TEST REPORT

Product	:	Artificial Intelligence Terminal Computer
Trade mark	:	N/A
Model/Type reference	:	PP23TQB
Serial Number	:	N/A
Report Number	:	EED32M00052603
FCC ID	:	2AWMI-PP23TQB
Date of Issue	:	Jul.14, 2020
Test Standards	:	47 CFR Part 15Subpart C
Test result	:	PASS

Prepared for:

Beijing Puppy Robotics Co., Ltd.
Room 103, building 1, Yard 33,
Yanqi Road, Huairou District, Beijing, China

Prepared by:

Centre Testing International Group Co., Ltd.
Hongwei Industrial Zone, Bao'an 70 District,
Shenzhen, Guangdong, China
TEL: +86-755-3368 3668
FAX: +86-755-3368 3385

Compiled by: Sunlight Sun — Sunlight Sun

Reviewed by: Jok Yang — Jok Yang

Approved by: Sam Chuang — Sam Chuang

Date: Jul.14, 2020

Check No.:3915652268

CENTRE TESTING INTERNATIONAL GROUP CO.,LTD. CTI Report Seal

2 Version

Version No.	Date	Description
00	Jul.14, 2020	Original

3 Test Summary

Test Item	Test Requirement	Test method	Result
Antenna Requirement	47 CFR Part 15 Subpart C Section 15.203/15.247 (c)	ANSI C63.10-2013	PASS
AC Power Line Conducted Emission	47 CFR Part 15 Subpart C Section 15.207	ANSI C63.10-2013	PASS
Conducted Peak Output Power	47 CFR Part 15 Subpart C Section 15.247 (b)(3)	ANSI C63.10-2013	PASS
6dB Occupied Bandwidth	47 CFR Part 15 Subpart C Section 15.247 (a)(2)	ANSI C63.10-2013	PASS
Power Spectral Density	47 CFR Part 15 Subpart C Section 15.247 (e)	ANSI C63.10-2013	PASS
Band-edge for RF Conducted Emissions	47 CFR Part 15 Subpart C Section 15.247(d)	ANSI C63.10-2013	PASS
RF Conducted Spurious Emissions	47 CFR Part 15 Subpart C Section 15.247(d)	ANSI C63.10-2013	PASS
Radiated Spurious Emissions	47 CFR Part 15 Subpart C Section 15.205/15.209	ANSI C63.10-2013	PASS
Restricted bands around fundamental frequency (Radiated Emission)	47 CFR Part 15 Subpart C Section 15.205/15.209	ANSI C63.10-2013	PASS

Remark:
Test according to ANSI C63.4-2014 & ANSI C63.10-2013.
The tested sample(s) and the sample information are provided by the client.

4 Content

1 COVER PAGE 1

2 VERSION 2

3 TEST SUMMARY 3

4 CONTENT 4

5 TEST REQUIREMENT 5

5.1 TEST SETUP 5
5.1.1 For Conducted test setup 5
5.1.2 For Radiated Emissions test setup 5
5.1.3 For Conducted Emissions test setup 6
5.2 TEST ENVIRONMENT 6
5.3 TEST CONDITION 6

6 GENERAL INFORMATION 8

6.1 CLIENT INFORMATION 8
6.2 GENERAL DESCRIPTION OF EUT 8
6.3 PRODUCT SPECIFICATION SUBJECTIVE TO THIS STANDARD 8
6.4 DESCRIPTION OF SUPPORT UNITS 11
6.5 TEST LOCATION 11
6.6 DEVIATION FROM STANDARDS 11
6.7 ABNORMALITIES FROM STANDARD CONDITIONS 11
6.8 OTHER INFORMATION REQUESTED BY THE CUSTOMER 11
6.9 MEASUREMENT UNCERTAINTY (95% CONFIDENCE LEVELS, K=2) 11

7 EQUIPMENT LIST 13

8 RADIO TECHNICAL REQUIREMENTS SPECIFICATION 16

DUTY CYCLE 17

Appendix A): Conducted Peak Output Power 19
Appendix B): 6dB Occupied Bandwidth 32
Appendix C): Band-edge for RF Conducted Emissions 50
Appendix D): RF Conducted Spurious Emissions 57
Appendix E): Power Spectral Density 82
Appendix F): Antenna Requirement 95
Appendix G): AC Power Line Conducted Emission 96
Appendix H): Restricted bands around fundamental frequency (Radiated) 99
Appendix I): Radiated Spurious Emissions 180

PHOTOGRAPHS OF TEST SETUP 199

PHOTOGRAPHS OF EUT CONSTRUCTIONAL DETAILS 202

5 Test Requirement

5.1 Test setup

5.1.1 For Conducted test setup

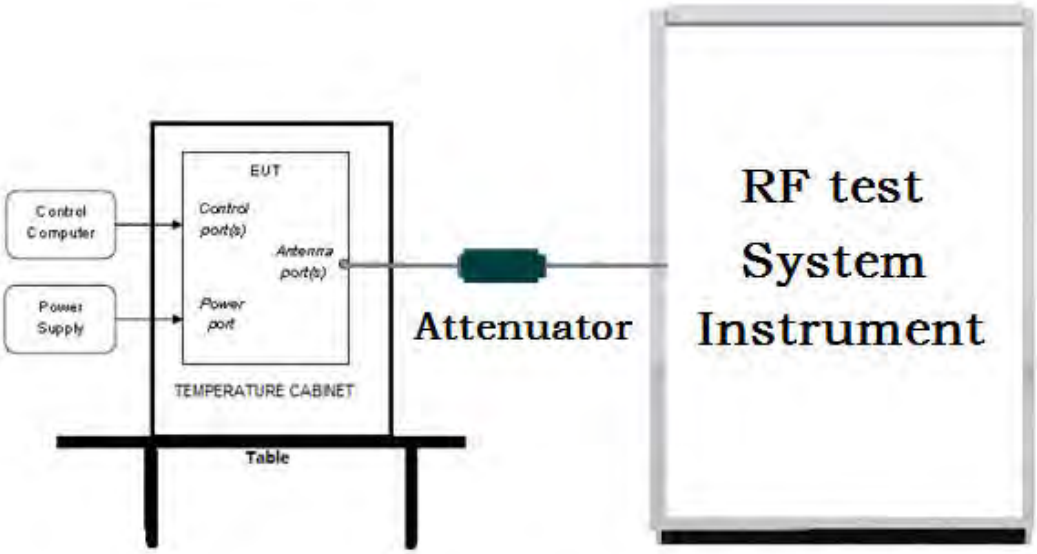

5.1.2 For Radiated Emissions test setup

Radiated Emissions setup:

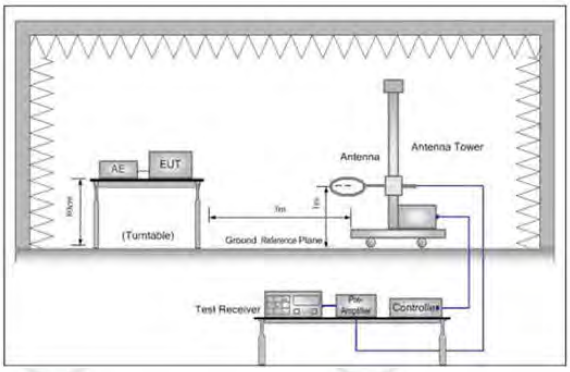

Figure 1. Below 30MHz

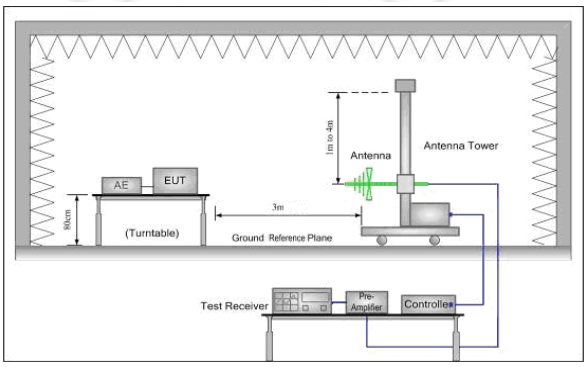

Figure 2. 30MHz to 1GHz

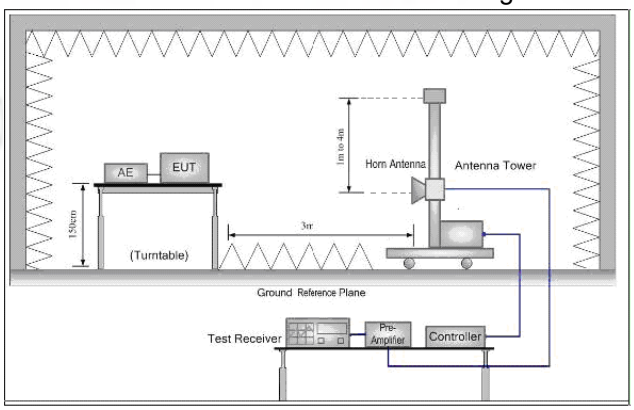

Figure 3. Above 1GHz

5.1.3 For Conducted Emissions test setup

Conducted Emissions setup

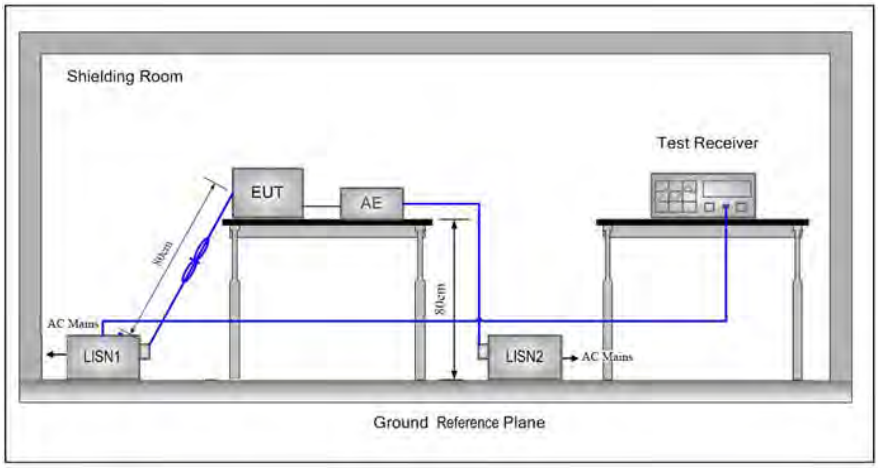

5.2 Test Environment

Operating Environment:	
Temperature:	23 °C
Humidity:	54 % RH
Atmospheric Pressure:	1010mbar

5.3 Test Condition

Test channel:

Test Mode	Tx/Rx	RF Channel		
		Low(L)	Middle(M)	High(H)
802.11b/g/n(HT20)	2412MHz ~2462 MHz	Channel 1	Channel 6	Channel11
		2412MHz	2437MHz	2462MHz
802.11n(HT40)	2422MHz ~2452 MHz	Channel 3	Channel 6	Channel 9
		2422MHz	2437MHz	2452MHz
Transmitting mode:	Keep the EUT in transmitting mode with all kind of modulation and all kind of data rate.			

Test mode:

Pre-scan under all rate at lowest channel

Mode	**802.11b**			
Data Rate	**1Mbps**	**2Mbps**	**5.5Mbps**	**11Mbps**
Power(dBm)	18.07	18.10	18.13	18.18

Mode	**802.11g**							
Data Rate	**6Mbps**	**9Mbps**	**12Mbps**	**18Mbps**	**24Mbps**	**36Mbps**	**48Mbps**	**54Mbps**
Power(dBm)	17.77	17.75	17.73	17.69	17.65	17.63	17.61	17.58

Mode	**802.11n (HT20)**							
Data Rate	**6.5Mbps**	**13Mbps**	**19.5Mbps**	**26Mbps**	**39Mbps**	**52Mbps**	**58.5Mbps**	**65Mbps**
Power(dBm)	16.54	16.51	16.49	16.47	16.43	16.41	16.38	16.35
Mode	**802.11n (HT40)**							
Data Rate	**13.5Mbps**	**27Mbps**	**40.5Mbps**	**54Mbps**	**81Mbps**	**108Mbps**	**121.5Mbps**	**135Mbps**
Power(dBm)	15.25	15.23	15.21	15.19	15.17	15.14	15.10	15.07

Through Pre-scan, 11Mbps of rate is the worst case of 802.11b; 6Mbps of rate is the worst case of 802.11g; 6.5Mbps of rate is the worst case of 802.11n(HT20); 13.5Mbps of rate is the worst case of 802.11n(HT40).

6 General Information

6.1 Client Information

Applicant:	Beijing Puppy Robotics Co., Ltd.
Address of Applicant:	Room 103, building 1, Yard 33, Yanqi Road, Huairou District, Beijing, China
Manufacturer:	Beijing Puppy Robotics Co., Ltd.
Address of Manufacturer:	Room 103, building 1, Yard 33, Yanqi Road, Huairou District, Beijing, China
Factory:	Zhang zhou Wanlida Technology Co., Ltd.
Address of Factory:	Wanlida Industrial Zone, Jingcheng Town, Nanjing, Zhangzhou, Fujian, China

6.2 General Description of EUT

Product Name:	Artificial Intelligence Terminal Computer	
Model No.(EUT):	PP23TQB	
Trade Mark:	N/A	
EUT Supports Radios application:	802.11b/g/n(HT20)(HT40): 2412MHz ~2462 MHz	
Power Supply:	AC Adapter	MODEL:AP065G-19300 INPUT:100-240V~50/60Hz 1.5A Max OUTPUT:19V⎓3A
	Battery	Model:BT-J003 3LPC5/60/102 Rated Capacity:5000mAh Power Rating:11.55V⎓5000mAh 57.75Wh
Sample Received Date:	Mar. 19, 2020	
Sample tested Date:	Mar. 19, 2020 to Jun. 23, 2020	

6.3 Product Specification subjective to this standard

Operation Frequency:	IEEE 802.11b/g/n(HT20): 2412MHz to 2462MHz IEEE 802.11n(HT40): 2422MHz to 2452MHz
Channel Numbers:	IEEE 802.11b/g, IEEE 802.11n HT20: 11 Channels IEEE 802.11n HT40: 7 Channels
Channel Separation:	5MHz
Type of Modulation:	OFDM,DSSS
Test Power Grade:	Reference Table 1
Test Software of EUT:	QRCT
Antenna Type and Gain:	Type: FPC antenna Gain: 3.5 dBi
Test Voltage:	AC120V/60Hz

Operation Frequency each of channel(802.11b/g/n HT20)							
Channel	Frequency	Channel	Frequency	Channel	Frequency	Channel	Frequency
1	2412MHz	4	2427MHz	7	2442MHz	10	2457MHz
2	2417MHz	5	2432MHz	8	2447MHz	11	2462MHz
3	2422MHz	6	2437MHz	9	2452MHz		

Operation Frequency each of channel(802.11n HT40)					
Channel	Frequency	Channel	Frequency	Channel	Frequency
3	2422MHz	6	2437MHz	9	2452MHz
4	2427MHz	7	2442MHz		
5	2432MHz	8	2447MHz		

Table 1：

SISO				
Mode	Channel	Frequency	Power Setting	
			Chain1	Chain2
b	1	2412	19	16
	6	2437	20	16
	11	2462	20	18
g	1	2412	14	12
	6	2437	14	12
	11	2462	14	12
n20	1	2412	13	11
	6	2437	14	11
	11	2462	14	12
n40	3	2422	11	9
	6	2437	11	9
	9	2452	11	9

MIMO			
Mode	Channel	Frequency	Power Setting
n20	1	2412	9
	6	2437	9
	11	2462	9

n40	3	2422	7
	6	2437	7
	9	2452	7

6.4 Description of Support Units

The EUT has been tested with associated equipment below

Associated equipment name		Manufacture	model	S/N serial number	Supplied by	Certification
AE1	Notebook	DELL	DELL 3490	D245DX2	DELL	CE&FCC

6.5 Test Location

All tests were performed at:
Centre Testing International Group Co., Ltd
Building C, Hongwei Industrial Park Block 70, Bao'an District, Shenzhen, China
Telephone: +86 (0) 755 33683668 Fax:+86 (0) 755 33683385
No tests were sub-contracted.

FCC Designation No.: CN1164

6.6 Deviation from Standards

None.

6.7 Abnormalities from Standard Conditions

None.

6.8 Other Information Requested by the Customer

None.

6.9 Measurement Uncertainty (95% confidence levels, k=2)

No.	Item	Measurement Uncertainty
1	Radio Frequency	7.9×10^{-8}
2	RF power, conducted	0.46dB (30MHz-1GHz)
		0.55dB (1GHz-18GHz)
3	Radiated Spurious emission test	4.3dB (30MHz-1GHz)
		4.5dB (1GHz-12.75GHz)
4	Conduction emission	3.5dB (9kHz to 150kHz)
		3.1dB (150kHz to 30MHz)
5	Temperature test	0.64°C
6	Humidity test	3.8%
7	DC power voltages	0.026%

7 Equipment List

RF test system					
Equipment	**Manufacturer**	**Mode No.**	**Serial Number**	**Cal. Date (mm-dd-yyyy)**	**Cal. Due date (mm-dd-yyyy)**
Spectrum Analyzer	Keysight	N9010A	MY54510339	02-17-2020	02-16-2021
Signal Generator	Keysight	N5182B	MY53051549	02-17-2020	02-16-2021
Temperature/ Humidity Indicator	biaozhi	HM10	1804186	07-26-2019	07-25-2020
High-pass filter	Sinoscite	FL3CX03WG18N M12-0398-002	---	---	---
High-pass filter	MICRO-TRONICS	SPA-F-63029-4	---	---	---
DC Power	Keysight	E3642A	MY56376072	02-17-2020	02-16-2021
PC-1	Lenovo	R4960d	---	---	---
BT&WI-FI Automatic control	R&S	OSP120	101374	02-17-2020	02-16-2021
RF control unit	JS Tonscend	JS0806-2	158060006	02-17-2020	02-16-2021
BT&WI-FI Automatic test software	JS Tonscend	JS1120-3	---	---	---

Conducted disturbance Test					
Equipment	**Manufacturer**	**Model No.**	**Serial Number**	**Cal. date (mm-dd-yyyy)**	**Cal. Due date (mm-dd-yyyy)**
Receiver	R&S	ESCI	100435	05-20-2019 04-28-2020	05-19-2020 04-27-2021
Temperature/ Humidity Indicator	Defu	TH128	/	06-14-2019 05-29-2020	06-13-2020 05-28-2021
LISN	R&S	ENV216	100098	03-05-2020	03-04-2021
Barometer	changchun	DYM3	1188	06-20-2019 06-11-2020	06-19-2020 06-10-2021

3M Semi/full-anechoic Chamber					
Equipment	**Manufacturer**	**Model No.**	**Serial Number**	**Cal. date (mm-dd-yyyy)**	**Cal. Due date (mm-dd-yyyy)**
3M Chamber & Accessory Equipment	TDK	SAC-3	---	05-24-2019	05-23-2022
TRILOG Broadband Antenna	Schwarzbeck	VULB9163	9163-618	07-26-2019	07-25-2020
Loop Antenna	Schwarzbeck	FMZB 1519B	1519B-076	04-25-2018	04-24-2021
Receiver	R&S	ESCI7	100938-003	10-21-2019	10-20-2020
Multi device Controller	maturo	NCD/070/107 11112	---	---	---
Temperature/ Humidity Indicator	Shanghai qixiang	HM10	1804298	07-26-2019	07-25-2020
Cable line	Fulai(7M)	SF106	5219/6A	---	---
Cable line	Fulai(6M)	SF106	5220/6A	---	---
Cable line	Fulai(3M)	SF106	5216/6A	---	---
Cable line	Fulai(3M)	SF106	5217/6A	---	---

3M full-anechoic Chamber					
Equipment	**Manufacturer**	**Model No.**	**Serial Number**	**Cal. date (mm-dd-yyyy)**	**Cal. Due date (mm-dd-yyyy)**
RSE Automatic test software	JS Tonscend	JS36-RSE	10166	---	---
Receiver	Keysight	N9038A	MY57290136	03-05-2020	03-04-2021
Spectrum Analyzer	Keysight	N9020B	MY57111112	03-05-2020	03-04-2021
Spectrum Analyzer	Keysight	N9030B	MY57140871	03-05-2020	03-04-2021
TRILOG Broadband Antenna	Schwarzbeck	VULB 9163	9163-1148	04-25-2018	04-24-2021
Horn Antenna	Schwarzbeck	BBHA 9170	9170-832	04-25-2018	04-24-2021
Horn Antenna	ETS-LINDGREN	3117	00057407	07-10-2018	07-09-2021
Preamplifier	EMCI	EMC184055SE	980596	05-22-2019 05-20-2020	05-21-2020 05-19-2021
Preamplifier	EMCI	EMC001330	980563	05-08-2019 04-22-2020	05-07-2020 04-21-2021
Preamplifier	JS Tonscend	980380	EMC051845 SE	01-09-2020	01-08-2021
Temperature/ Humidity Indicator	biaozhi	GM1360	EE1186631	04-30-2019 04-27-2020	04-29-2020 04-26-2021
Fully Anechoic Chamber	TDK	FAC-3	---	01-17-2018	01-16-2021
Filter bank	JS Tonscend	JS0806-F	188060094	04-10-2018	04-09-2021
Cable line	Times	SFT205-NMSM-2.50M	394812-0001	---	---
Cable line	Times	SFT205-NMSM-2.50M	394812-0002	---	---
Cable line	Times	SFT205-NMSM-2.50M	394812-0003	---	---
Cable line	Times	SFT205-NMSM-2.50M	393495-0001	---	---
Cable line	Times	EMC104-NMNM-1000	SN160710	---	---
Cable line	Times	SFT205-NMSM-3.00M	394813-0001	---	---
Cable line	Times	SFT205-NMNM-1.50M	381964-0001	---	---
Cable line	Times	SFT205-NMSM-7.00M	394815-0001	---	---
Cable line	Times	HF160-KMKM-3.00M	393493-0001	---	---

8 Radio Technical Requirements Specification

Reference documents for testing:

No.	Identity	Document Title
1	FCC Part15C	Subpart C-Intentional Radiators
2	ANSI C63.10-2013	American National Standard for Testing Unlicesed Wireless Devices

Test Results List:

Test Requirement	Test method	Test item	Verdict	Note
Part15C Section 15.247 (b)(3)	ANSI C63.10	Conducted Peak Output Power	PASS	Appendix A)
Part15C Section 15.247 (a)(2)	ANSI C63.10	6dB Occupied Bandwidth	PASS	Appendix B)
Part15C Section 15.247(d)	ANSI C63.10	Band-edge for RF Conducted Emissions	PASS	Appendix C)
Part15C Section 15.247(d)	ANSI C63.10	RF Conducted Spurious Emissions	PASS	Appendix D)
Part15C Section 15.247 (e)	ANSI C63.10	Power Spectral Density	PASS	Appendix E)
Part15C Section 15.203/15.247 (c)	ANSI C63.10	Antenna Requirement	PASS	Appendix F)
Part15C Section 15.207	ANSI C63.10	AC Power Line Conducted Emission	PASS	Appendix G)
Part15C Section 15.205/15.209	ANSI C63.10	Restricted bands around fundamental frequency (Radiated Emission)	PASS	Appendix H)
Part15C Section 15.205/15.209	ANSI C63.10	Radiated Spurious Emissions	PASS	Appendix I)

DUTY CYCLE

ANT1

Duty Cycle			
Configuration	TX ON(ms)	TX ALL(ms)	Duty Cycle(%)
802.11b	12.41	12.519	99.13%
802.11g	2.043	2.1057	97.02%
802.11n HT20	1.905	1.968	96.80%
802.11n HT40	0.9275	1.0027	92.50%

802.11b

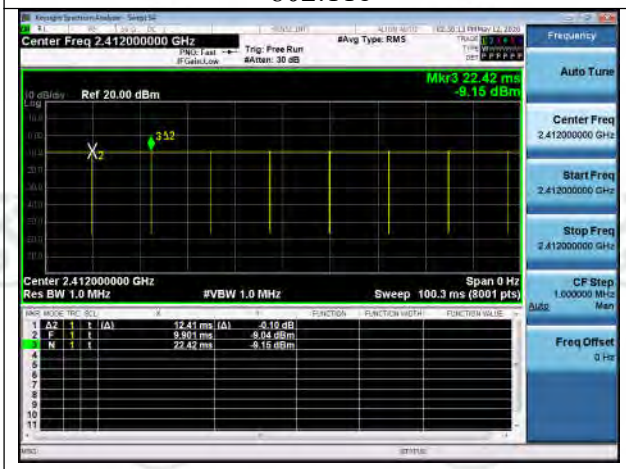

802.11g

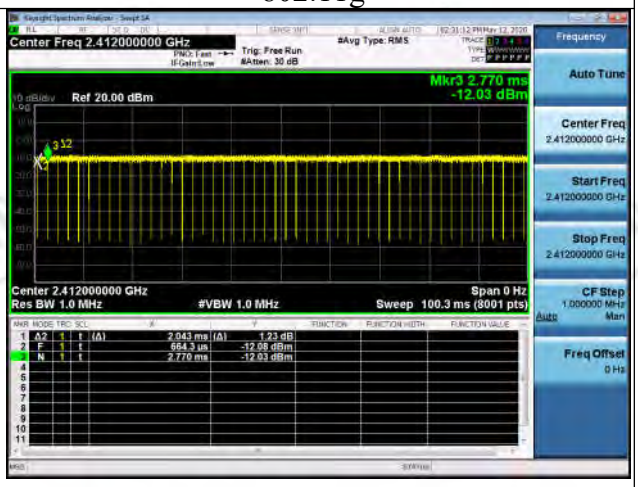

802.11n HT20

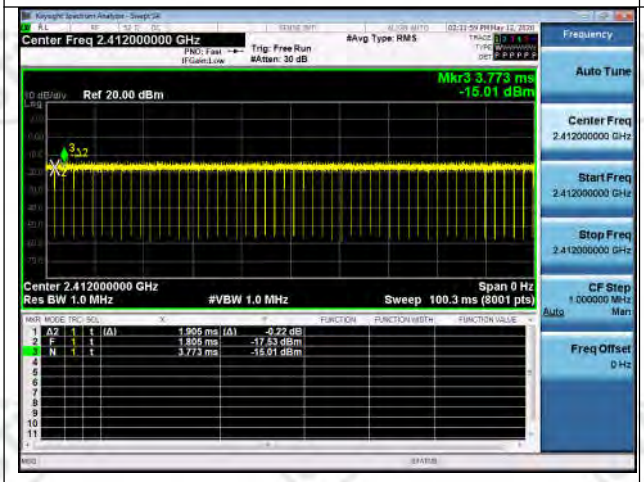

802.11n HT40

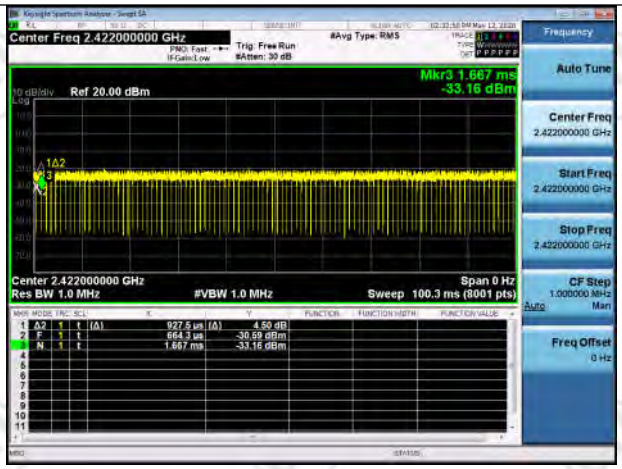

ANT2

Duty Cycle			
Configuration	TX ON(ms)	TX ALL(ms)	Duty Cycle(%)
802.11b	12.41	12.521	99.11%
802.11g	2.030	2.093	96.99%
802.11n HT20	1.893	1.955	96.83%
802.11n HT40	0.9275	1.0027	92.50%

802.11b

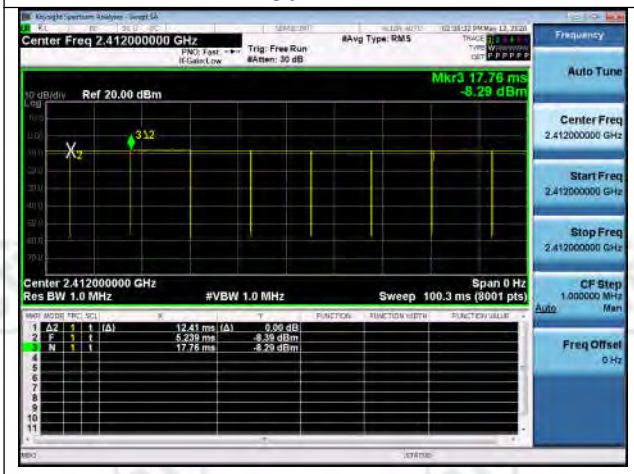

802.11g

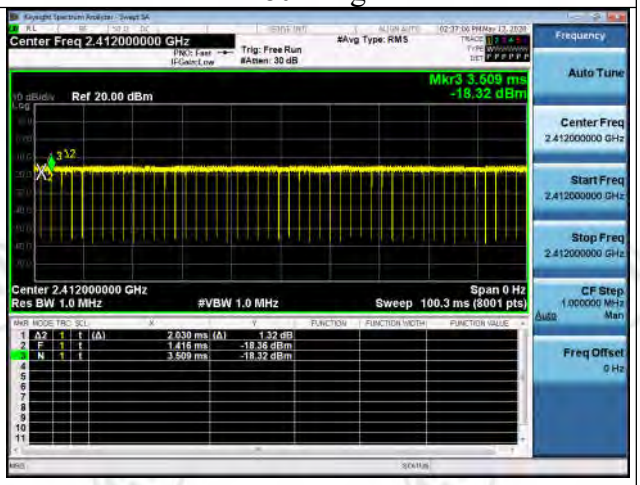

802.11n HT20

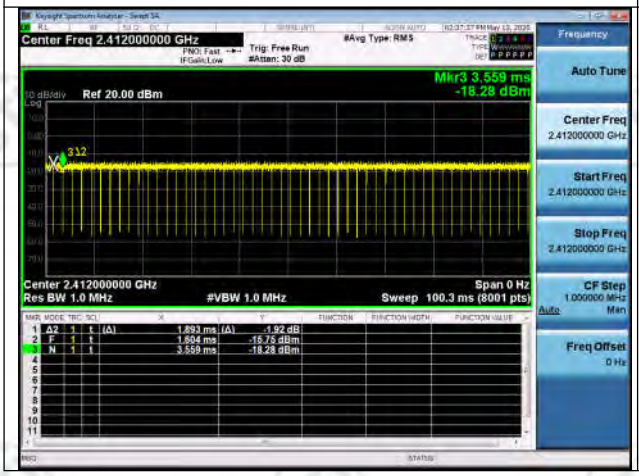

802.11n HT40

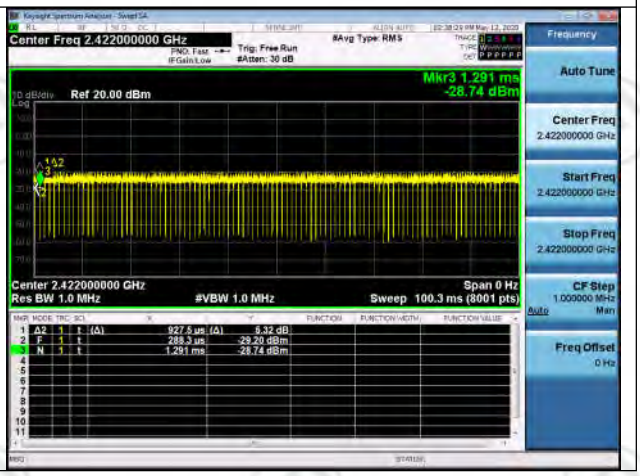

Appendix A): Conducted Peak Output Power

Result Table

Mode	Antenna	Channel	Conducted Peak Output Power [dBm]	Verdict
11B	Ant1	LCH	18.18	PASS
11B	Ant2	LCH	18.49	PASS
11B	Ant1	MCH	18.64	PASS
11B	Ant2	MCH	18.38	PASS
11B	Ant1	HCH	18.35	PASS
11B	Ant2	HCH	18.18	PASS
11G	Ant1	LCH	17.77	PASS
11G	Ant2	LCH	17.81	PASS
11G	Ant1	MCH	17.33	PASS
11G	Ant2	MCH	17.58	PASS
11G	Ant1	HCH	17.05	PASS
11G	Ant2	HCH	16.99	PASS
11N20SISO	Ant1	LCH	16.54	PASS
11N20SISO	Ant2	LCH	16.38	PASS
11N20SISO	Ant1	MCH	16.06	PASS
11N20SISO	Ant2	MCH	16.31	PASS
11N20SISO	Ant1	HCH	16.88	PASS
11N20SISO	Ant2	HCH	16.67	PASS
11N20MIMO	Ant1	LCH	12.83	PASS
11N20MIMO	Ant2	LCH	14.38	PASS
11N20MIMO	Ant1+2	LCH	16.68	PASS
11N20MIMO	Ant1	MCH	13.15	PASS
11N20MIMO	Ant2	MCH	14.12	PASS
11N20MIMO	Ant1+2	MCH	16.67	PASS
11N20MIMO	Ant1	HCH	12.71	PASS
11N20MIMO	Ant2	HCH	13.75	PASS
11N20MIMO	Ant1+2	HCH	16.27	PASS
11N40SISO	Ant1	LCH	15.25	PASS
11N40SISO	Ant2	LCH	15.42	PASS
11N40SISO	Ant1	MCH	15.42	PASS
11N40SISO	Ant2	MCH	15.37	PASS
11N40SISO	Ant1	HCH	15.29	PASS
11N40SISO	Ant2	HCH	15.15	PASS
11N40MIMO	Ant1	LCH	11.74	PASS
11N40MIMO	Ant2	LCH	13.57	PASS
11N40MIMO	Ant1+2	LCH	15.76	PASS
11N40MIMO	Ant1	MCH	11.87	PASS
11N40MIMO	Ant2	MCH	13.35	PASS
11N40MIMO	Ant1+2	MCH	15.68	PASS
11N40MIMO	Ant1	HCH	12.29	PASS
11N40MIMO	Ant2	HCH	13.02	PASS
11N40MIMO	Ant1+2	HCH	15.68	PASS

Test Graph

Graphs			
11B/LCH_Ant1		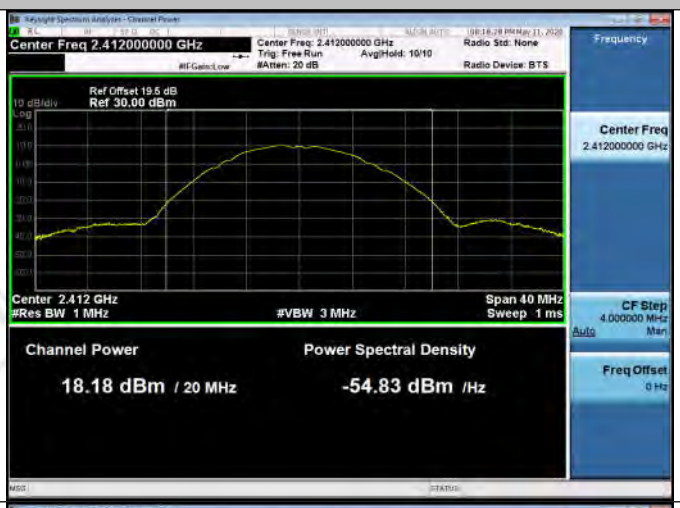	
11B/LCH_Ant2		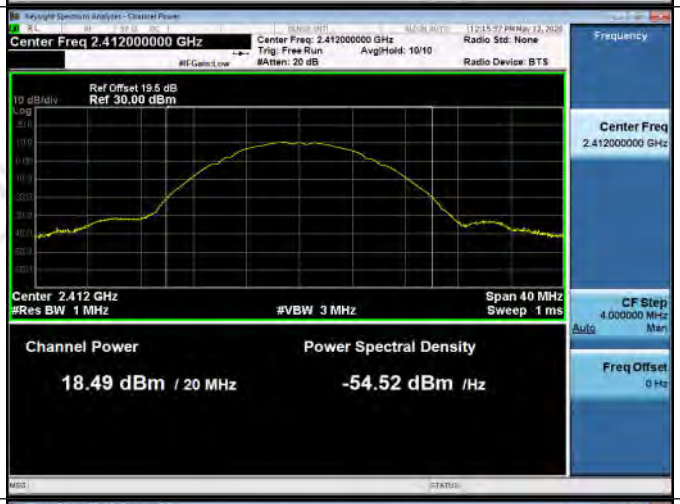	
11B/MCH_Ant1			

11B/MCH_Ant2		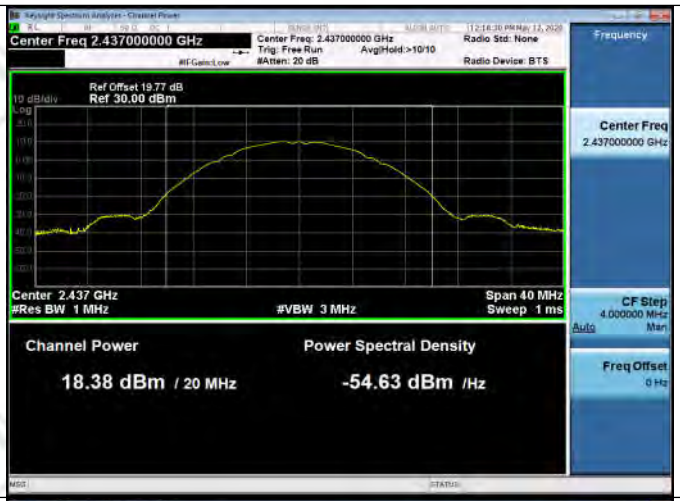	
11B/HCH_Ant1			
11B/HCH_Ant2		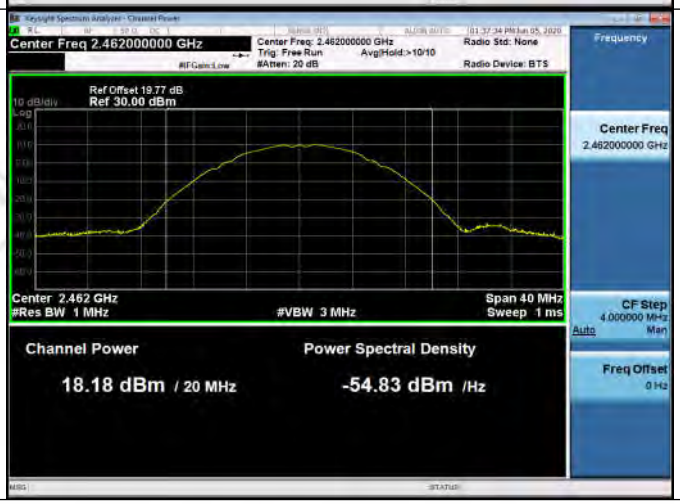	

11G/LCH_Ant1		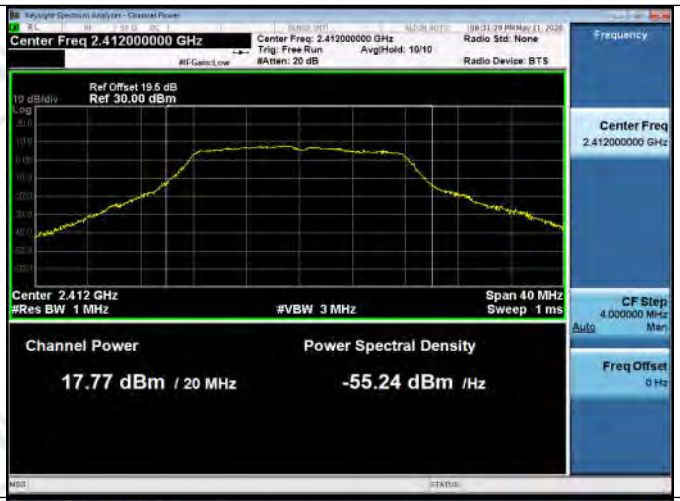	
11G/LCH_Ant2		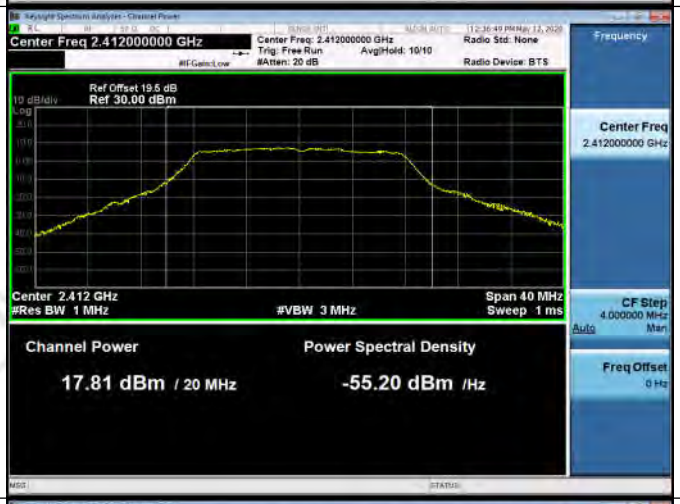	
11G/MCH_Ant1			

11G/MCH_Ant2			
11G/HCH_Ant1			
11G/HCH_Ant2			

11N20SISO/LCH_Ant1		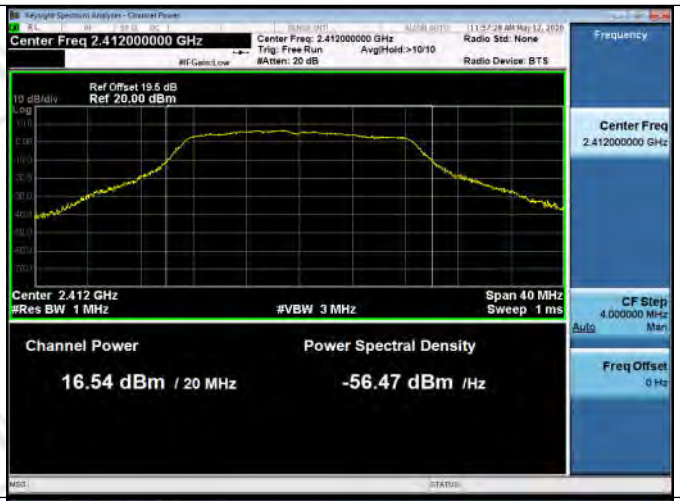	
11N20SISO/LCH_Ant2			
11N20SISO/MCH_Ant1			

11N20SISO/MCH_Ant2			
11N20SISO/HCH_Ant1			
11N20SISO/HCH_Ant2			

11N20MIMO/LCH_Ant1		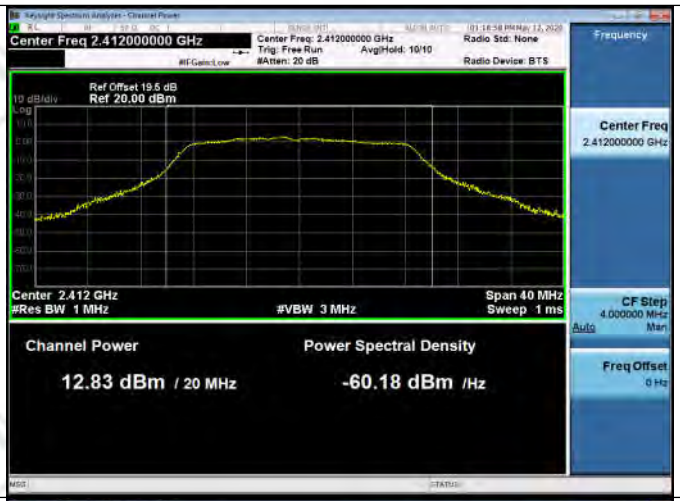	
11N20MIMO/LCH_Ant2		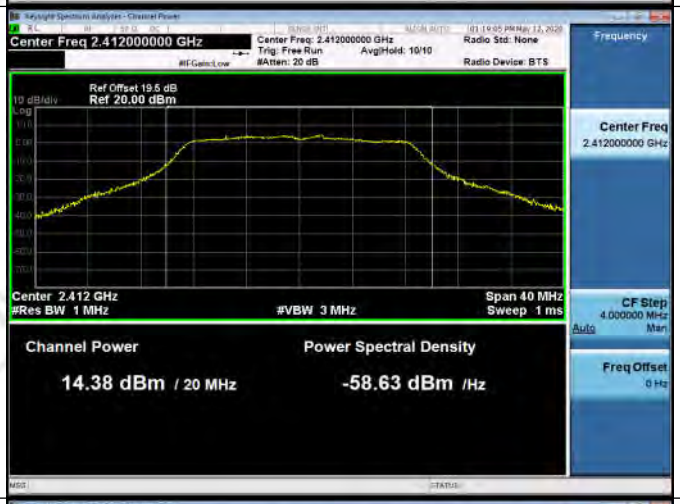	
11N20MIMO/MCH_Ant1		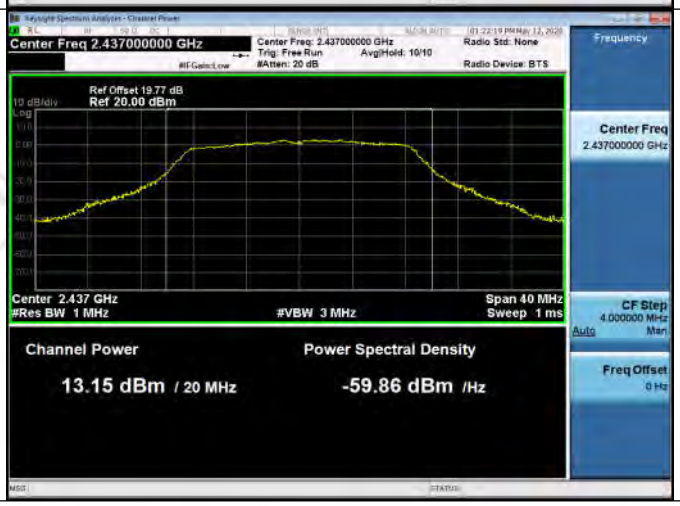	

11N20MIMO/MCH_Ant2		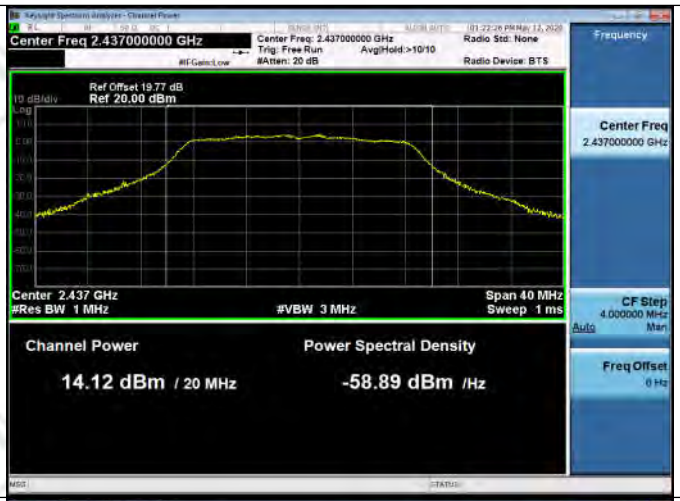	
11N20MIMO/HCH_Ant1			
11N20MIMO/HCH_Ant2		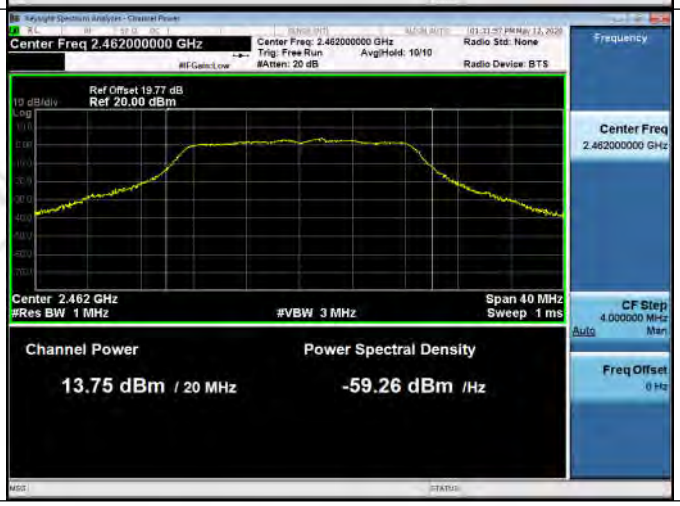	

11N40SISO/LCH_Ant1		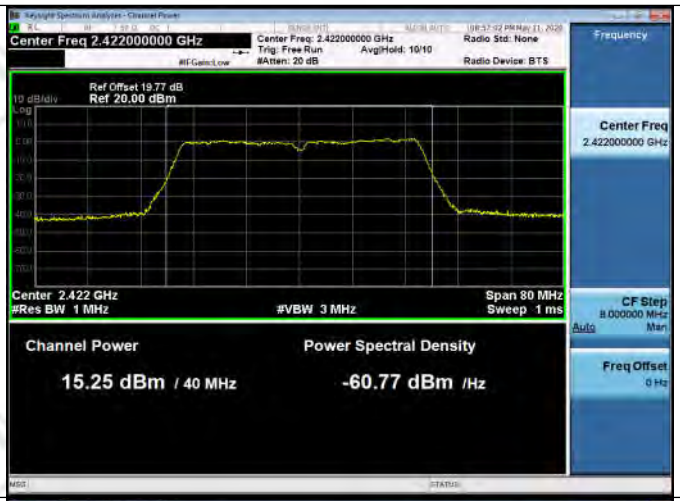	
11N40SISO/LCH_Ant2			
11N40SISO/MCH_Ant1			

11N40SISO/MCH_Ant2		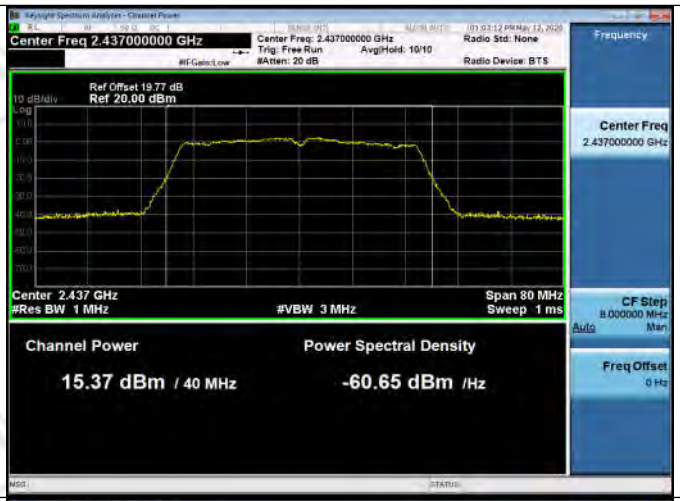	
11N40SISO/HCH_Ant1			
11N40SISO/HCH_Ant2		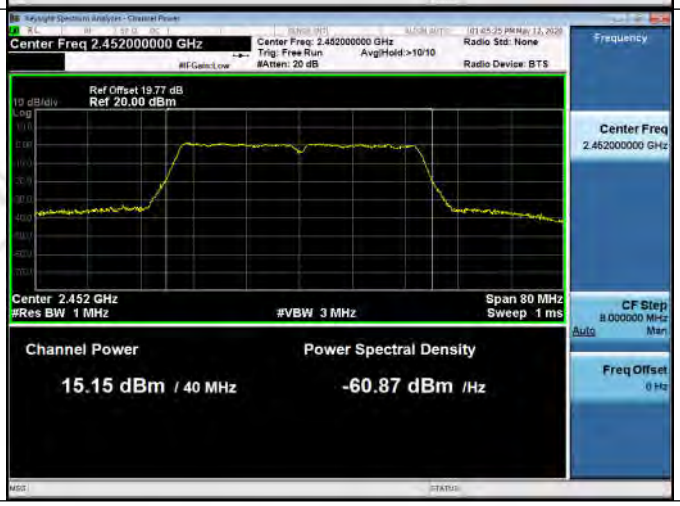	

11N40MIMO/LCH_Ant1		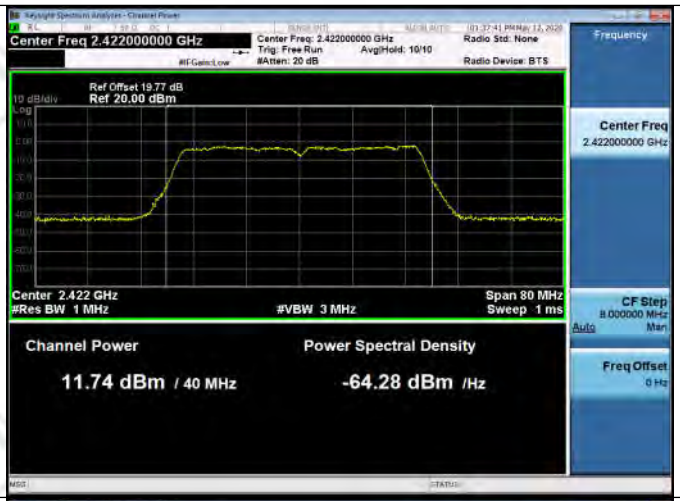	
11N40MIMO/LCH_Ant2			
11N40MIMO/MCH_Ant1		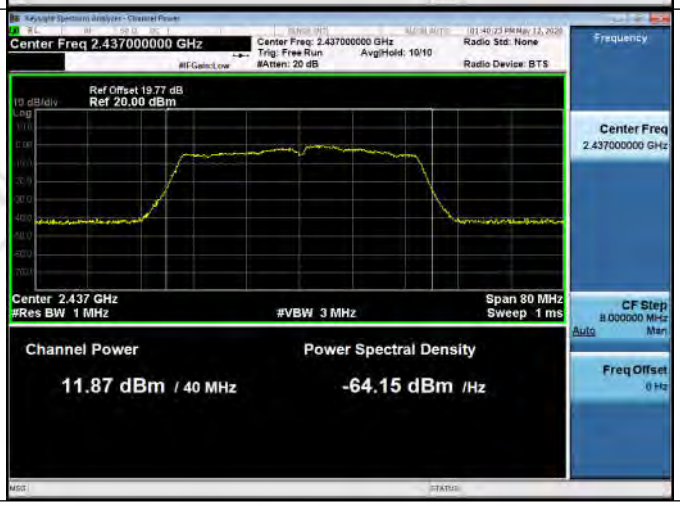	

11N40MIMO/MCH_Ant2		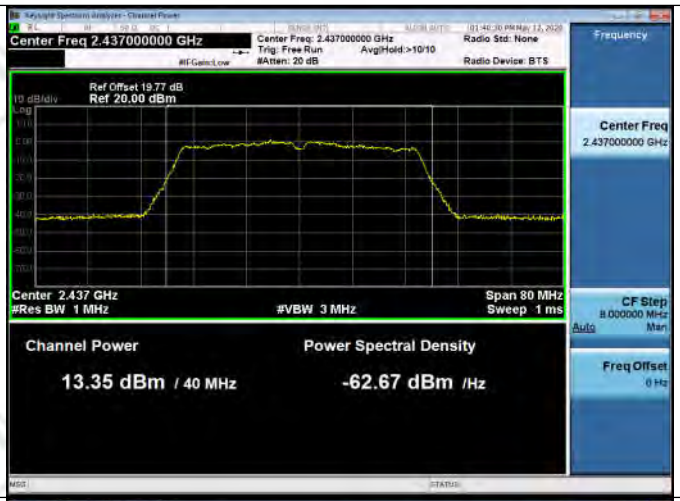	
11N40MIMO/HCH_Ant1			
11N40MIMO/HCH_Ant2		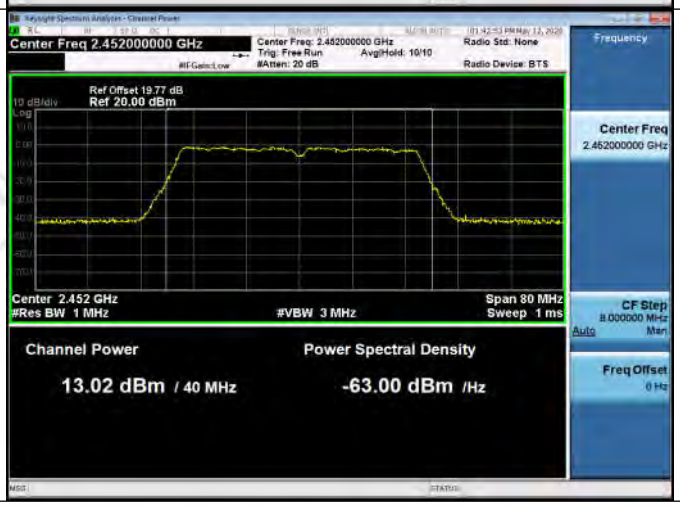	

Appendix B): 6dB Occupied Bandwidth

Result Table
6 dB OBW

Mode	Antenna	Channel	6dB Bandwidth [MHz]	Verdict
11B	Ant1	LCH	8.073	PASS
11B	Ant2	LCH	8.083	PASS
11B	Ant1	MCH	8.074	PASS
11B	Ant2	MCH	8.082	PASS
11B	Ant1	HCH	9.055	PASS
11B	Ant2	HCH	9.041	PASS
11G	Ant1	LCH	15.09	PASS
11G	Ant2	LCH	15.13	PASS
11G	Ant1	MCH	13.83	PASS
11G	Ant2	MCH	15.10	PASS
11G	Ant1	HCH	15.69	PASS
11G	Ant2	HCH	15.35	PASS
11N20SISO	Ant1	LCH	15.07	PASS
11N20SISO	Ant2	LCH	15.14	PASS
11N20SISO	Ant1	MCH	15.04	PASS
11N20SISO	Ant2	MCH	15.14	PASS
11N20SISO	Ant1	HCH	16.43	PASS
11N20SISO	Ant2	HCH	15.14	PASS
11N20MIMO	Ant1	LCH	15.08	PASS
11N20MIMO	Ant2	LCH	15.95	PASS
11N20MIMO	Ant1	MCH	13.84	PASS
11N20MIMO	Ant2	MCH	15.45	PASS
11N20MIMO	Ant1	HCH	17.32	PASS
11N20MIMO	Ant2	HCH	15.26	PASS
11N40SISO	Ant1	LCH	35.72	PASS
11N40SISO	Ant2	LCH	35.89	PASS
11N40SISO	Ant1	MCH	35.05	PASS
11N40SISO	Ant2	MCH	35.10	PASS
11N40SISO	Ant1	HCH	35.72	PASS
11N40SISO	Ant2	HCH	35.96	PASS
11N40MIMO	Ant1	LCH	35.74	PASS
11N40MIMO	Ant2	LCH	35.52	PASS
11N40MIMO	Ant1	MCH	35.02	PASS
11N40MIMO	Ant2	MCH	35.10	PASS
11N40MIMO	Ant1	HCH	35.41	PASS
11N40MIMO	Ant2	HCH	36.31	PASS

99% OBW

Mode	Antenna	Channel	99% OBW [MHz]	Verdict
11B	Ant1	LCH	13.714	PASS
11B	Ant2	LCH	13.903	PASS
11B	Ant1	MCH	13.534	PASS
11B	Ant2	MCH	14.136	PASS
11B	Ant1	HCH	14.310	PASS
11B	Ant2	HCH	14.064	PASS
11G	Ant1	LCH	16.433	PASS
11G	Ant2	LCH	16.422	PASS
11G	Ant1	MCH	16.405	PASS
11G	Ant2	MCH	16.397	PASS
11G	Ant1	HCH	16.651	PASS
11G	Ant2	HCH	16.448	PASS
11N20SISO	Ant1	LCH	17.611	PASS
11N20SISO	Ant2	LCH	17.649	PASS
11N20SISO	Ant1	MCH	17.655	PASS
11N20SISO	Ant2	MCH	17.625	PASS
11N20SISO	Ant1	HCH	17.904	PASS
11N20SISO	Ant2	HCH	17.668	PASS
11N40SISO	Ant1	LCH	36.284	PASS
11N40SISO	Ant2	LCH	36.129	PASS
11N40SISO	Ant1	MCH	35.966	PASS
11N40SISO	Ant2	MCH	35.974	PASS
11N40SISO	Ant1	HCH	36.132	PASS
11N40SISO	Ant2	HCH	36.211	PASS

6 dB OBW

Test Graph

Graphs			
11B/LCH_Ant1			
11B/LCH_Ant2		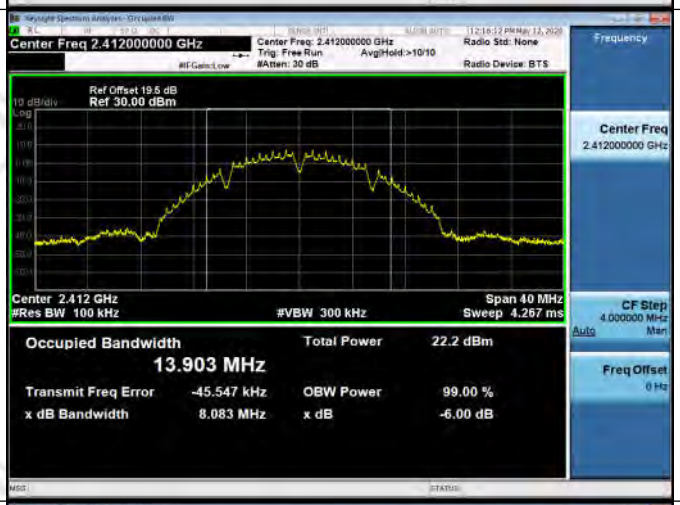	
11B/MCH_Ant1		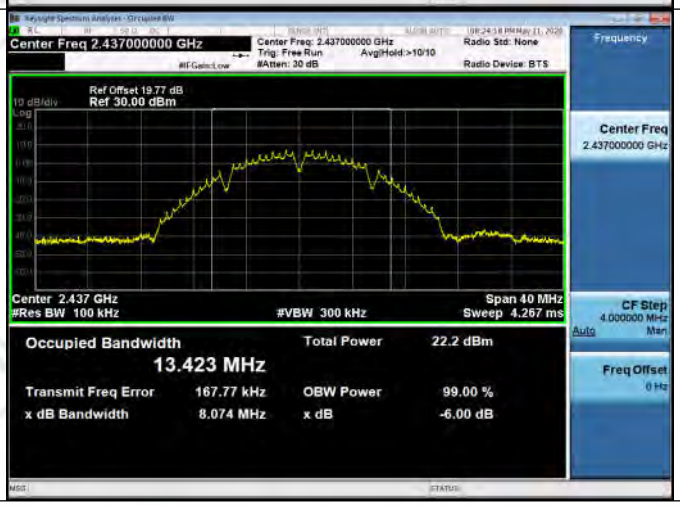	

11B/MCH_Ant2		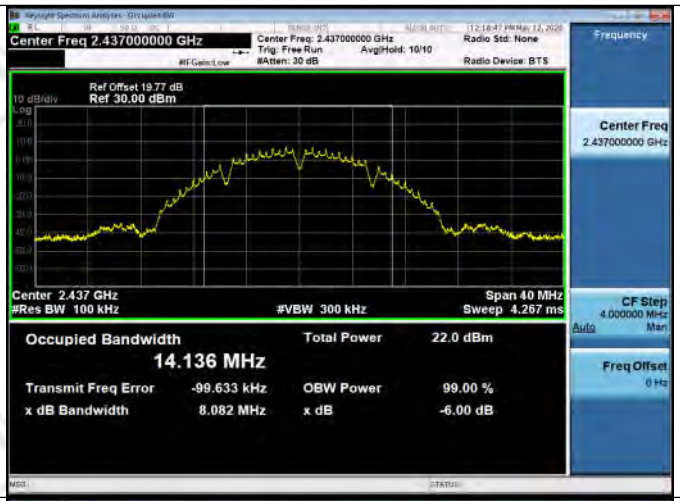	
11B/HCH_Ant1		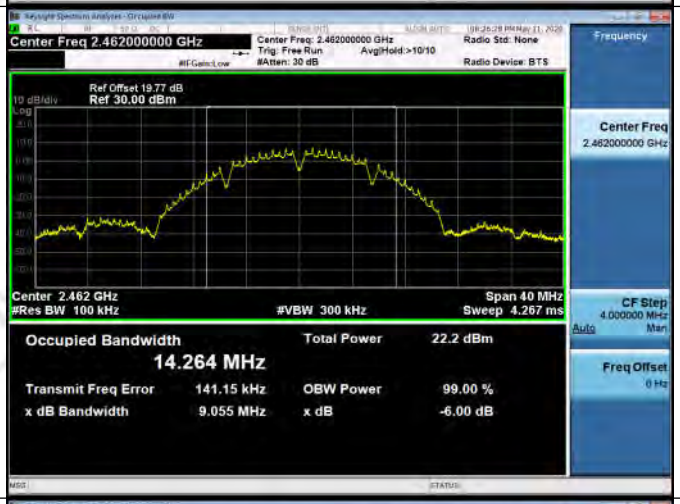	
11B/HCH_Ant2		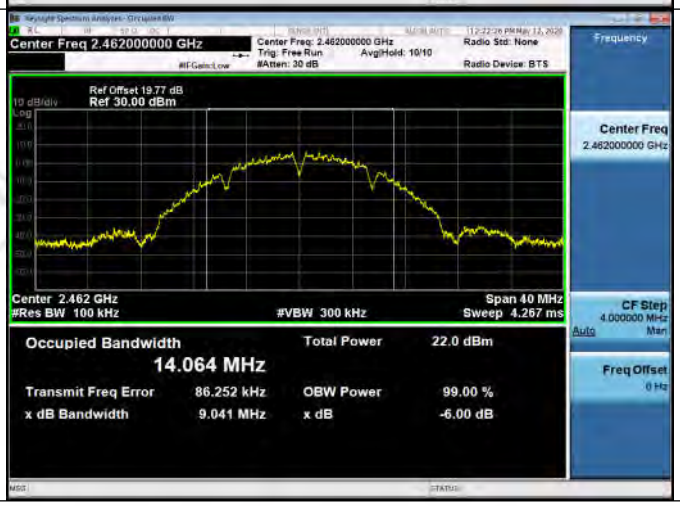	

11G/LCH_Ant1		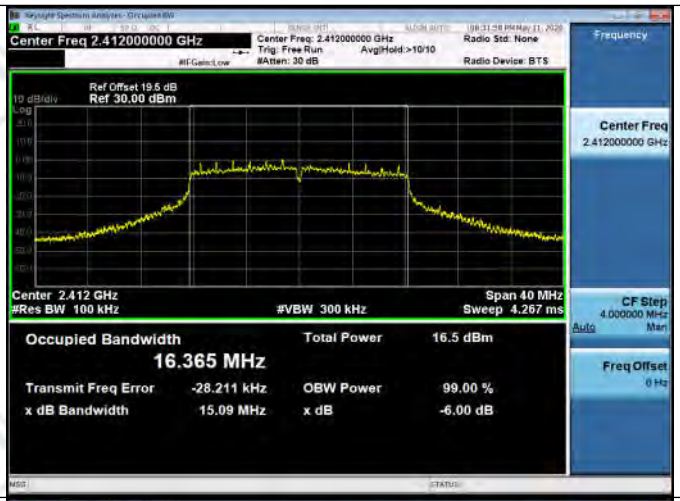	
11G/LCH_Ant2		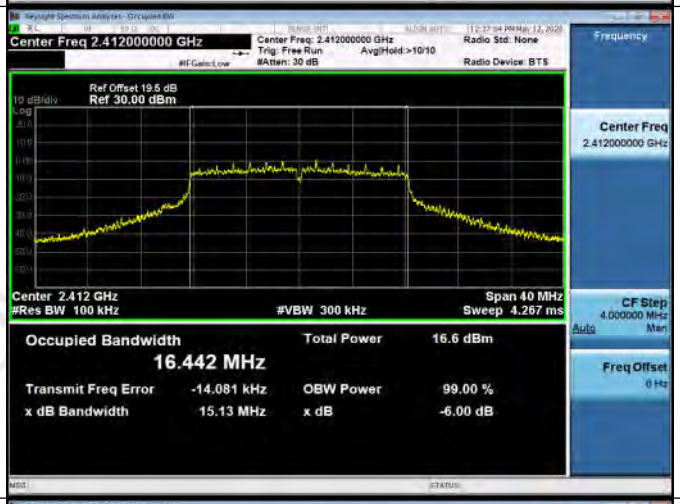	
11G/MCH_Ant1			

11G/MCH_Ant2		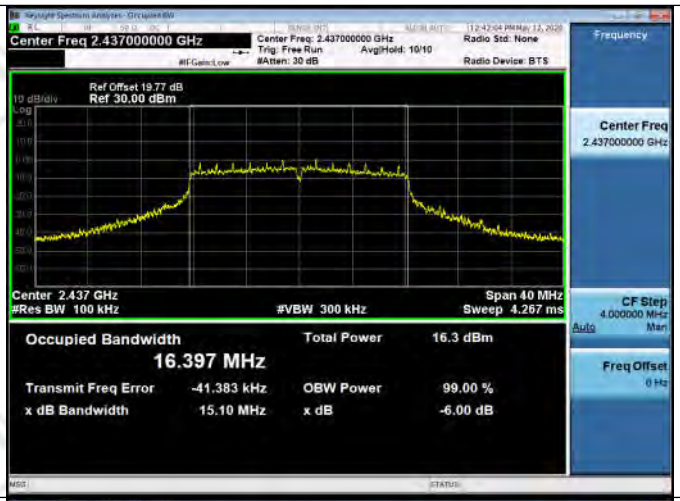	
11G/HCH_Ant1		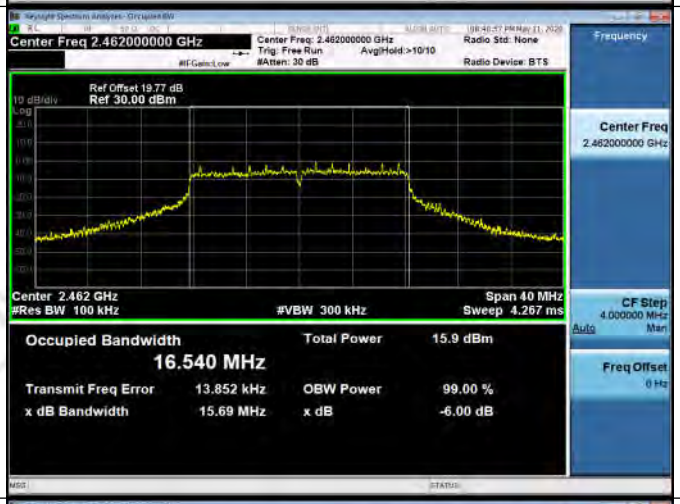	
11G/HCH_Ant2			

11N20SISO/LCH_Ant1		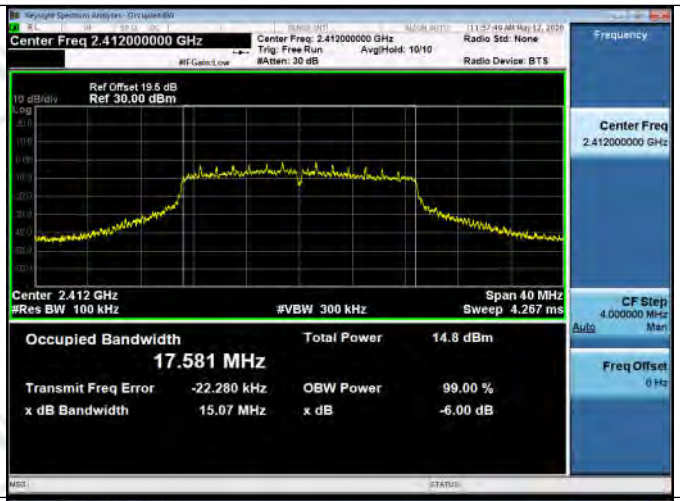	
11N20SISO/LCH_Ant2			
11N20SISO/MCH_Ant1			

11N20SISO/MCH_Ant2		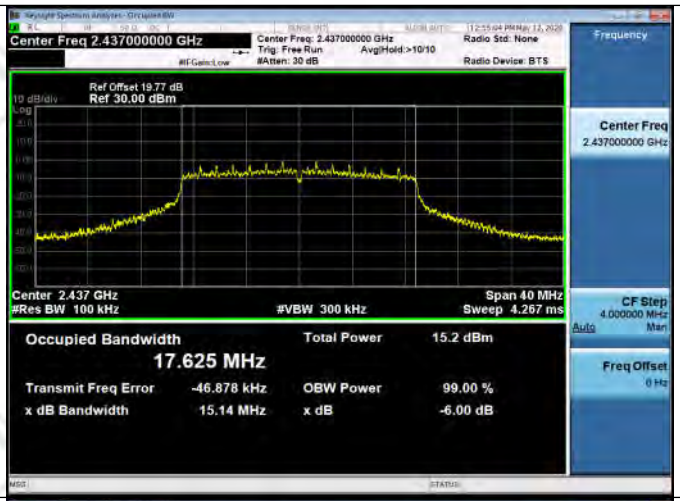	
11N20SISO/HCH_Ant1			
11N20SISO/HCH_Ant2			

11N40SISO/LCH_Ant1		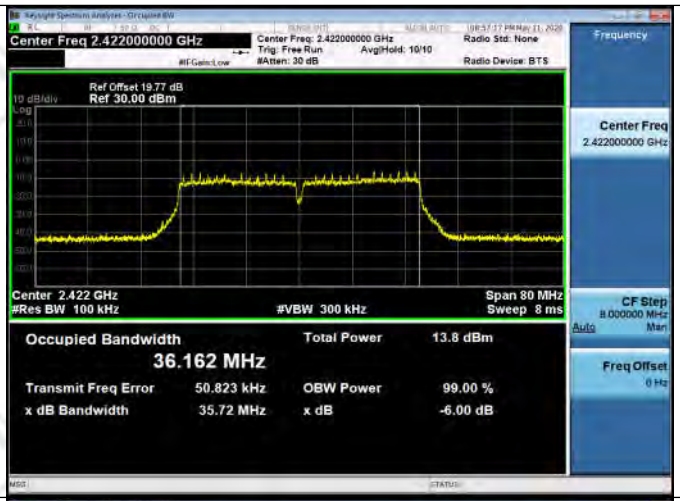	
11N40SISO/LCH_Ant2		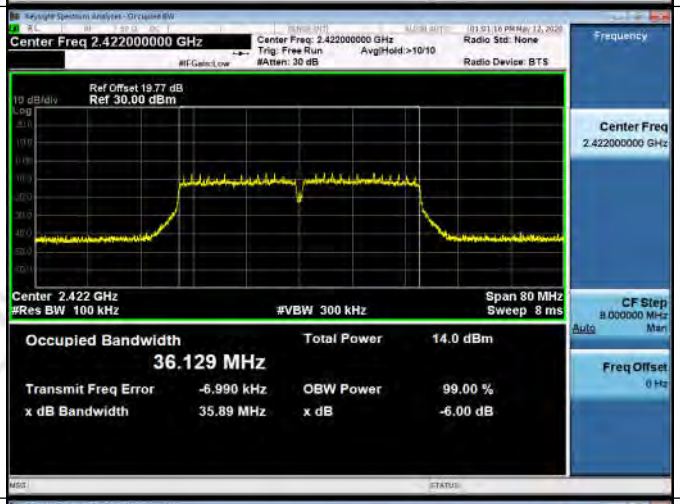	
11N40SISO/MCH_Ant1		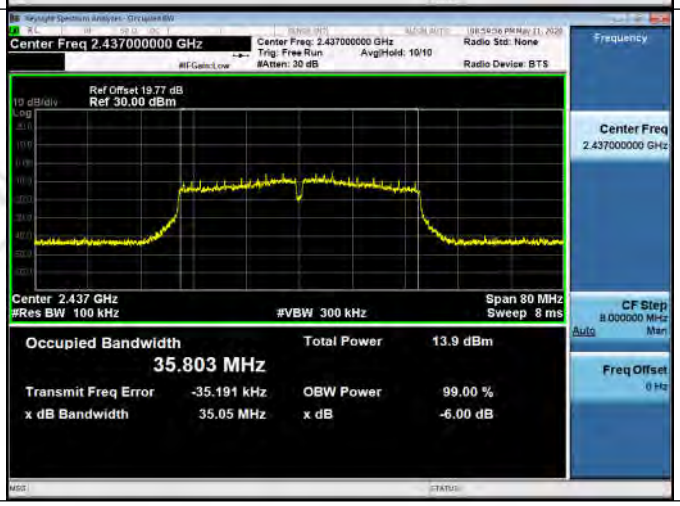	

11N40SISO/MCH_Ant2		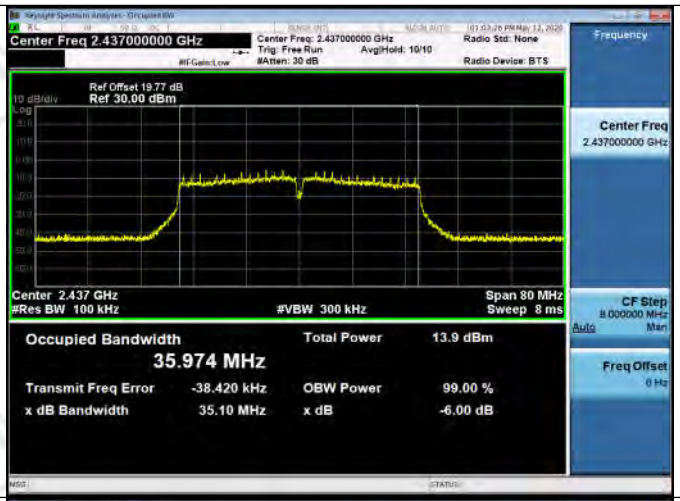	
11N40SISO/HCH_Ant1		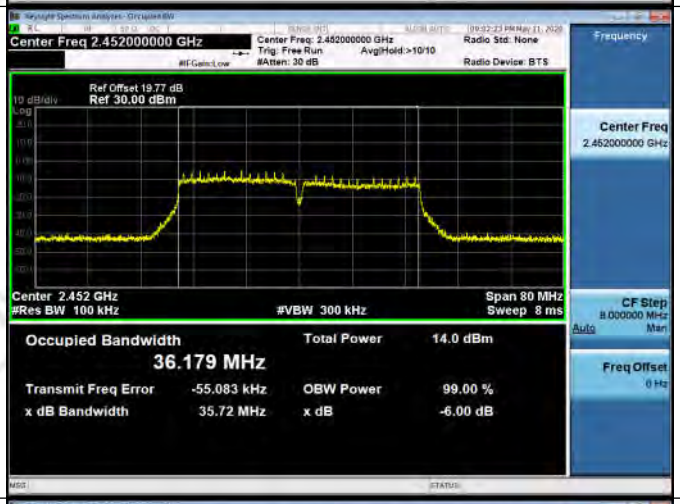	
11N40SISO/HCH_Ant2		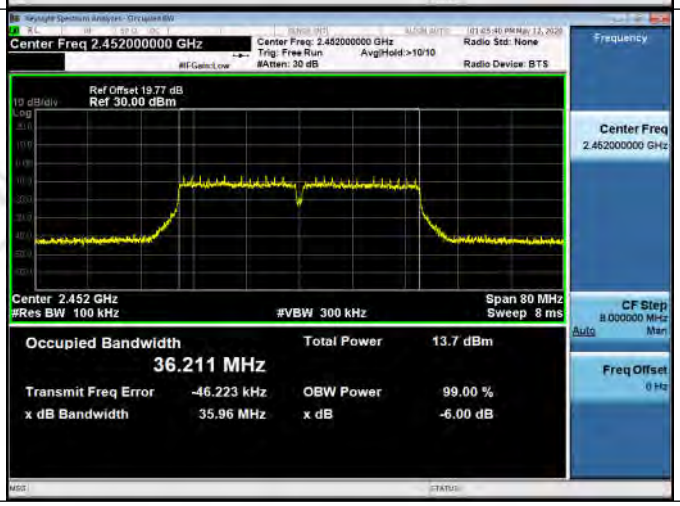	

99% OBW

Test Graph

Graphs			
11B/LCH_Ant1			
11B/LCH_Ant2		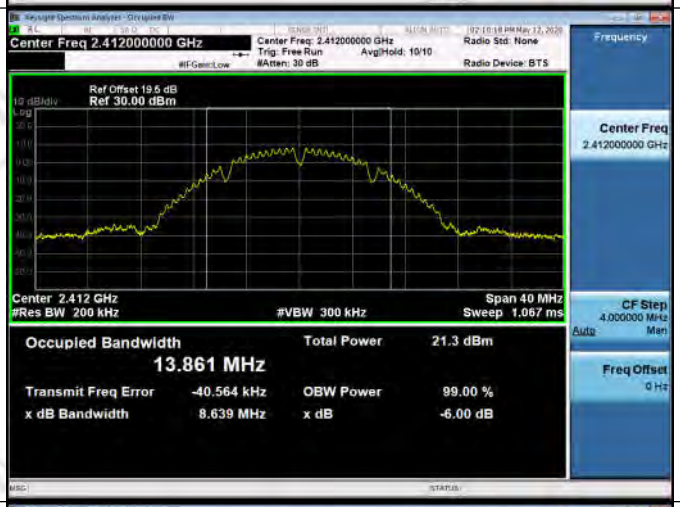	
11B/MCH_Ant1			

11B/MCH_Ant2			
11B/HCH_Ant1			
11B/HCH_Ant2			

11G/LCH_Ant1			
11G/LCH_Ant2			
11G/MCH_Ant1			

11G/MCH_Ant2			
11G/HCH_Ant1		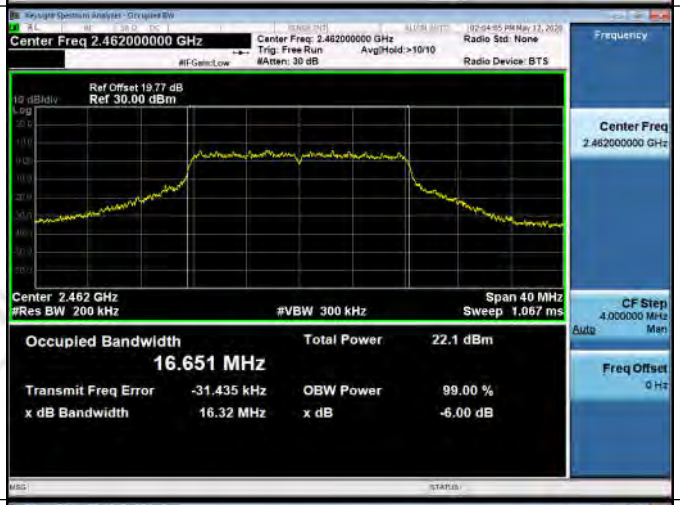	
11G/HCH_Ant2			

11N20SISO/LCH_Ant1			
11N20SISO/LCH_Ant2		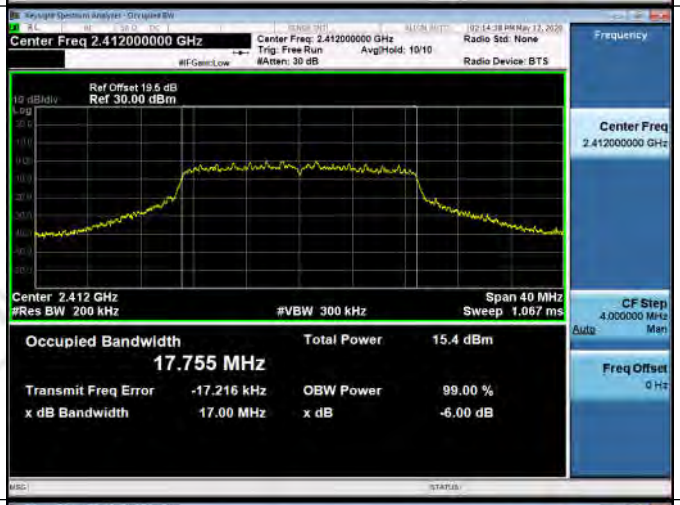	
11N20SISO/MCH_Ant1			

11N20SISO/MCH_Ant2		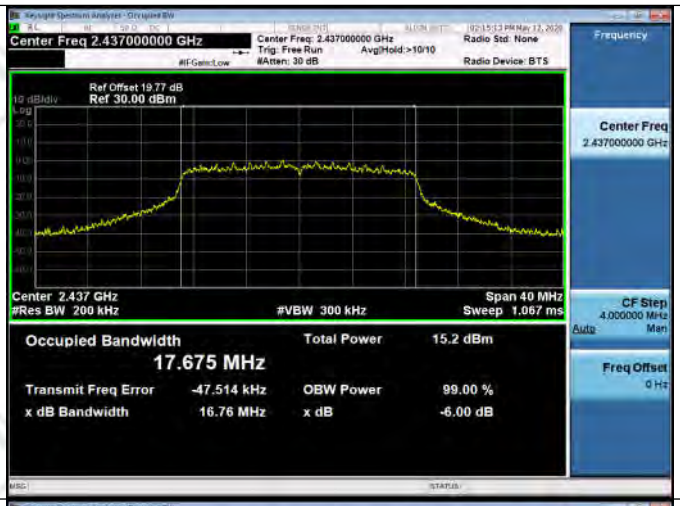	
11N20SISO/HCH_Ant1		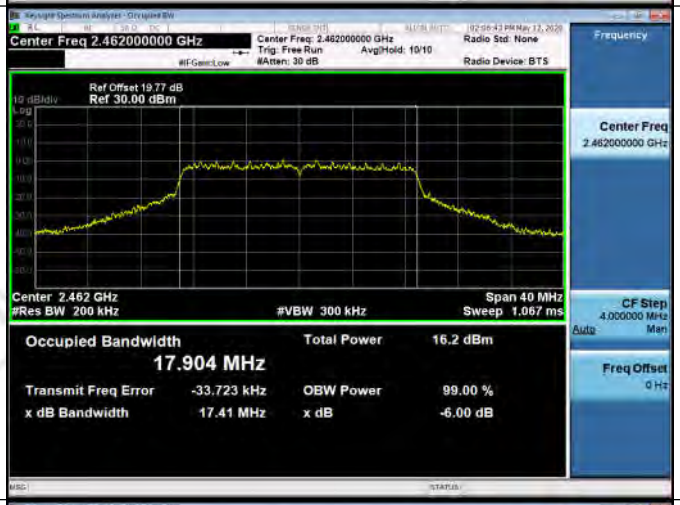	
11N20SISO/HCH_Ant2		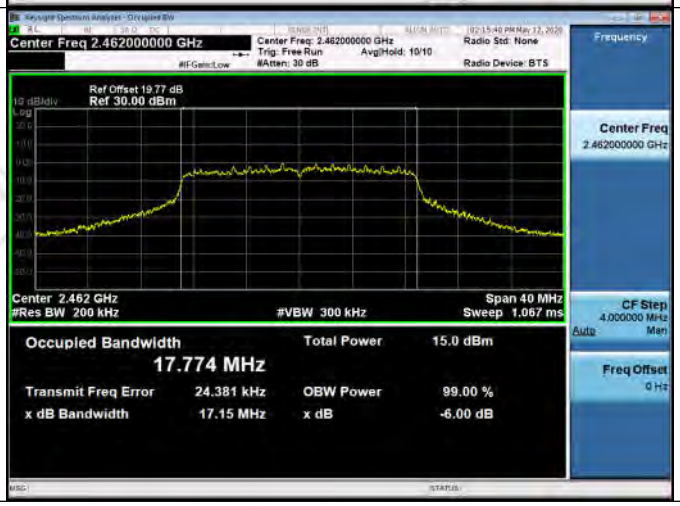	

11N40SISO/LCH_Ant1		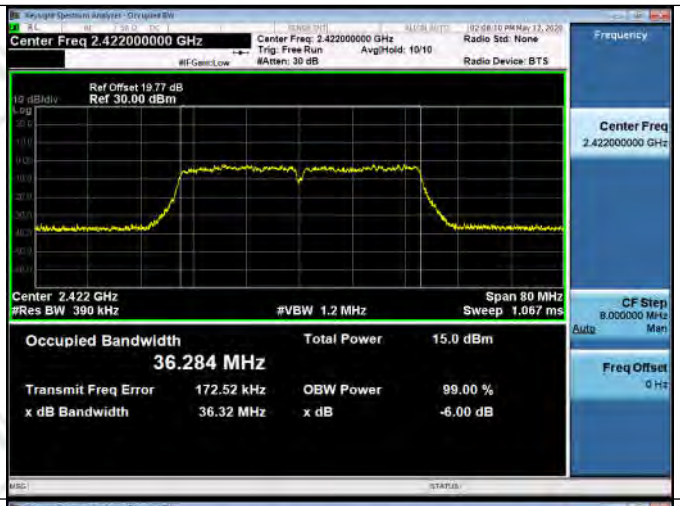	
11N40SISO/LCH_Ant2		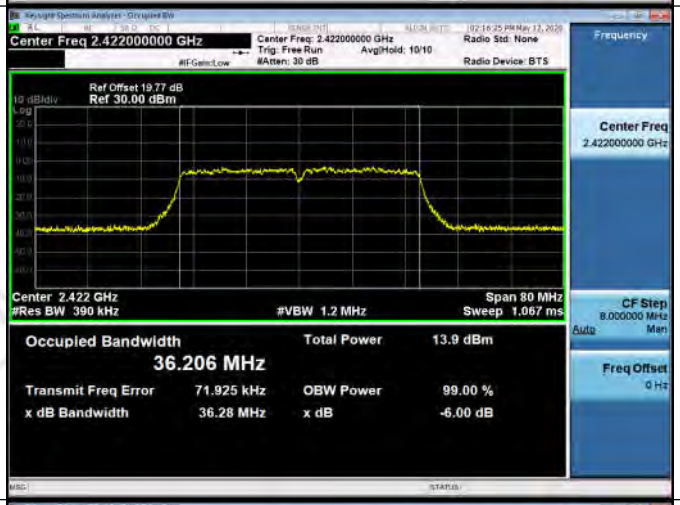	
11N40SISO/MCH_Ant1			

11N40SISO/MCH_Ant2			
11N40SISO/HCH_Ant1			
11N40SISO/HCH_Ant2			

Appendix C): Band-edge for RF Conducted Emissions

Result Table

Mode	Antenna	Channel	Carrier Power[dBm]	Max.Spurious Level [dBm]	Limit [dBm]	Verdict
11B	Ant1	LCH	7.095	-50.549	-22.91	PASS
11B	Ant2	LCH	7.396	-50.204	-22.6	PASS
11B	Ant1	HCH	7.064	-49.539	-22.94	PASS
11B	Ant2	HCH	7.656	-49.654	-22.34	PASS
11G	Ant1	LCH	0.524	-50.356	-29.48	PASS
11G	Ant2	LCH	0.210	-50.676	-29.79	PASS
11G	Ant1	HCH	-0.295	-48.615	-30.3	PASS
11G	Ant2	HCH	-0.043	-48.124	-30.04	PASS
11N20SISO	Ant1	LCH	-1.696	-50.712	-31.7	PASS
11N20SISO	Ant2	LCH	-0.751	-49.945	-30.75	PASS
11N20SISO	Ant1	HCH	-0.774	-48.632	-30.77	PASS
11N20SISO	Ant2	HCH	-0.107	-47.656	-30.11	PASS
11N40SISO	Ant1	LCH	-7.176	-49.983	-37.18	PASS
11N40SISO	Ant2	LCH	-6.739	-49.966	-36.74	PASS
11N40SISO	Ant1	HCH	-7.986	-47.177	-37.99	PASS
11N40SISO	Ant2	HCH	-6.960	-45.057	-36.96	PASS

Test Graph

Graphs_Ant1			
11B/LCH			
11B/HCH			
11G/LCH			

11G/HCH			
11N20SISO/LCH			
11N20SISO/HCH			

11N40SISO/LCH		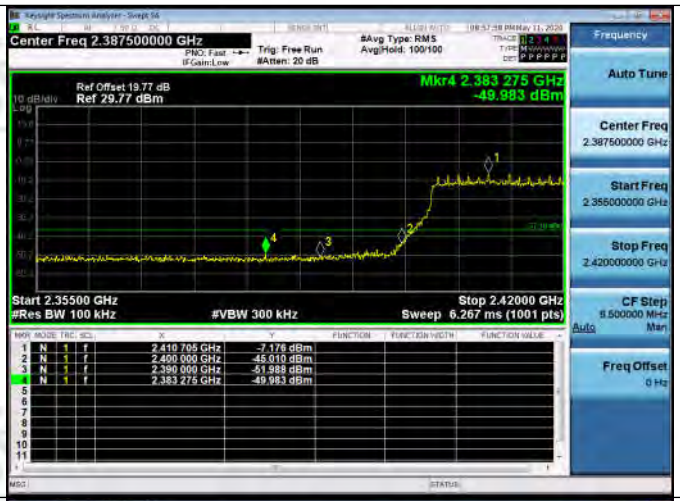	
11N40SISO/HCH			

Graphs_Ant2			
11B/LCH		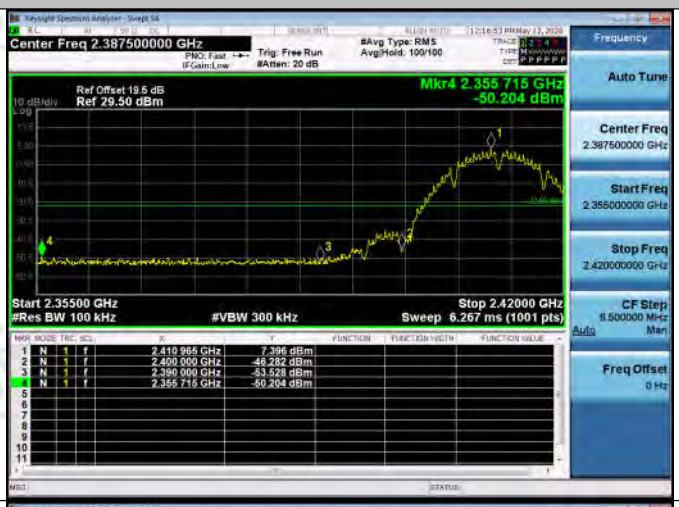	
11B/HCH			
11G/LCH			

11G/HCH			
11N20SISO/LCH			
11N20SISO/HCH			

11N40SISO/LCH		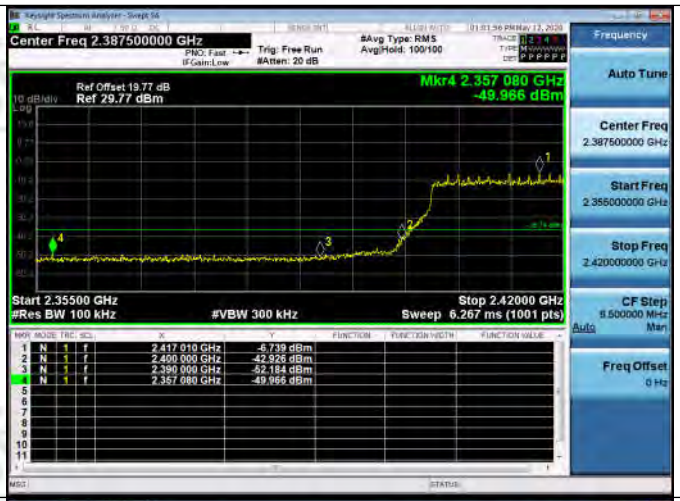	
11N40SISO/HCH			

Appendix D): RF Conducted Spurious Emissions

Result Table

Mode	Antenna	Channel	Pref [dBm]	Puw[dBm]	Verdict
11B	Ant1	LCH	7.14	<Limit	PASS
11B	Ant2	LCH	7.405	<Limit	PASS
11B	Ant1	MCH	7.578	<Limit	PASS
11B	Ant2	MCH	7.216	<Limit	PASS
11B	Ant1	HCH	7.144	<Limit	PASS
11B	Ant2	HCH	7.727	<Limit	PASS
11G	Ant1	LCH	0.608	<Limit	PASS
11G	Ant2	LCH	0.653	<Limit	PASS
11G	Ant1	MCH	0.854	<Limit	PASS
11G	Ant2	MCH	0.178	<Limit	PASS
11G	Ant1	HCH	-0.373	<Limit	PASS
11G	Ant2	HCH	0.142	<Limit	PASS
11N20SISO	Ant1	LCH	-1.457	<Limit	PASS
11N20SISO	Ant2	LCH	-0.503	<Limit	PASS
11N20SISO	Ant1	MCH	-0.08	<Limit	PASS
11N20SISO	Ant2	MCH	-0.981	<Limit	PASS
11N20SISO	Ant1	HCH	-1.242	<Limit	PASS
11N20SISO	Ant2	HCH	-0.503	<Limit	PASS
11N40SISO	Ant1	LCH	-5.574	<Limit	PASS
11N40SISO	Ant2	LCH	-6.177	<Limit	PASS
11N40SISO	Ant1	MCH	-5.015	<Limit	PASS
11N40SISO	Ant2	MCH	-5.08	<Limit	PASS
11N40SISO	Ant1	HCH	-5.486	<Limit	PASS
11N40SISO	Ant2	HCH	-6.777	<Limit	PASS

Test Graph

11B_Ant1_LCH_Graphs	
Pref/11B/LCH	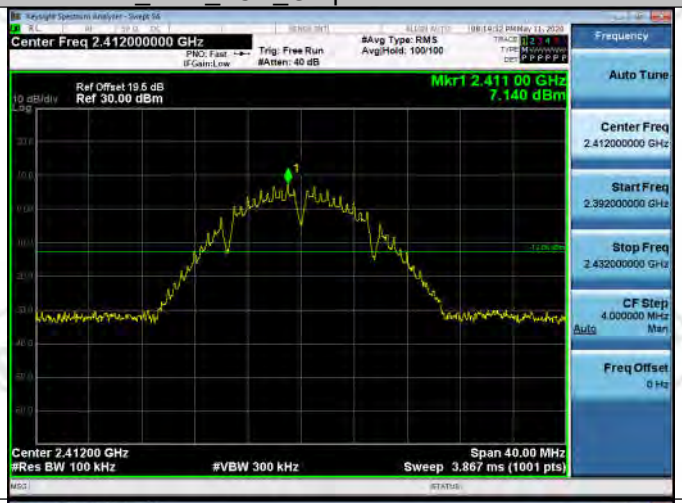
Puw/11B/LCH	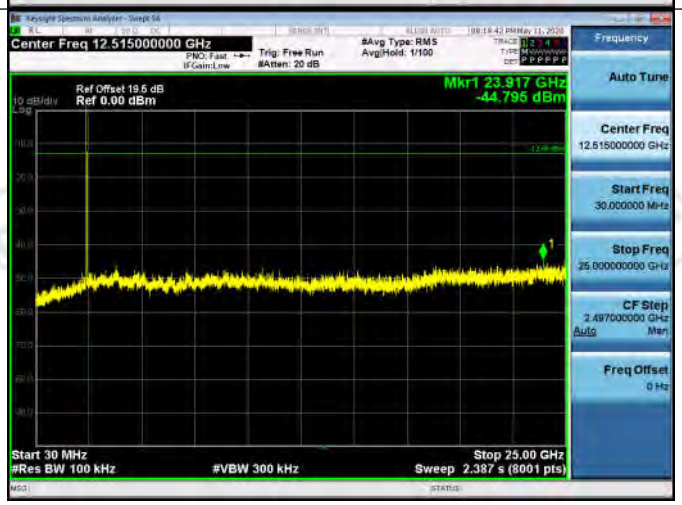

11B_Ant2_LCH_Graphs		
Pref/11B/LCH		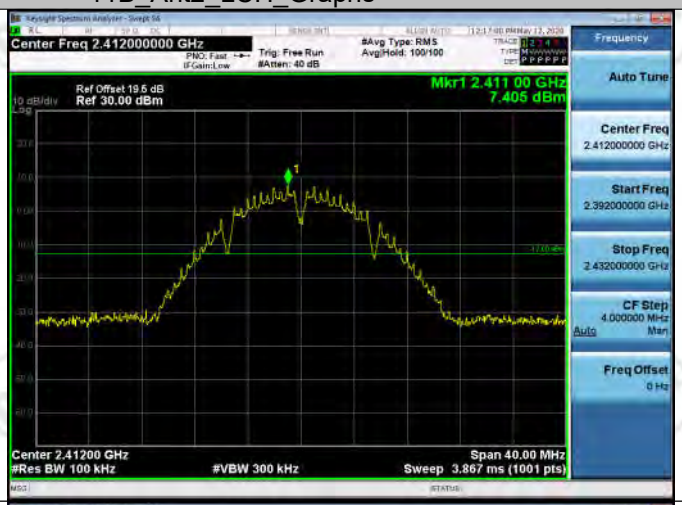
Puw/11B/LCH		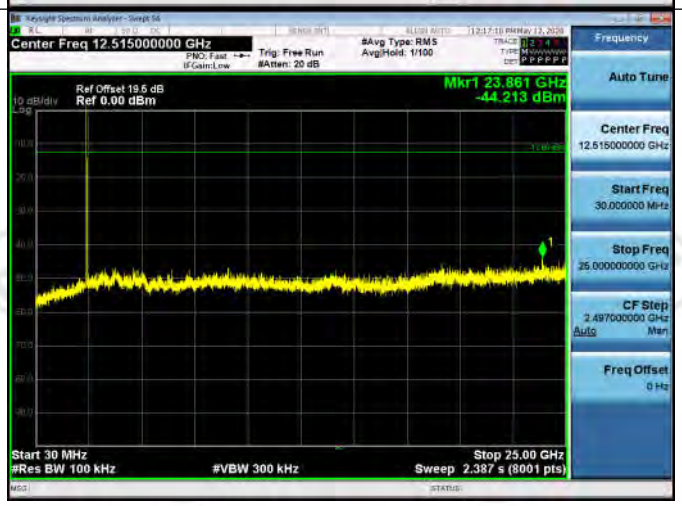

11B_Ant1_MCH_Graphs		
Pref/11B/MCH		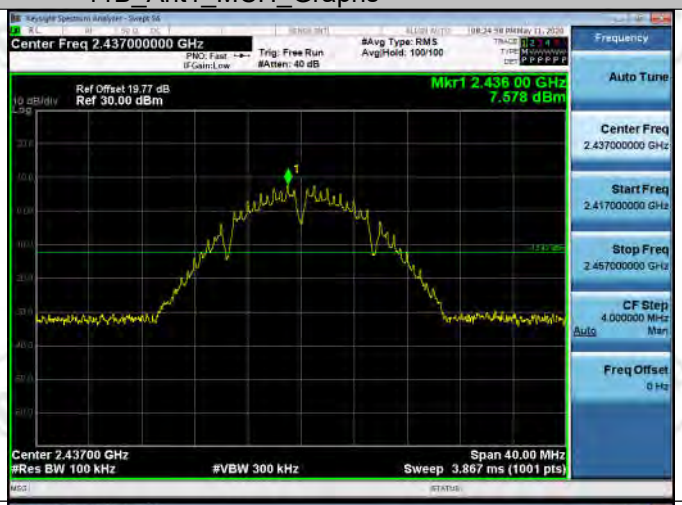
Puw/11B/MCH		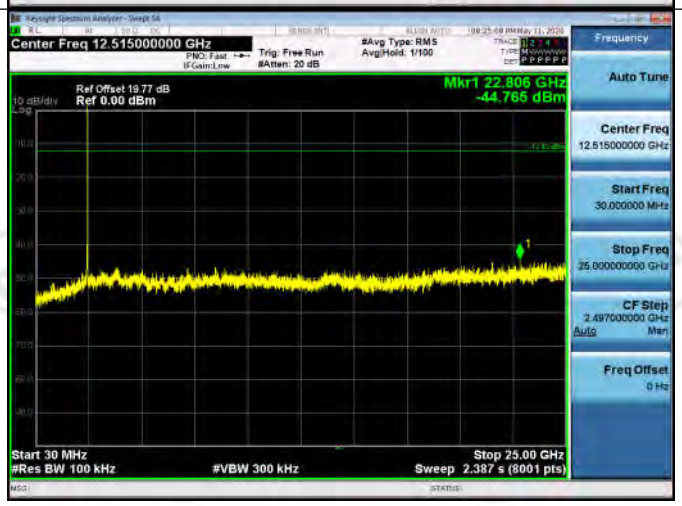

11B_Ant2_MCH_Graphs		
Pref/11B/MCH		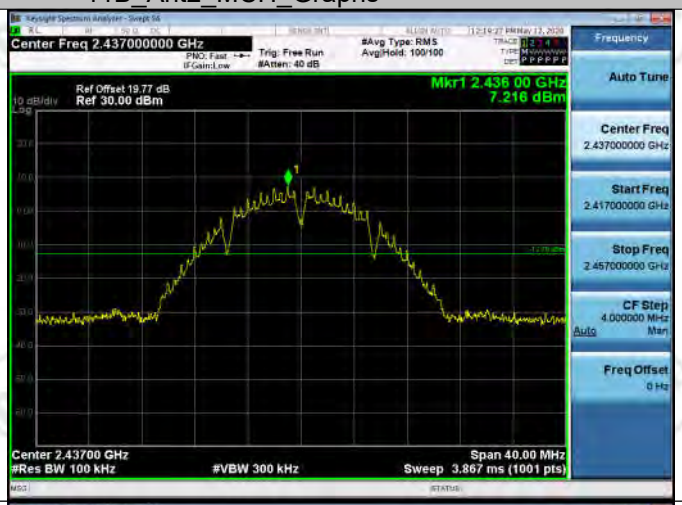
Puw/11B/MCH		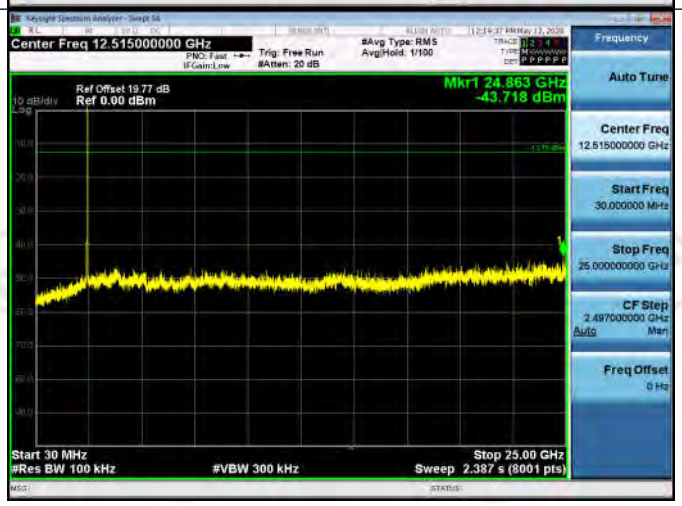

11B_Ant1_HCH_Graphs		
Pref/11B/HCH		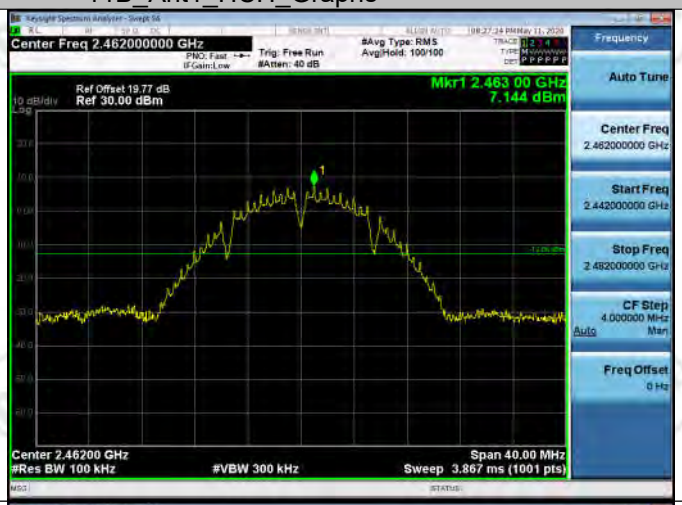
Puw/11B/HCH		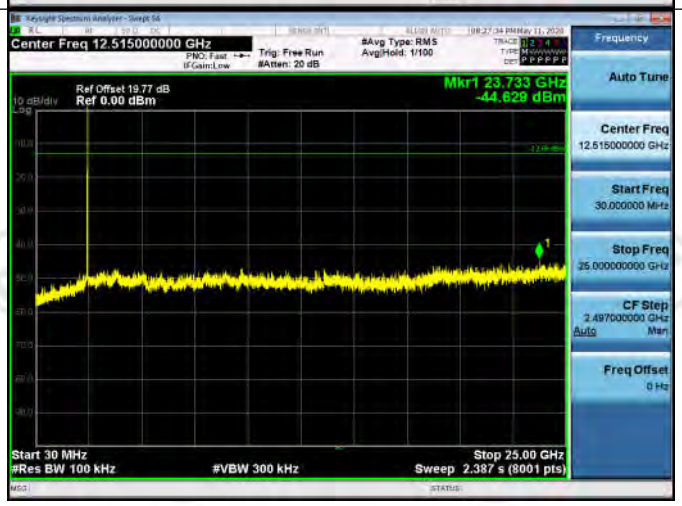

11B_Ant2_HCH_Graphs		
Pref/11B/HCH		
Puw/11B/HCH		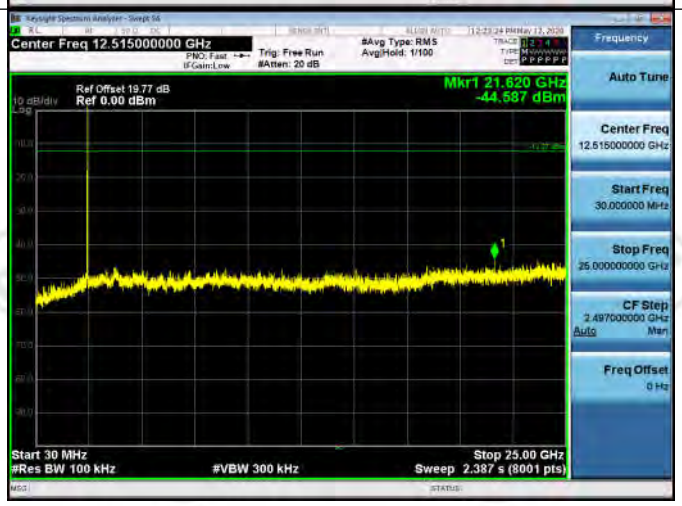

11G_Ant1_LCH_Graphs		
Pref/11G/LCH		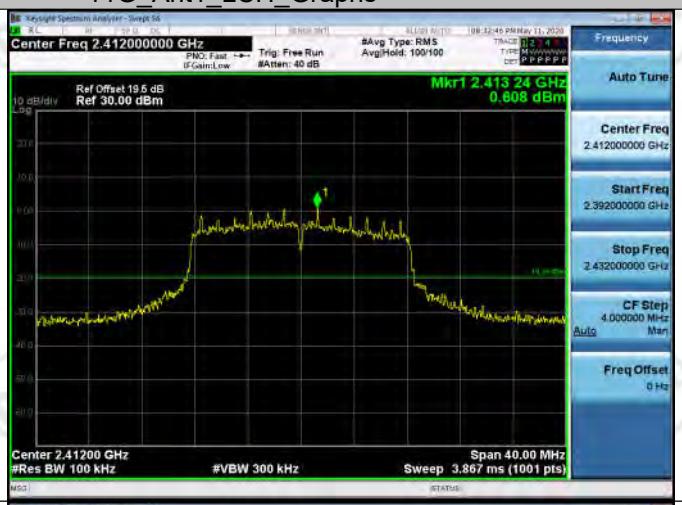
Puw/11G/LCH		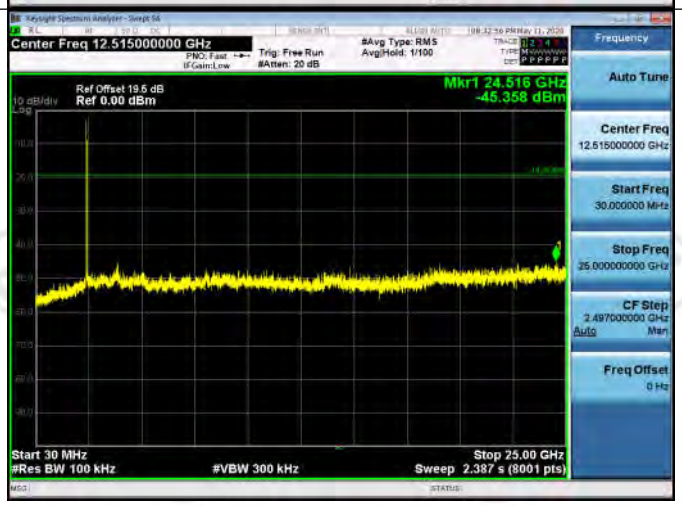

11G_Ant2_LCH_Graphs		
Pref/11G/LCH		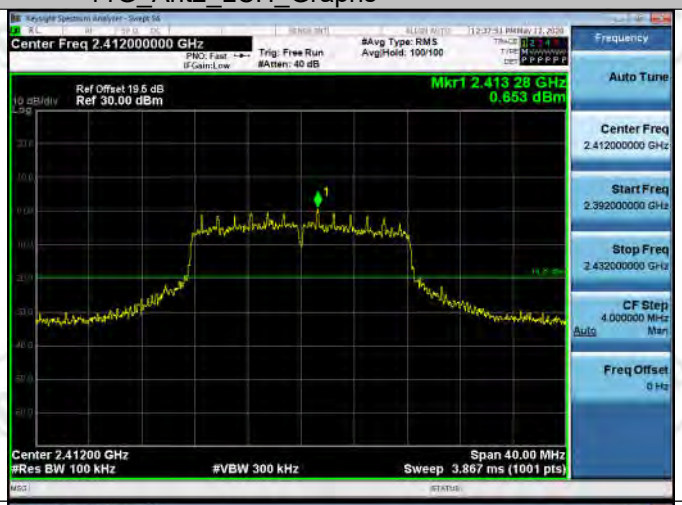
Puw/11G/LCH		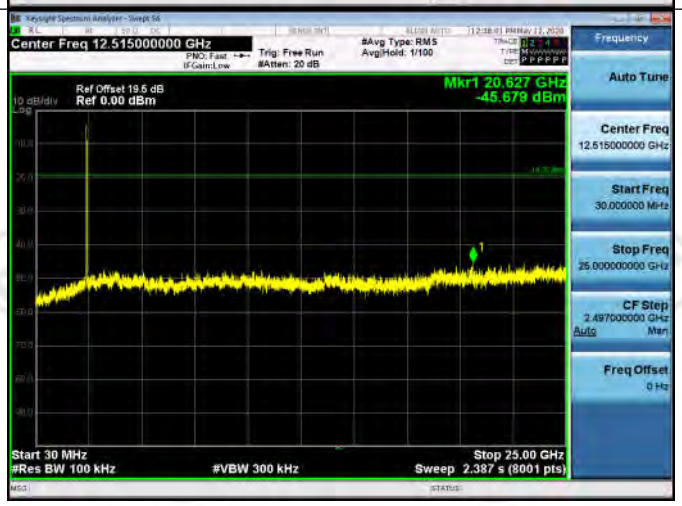

11G_Ant1_MCH_Graphs	
Pref/11G/MCH	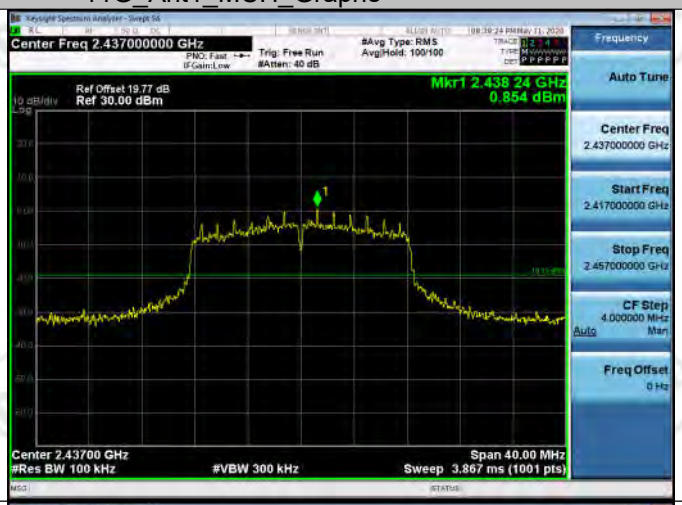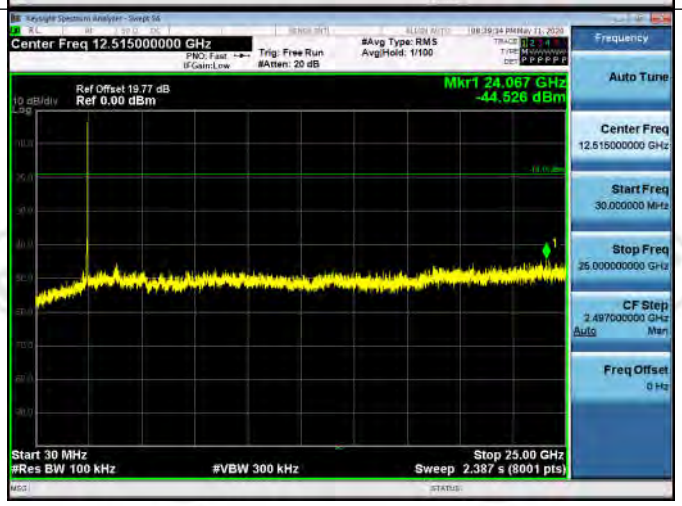
Puw/11G/MCH