11G_Ant2_MCH_Graphs		
Pref/11G/MCH		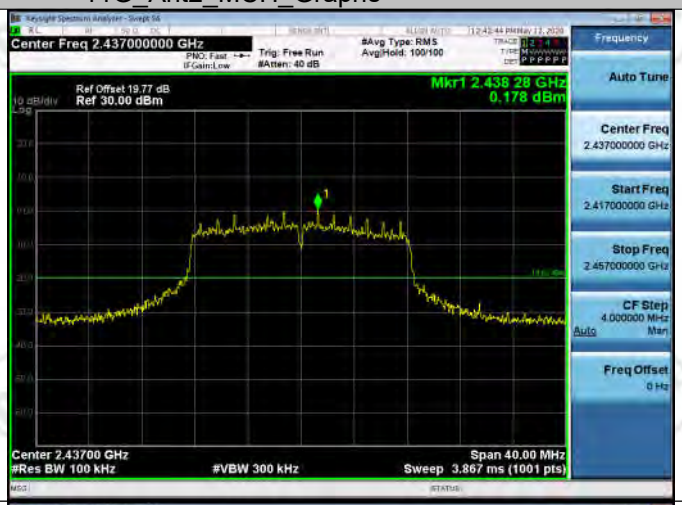
Puw/11G/MCH		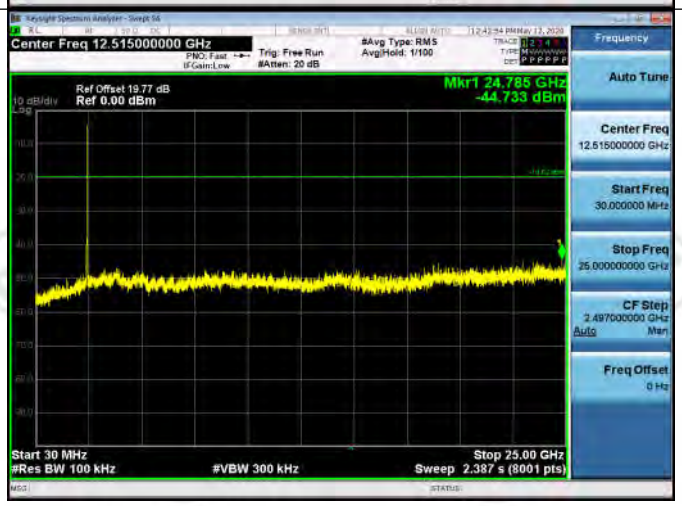

11G_Ant1_HCH_Graphs		
Pref/11G/HCH		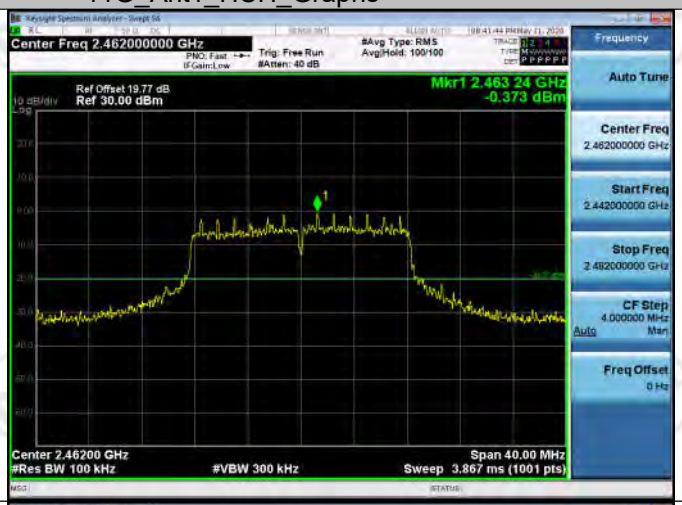
Puw/11G/HCH		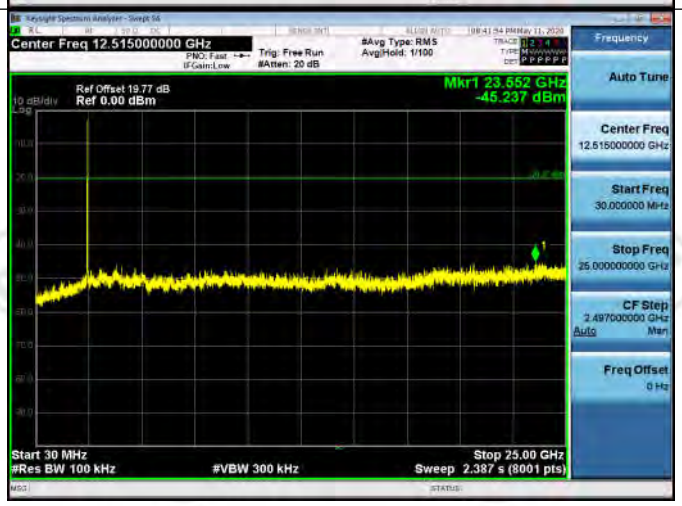

11G_Ant2_HCH_Graphs		
Pref/11G/HCH		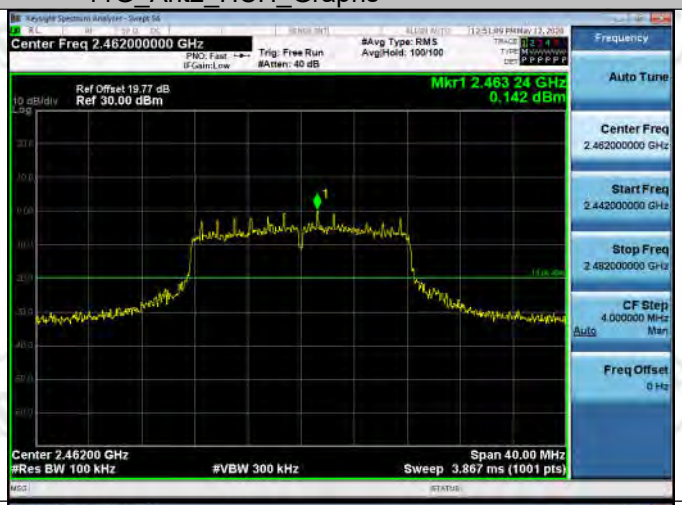
Puw/11G/HCH		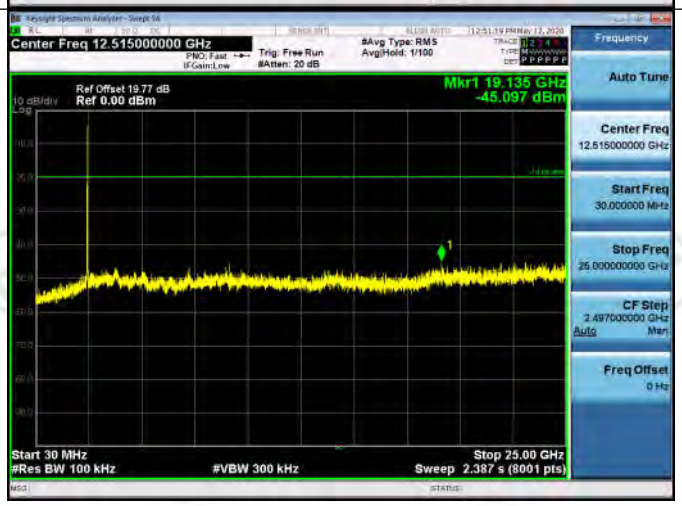

11N20SISO_Ant1_LCH_Graphs			
Pref/11N20SISO/LCH		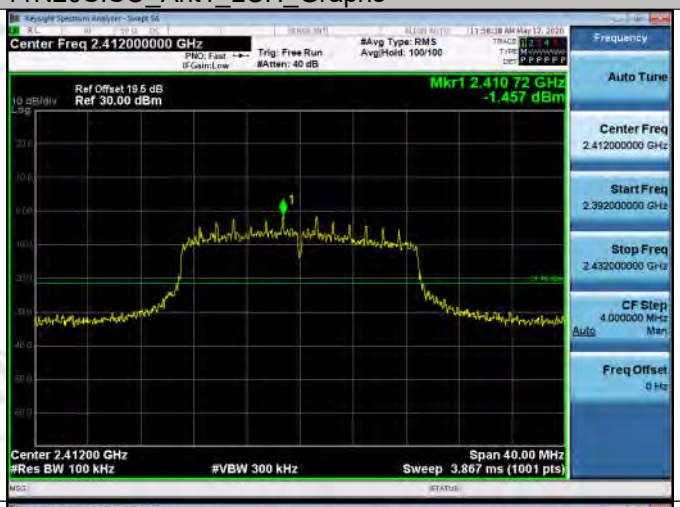	
Puw/11N20SISO/LCH		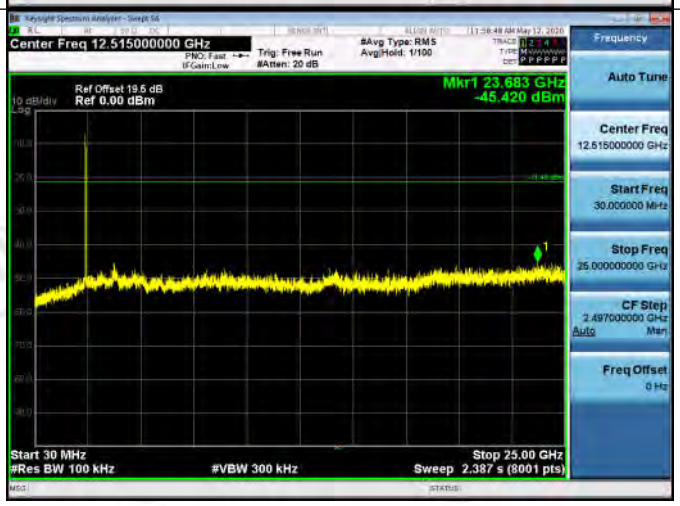	

11N20SISO_Ant2_LCH_Graphs		
Pref/11N20SISO/LCH	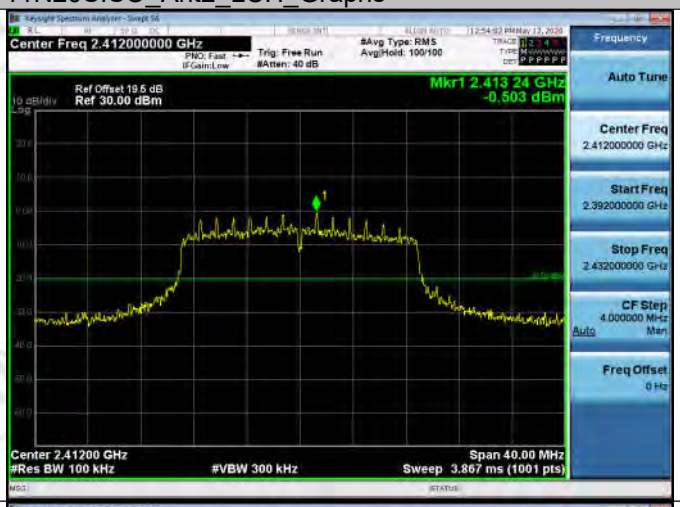	
Puw/11N20SISO/LCH	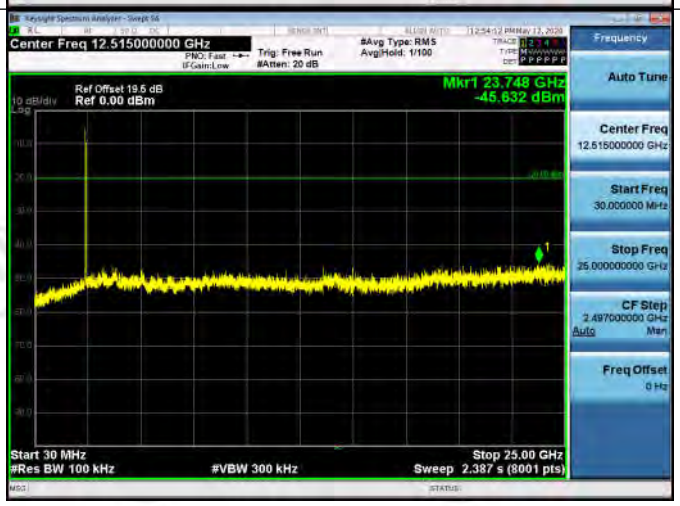	

11N20SISO_Ant1_MCH_Graphs		
Pref/11N20SISO/MCH		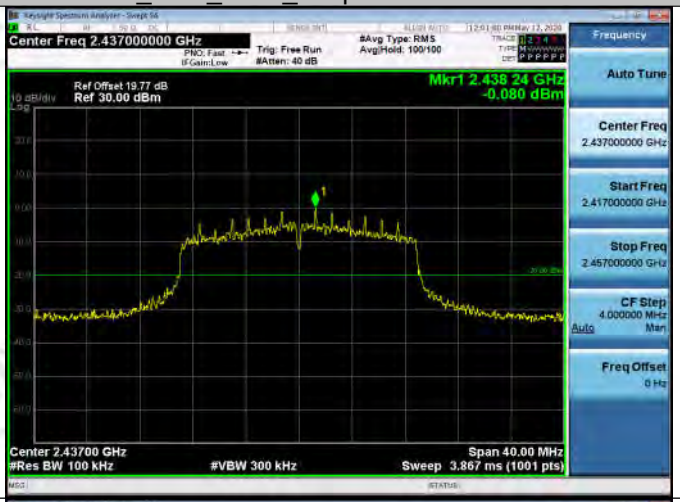
Puw/11N20SISO/MCH		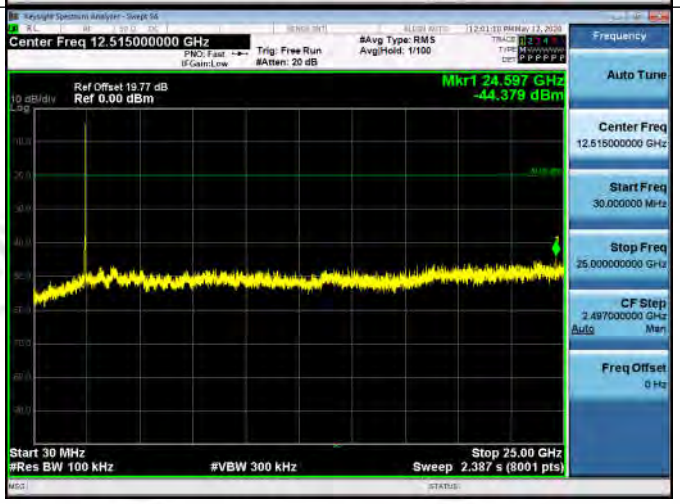

11N20SISO_Ant2_MCH_Graphs		
Pref/11N20SISO/MCH		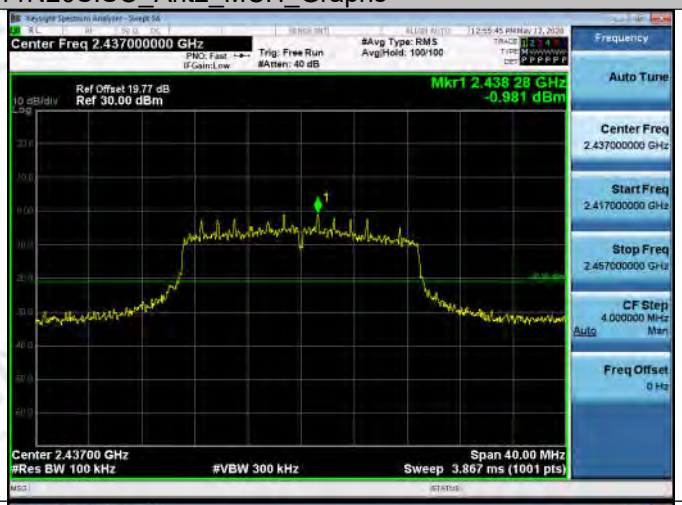
Puw/11N20SISO/MCH		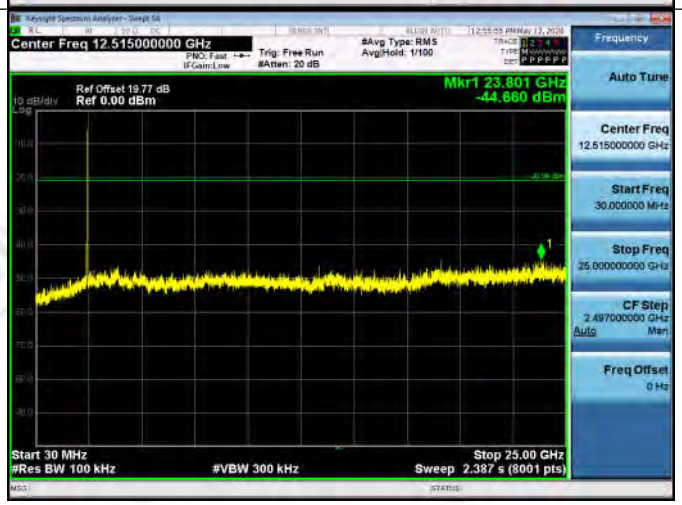

11N20SISO_Ant1_HCH_Graphs		
Pref/11N20SISO/HCH		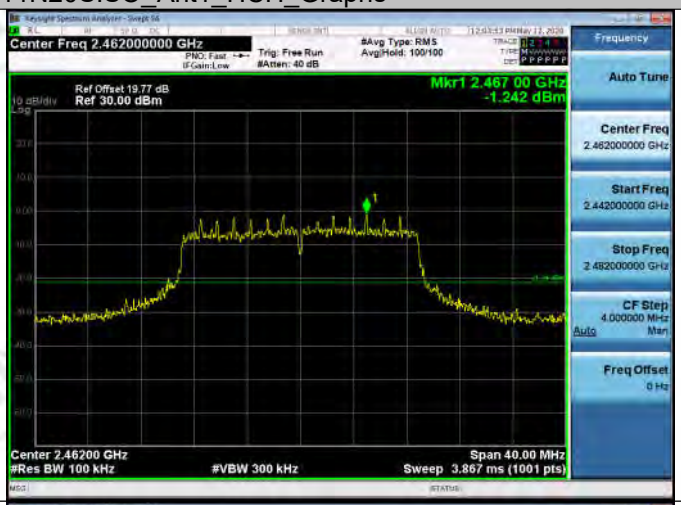
Puw/11N20SISO/HCH		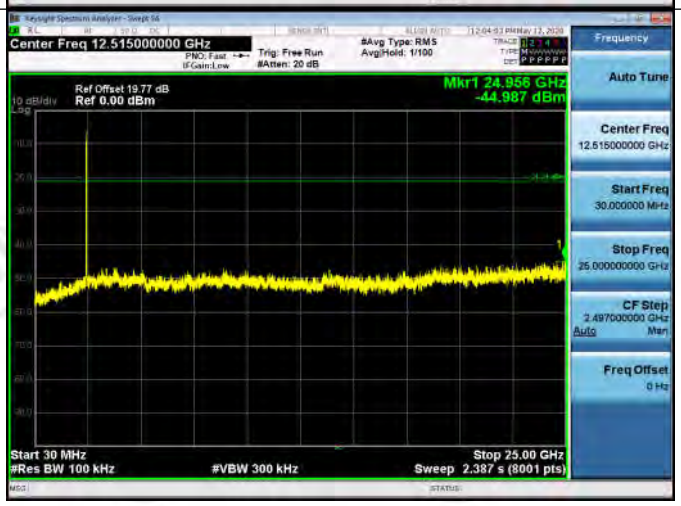

11N20SISO_Ant2_HCH_Graphs		
Pref/11N20SISO/HCH		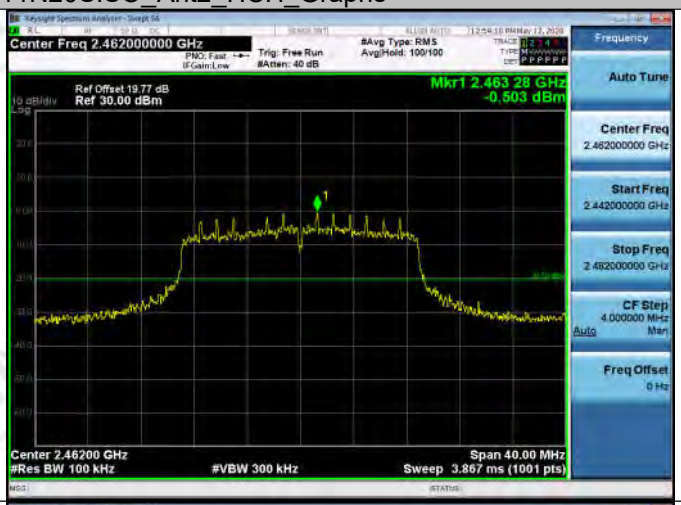
Puw/11N20SISO/HCH		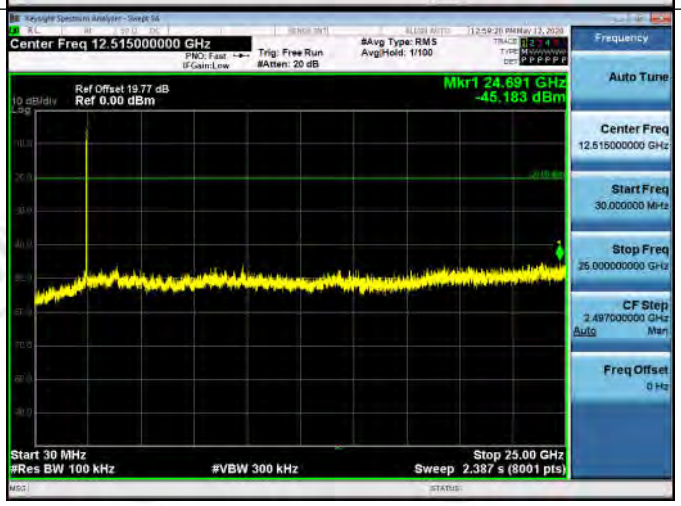

11N40SISO_Ant1_LCH_Graphs		
Pref/11N40SISO/LCH		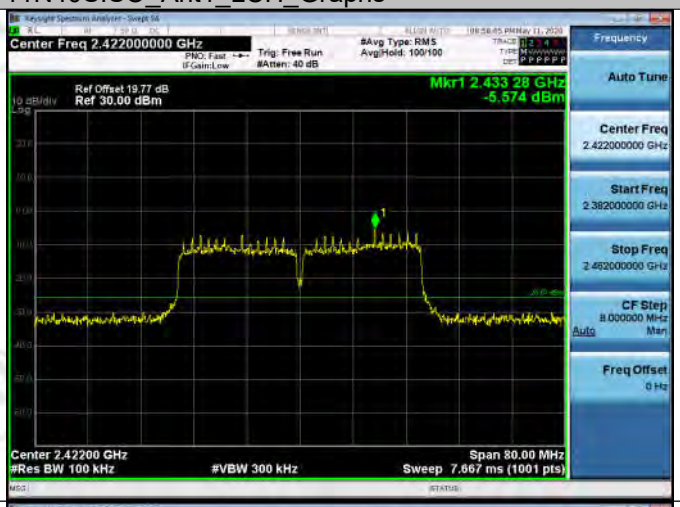
Puw/11N40SISO/LCH		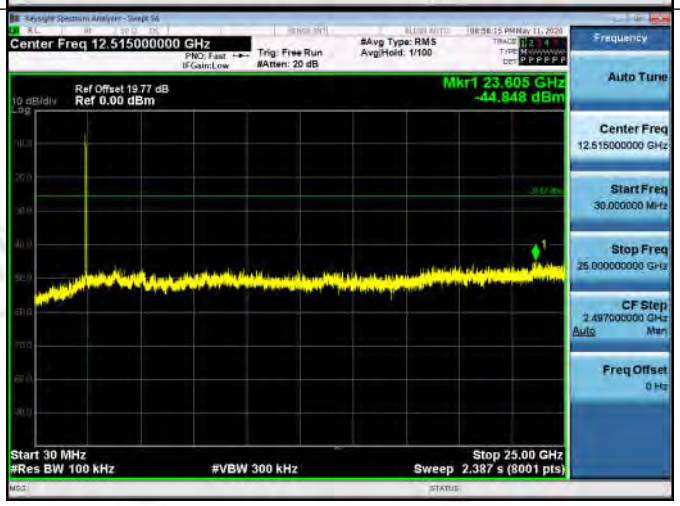

11N40SISO_Ant2_LCH_Graphs			
Pref/11N40SISO/LCH		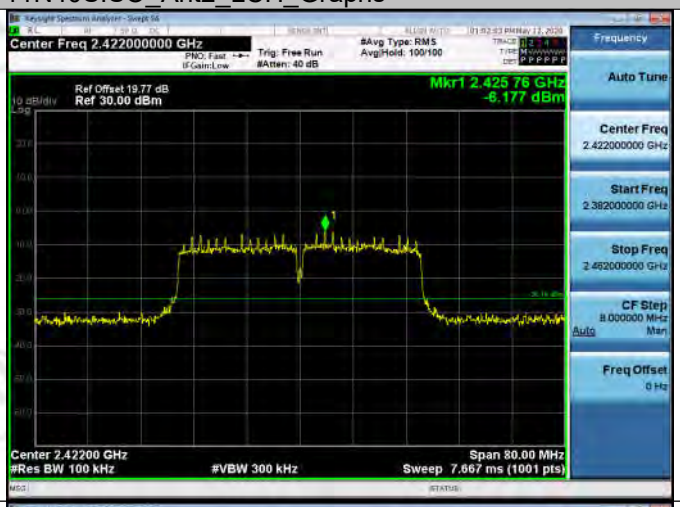	
Puw/11N40SISO/LCH		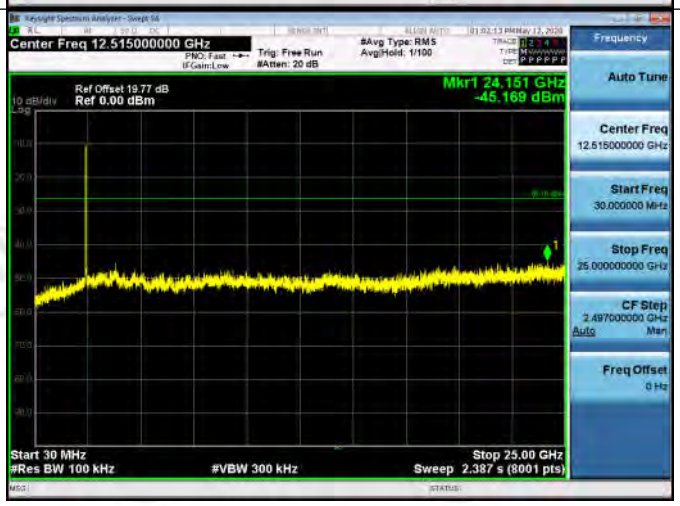	

11N40SISO_Ant1_MCH_Graphs		
Pref/11N40SISO/MCH		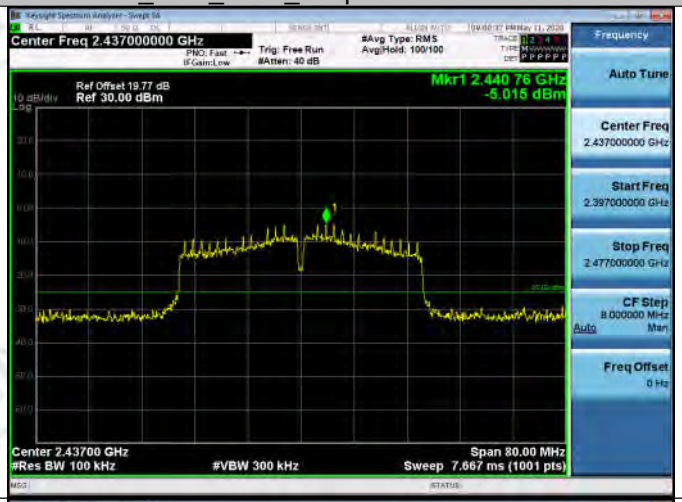
Puw/11N40SISO/MCH		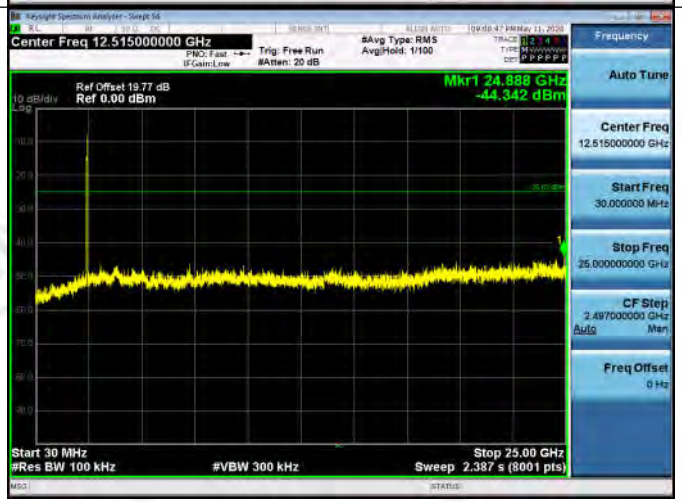

11N40SISO_Ant2_MCH_Graphs		
Pref/11N40SISO/MCH		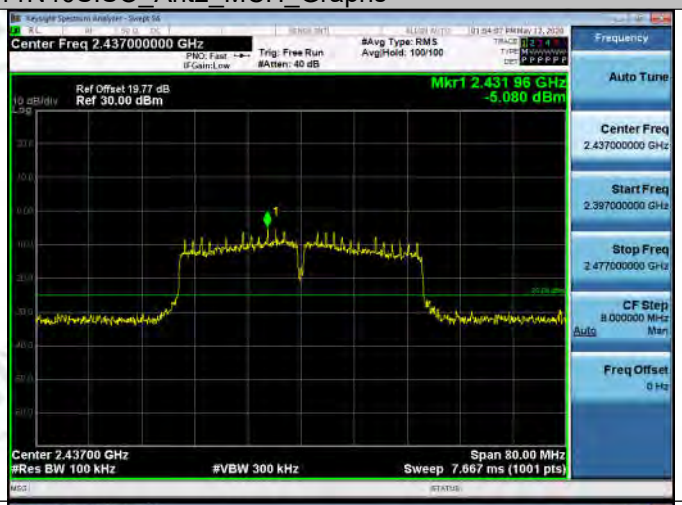
Puw/11N40SISO/MCH		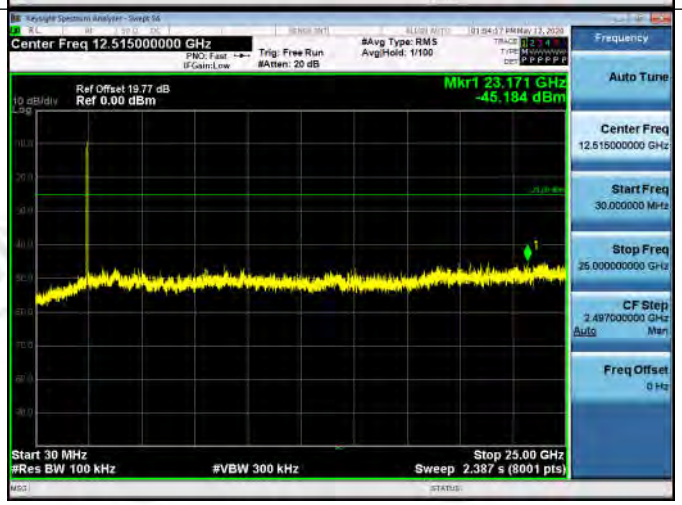

11N40SISO_Ant1_HCH_Graphs		
Pref/11N40SISO/HCH		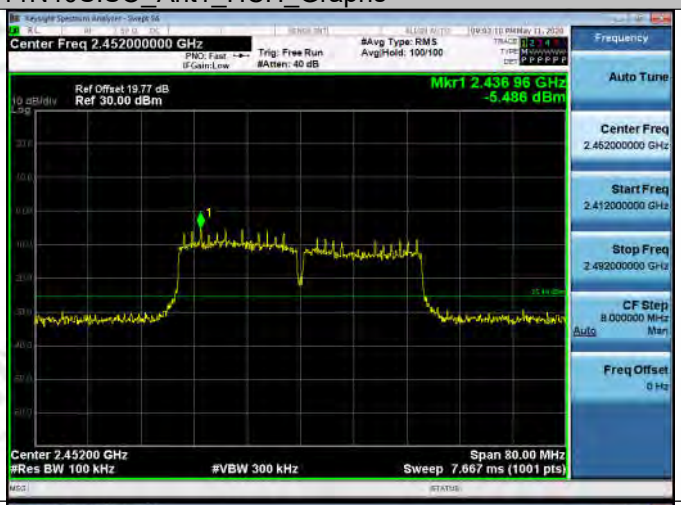
Puw/11N40SISO/HCH		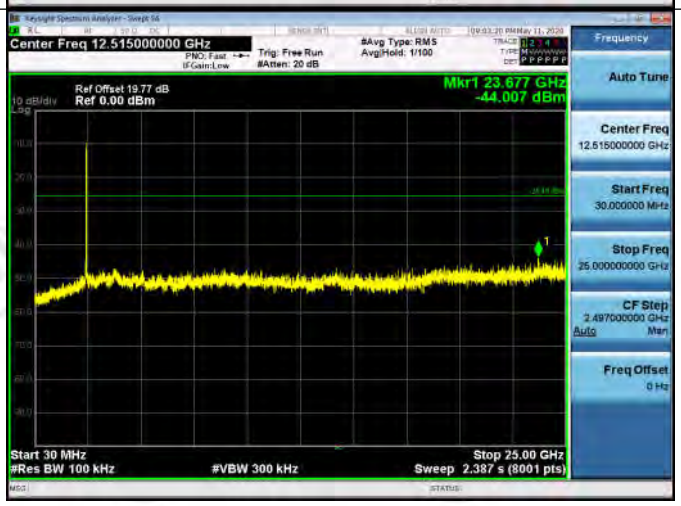

11N40SISO_Ant2_HCH_Graphs		
Pref/11N40SISO/HCH		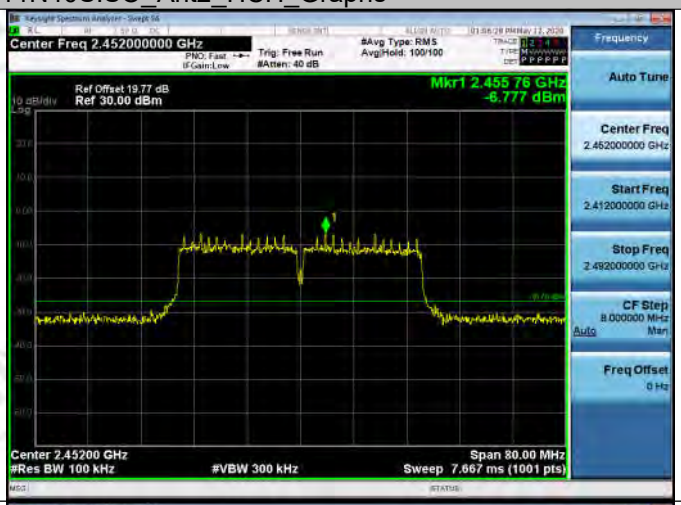
Puw/11N40SISO/HCH		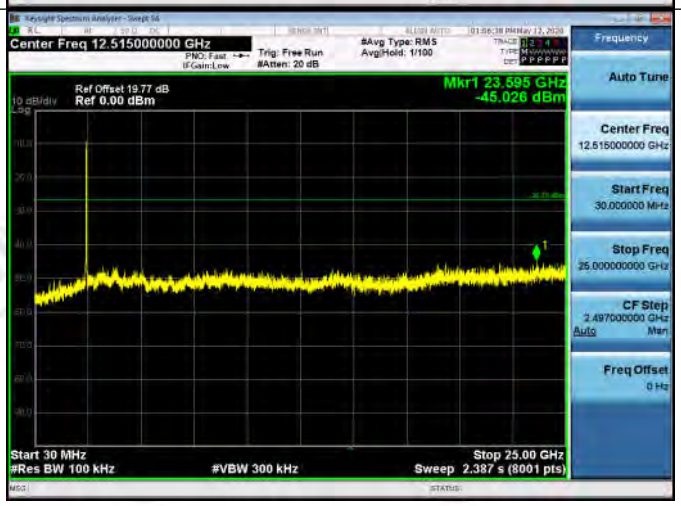

Appendix E): Power Spectral Density

Result Table

Mode	Antenna	Channel	Power Spectral Density [dBm]	Verdict
11B	Ant1	LCH	-9.731	PASS
11B	Ant2	LCH	-8.699	PASS
11B	Ant1	MCH	-8.911	PASS
11B	Ant2	MCH	-9.595	PASS
11B	Ant1	HCH	-10.509	PASS
11B	Ant2	HCH	-10.283	PASS
11G	Ant1	LCH	-14.391	PASS
11G	Ant2	LCH	-15.886	PASS
11G	Ant1	MCH	-16.777	PASS
11G	Ant2	MCH	-16.872	PASS
11G	Ant1	HCH	-17.524	PASS
11G	Ant2	HCH	-16.096	PASS
11N20SISO	Ant1	LCH	-17.030	PASS
11N20SISO	Ant2	LCH	-17.107	PASS
11N20SISO	Ant1	MCH	-16.316	PASS
11N20SISO	Ant2	MCH	-16.492	PASS
11N20SISO	Ant1	HCH	-17.302	PASS
11N20SISO	Ant2	HCH	-16.921	PASS
11N20MIMO	Ant1	LCH	-18.952	PASS
11N20MIMO	Ant2	LCH	-18.686	PASS
11N20MIMO	Ant1+2	LCH	-15.81	PASS
11N20MIMO	Ant1	MCH	-19.347	PASS
11N20MIMO	Ant2	MCH	-18.998	PASS
11N20MIMO	Ant1+2	MCH	-16.16	PASS
11N20MIMO	Ant1	HCH	-21.667	PASS
11N20MIMO	Ant2	HCH	-19.504	PASS
11N20MIMO	Ant1+2	HCH	-17.44	PASS
11N40SISO	Ant1	LCH	-22.027	PASS
11N40SISO	Ant2	LCH	-21.806	PASS
11N40SISO	Ant1	MCH	-20.836	PASS
11N40SISO	Ant2	MCH	-20.642	PASS
11N40SISO	Ant1	HCH	-20.839	PASS
11N40SISO	Ant2	HCH	-22.339	PASS
11N40MIMO	Ant1	LCH	-24.035	PASS
11N40MIMO	Ant2	LCH	-23.216	PASS
11N40MIMO	Ant1+2	LCH	-20.60	PASS
11N40MIMO	Ant1	MCH	-23.510	PASS
11N40MIMO	Ant2	MCH	-21.119	PASS
11N40MIMO	Ant1+2	MCH	-19.14	PASS
11N40MIMO	Ant1	HCH	-23.933	PASS
11N40MIMO	Ant2	HCH	-24.652	PASS
11N40MIMO	Ant1+2	HCH	-21.27	PASS

Test Graph

Graphs_Ant1			
11B/LCH			
11B/MCH			
11B/HCH			

11G/LCH		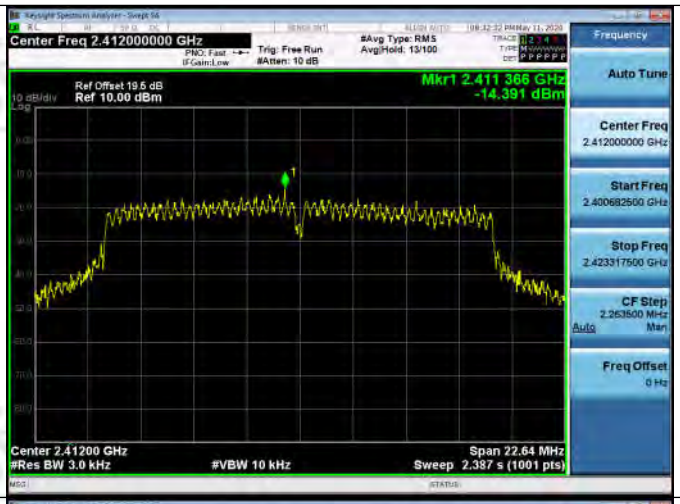	
11G/MCH		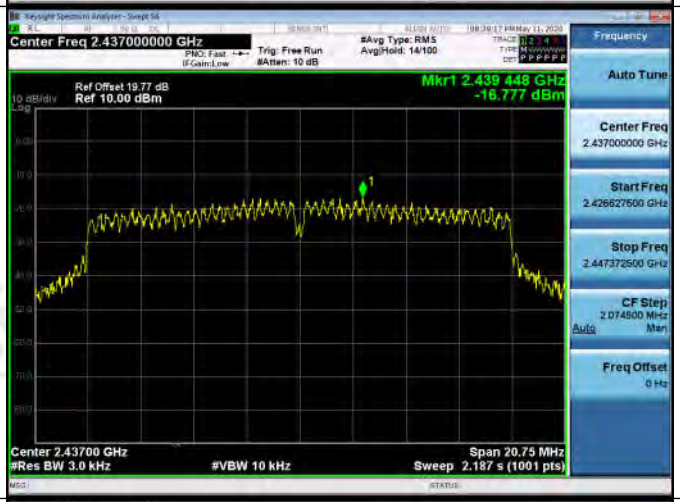	
11G/HCH		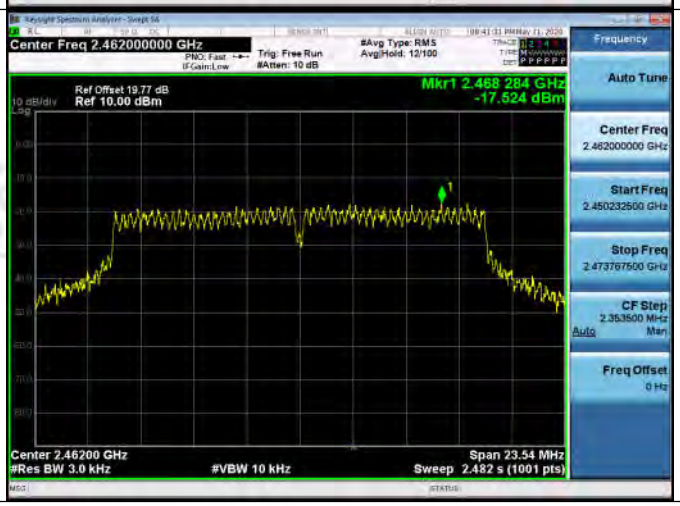	

11N20SISO/LCH		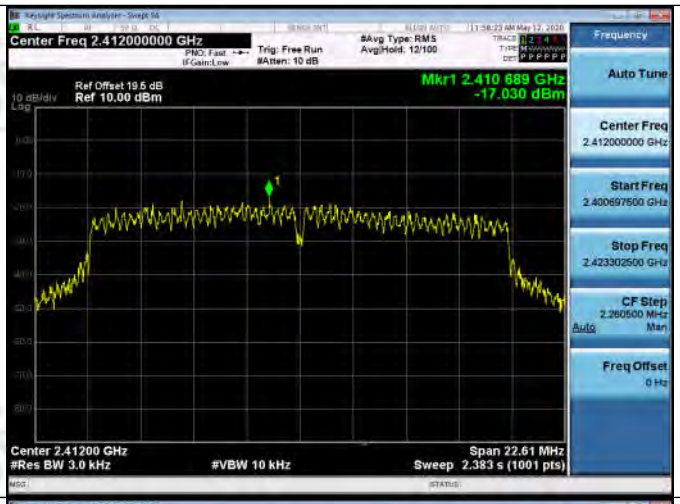	
11N20SISO/MCH		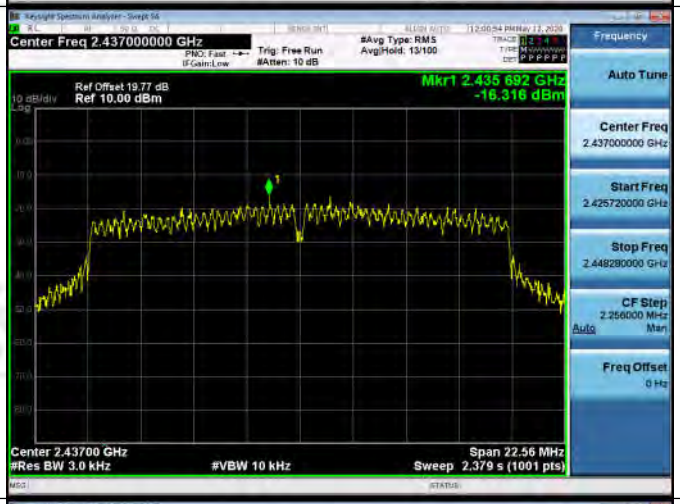	
11N20SISO/HCH		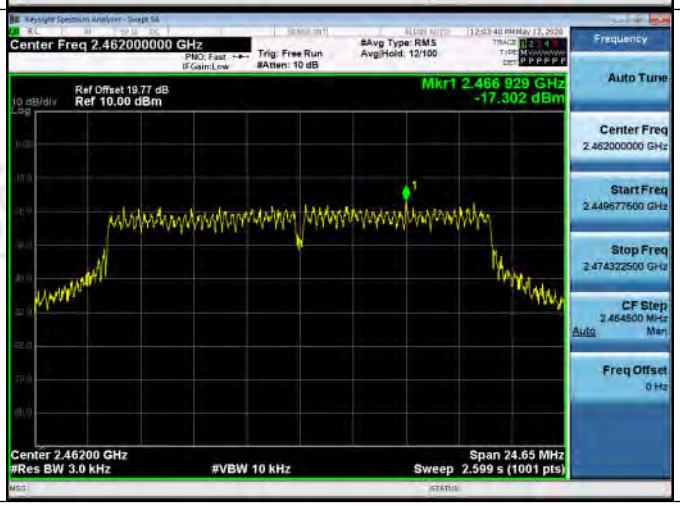	

11N20MIMO/LCH		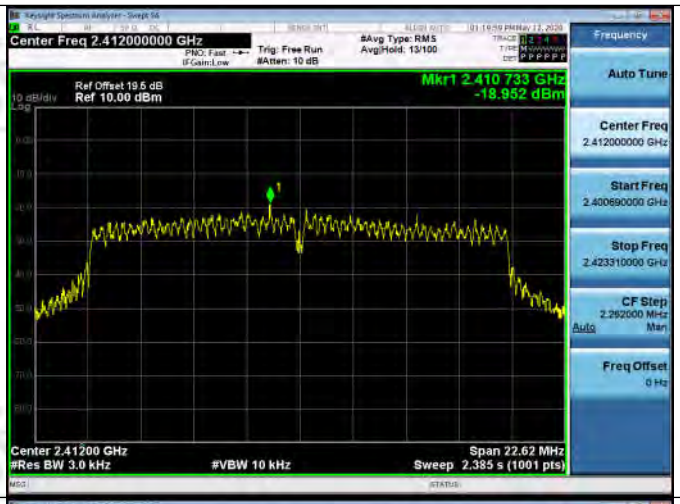	
11N20MIMO/MCH		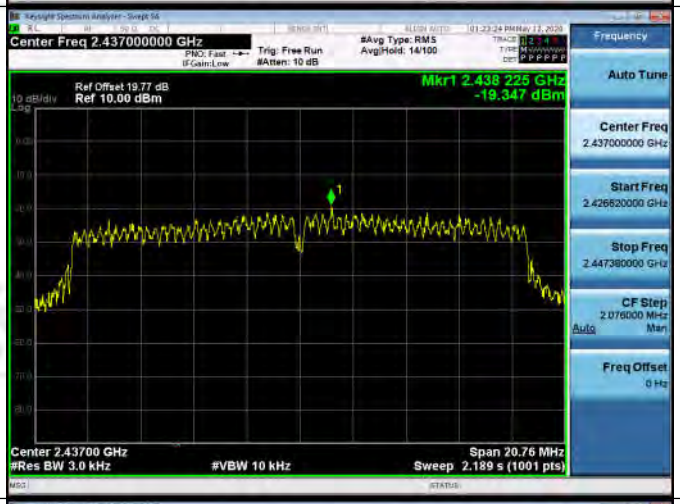	
11N20MIMO/HCH		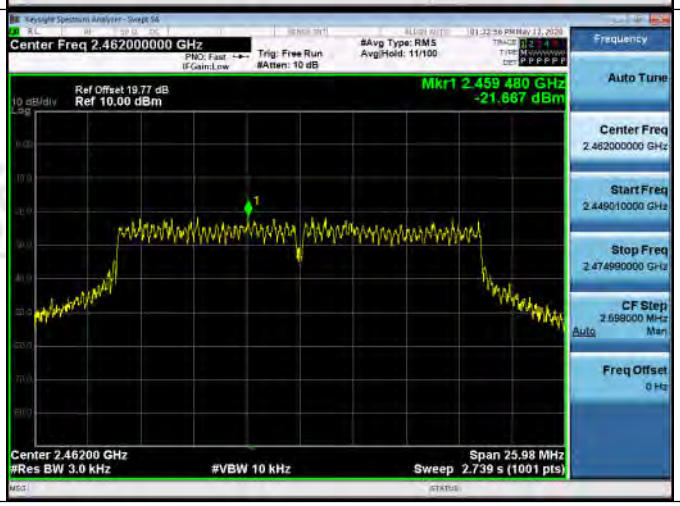	

11N40SISO/LCH			
11N40SISO/MCH		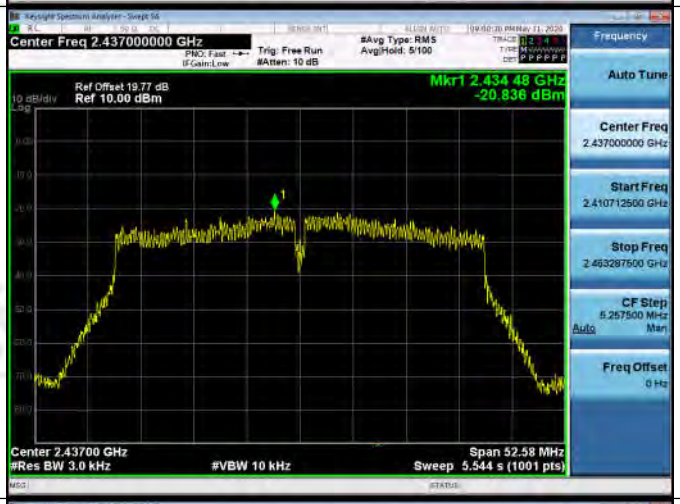	
11N40SISO/HCH		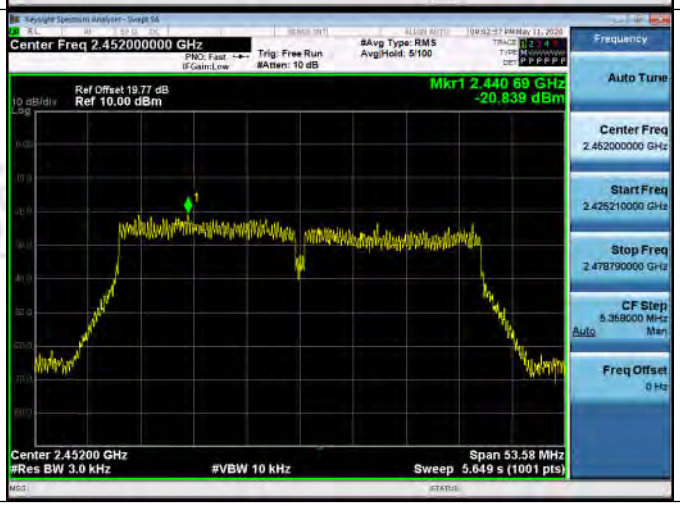	

11N40MIMO/LCH		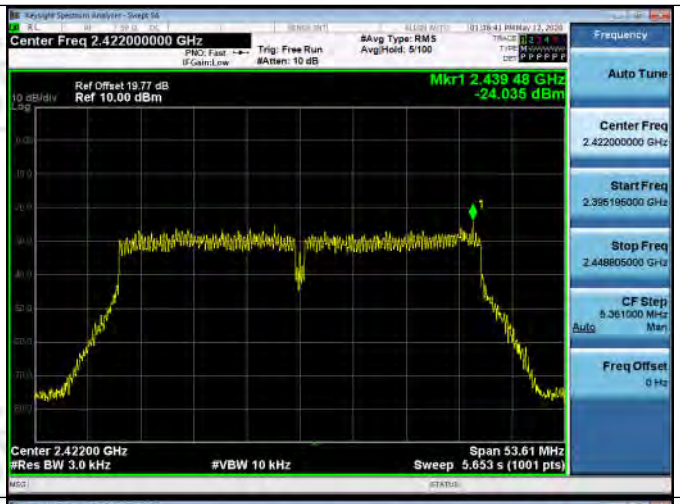	
11N40MIMO/MCH		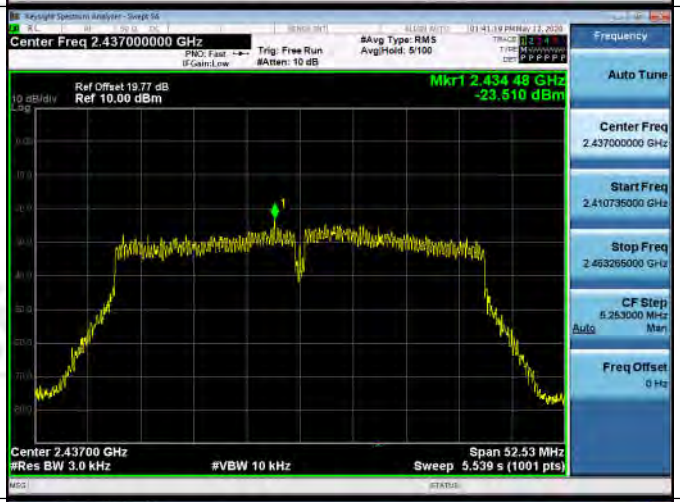	
11N40MIMO/HCH		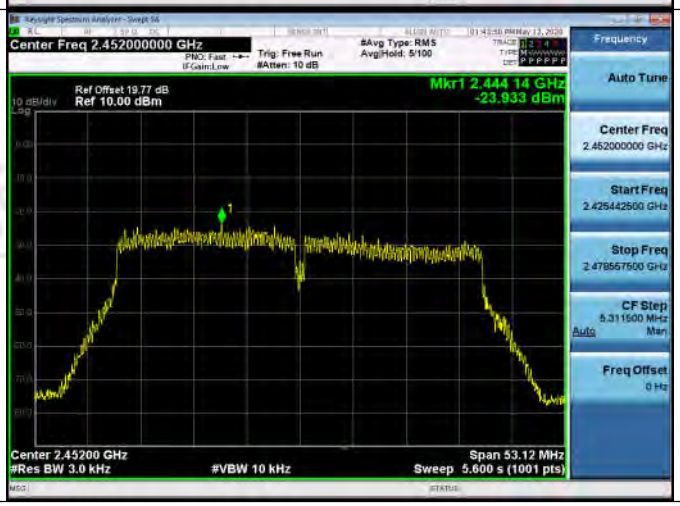	

Graphs_Ant2			
11B/LCH			
11B/MCH			
11B/HCH			

11G/LCH		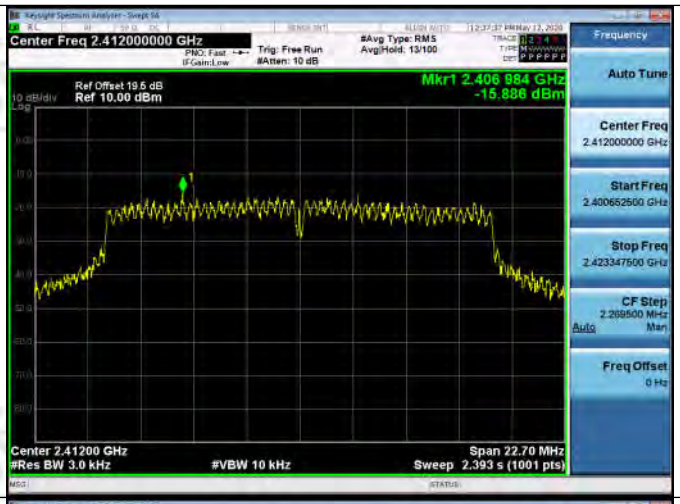	
11G/MCH		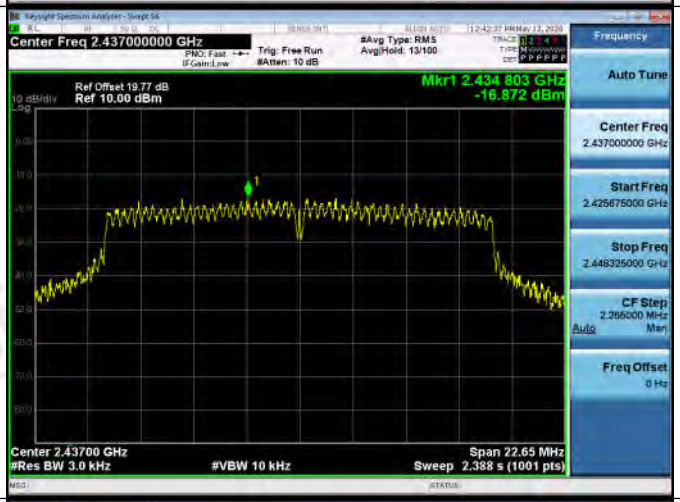	
11G/HCH		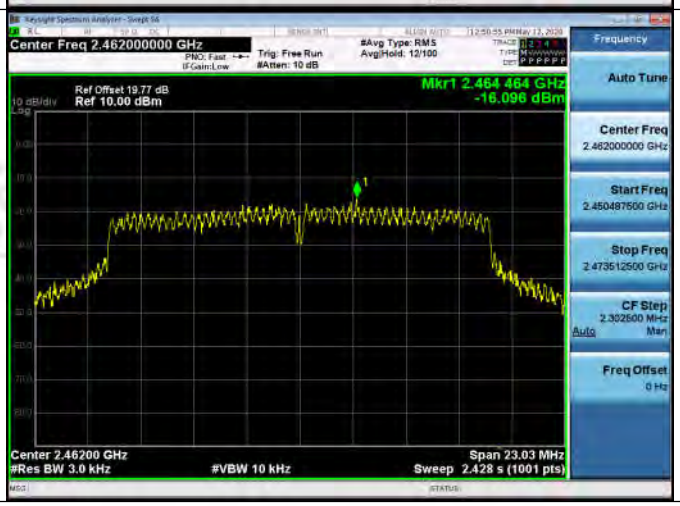	

11N20SISO/LCH		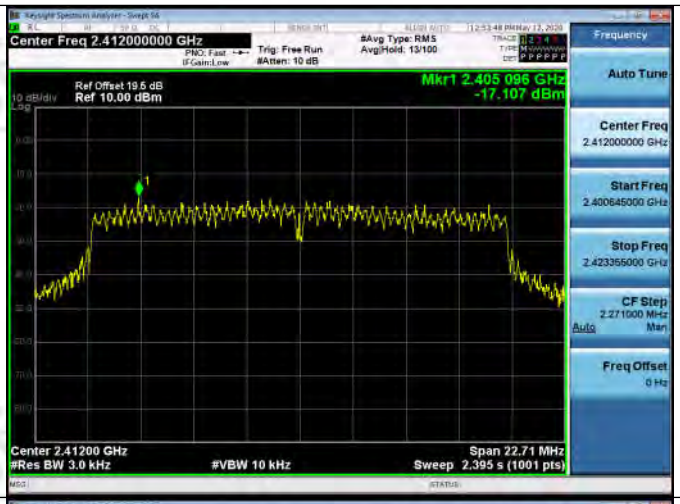	
11N20SISO/MCH		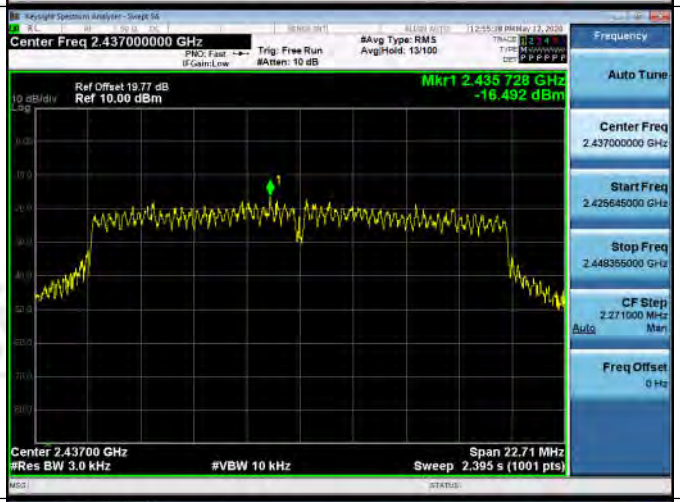	
11N20SISO/HCH		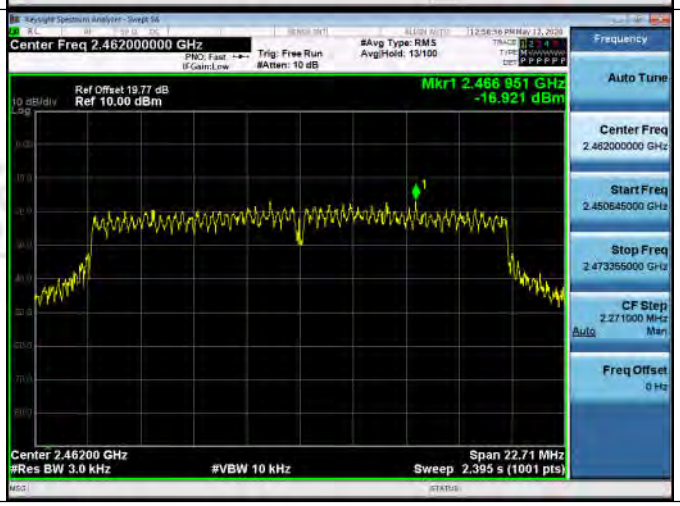	

11N20MIMO/LCH		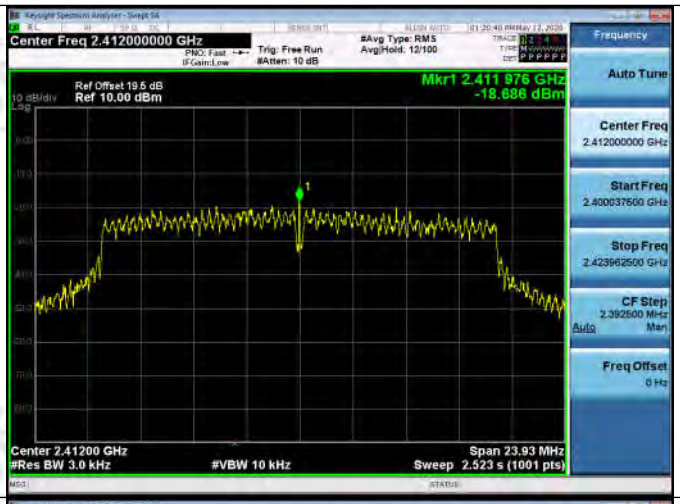	
11N20MIMO/MCH		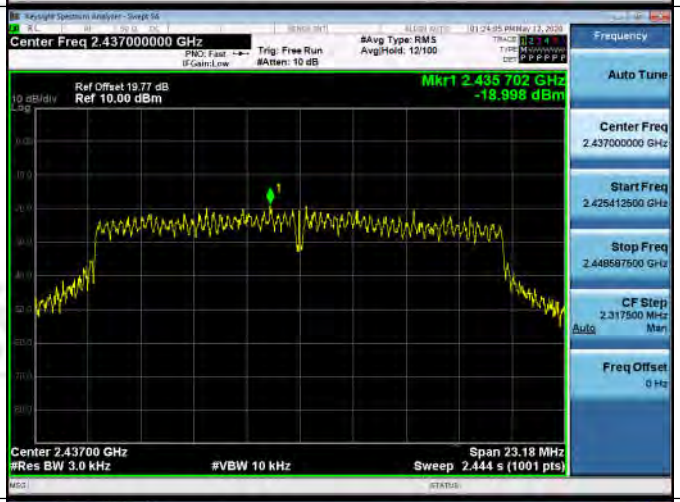	
11N20MIMO/HCH		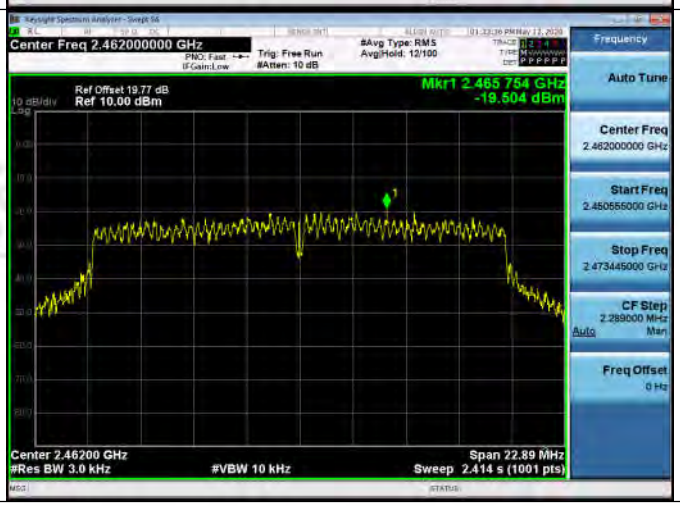	

11N40SISO/LCH		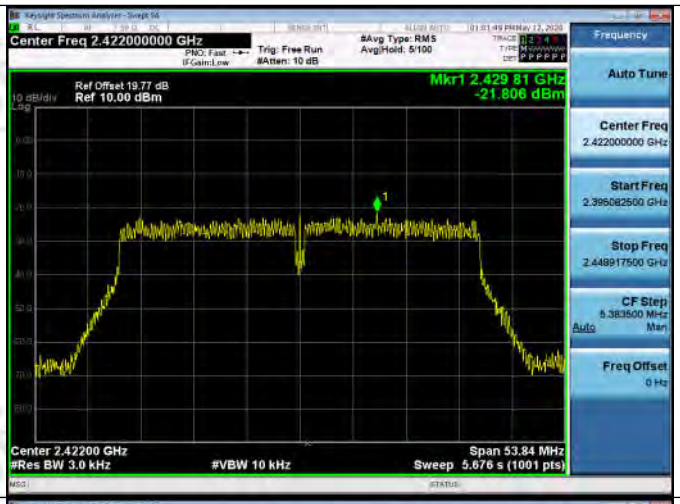	
11N40SISO/MCH		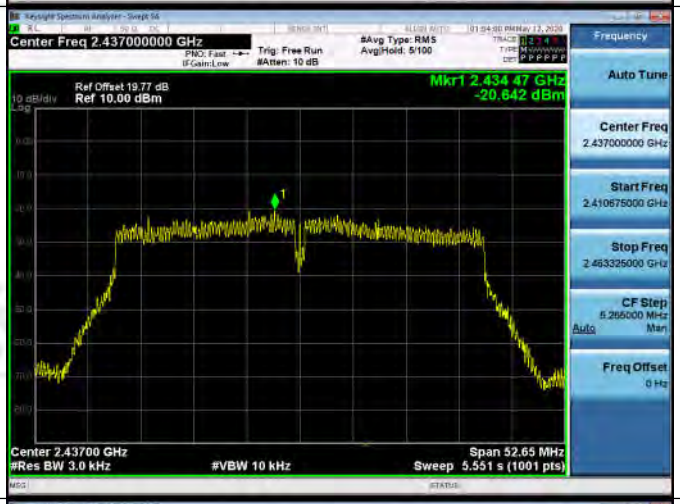	
11N40SISO/HCH		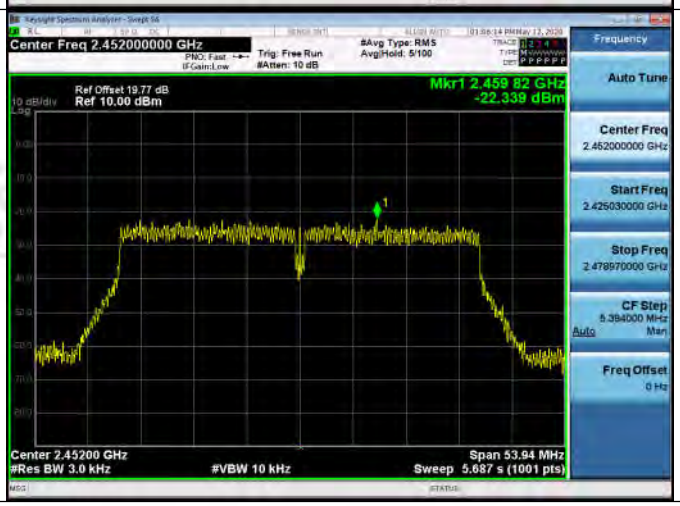	

11N40MIMO/LCH			
11N40MIMO/MCH		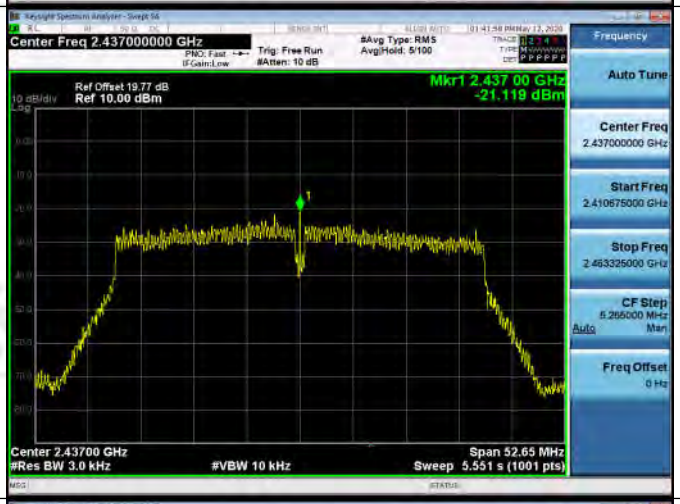	
11N40MIMO/HCH			

Appendix F): Antenna Requirement

15.203 requirement: An intentional radiator shall be designed to ensure that no antenna other than that furnished by the responsible party shall be used with the device. The use of a permanently attached antenna or of an antenna that uses a unique coupling to the intentional radiator, the manufacturer may design the unit so that a broken antenna can be replaced by the user, but the use of a standard antenna jack or electrical connector is prohibited. **15.247(b) (4) requirement:** The conducted output power limit specified in paragraph (b) of this section is based on the use of antennas with directional gains that do not exceed 6 dBi. Except as shown in paragraph (c) of this section, if transmitting antennas of directional gain greater than 6 dBi are used, the conducted output power from the intentional radiator shall be reduced below the stated values in paragraphs (b)(1), (b)(2), and (b)(3) of this section, as appropriate, by the amount in dB that the directional gain of the antenna exceeds 6 dBi.	
EUT Antenna:	
The antenna is integrated on the main PCB and no consideration of replacement. The best case gain of the antenna is 3.5 dBi.	

Appendix G): AC Power Line Conducted Emission

<table>
<tr><td>Test Procedure:</td><td>Test frequency range :150KHz-30MHz
1)The mains terminal disturbance voltage test was conducted in a shielded room.
2) The EUT was connected to AC power source through a LISN 1 (Line Impedance Stabilization Network) which provides a 50Ω/50μH + 5Ω linear impedance. The power cables of all other units of the EUT were connected to a second LISN 2, which was bonded to the ground reference plane in the same way as the LISN 1 for the unit being measured. A multiple socket outlet strip was used to connect multiple power cables to a single LISN provided the rating of the LISN was not exceeded.
3)The tabletop EUT was placed upon a non-metallic table 0.8m above the ground reference plane. And for floor-standing arrangement, the EUT was placed on the horizontal ground reference plane,
4) The test was performed with a vertical ground reference plane. The rear of the EUT shall be 0.4 m from the vertical ground reference plane. The vertical ground reference plane was bonded to the horizontal ground reference plane. The LISN 1 was placed 0.8 m from the boundary of the unit under test and bonded to a ground reference plane for LISNs mounted on top of the ground reference plane. This distance was between the closest points of the LISN 1 and the EUT. All other units of the EUT and associated equipment was at least 0.8 m from the LISN 2.
5) In order to find the maximum emission, the relative positions of equipment and all of the interface cables must be changed according to ANSI C63.10 on conducted measurement.</td></tr>
<tr><td>Limit:</td><td>
<table>
<tr><td rowspan="2">Frequency range (MHz)</td><td colspan="2">Limit (dBμV)</td></tr>
<tr><td>Quasi-peak</td><td>Average</td></tr>
<tr><td>0.15-0.5</td><td>66 to 56*</td><td>56 to 46*</td></tr>
<tr><td>0.5-5</td><td>56</td><td>46</td></tr>
<tr><td>5-30</td><td>60</td><td>50</td></tr>
</table>
* The limit decreases linearly with the logarithm of the frequency in the range 0.15 MHz to 0.50 MHz.
NOTE : The lower limit is applicable at the transition frequency</td></tr>
</table>

Measurement Data

An initial pre-scan was performed on the live and neutral lines with peak detector.

Quasi-Peak and Average measurement were performed at the frequencies with maximized peak emission were detected.

Product	:	Artificial Intelligence Terminal Computer	**Model/Type reference**	:	PP23TQB
Temperature	:	23℃	**Humidity**	:	54%

Live line:

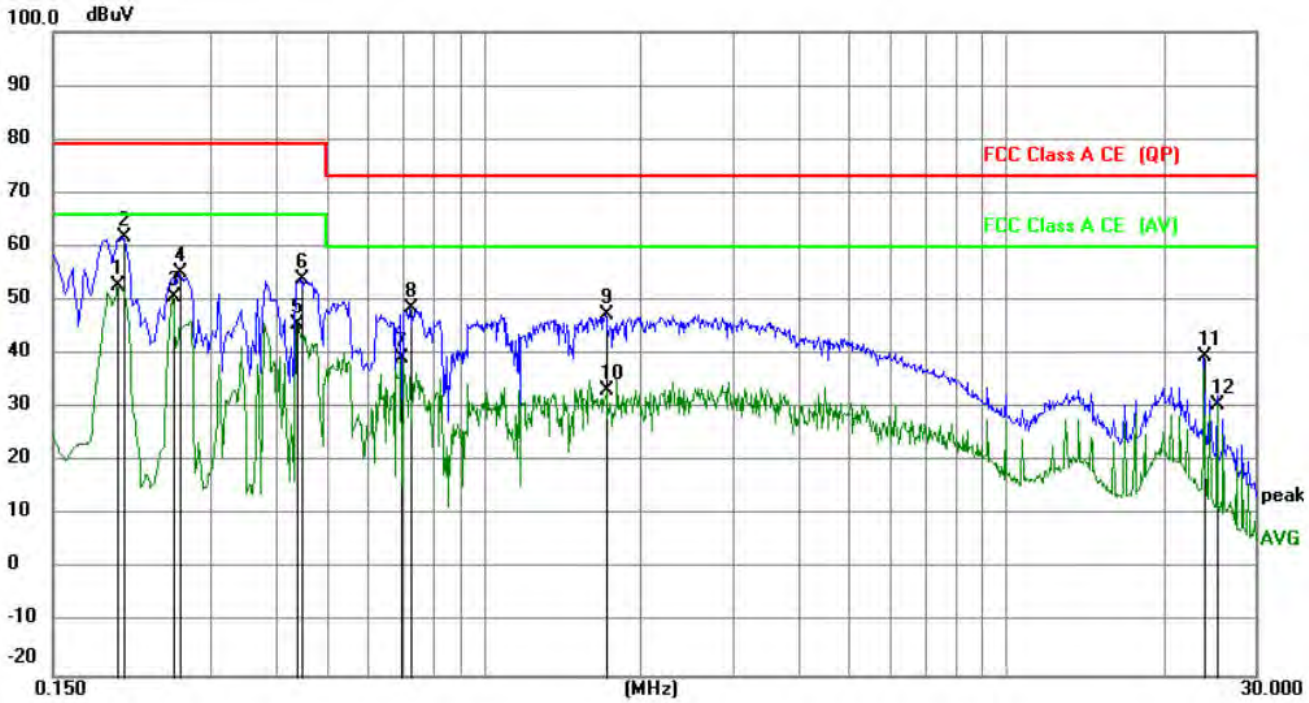

No.	Mk.	Freq.	Reading Level	Correct Factor	Measure-ment	Limit	Margin		
		MHz	dBuV	dB	dBuV	dBuV	dB	Detector	Comment
1	*	0.1995	42.76	9.86	52.62	66.00	-13.38	AVG	
2		0.2040	52.00	9.87	61.87	79.00	-17.13	QP	
3		0.2535	40.82	9.98	50.80	66.00	-15.20	AVG	
4		0.2625	45.18	10.00	55.18	79.00	-23.82	QP	
5		0.4380	35.62	9.95	45.57	66.00	-20.43	AVG	
6		0.4470	43.89	9.97	53.86	79.00	-25.14	QP	
7		0.6944	29.33	9.79	39.12	60.00	-20.88	AVG	
8		0.7259	38.91	9.77	48.68	73.00	-24.32	QP	
9		1.7114	37.43	9.78	47.21	73.00	-25.79	QP	
10		1.7204	23.36	9.78	33.14	60.00	-26.86	AVG	
11		24.0000	29.61	9.93	39.54	73.00	-33.46	QP	
12		25.3455	20.69	9.96	30.65	60.00	-29.35	AVG	

Neutral line:

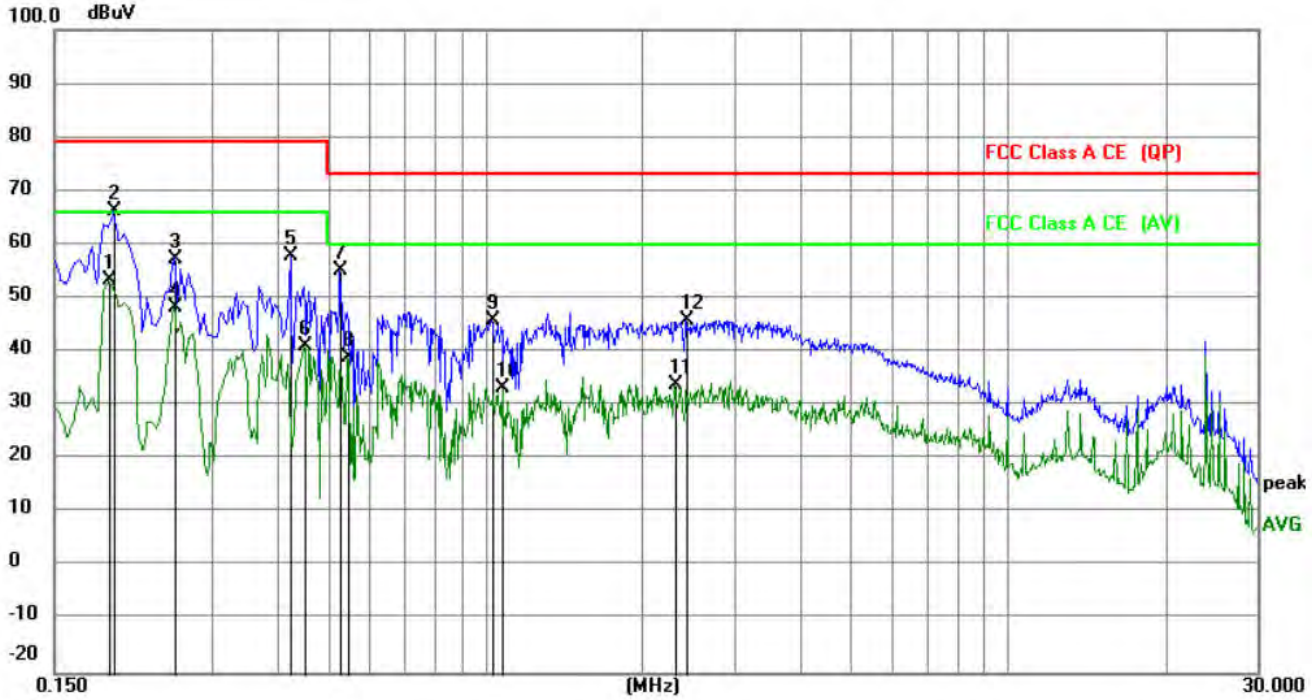

No.	Mk.	Freq.	Reading Level	Correct Factor	Measure-ment	Limit	Margin		
		MHz	dBuV	dB	dBuV	dBuV	dB	Detector	Comment
1	*	0.1905	43.46	9.86	53.32	66.00	-12.68	AVG	
2		0.1949	56.31	9.86	66.17	79.00	-12.83	QP	
3		0.2535	47.42	9.98	57.40	79.00	-21.60	QP	
4		0.2535	38.14	9.98	48.12	66.00	-17.88	AVG	
5		0.4245	48.01	9.93	57.94	79.00	-21.06	QP	
6		0.4515	30.97	9.97	40.94	66.00	-25.06	AVG	
7		0.5279	45.05	10.03	55.08	73.00	-17.92	QP	
8		0.5459	28.89	10.02	38.91	60.00	-21.09	AVG	
9		1.0274	36.19	9.74	45.93	73.00	-27.07	QP	
10		1.0769	23.54	9.74	33.28	60.00	-26.72	AVG	
11		2.3054	23.95	9.79	33.74	60.00	-26.26	AVG	
12		2.4269	36.18	9.79	45.97	73.00	-27.03	QP	

Notes:

1. The following Quasi-Peak and Average measurements were performed on the EUT:
2. Final Test Level =Receiver Reading + LISN Factor + Cable Loss.

Appendix H): Restricted bands around fundamental frequency (Radiated)

Receiver Setup:

Frequency	Detector	RBW	VBW	Remark
30MHz-1GHz	Quasi-peak	120kHz	300kHz	Quasi-peak
Above 1GHz	Peak	1MHz	3MHz	Peak
	Peak	1MHz	10Hz	Average

Test Procedure:

Below 1GHz test procedure as below:

a. The EUT was placed on the top of a rotating table 0.8 meters above the ground at a 3 meter semi-anechoic camber. The table was rotated 360 degrees to determine the position of the highest radiation.
b. The EUT was set 3 meters away from the interference-receiving antenna, which was mounted on the top of a variable-height antenna tower.
c. The antenna height is varied from one meter to four meters above the ground to determine the maximum value of the field strength. Both horizontal and vertical polarizations of the antenna are set to make the measurement.
d. For each suspected emission, the EUT was arranged to its worst case and then the antenna was tuned to heights from 1 meter to 4 meters and the rotatable was turned from 0 degrees to 360 degrees to find the maximum reading.
e. The test-receiver system was set to Peak Detect Function and Specified Bandwidth with Maximum Hold Mode.
f. Place a marker at the end of the restricted band closest to the transmit frequency to show compliance. Also measure any emissions in the restricted bands. Save the spectrum analyzer plot. Repeat for each power and modulation for lowest and highest channel

Above 1GHz test procedure as below:

g. Different between above is the test site, change from Semi- Anechoic Chamber to fully Anechoic Chamber change form table 0.8 meter to 1.5 meter(Above 18GHz the distance is 1 meter and table is 1.5 meter).
h. Test the EUT in the lowest channel , the Highest channel
i. The radiation measurements are performed in X, Y, Z axis positioning for Transmitting mode, and found the X axis positioning which it is worse case.
j. Repeat above procedures until all frequencies measured was complete.

Limit:

Frequency	Limit (dBμV/m @3m)	Remark
30MHz-88MHz	40.0	Quasi-peak Value
88MHz-216MHz	43.5	Quasi-peak Value
216MHz-960MHz	46.0	Quasi-peak Value
960MHz-1GHz	54.0	Quasi-peak Value
Above 1GHz	54.0	Average Value
	74.0	Peak Value

Test plot as follows:

ANT1

Mode:	802.11 b(11Mbps) Transmitting	Channel:	2412
Remark:	PK		

Test Graph

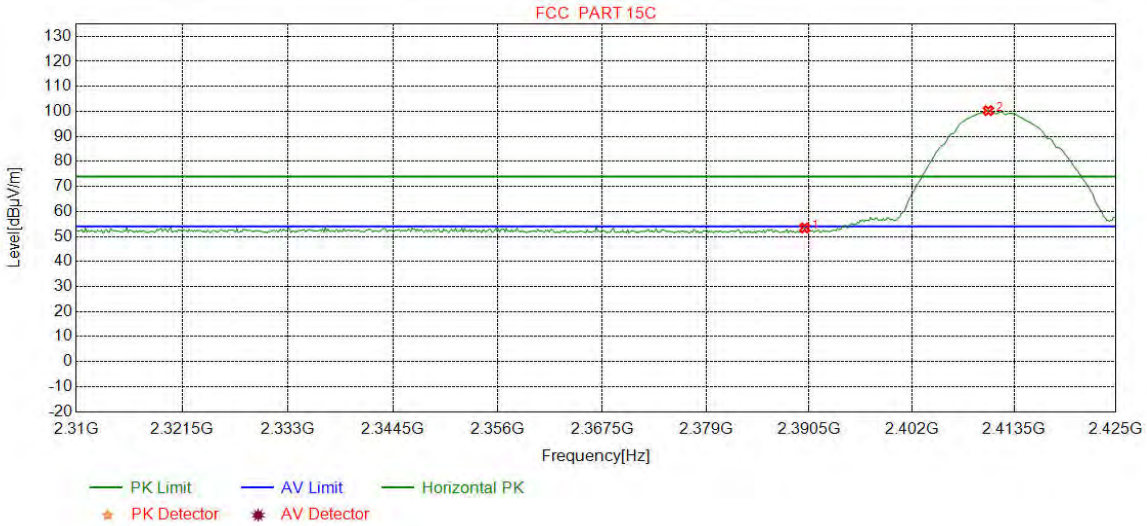

NO	Freq. [MHz]	Ant Factor [dB]	Cable loss [dB]	Pream gain [dB]	Reading [dBµV]	Level [dBµV/m]	Limit [dBµV/m]	Margin [dB]	Result	Polarity
1	2390.0000	32.25	13.37	-43.12	50.90	53.40	74.00	20.60	Pass	Horizontal
2	2410.6070	32.27	13.35	-43.11	97.80	100.31	74.00	-26.31	Pass	Horizontal

Mode:	802.11 b(11Mbps) Transmitting	Channel:	2412
Remark:	PK		

Test Graph

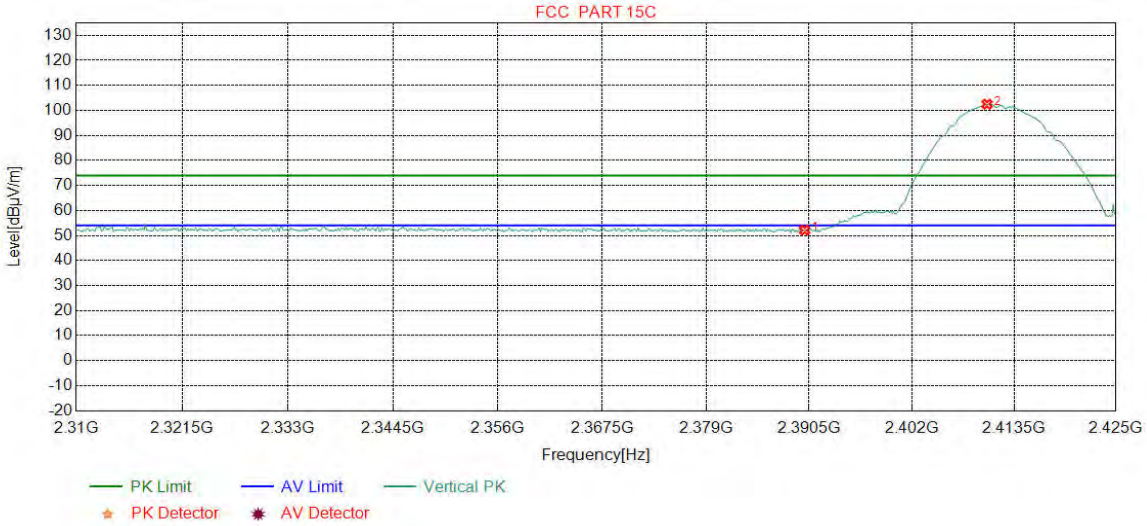

NO	Freq. [MHz]	Ant Factor [dB]	Cable loss [dB]	Pream gain [dB]	Reading [dBµV]	Level [dBµV/m]	Limit [dBµV/m]	Margin [dB]	Result	Polarity
1	2390.0000	32.25	13.37	-43.12	49.66	52.16	74.00	21.84	Pass	Vertical
2	2410.4631	32.27	13.35	-43.12	99.99	102.49	74.00	-28.49	Pass	Vertical

Mode:	802.11 b(11Mbps) Transmitting	Channel:	2412
Remark:	AV		

Test Graph

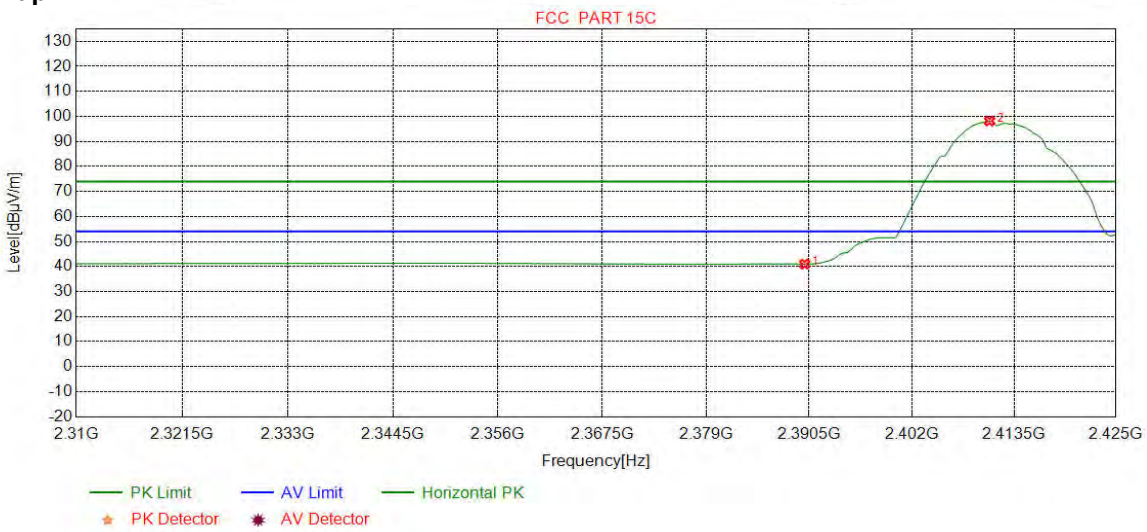

NO	Freq. [MHz]	Ant Factor [dB]	Cable loss [dB]	Pream gain [dB]	Reading [dBμV]	Level [dBμV/m]	Limit [dBμV/m]	Margin [dB]	Result	Polarity
1	2390.0000	32.25	13.37	-43.12	38.47	40.97	54.00	13.03	Pass	Horizontal
2	2410.7509	32.28	13.35	-43.12	95.66	98.17	54.00	-44.17	Pass	Horizontal

Mode:	802.11 b(11Mbps) Transmitting	Channel:	2412
Remark:	AV		

Test Graph

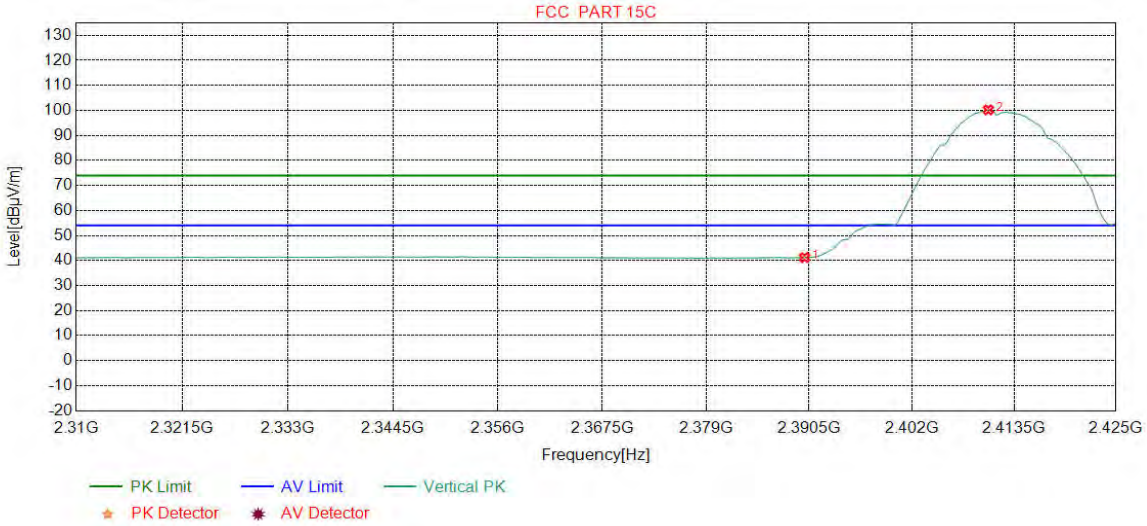

NO	Freq. [MHz]	Ant Factor [dB]	Cable loss [dB]	Pream gain [dB]	Reading [dBμV]	Level [dBμV/m]	Limit [dBμV/m]	Margin [dB]	Result	Polarity
1	2390.0000	32.25	13.37	-43.12	38.66	41.16	54.00	12.84	Pass	Vertical
2	2410.6070	32.27	13.35	-43.11	97.72	100.23	54.00	-46.23	Pass	Vertical

Mode:	802.11 b(11Mbps) Transmitting	Channel:	2462
Remark:	PK		

Test Graph

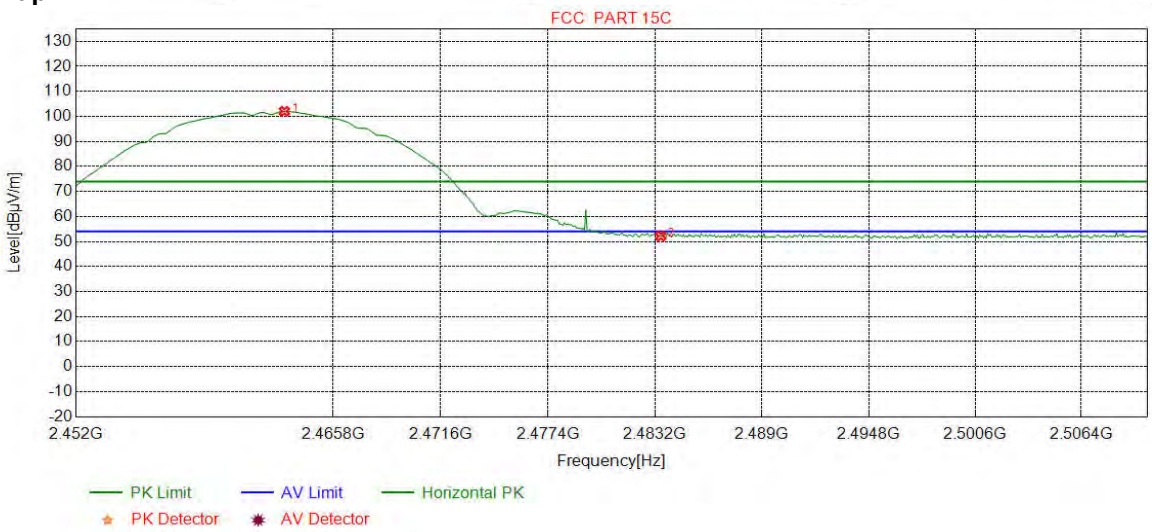

NO	Freq. [MHz]	Ant Factor [dB]	Cable loss [dB]	Pream gain [dB]	Reading [dBµV]	Level [dBµV/m]	Limit [dBµV/m]	Margin [dB]	Result	Polarity
1	2463.1790	32.35	13.47	-43.11	99.30	102.01	74.00	-28.01	Pass	Horizontal
2	2483.5000	32.38	13.38	-43.11	49.52	52.17	74.00	21.83	Pass	Horizontal

Mode:	802.11 b(11Mbps) Transmitting	Channel:	2462
Remark:	PK		

Test Graph

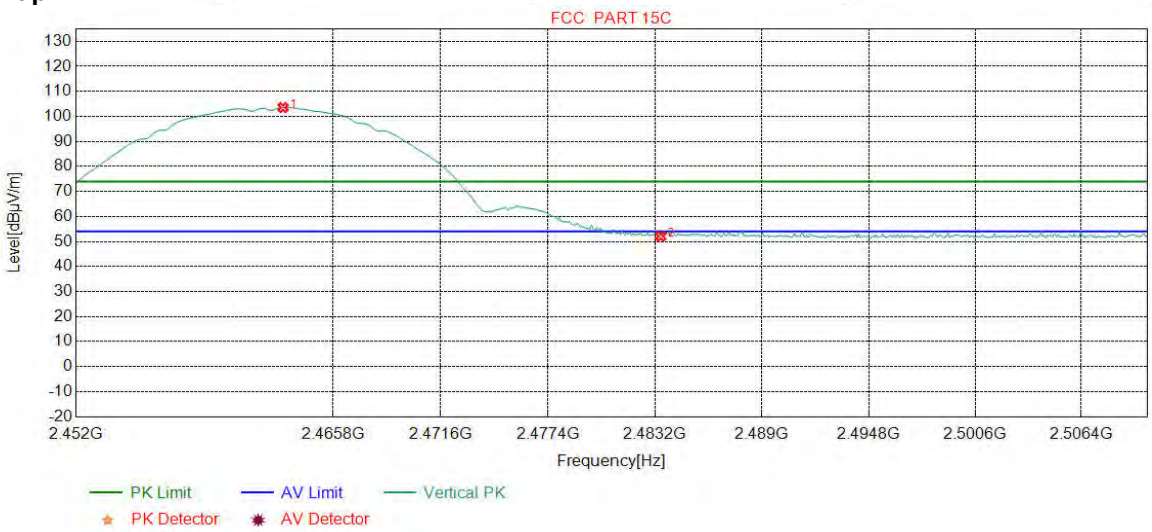

NO	Freq. [MHz]	Ant Factor [dB]	Cable loss [dB]	Pream gain [dB]	Reading [dBµV]	Level [dBµV/m]	Limit [dBµV/m]	Margin [dB]	Result	Polarity
1	2463.1064	32.35	13.47	-43.11	100.81	103.52	74.00	-29.52	Pass	Vertical
2	2483.5000	32.38	13.38	-43.11	49.45	52.10	74.00	21.90	Pass	Vertical

Mode:	802.11 b(11Mbps) Transmitting	Channel:	2462
Remark:	AV		

Test Graph

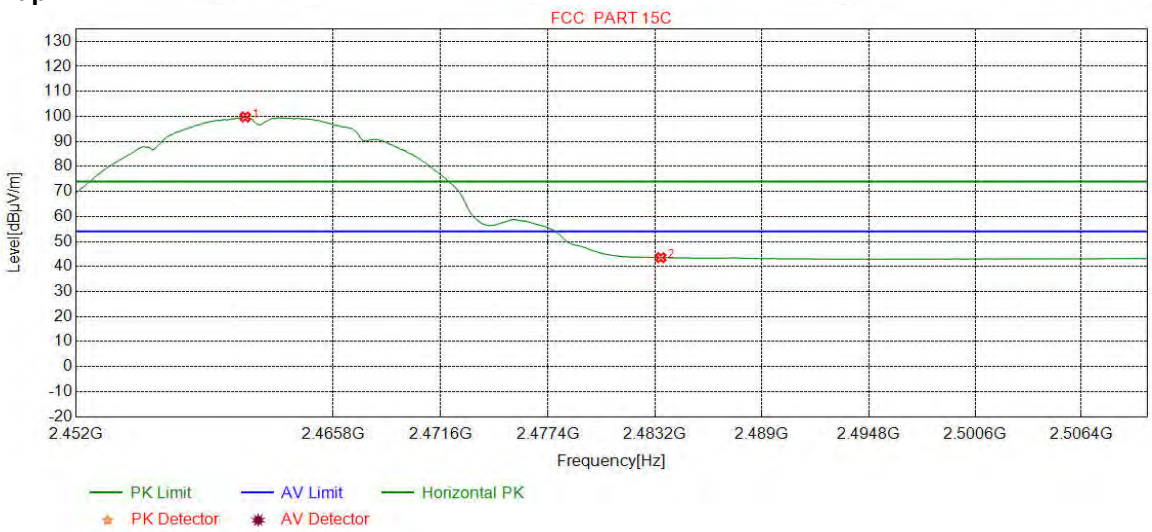

NO	Freq. [MHz]	Ant Factor [dB]	Cable loss [dB]	Pream gain [dB]	Reading [dBµV]	Level [dBµV/m]	Limit [dBµV/m]	Margin [dB]	Result	Polarity
1	2461.0738	32.35	13.48	-43.11	97.04	99.76	54.00	-45.76	Pass	Horizontal
2	2483.5000	32.38	13.38	-43.11	40.91	43.56	54.00	10.44	Pass	Horizontal

Mode:	802.11 b(11Mbps) Transmitting	Channel:	2462
Remark:	AV		

Test Graph

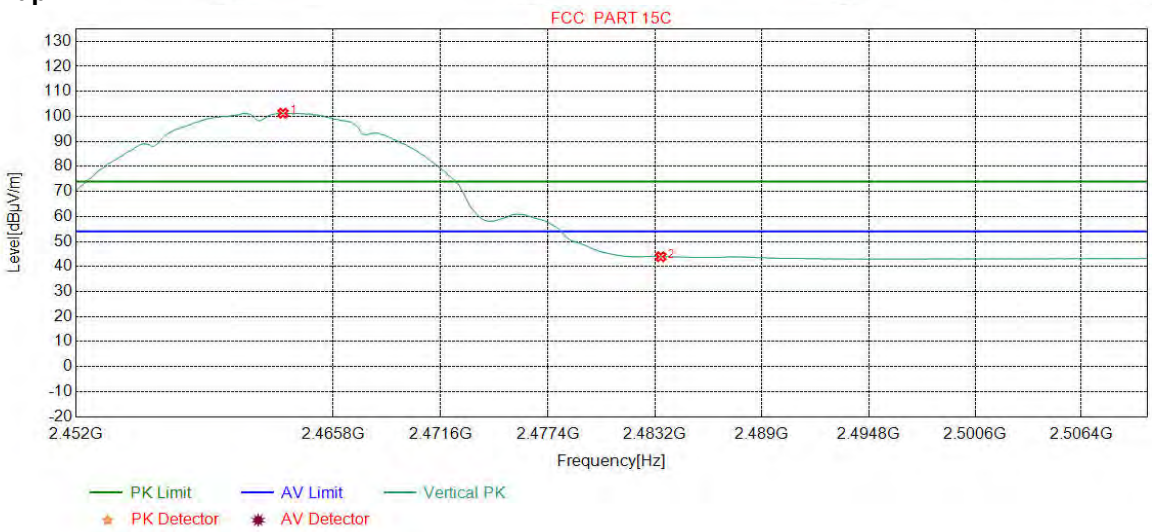

NO	Freq. [MHz]	Ant Factor [dB]	Cable loss [dB]	Pream gain [dB]	Reading [dBµV]	Level [dBµV/m]	Limit [dBµV/m]	Margin [dB]	Result	Polarity
1	2463.1064	32.35	13.47	-43.11	98.56	101.27	54.00	-47.27	Pass	Vertical
2	2483.5000	32.38	13.38	-43.11	41.27	43.92	54.00	10.08	Pass	Vertical

Mode:	802.11 g(6Mbps) Transmitting	Channel:	2412
Remark:	PK		

Test Graph

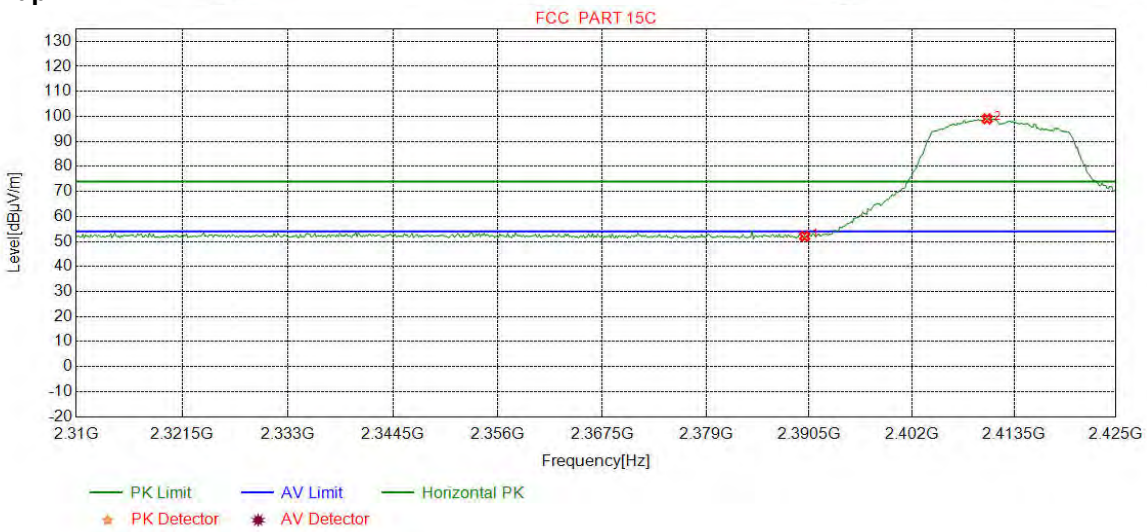

NO	Freq. [MHz]	Ant Factor [dB]	Cable loss [dB]	Pream gain [dB]	Reading [dBμV]	Level [dBμV/m]	Limit [dBμV/m]	Margin [dB]	Result	Polarity
1	2390.0000	32.25	13.37	-43.12	49.59	52.09	74.00	21.91	Pass	Horizontal
2	2410.4631	32.27	13.35	-43.12	96.52	99.02	74.00	-25.02	Pass	Horizontal

Mode:	802.11 g(6Mbps) Transmitting	Channel:	2412
Remark:	PK		

Test Graph

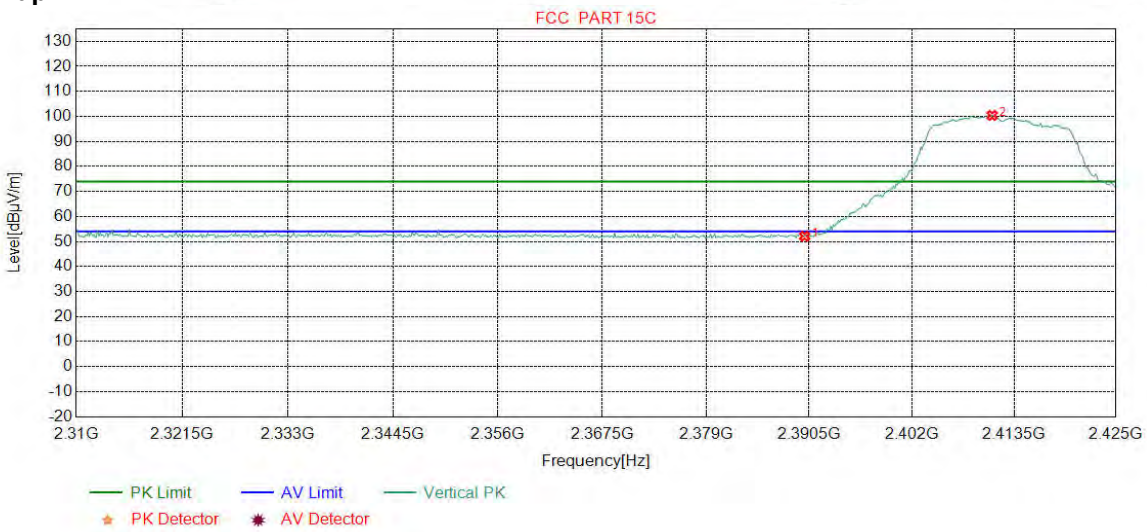

NO	Freq. [MHz]	Ant Factor [dB]	Cable loss [dB]	Pream gain [dB]	Reading [dBμV]	Level [dBμV/m]	Limit [dBμV/m]	Margin [dB]	Result	Polarity
1	2390.0000	32.25	13.37	-43.12	49.61	52.11	74.00	21.89	Pass	Vertical
2	2411.0388	32.28	13.35	-43.12	97.88	100.39	74.00	-26.39	Pass	Vertical

Mode:	802.11 g(6Mbps) Transmitting	Channel:	2412
Remark:	AV		

Test Graph

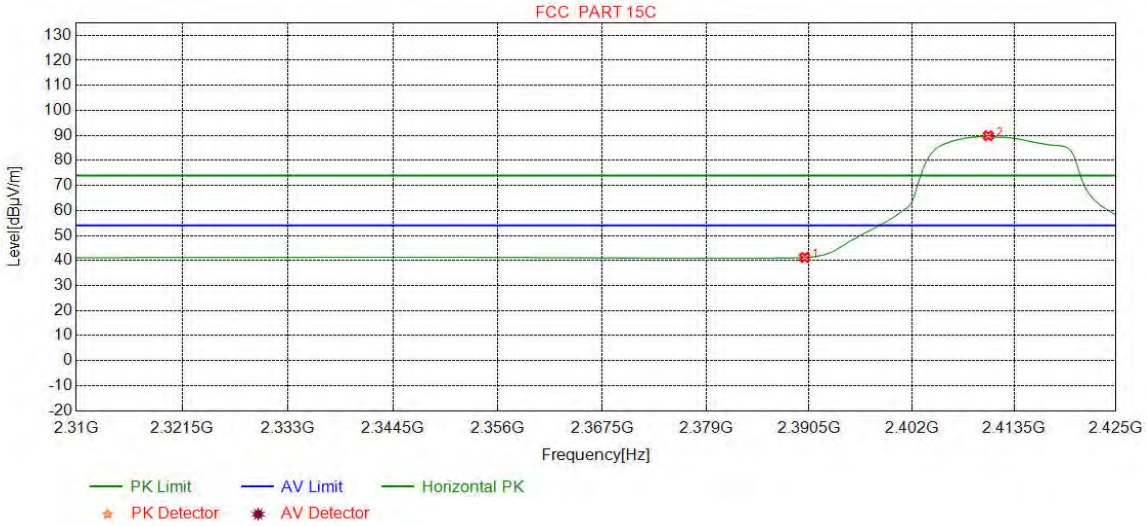

NO	Freq. [MHz]	Ant Factor [dB]	Cable loss [dB]	Pream gain [dB]	Reading [dBµV]	Level [dBµV/m]	Limit [dBµV/m]	Margin [dB]	Result	Polarity
1	2390.0000	32.25	13.37	-43.12	38.73	41.23	54.00	12.77	Pass	Horizontal
2	2410.6070	32.27	13.35	-43.11	87.35	89.86	54.00	-35.86	Pass	Horizontal

Mode:	802.11 g(6Mbps) Transmitting	Channel:	2412
Remark:	AV		

Test Graph

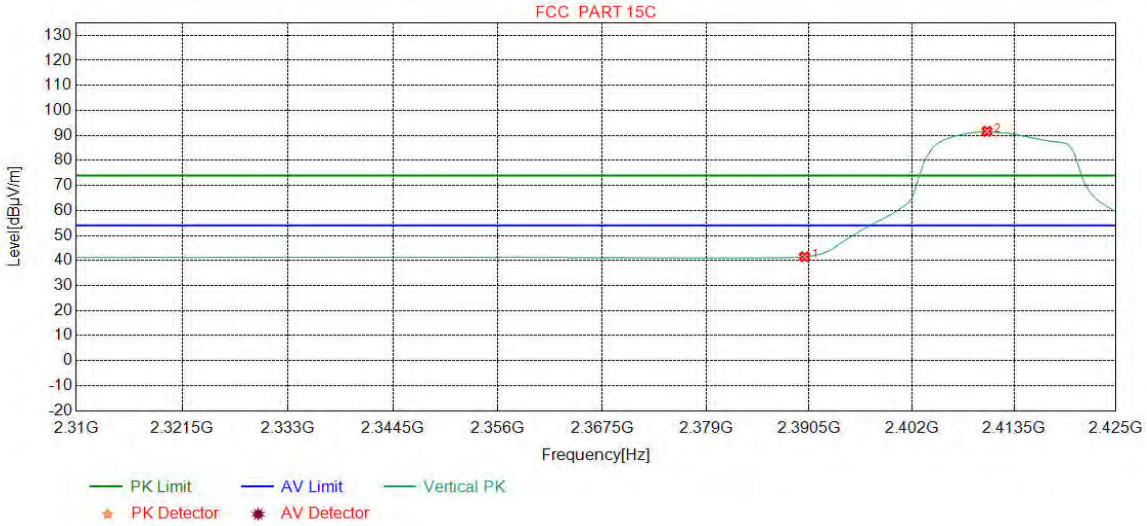

NO	Freq. [MHz]	Ant Factor [dB]	Cable loss [dB]	Pream gain [dB]	Reading [dBμV]	Level [dBμV/m]	Limit [dBμV/m]	Margin [dB]	Result	Polarity
1	2390.0000	32.25	13.37	-43.12	39.01	41.51	54.00	12.49	Pass	Vertical
2	2410.4631	32.27	13.35	-43.12	89.14	91.64	54.00	-37.64	Pass	Vertical

Mode:	802.11 g(6Mbps) Transmitting	Channel:	2462
Remark:	PK		

Test Graph

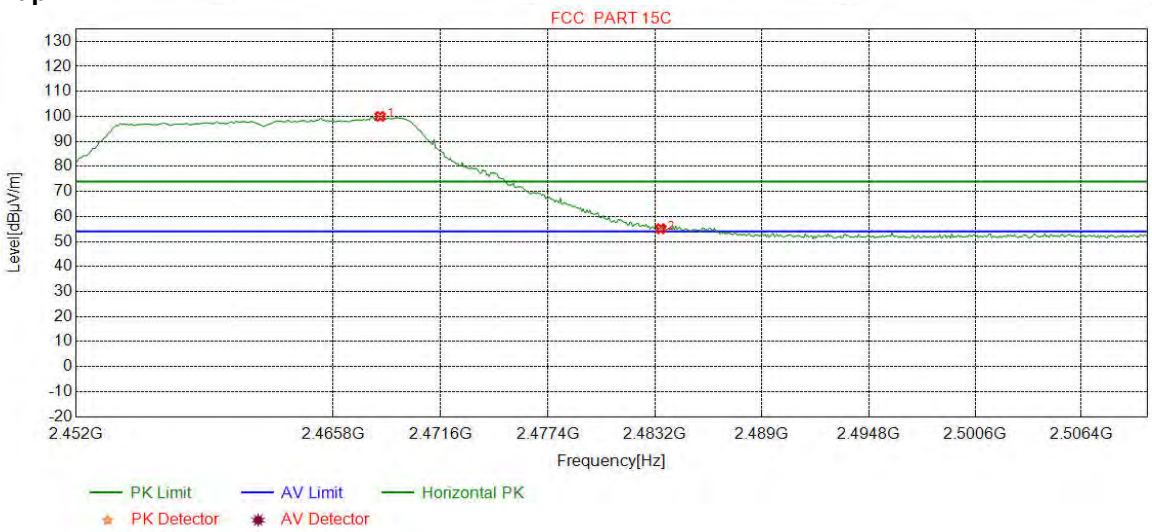

NO	Freq. [MHz]	Ant Factor [dB]	Cable loss [dB]	Pream gain [dB]	Reading [dBμV]	Level [dBμV/m]	Limit [dBμV/m]	Margin [dB]	Result	Polarity
1	2468.3329	32.36	13.45	-43.11	97.30	100.00	74.00	-26.00	Pass	Horizontal
2	2483.5000	32.38	13.38	-43.11	52.48	55.13	74.00	18.87	Pass	Horizontal

Mode:	802.11 g(6Mbps) Transmitting	Channel:	2462
Remark:	PK		

Test Graph

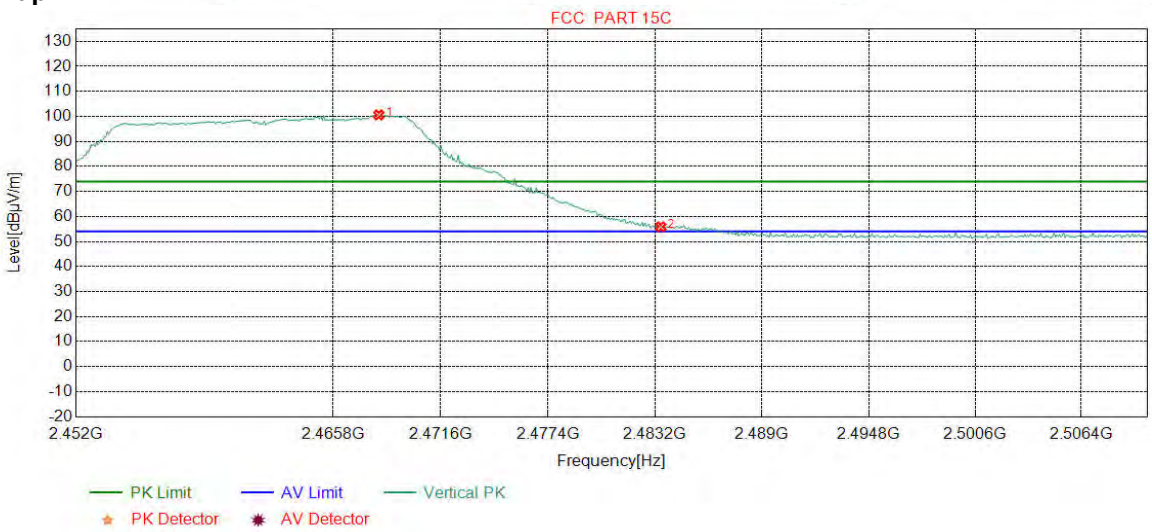

NO	Freq. [MHz]	Ant Factor [dB]	Cable loss [dB]	Pream gain [dB]	Reading [dBµV]	Level [dBµV/m]	Limit [dBµV/m]	Margin [dB]	Result	Polarity
1	2468.2603	32.36	13.45	-43.11	97.90	100.60	74.00	-26.60	Pass	Vertical
2	2483.5000	32.38	13.38	-43.11	53.21	55.86	74.00	18.14	Pass	Vertical

Mode:	802.11 g(6Mbps) Transmitting	Channel:	2462
Remark:	AV		

Test Graph

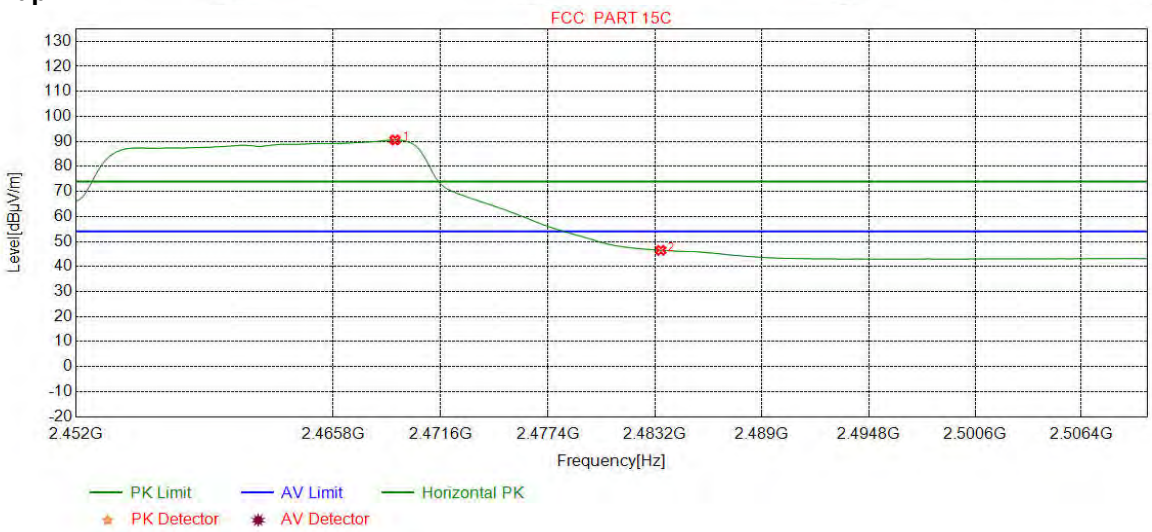

NO	Freq. [MHz]	Ant Factor [dB]	Cable loss [dB]	Pream gain [dB]	Reading [dBµV]	Level [dBµV/m]	Limit [dBµV/m]	Margin [dB]	Result	Polarity
1	2469.1314	32.36	13.44	-43.11	87.90	90.59	54.00	-36.59	Pass	Horizontal
2	2483.5000	32.38	13.38	-43.11	43.81	46.46	54.00	7.54	Pass	Horizontal

Mode:	802.11 g(6Mbps) Transmitting	Channel:	2462
Remark:	AV		

Test Graph

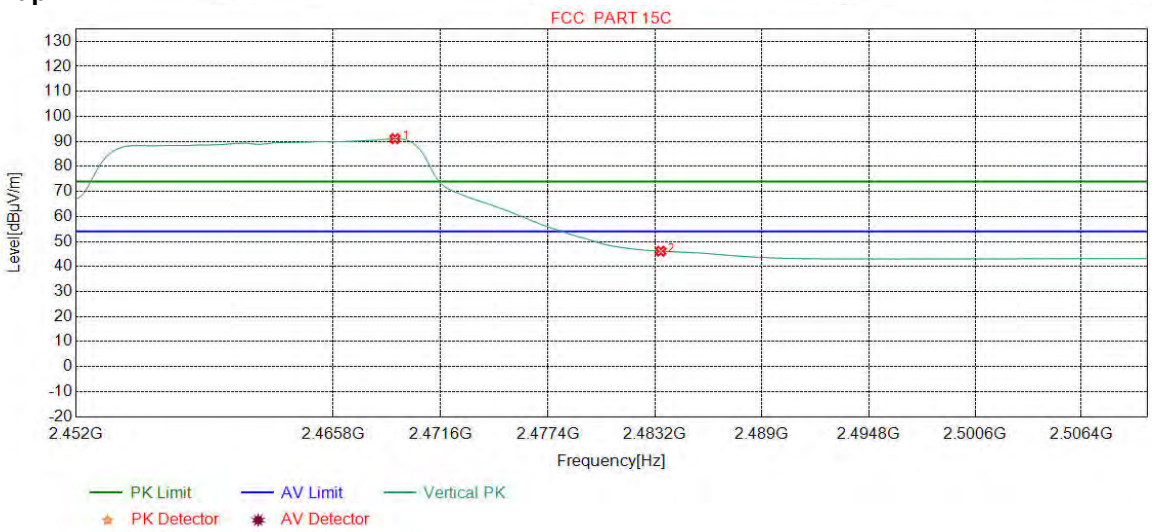

NO	Freq. [MHz]	Ant Factor [dB]	Cable loss [dB]	Pream gain [dB]	Reading [dBμV]	Level [dBμV/m]	Limit [dBμV/m]	Margin [dB]	Result	Polarity
1	2469.1314	32.36	13.44	-43.11	88.41	91.10	54.00	-37.10	Pass	Vertical
2	2483.5000	32.38	13.38	-43.11	43.46	46.11	54.00	7.89	Pass	Vertical

Mode:	802.11 n(HT20) (6.5Mbps) Transmitting	Chann	2412
Remark:	PK		

Test Graph

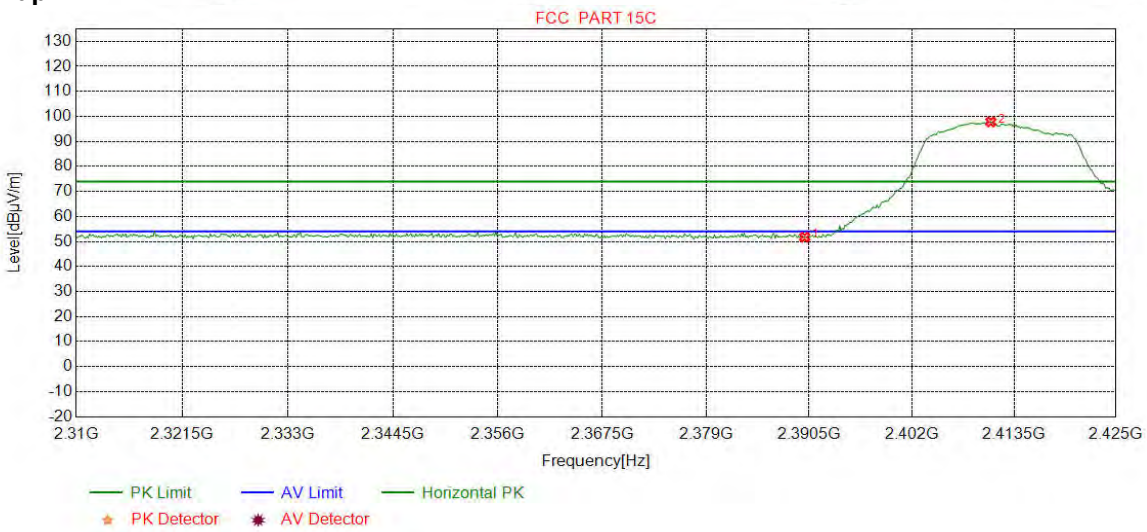

NO	Freq. [MHz]	Ant Factor [dB]	Cable loss [dB]	Pream gain [dB]	Reading [dBµV]	Level [dBµV/m]	Limit [dBµV/m]	Margin [dB]	Result	Polarity
1	2390.0000	32.25	13.37	-43.12	49.22	51.72	74.00	22.28	Pass	Horizontal
2	2410.8949	32.28	13.35	-43.12	95.31	97.82	74.00	-23.82	Pass	Horizontal

Mode:	802.11 n(HT20) (6.5Mbps) Transmitting	Channe	2412
Remark:	PK		

Test Graph

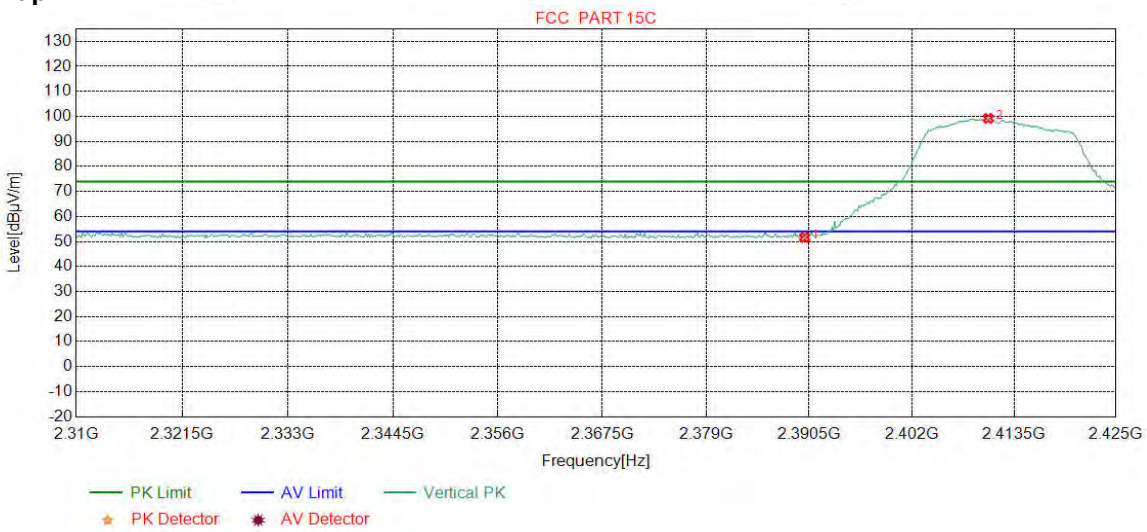

NO	Freq. [MHz]	Ant Factor [dB]	Cable loss [dB]	Pream gain [dB]	Reading [dBμV]	Level [dBμV/m]	Limit [dBμV/m]	Margin [dB]	Result	Polarity
1	2390.0000	32.25	13.37	-43.12	49.12	51.62	74.00	22.38	Pass	Vertical
2	2410.6070	32.27	13.35	-43.11	96.68	99.19	74.00	-25.19	Pass	Vertical

Mode:	802.11 n(HT20) (6.5Mbps) Transmitting	Channel:	2412
Remark:	AV		

Test Graph

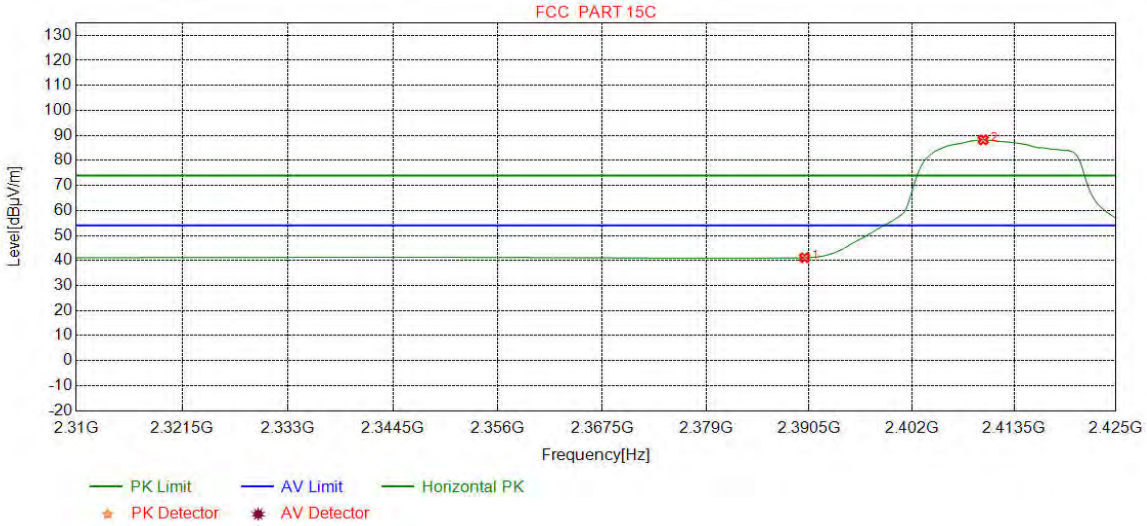

NO	Freq. [MHz]	Ant Factor [dB]	Cable loss [dB]	Pream gain [dB]	Reading [dBµV]	Level [dBµV/m]	Limit [dBµV/m]	Margin [dB]	Result	Polarity
1	2390.0000	32.25	13.37	-43.12	38.62	41.12	54.00	12.88	Pass	Horizontal
2	2410.0313	32.27	13.35	-43.12	85.73	88.23	54.00	-34.23	Pass	Horizontal

Mode:	802.11 n(HT20) (6.5Mbps) Transmitting	Cha	2412
Remark:	AV		

Test Graph

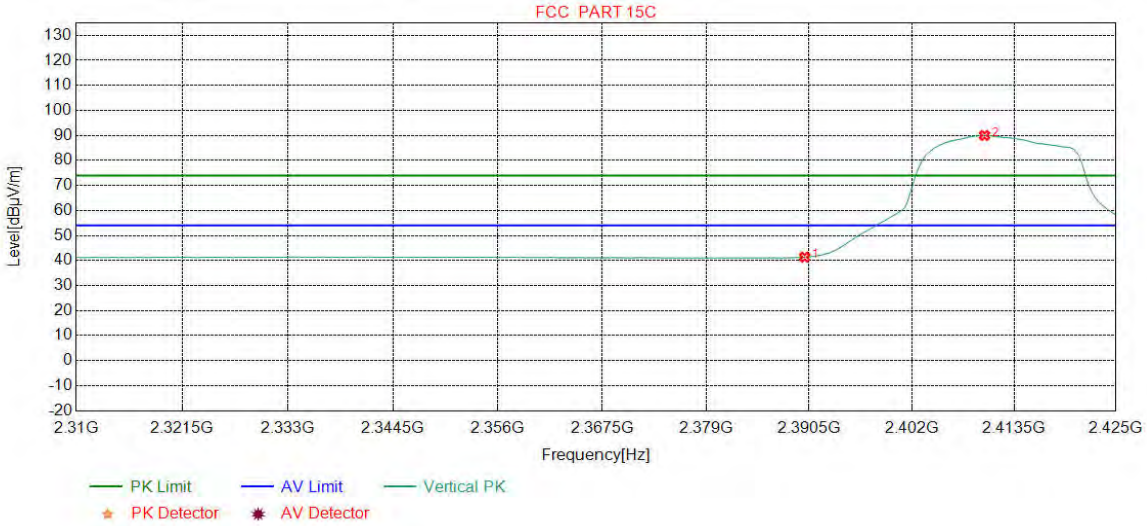

NO	Freq. [MHz]	Ant Factor [dB]	Cable loss [dB]	Pream gain [dB]	Reading [dBµV]	Level [dBµV/m]	Limit [dBµV/m]	Margin [dB]	Result	Polarity
1	2390.0000	32.25	13.37	-43.12	38.85	41.35	54.00	12.65	Pass	Vertical
2	2410.1752	32.27	13.35	-43.12	87.50	90.00	54.00	-36.00	Pass	Vertical

Mode:	802.11 n(HT20) (6.5Mbps) Transmitting	Channe	2462
Remark:	PK		

Test Graph

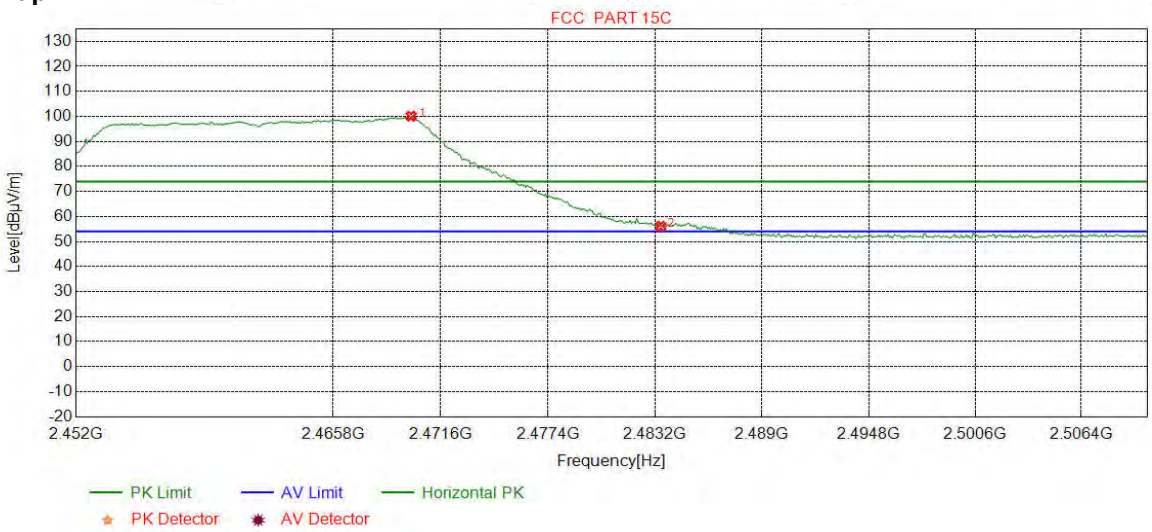

NO	Freq. [MHz]	Ant Factor [dB]	Cable loss [dB]	Pream gain [dB]	Reading [dBµV]	Level [dBµV/m]	Limit [dBµV/m]	Margin [dB]	Result	Polarity
1	2470.0025	32.36	13.44	-43.11	97.40	100.09	74.00	-26.09	Pass	Horizontal
2	2483.5000	32.38	13.38	-43.11	53.46	56.11	74.00	17.89	Pass	Horizontal

Mode:	802.11 n(HT20) (6.5Mbps) Transmitting	Channel:	2462
Remark:	PK		

Test Graph

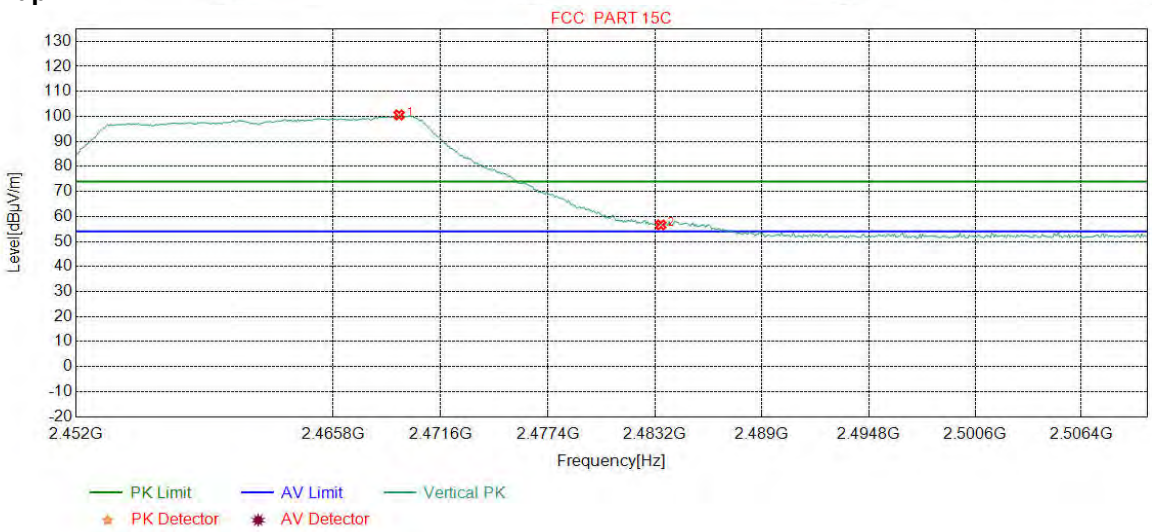

NO	Freq. [MHz]	Ant Factor [dB]	Cable loss [dB]	Pream gain [dB]	Reading [dBµV]	Level [dBµV/m]	Limit [dBµV/m]	Margin [dB]	Result	Polarity
1	2469.3492	32.36	13.44	-43.11	97.88	100.57	74.00	-26.57	Pass	Vertical
2	2483.5000	32.38	13.38	-43.11	53.99	56.64	74.00	17.36	Pass	Vertical

Mode:	802.11 n(HT20) (6.5Mbps) Transmitting	Channel:	2462
Remark:	AV		

Test Graph

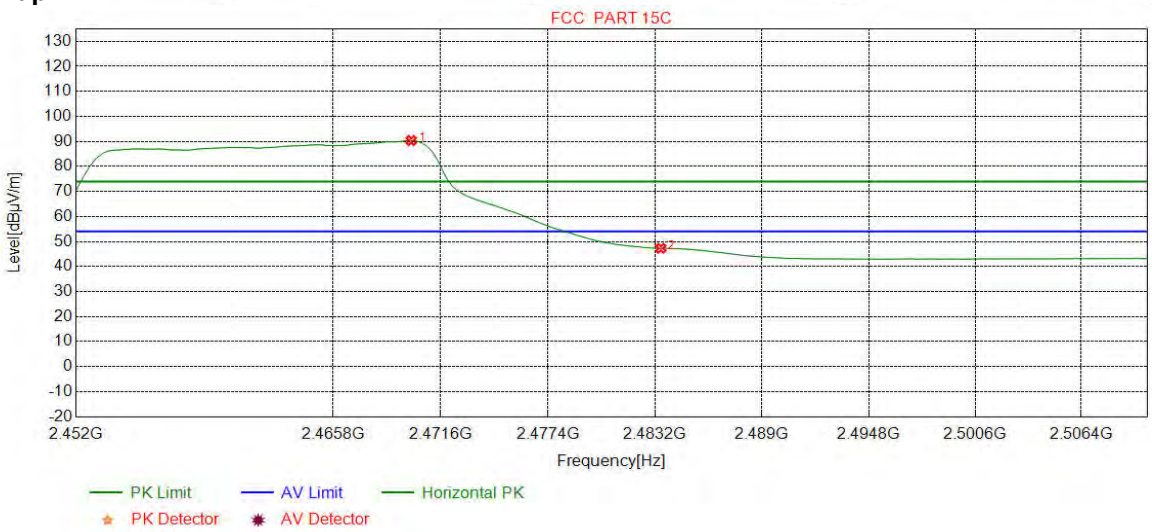

NO	Freq. [MHz]	Ant Factor [dB]	Cable loss [dB]	Pream gain [dB]	Reading [dBµV]	Level [dBµV/m]	Limit [dBµV/m]	Margin [dB]	Result	Polarity
1	2470.0025	32.36	13.44	-43.11	87.68	90.37	54.00	-36.37	Pass	Horizontal
2	2483.5000	32.38	13.38	-43.11	44.62	47.27	54.00	6.73	Pass	Horizontal

Mode:	802.11 n(HT20) (6.5Mbps) Transmitting	Channel:	2462
Remark:	AV		

Test Graph

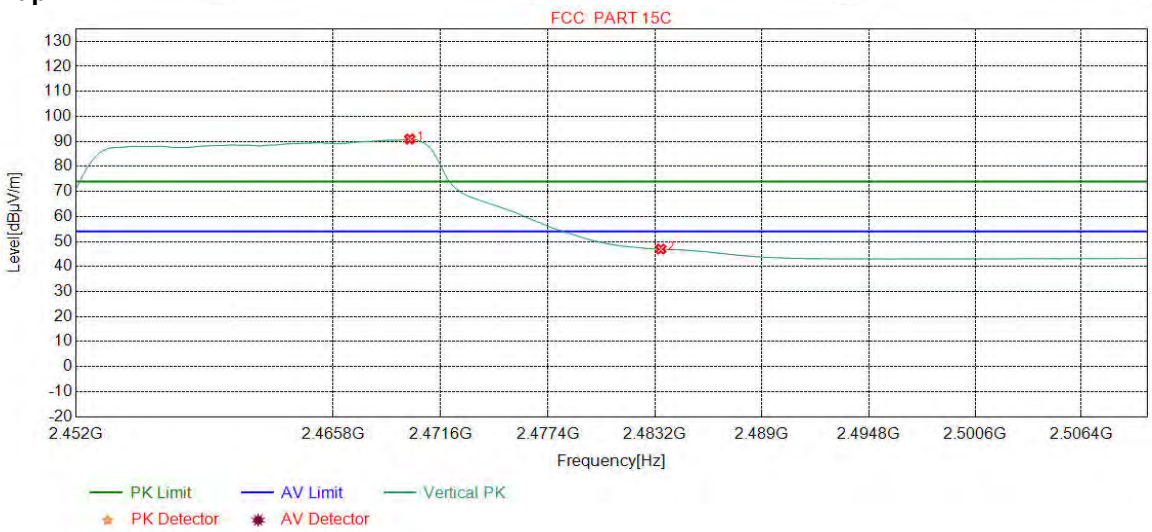

NO	Freq. [MHz]	Ant Factor [dB]	Cable loss [dB]	Pream gain [dB]	Reading [dBµV]	Level [dBµV/m]	Limit [dBµV/m]	Margin [dB]	Result	Polarity
1	2469.9299	32.36	13.44	-43.11	88.25	90.94	54.00	-36.94	Pass	Vertical
2	2483.5000	32.38	13.38	-43.11	44.31	46.96	54.00	7.04	Pass	Vertical

Mode:	802.11 n(HT40) (13.5Mbps) Transmitting	Channel:	2422
Remark:	PK		

Test Graph

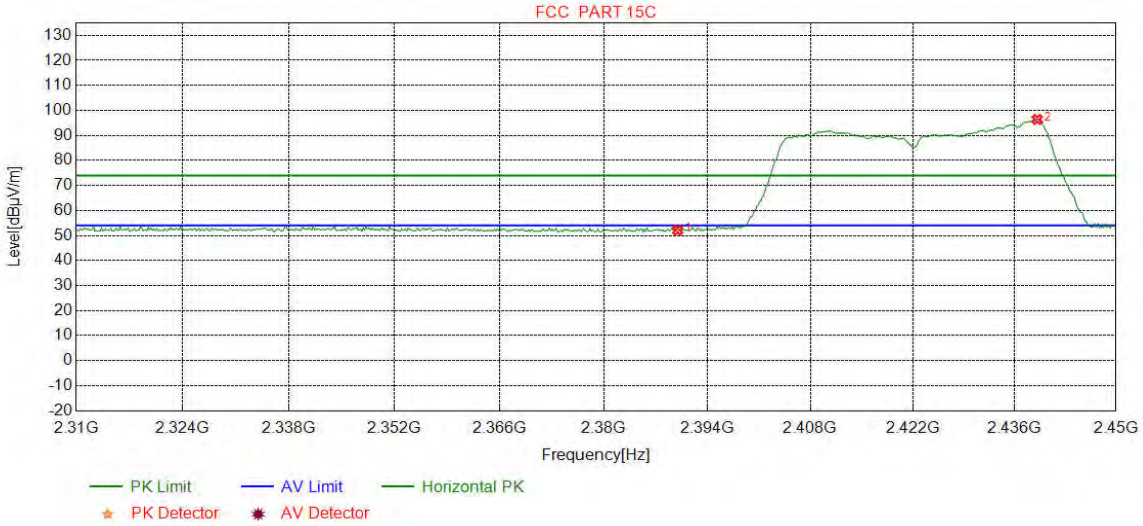

NO	Freq. [MHz]	Ant Factor [dB]	Cable loss [dB]	Pream gain [dB]	Reading [dBμV]	Level [dBμV/m]	Limit [dBμV/m]	Margin [dB]	Result	Polarity
1	2390.0000	32.25	13.37	-43.12	49.57	52.07	74.00	21.93	Pass	Horizontal
2	2439.1364	32.31	13.48	-43.11	93.71	96.39	74.00	-22.39	Pass	Horizontal

Mode:	802.11 n(HT40) (13.5Mbps) Transmitting	Channel:	2422
Remark:	PK		

Test Graph

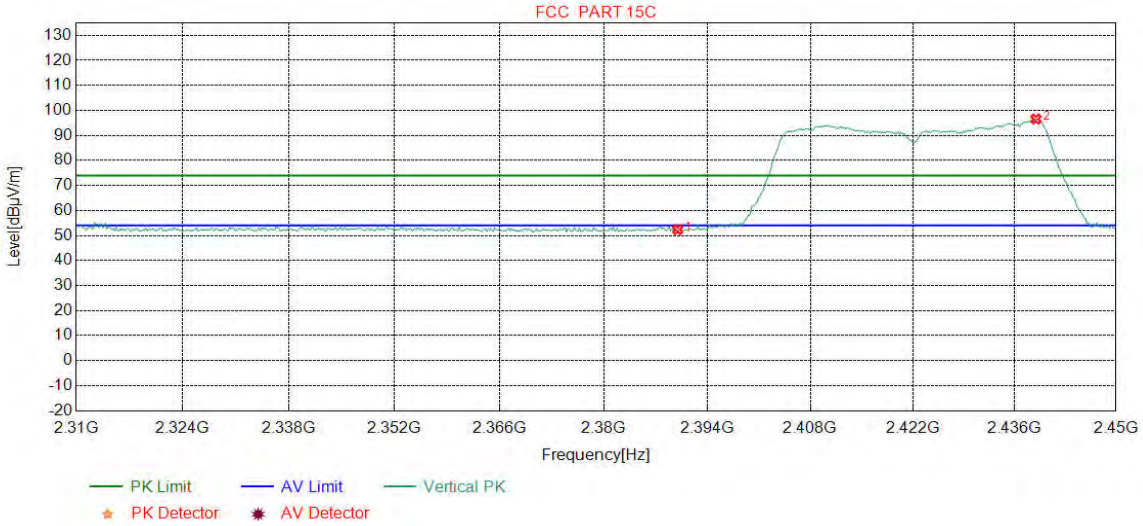

NO	Freq. [MHz]	Ant Factor [dB]	Cable loss [dB]	Pream gain [dB]	Reading [dBµV]	Level [dBµV/m]	Limit [dBµV/m]	Margin [dB]	Result	Polarity
1	2390.0000	32.25	13.37	-43.12	49.86	52.36	74.00	21.64	Pass	Vertical
2	2438.9612	32.31	13.48	-43.11	93.85	96.53	74.00	-22.53	Pass	Vertical

Mode:	802.11 n(HT40) (13.5Mbps) Transmitting	Channel:	2422
Remark:	AV		

Test Graph

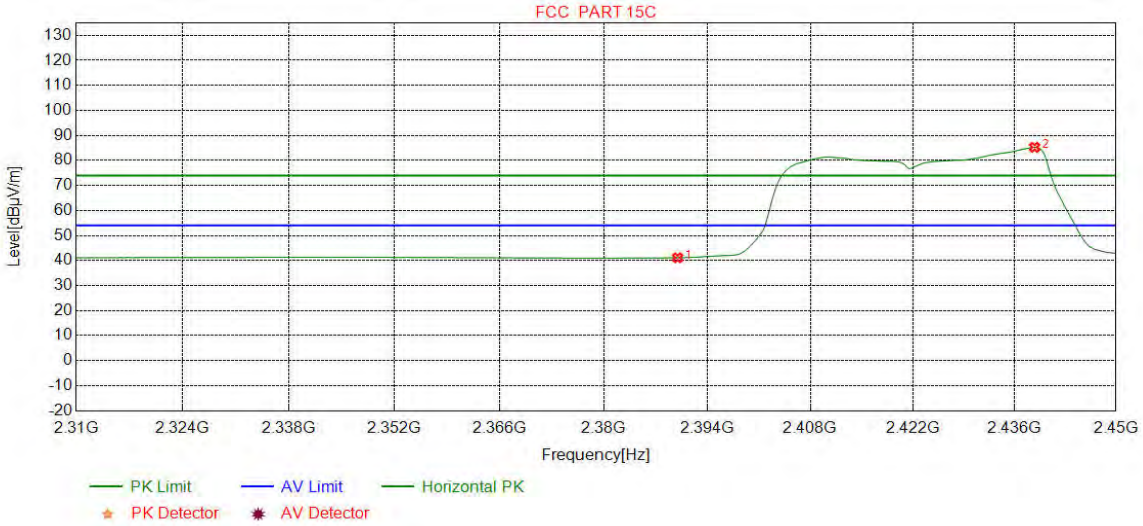

NO	Freq. [MHz]	Ant Factor [dB]	Cable loss [dB]	Pream gain [dB]	Reading [dBµV]	Level [dBµV/m]	Limit [dBµV/m]	Margin [dB]	Result	Polarity
1	2390.0000	32.25	13.37	-43.12	38.61	41.11	54.00	12.89	Pass	Horizontal
2	2438.7860	32.31	13.48	-43.11	82.58	85.26	54.00	-31.26	Pass	Horizontal

Mode:	802.11 n(HT40) (13.5Mbps) Transmitting	Channel:	2422
Remark:	AV		

Test Graph

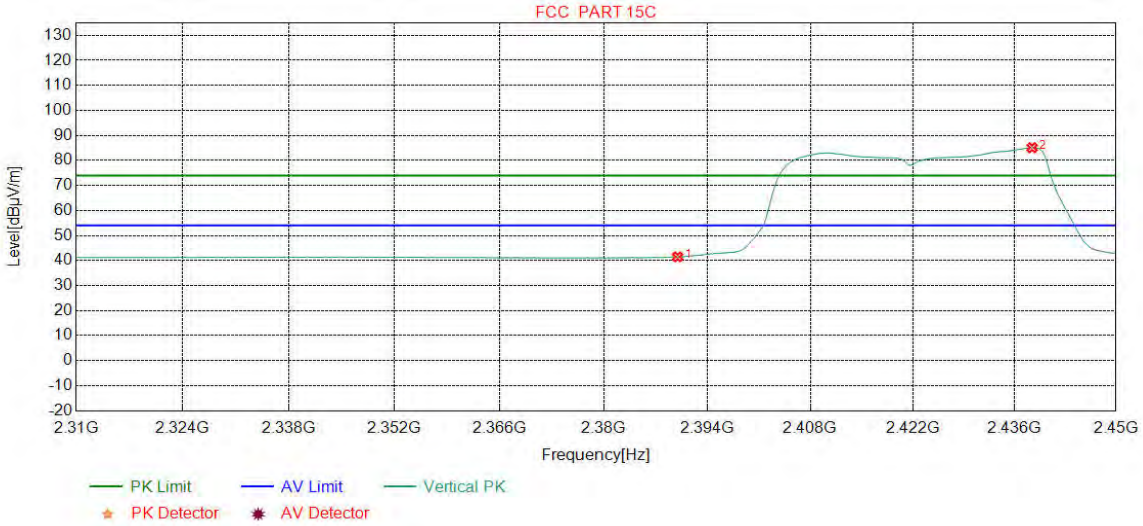

NO	Freq. [MHz]	Ant Factor [dB]	Cable loss [dB]	Pream gain [dB]	Reading [dBμV]	Level [dBμV/m]	Limit [dBμV/m]	Margin [dB]	Result	Polarity
1	2390.0000	32.25	13.37	-43.12	38.96	41.46	54.00	12.54	Pass	Vertical
2	2438.4355	32.31	13.48	-43.11	82.41	85.09	54.00	-31.09	Pass	Vertical

Mode:	802.11 n(HT40) (13.5Mbps) Transmitting	Channel:	2452
Remark:	PK		

Test Graph

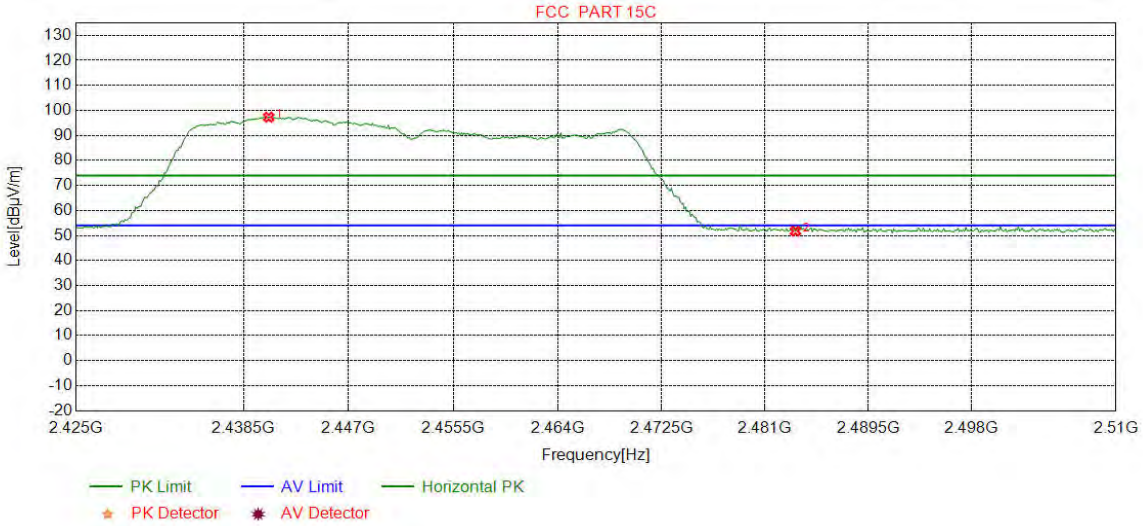

NO	Freq. [MHz]	Ant Factor [dB]	Cable loss [dB]	Pream gain [dB]	Reading [dBµV]	Level [dBµV/m]	Limit [dBµV/m]	Margin [dB]	Result	Polarity
1	2440.5319	32.32	13.49	-43.12	94.62	97.31	74.00	-23.31	Pass	Horizontal
2	2483.5000	32.38	13.38	-43.11	49.07	51.72	74.00	22.28	Pass	Horizontal

Mode:	802.11 n(HT40) (13.5Mbps) Transmitting	Channel:	2452
Remark:	PK		

Test Graph

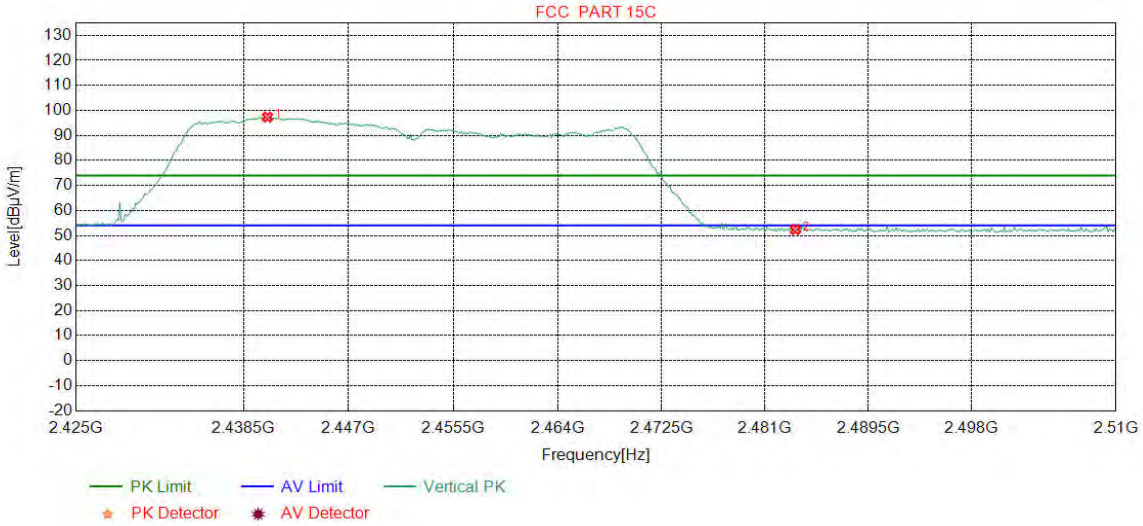

NO	Freq. [MHz]	Ant Factor [dB]	Cable loss [dB]	Pream gain [dB]	Reading [dBµV]	Level [dBµV/m]	Limit [dBµV/m]	Margin [dB]	Result	Polarity
1	2440.4255	32.32	13.49	-43.12	94.66	97.35	74.00	-23.35	Pass	Vertical
2	2483.5000	32.38	13.38	-43.11	49.74	52.39	74.00	21.61	Pass	Vertical

Mode:	802.11 n(HT40) (13.5Mbps) Transmitting	Channel:	2452
Remark:	AV		

Test Graph

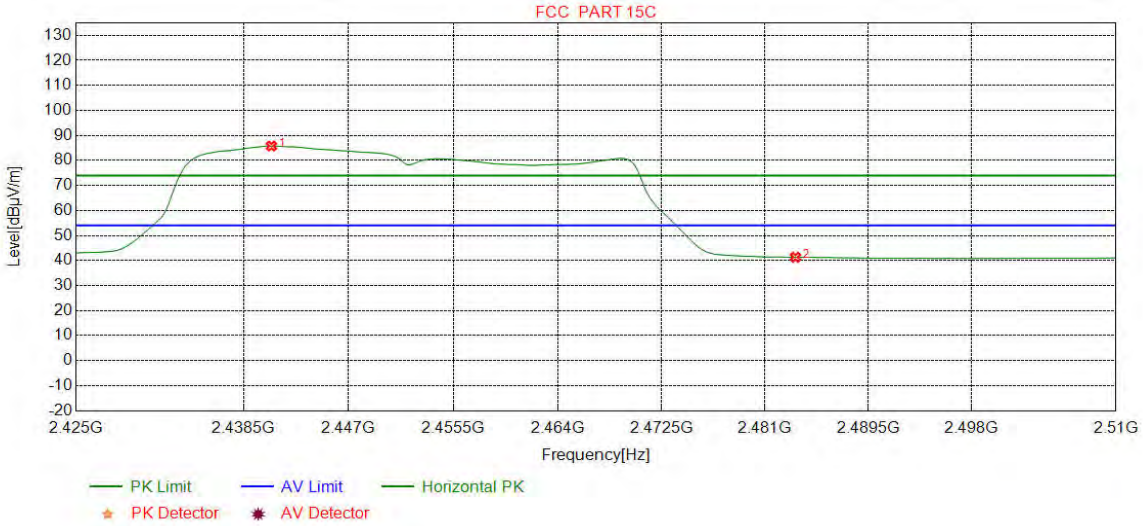

NO	Freq. [MHz]	Ant Factor [dB]	Cable loss [dB]	Pream gain [dB]	Reading [dBµV]	Level [dBµV/m]	Limit [dBµV/m]	Margin [dB]	Result	Polarity
1	2440.7447	32.32	13.49	-43.12	83.06	85.75	54.00	-31.75	Pass	Horizontal
2	2483.5000	32.38	13.38	-43.11	38.67	41.32	54.00	12.68	Pass	Horizontal

Mode:	802.11 n(HT40) (13.5Mbps) Transmitting	Channel:	2452
Remark:	AV		

Test Graph

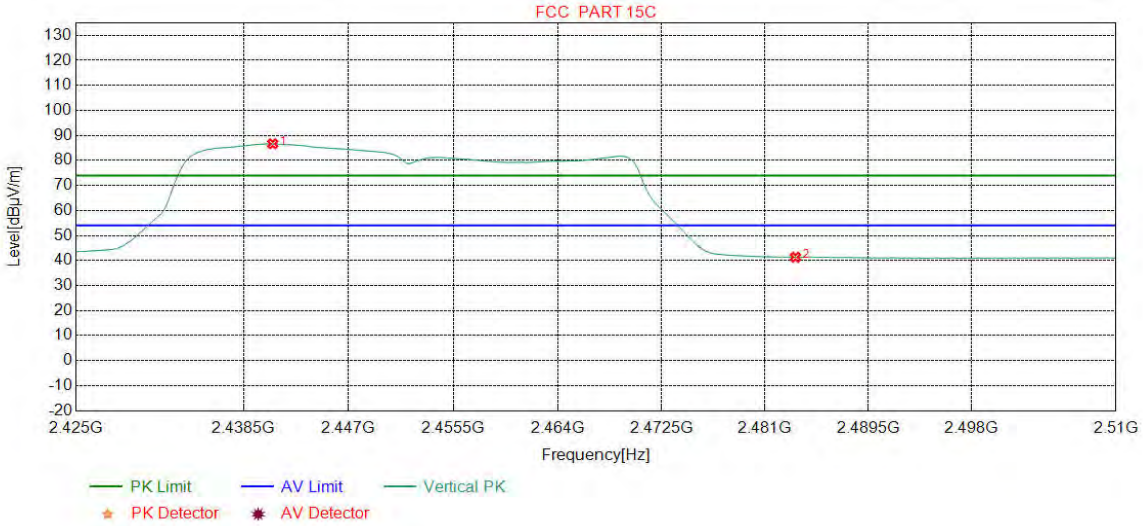

NO	Freq. [MHz]	Ant Factor [dB]	Cable loss [dB]	Pream gain [dB]	Reading [dBµV]	Level [dBµV/m]	Limit [dBµV/m]	Margin [dB]	Result	Polarity
1	2440.8511	32.32	13.49	-43.12	83.96	86.65	54.00	-32.65	Pass	Vertical
2	2483.5000	32.38	13.38	-43.11	38.69	41.34	54.00	12.66	Pass	Vertical

ANT2

Mode:	802.11 b(11Mbps) Transmitting	Channel:	2412
Remark:	PK		

Test Graph

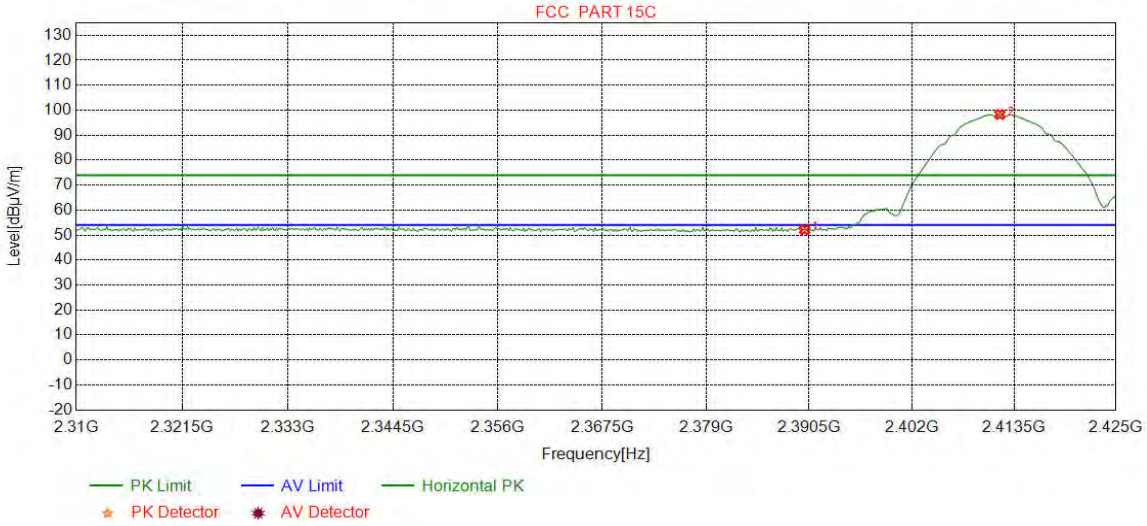

NO	Freq. [MHz]	Ant Factor [dB]	Cable loss [dB]	Pream gain [dB]	Reading [dBµV]	Level [dBµV/m]	Limit [dBµV/m]	Margin [dB]	Result	Polarity
1	2390.0000	32.25	13.37	-43.12	49.61	52.11	74.00	21.89	Pass	Horizontal
2	2411.9024	32.28	13.35	-43.12	95.76	98.27	74.00	-24.27	Pass	Horizontal

Mode:	802.11 b(11Mbps) Transmitting	Channel:	2412
Remark:	PK		

Test Graph

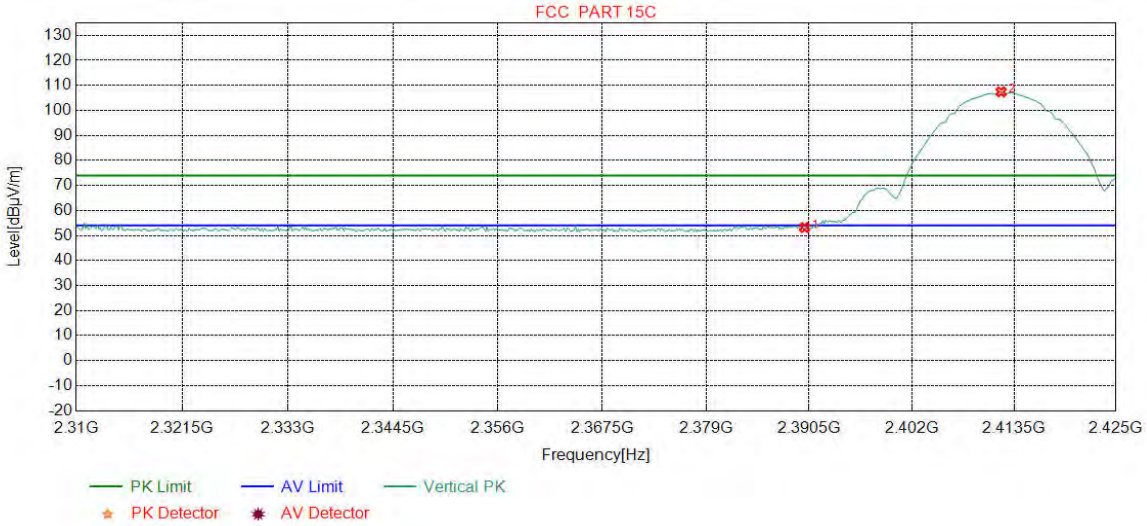

NO	Freq. [MHz]	Ant Factor [dB]	Cable loss [dB]	Pream gain [dB]	Reading [dBµV]	Level [dBµV/m]	Limit [dBµV/m]	Margin [dB]	Result	Polarity
1	2390.0000	32.25	13.37	-43.12	50.67	53.17	74.00	20.83	Pass	Vertical
2	2412.0463	32.28	13.36	-43.13	104.92	107.43	74.00	-33.43	Pass	Vertical

Mode:	802.11 b(11Mbps) Transmitting	Channel:	2412
Remark:	AV		

Test Graph

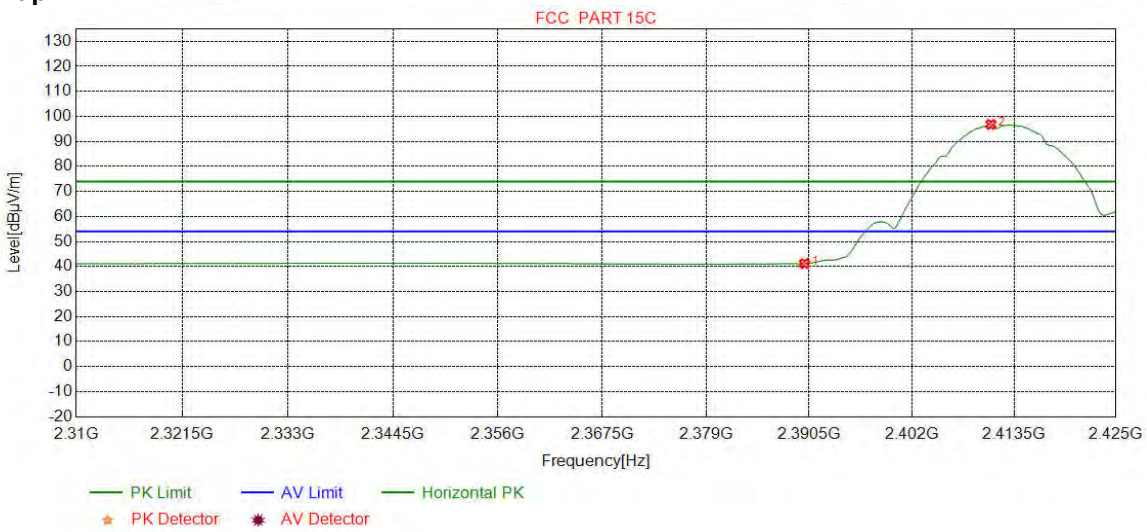

NO	Freq. [MHz]	Ant Factor [dB]	Cable loss [dB]	Pream gain [dB]	Reading [dBμV]	Level [dBμV/m]	Limit [dBμV/m]	Margin [dB]	Result	Polarity
1	2390.0000	32.25	13.37	-43.12	38.66	41.16	54.00	12.84	Pass	Horizontal
2	2410.8949	32.28	13.35	-43.12	94.28	96.79	54.00	-42.79	Pass	Horizontal

Mode:	802.11 b(11Mbps) Transmitting	Channel:	2412
Remark:	AV		

Test Graph

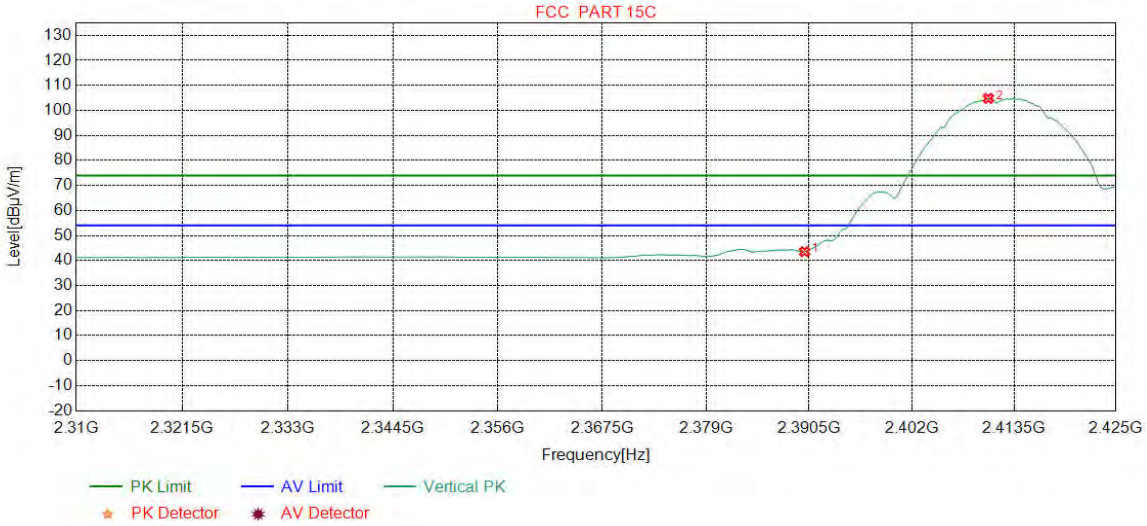

NO	Freq. [MHz]	Ant Factor [dB]	Cable loss [dB]	Pream gain [dB]	Reading [dBμV]	Level [dBμV/m]	Limit [dBμV/m]	Margin [dB]	Result	Polarity
1	2390.0000	32.25	13.37	-43.12	41.05	43.55	54.00	10.45	Pass	Vertical
2	2410.6070	32.27	13.35	-43.11	102.28	104.79	54.00	-50.79	Pass	Vertical

Mode:	802.11 b(11Mbps) Transmitting	Channel:	2462
Remark:	PK		

Test Graph

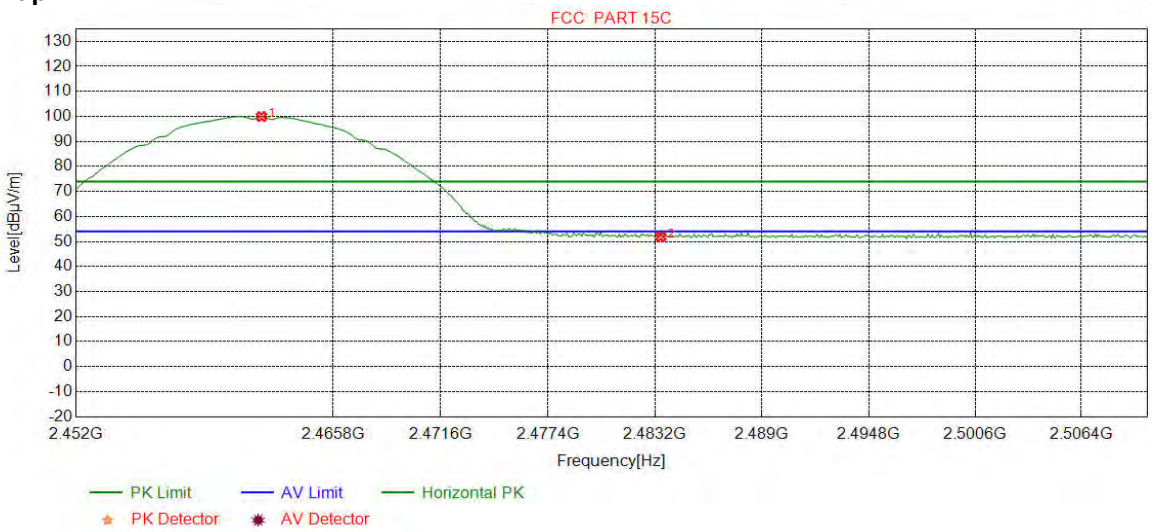

NO	Freq. [MHz]	Ant Factor [dB]	Cable loss [dB]	Pream gain [dB]	Reading [dBμV]	Level [dBμV/m]	Limit [dBμV/m]	Margin [dB]	Result	Polarity
1	2461.9449	32.35	13.48	-43.12	97.21	99.92	74.00	-25.92	Pass	Horizontal
2	2483.5000	32.38	13.38	-43.11	49.26	51.91	74.00	22.09	Pass	Horizontal

Mode:	802.11 b(11Mbps) Transmitting	Channel:	2462
Remark:	PK		

Test Graph

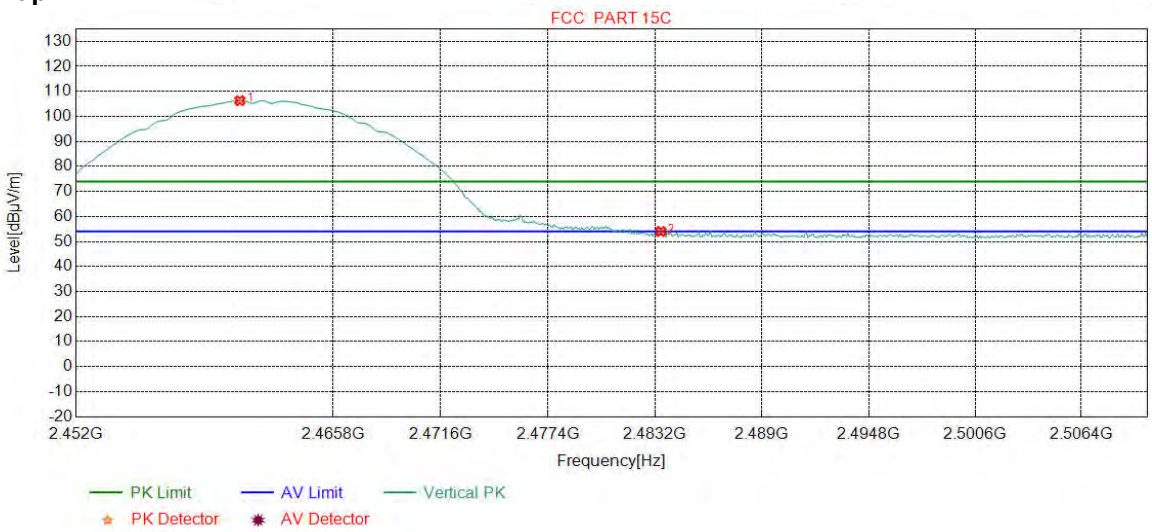

NO	Freq. [MHz]	Ant Factor [dB]	Cable loss [dB]	Pream gain [dB]	Reading [dBµV]	Level [dBµV/m]	Limit [dBµV/m]	Margin [dB]	Result	Polarity
1	2460.7835	32.35	13.48	-43.11	103.58	106.30	74.00	-32.30	Pass	Vertical
2	2483.5000	32.38	13.38	-43.11	51.37	54.02	74.00	19.98	Pass	Vertical

Mode:	802.11 b(11Mbps) Transmitting	Channel:	2462
Remark:	AV		

Test Graph

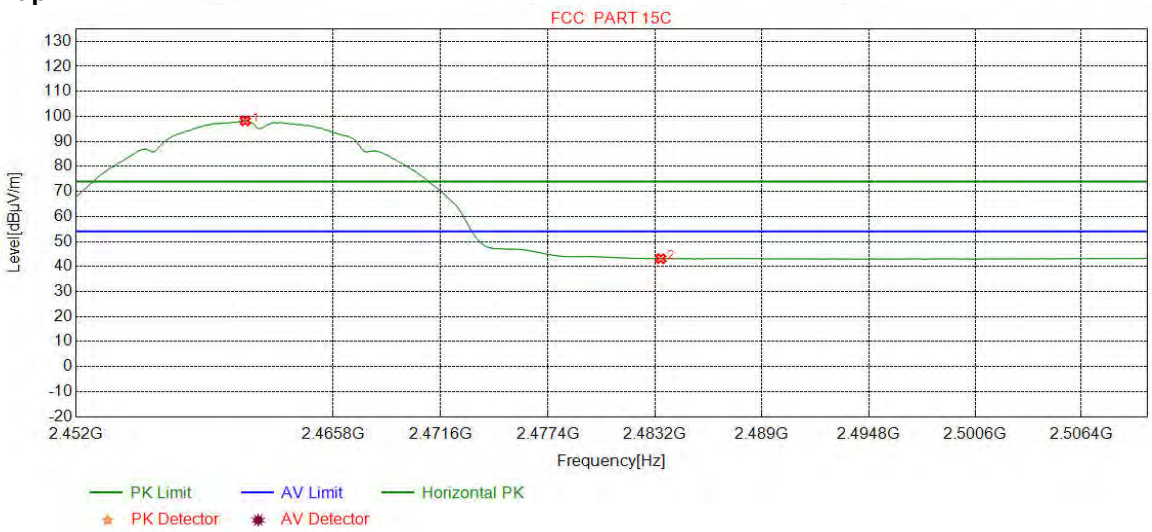

NO	Freq. [MHz]	Ant Factor [dB]	Cable loss [dB]	Pream gain [dB]	Reading [dBµV]	Level [dBµV/m]	Limit [dBµV/m]	Margin [dB]	Result	Polarity
1	2461.0738	32.35	13.48	-43.11	95.52	98.24	54.00	-44.24	Pass	Horizontal
2	2483.5000	32.38	13.38	-43.11	40.52	43.17	54.00	10.83	Pass	Horizontal

Mode:	802.11 b(11Mbps) Transmitting	Channel:	2462
Remark:	AV		

Test Graph

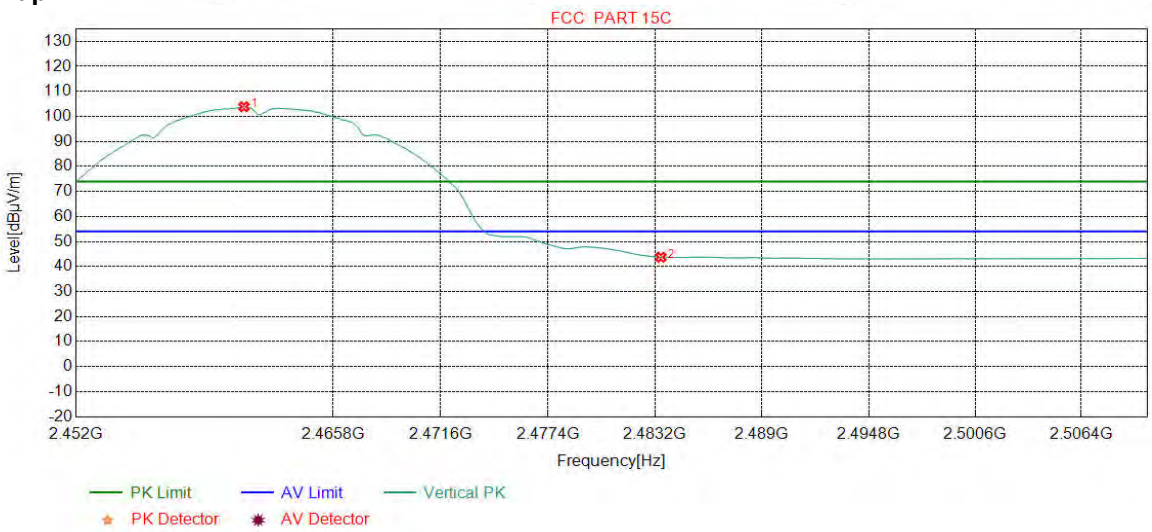

NO	Freq. [MHz]	Ant Factor [dB]	Cable loss [dB]	Pream gain [dB]	Reading [dBµV]	Level [dBµV/m]	Limit [dBµV/m]	Margin [dB]	Result	Polarity
1	2461.0013	32.35	13.48	-43.11	101.14	103.86	54.00	-49.86	Pass	Vertical
2	2483.5000	32.38	13.38	-43.11	41.07	43.72	54.00	10.28	Pass	Vertical

Mode:	802.11 g(6Mbps) Transmitting	Channel:	2412
Remark:	PK		

Test Graph

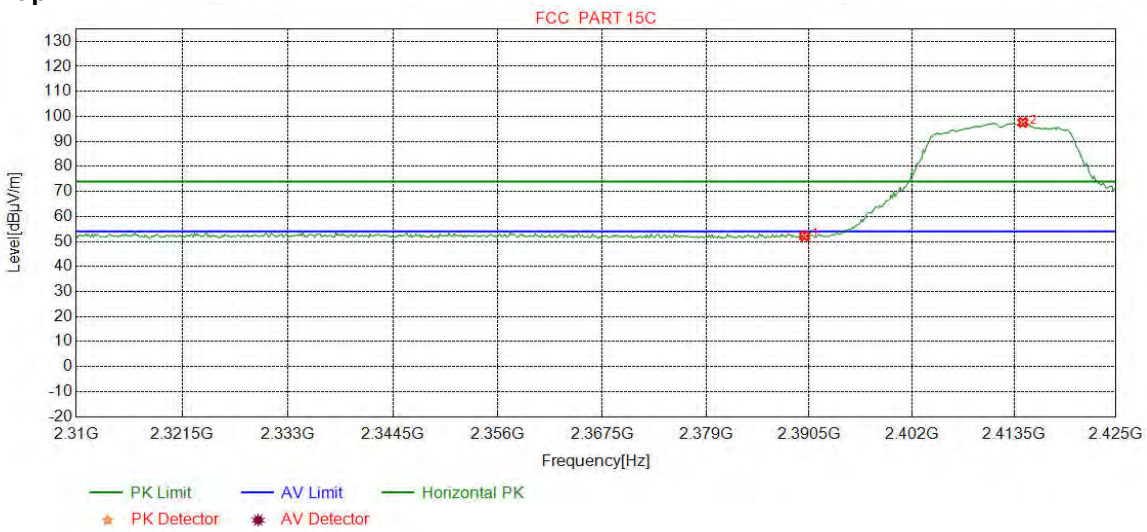

NO	Freq. [MHz]	Ant Factor [dB]	Cable loss [dB]	Pream gain [dB]	Reading [dBμV]	Level [dBμV/m]	Limit [dBμV/m]	Margin [dB]	Result	Polarity
1	2390.0000	32.25	13.37	-43.12	49.71	52.21	74.00	21.79	Pass	Horizontal
2	2414.4931	32.28	13.37	-43.12	95.04	97.57	74.00	-23.57	Pass	Horizontal

Mode:	802.11 g(6Mbps) Transmitting	Channel:	2412
Remark:	PK		

Test Graph

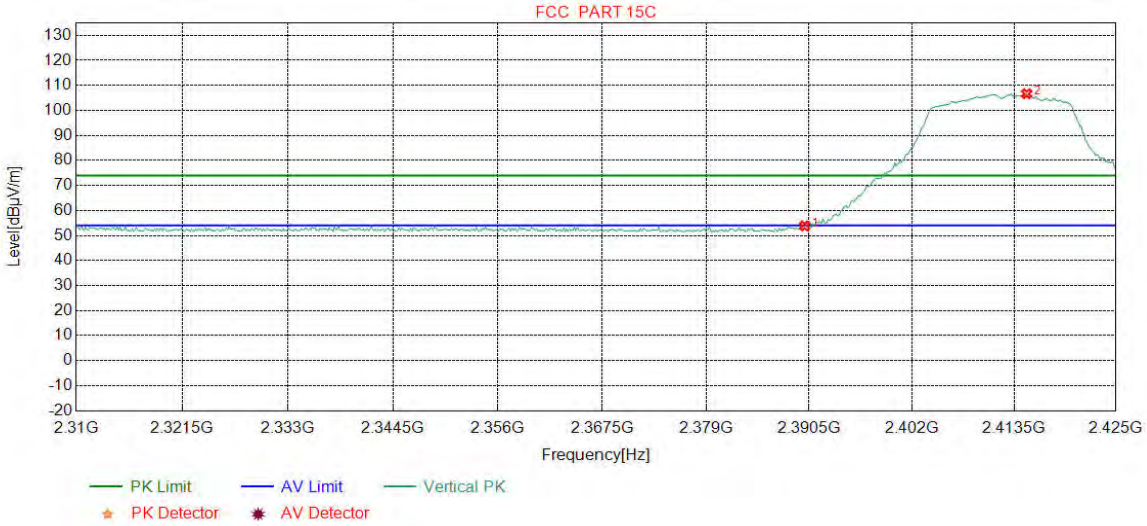

NO	Freq. [MHz]	Ant Factor [dB]	Cable loss [dB]	Pream gain [dB]	Reading [dBμV]	Level [dBμV/m]	Limit [dBμV/m]	Margin [dB]	Result	Polarity
1	2390.0000	32.25	13.37	-43.12	51.32	53.82	74.00	20.18	Pass	Vertical
2	2414.9249	32.28	13.37	-43.12	104.12	106.65	74.00	-32.65	Pass	Vertical

Mode:	802.11 g(6Mbps) Transmitting	Channel:	2412
Remark:	AV		

Test Graph

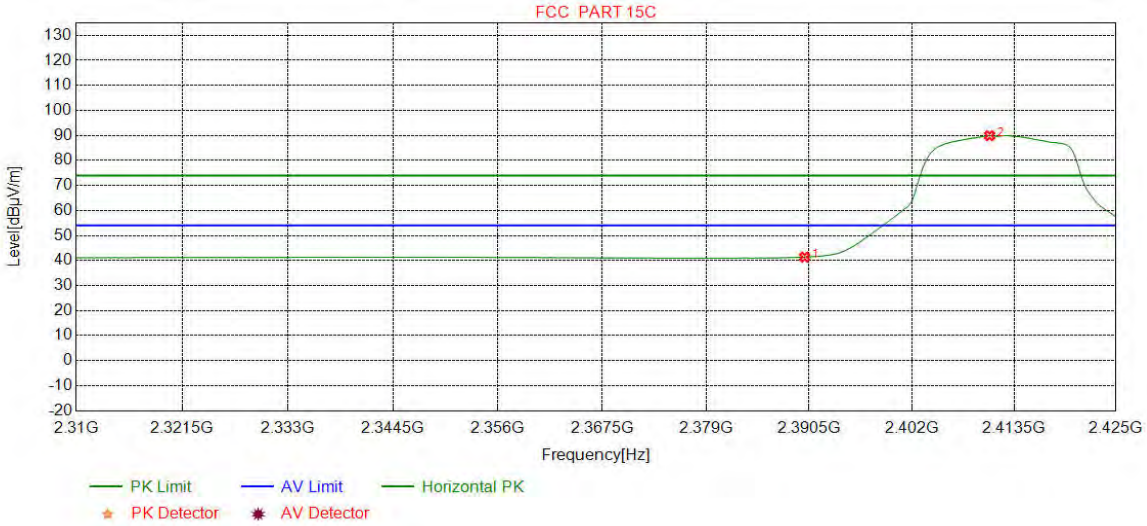

NO	Freq. [MHz]	Ant Factor [dB]	Cable loss [dB]	Pream gain [dB]	Reading [dBμV]	Level [dBμV/m]	Limit [dBμV/m]	Margin [dB]	Result	Polarity
1	2390.0000	32.25	13.37	-43.12	38.89	41.39	54.00	12.61	Pass	Horizontal
2	2410.7509	32.28	13.35	-43.12	87.39	89.90	54.00	-35.90	Pass	Horizontal

Mode:	802.11 g(6Mbps) Transmitting	Channel:	2412
Remark:	AV		

Test Graph

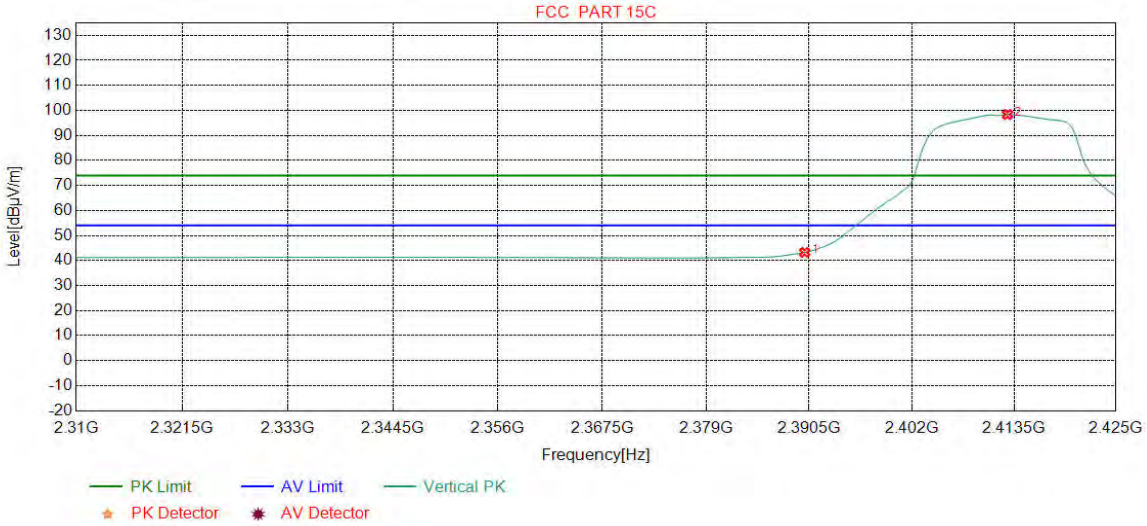

NO	Freq. [MHz]	Ant Factor [dB]	Cable loss [dB]	Pream gain [dB]	Reading [dBμV]	Level [dBμV/m]	Limit [dBμV/m]	Margin [dB]	Result	Polarity
1	2390.0000	32.25	13.37	-43.12	40.76	43.26	54.00	10.74	Pass	Vertical
2	2412.7660	32.28	13.36	-43.12	95.83	98.35	54.00	-44.35	Pass	Vertical

Mode:	802.11 g(6Mbps) Transmitting	Channel:	2462
Remark:	PK		

Test Graph

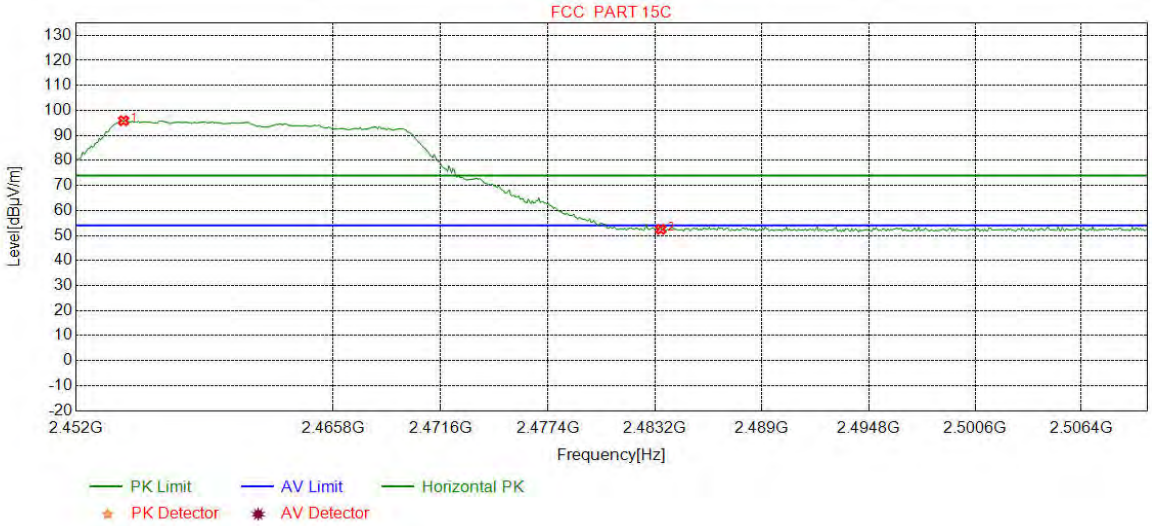

NO	Freq. [MHz]	Ant Factor [dB]	Cable loss [dB]	Pream gain [dB]	Reading [dBµV]	Level [dBµV/m]	Limit [dBµV/m]	Margin [dB]	Result	Polarity
1	2454.5407	32.34	13.51	-43.11	93.14	95.88	74.00	-21.88	Pass	Horizontal
2	2483.5000	32.38	13.38	-43.11	49.79	52.44	74.00	21.56	Pass	Horizontal

Mode:	802.11 g(6Mbps) Transmitting	Channel:	2462
Remark:	PK		

Test Graph

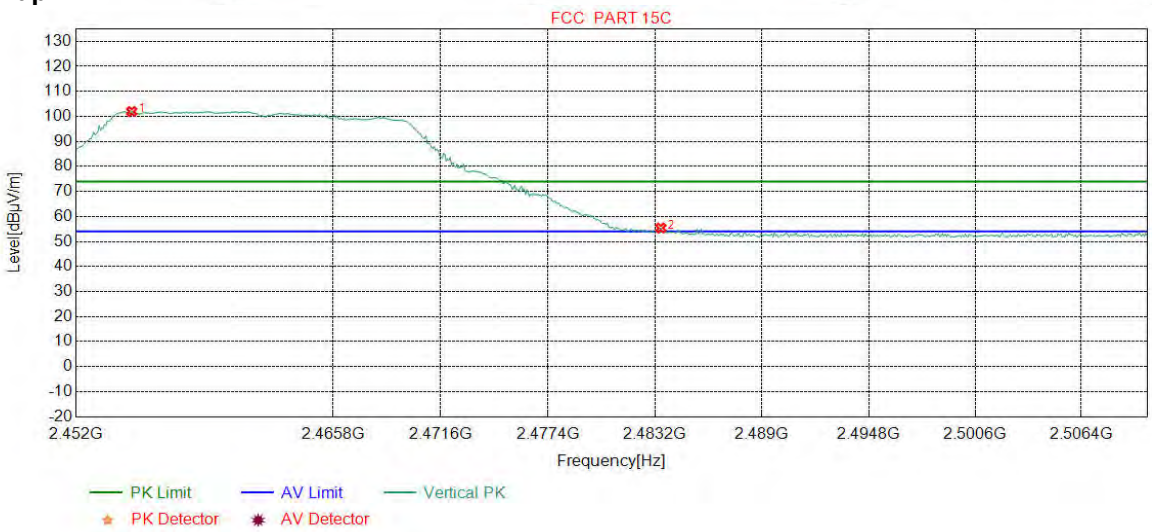

NO	Freq. [MHz]	Ant Factor [dB]	Cable loss [dB]	Pream gain [dB]	Reading [dBµV]	Level [dBµV/m]	Limit [dBµV/m]	Margin [dB]	Result	Polarity
1	2454.9762	32.34	13.51	-43.11	99.22	101.96	74.00	-27.96	Pass	Vertical
2	2483.5000	32.38	13.38	-43.11	52.75	55.40	74.00	18.60	Pass	Vertical

Mode:	802.11 g(6Mbps) Transmitting	Channel:	2462
Remark:	AV		

Test Graph

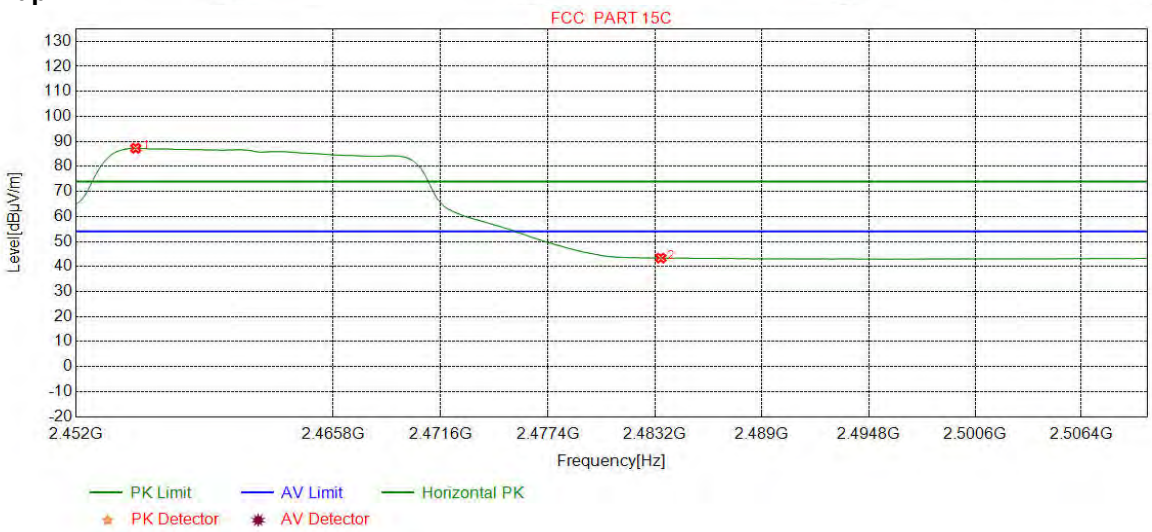

NO	Freq. [MHz]	Ant Factor [dB]	Cable loss [dB]	Pream gain [dB]	Reading [dBµV]	Level [dBµV/m]	Limit [dBµV/m]	Margin [dB]	Result	Polarity
1	2455.1940	32.34	13.51	-43.12	84.55	87.28	54.00	-33.28	Pass	Horizontal
2	2483.5000	32.38	13.38	-43.11	40.76	43.41	54.00	10.59	Pass	Horizontal

Mode:	802.11 g(6Mbps) Transmitting	Channel:	2462
Remark:	AV		

Test Graph

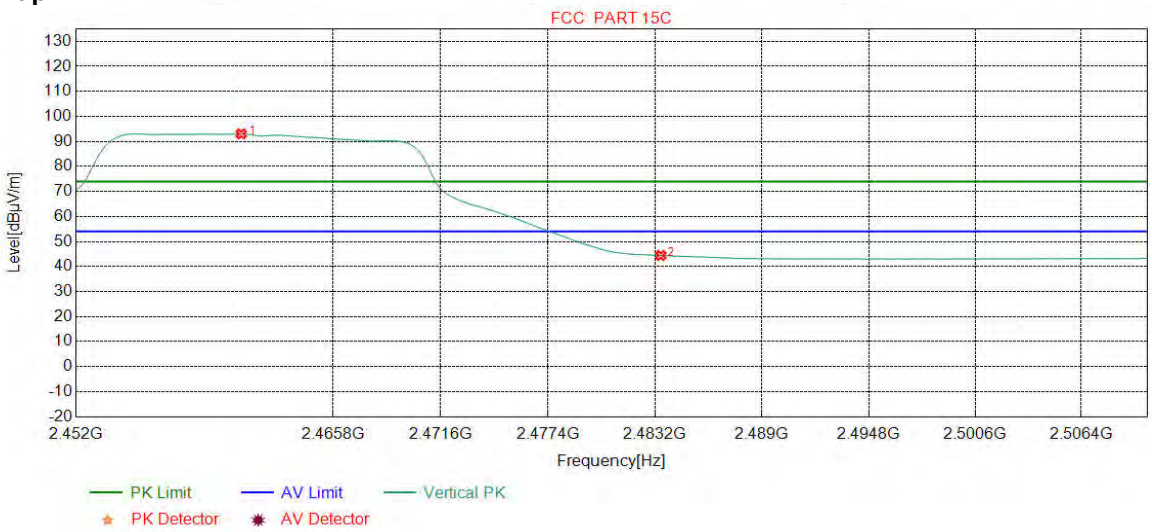

NO	Freq. [MHz]	Ant Factor [dB]	Cable loss [dB]	Pream gain [dB]	Reading [dBμV]	Level [dBμV/m]	Limit [dBμV/m]	Margin [dB]	Result	Polarity
1	2460.8561	32.35	13.48	-43.11	90.29	93.01	54.00	-39.01	Pass	Vertical
2	2483.5000	32.38	13.38	-43.11	41.75	44.40	54.00	9.60	Pass	Vertical

Mode:	802.11 n(HT20) (6.5Mbps) Transmitting	Chann	2412
Remark:	PK		

Test Graph

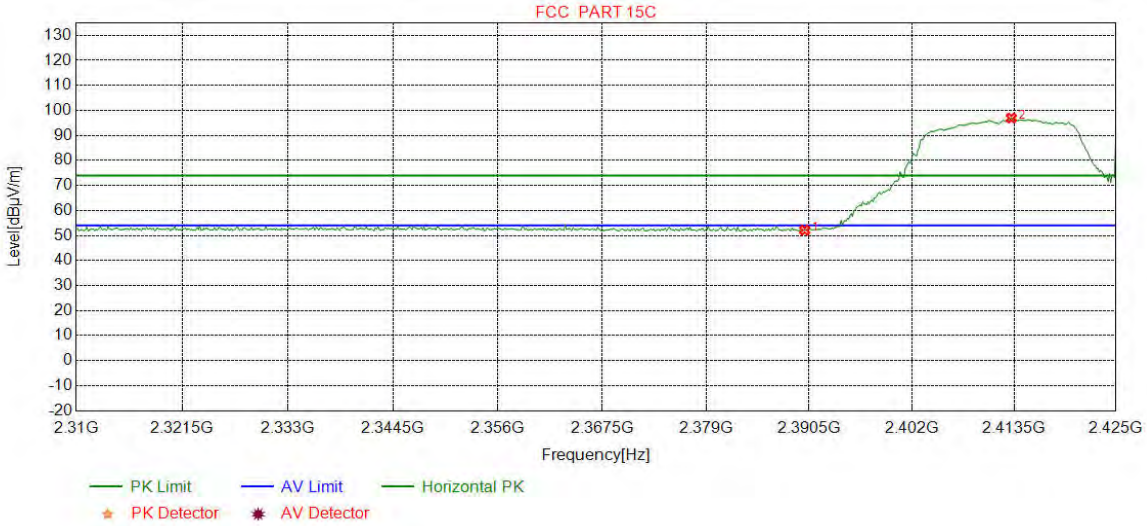

NO	Freq. [MHz]	Ant Factor [dB]	Cable loss [dB]	Pream gain [dB]	Reading [dBµV]	Level [dBµV/m]	Limit [dBµV/m]	Margin [dB]	Result	Polarity
1	2390.0000	32.25	13.37	-43.12	49.62	52.12	74.00	21.88	Pass	Horizontal
2	2413.1977	32.28	13.36	-43.12	94.43	96.95	74.00	-22.95	Pass	Horizontal

Mode:	802.11 n(HT20) (6.5Mbps) Transmitting	Channel:	2412
Remark:	PK		

Test Graph

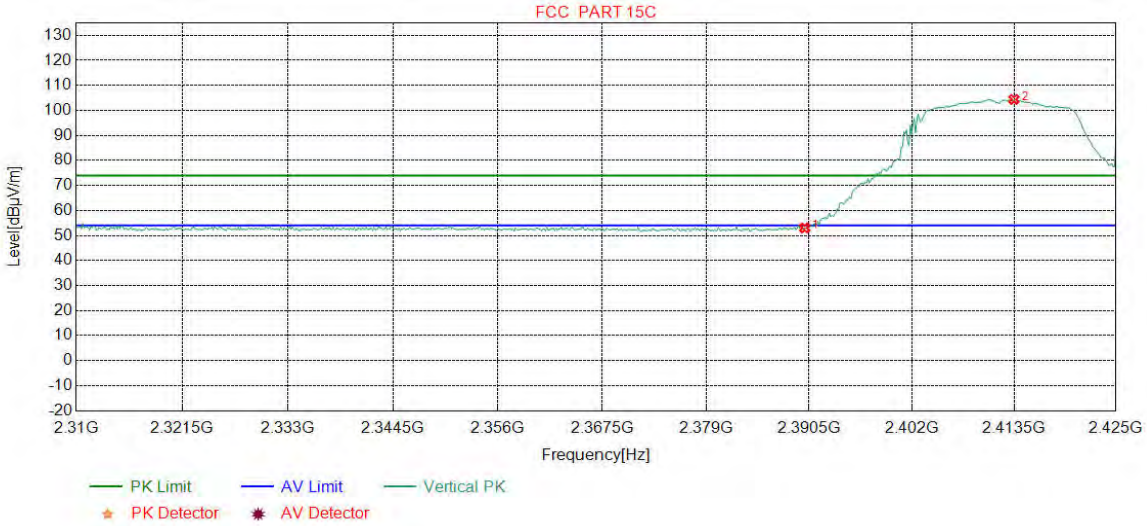

NO	Freq. [MHz]	Ant Factor [dB]	Cable loss [dB]	Pream gain [dB]	Reading [dBµV]	Level [dBµV/m]	Limit [dBµV/m]	Margin [dB]	Result	Polarity
1	2390.0000	32.25	13.37	-43.12	50.53	53.03	74.00	20.97	Pass	Vertical
2	2413.4856	32.28	13.36	-43.12	101.88	104.40	74.00	-30.40	Pass	Vertical

Mode:	802.11 n(HT20) (6.5Mbps) Transmitting	Channel:	2412
Remark:	AV		

Test Graph

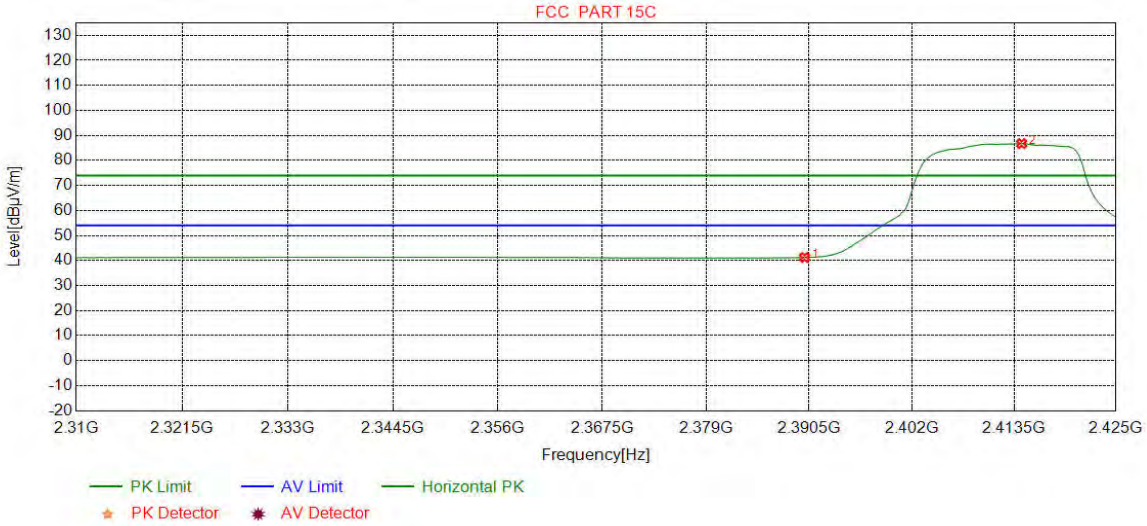

NO	Freq. [MHz]	Ant Factor [dB]	Cable loss [dB]	Pream gain [dB]	Reading [dBμV]	Level [dBμV/m]	Limit [dBμV/m]	Margin [dB]	Result	Polarity
1	2390.0000	32.25	13.37	-43.12	38.72	41.22	54.00	12.78	Pass	Horizontal
2	2414.3492	32.28	13.37	-43.12	84.19	86.72	54.00	-32.72	Pass	Horizontal

Mode:	802.11 n(HT20) (6.5Mbps) Transmitting	Channel:	2412
Remark:	AV		

Test Graph

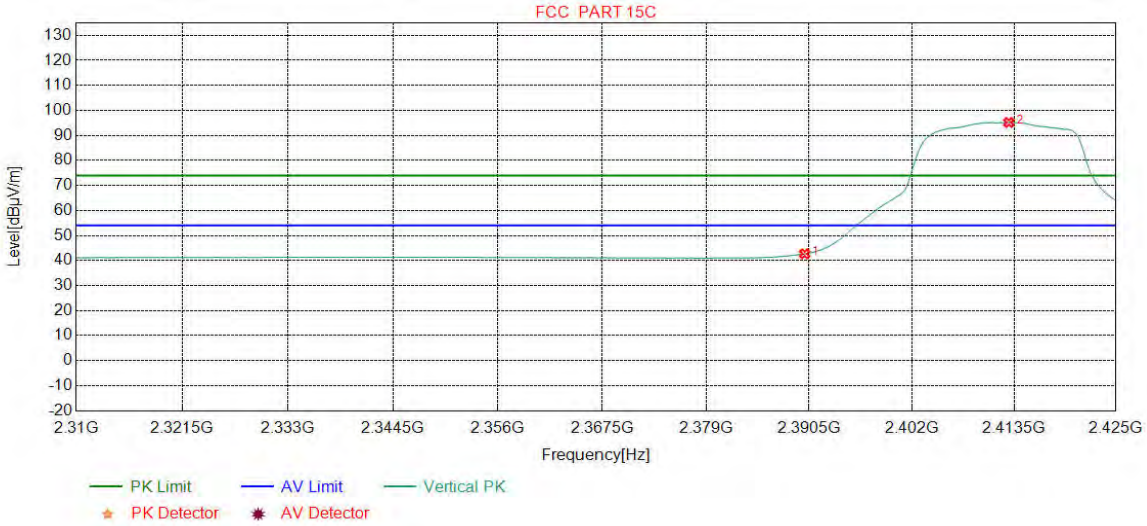

NO	Freq. [MHz]	Ant Factor [dB]	Cable loss [dB]	Pream gain [dB]	Reading [dBµV]	Level [dBµV/m]	Limit [dBµV/m]	Margin [dB]	Result	Polarity
1	2390.0000	32.25	13.37	-43.12	40.17	42.67	54.00	11.33	Pass	Vertical
2	2412.9099	32.28	13.36	-43.12	92.68	95.20	54.00	-41.20	Pass	Vertical

Mode:	802.11 n(HT20) (6.5Mbps) Transmitting	Channel:	2462
Remark:	PK		

Test Graph

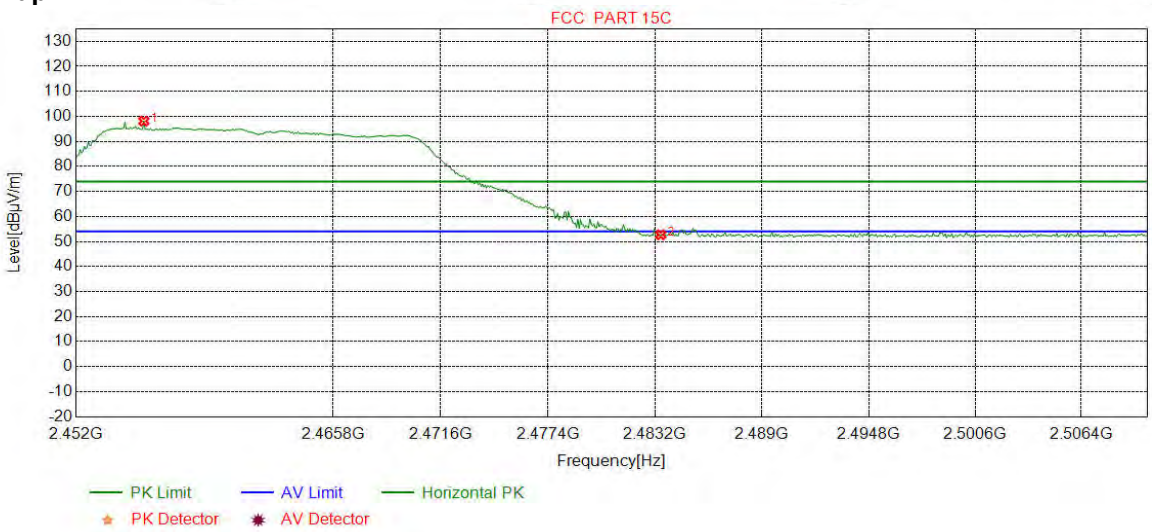

NO	Freq. [MHz]	Ant Factor [dB]	Cable loss [dB]	Pream gain [dB]	Reading [dBµV]	Level [dBµV/m]	Limit [dBµV/m]	Margin [dB]	Result	Polarity
1	2455.6295	32.34	13.50	-43.11	95.40	98.13	74.00	-24.13	Pass	Horizontal
2	2483.5000	32.38	13.38	-43.11	50.04	52.69	74.00	21.31	Pass	Horizontal

Mode:	802.11 n(HT20) (6.5Mbps) Transmitting	Channel:	2462
Remark:	PK		

Test Graph

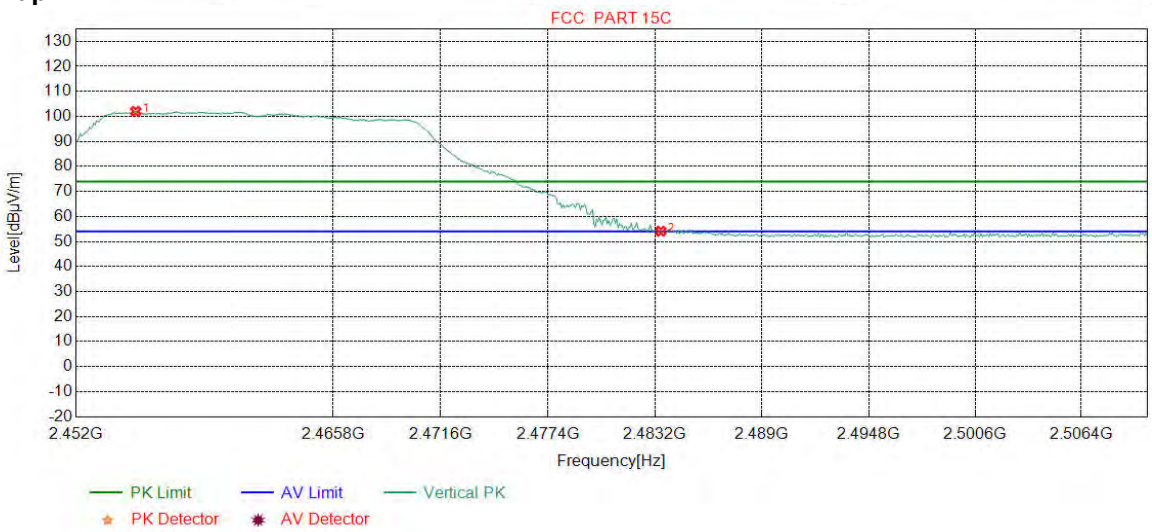

NO	Freq. [MHz]	Ant Factor [dB]	Cable loss [dB]	Pream gain [dB]	Reading [dBµV]	Level [dBµV/m]	Limit [dBµV/m]	Margin [dB]	Result	Polarity
1	2455.1940	32.34	13.51	-43.12	99.30	102.03	74.00	-28.03	Pass	Vertical
2	2483.5000	32.38	13.38	-43.11	51.47	54.12	74.00	19.88	Pass	Vertical

Mode:	802.11 n(HT20) (6.5Mbps) Transmitting	Channel:	2462
Remark:	AV		

Test Graph

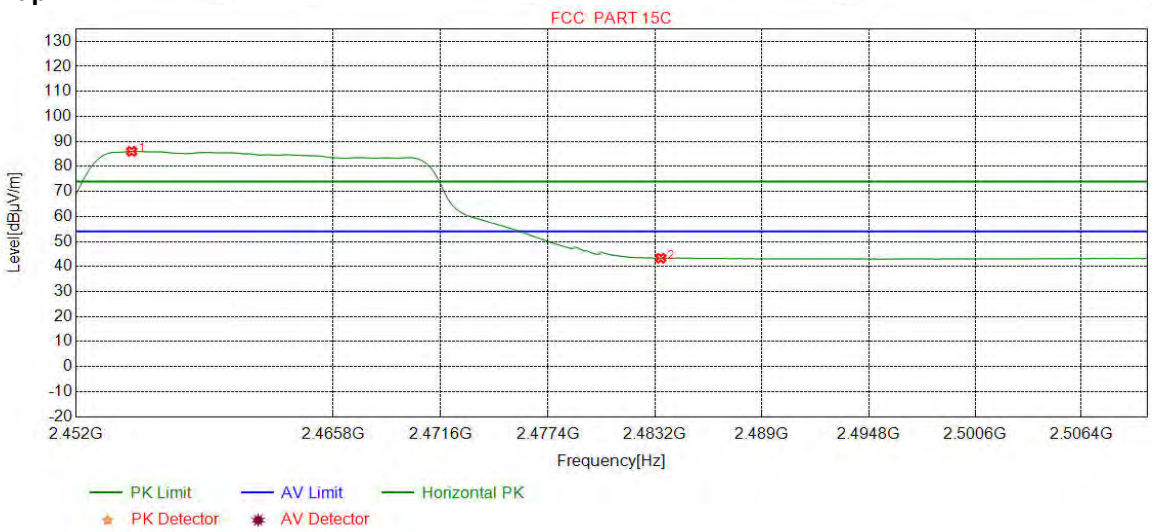

NO	Freq. [MHz]	Ant Factor [dB]	Cable loss [dB]	Pream gain [dB]	Reading [dBμV]	Level [dBμV/m]	Limit [dBμV/m]	Margin [dB]	Result	Polarity
1	2454.9762	32.34	13.51	-43.11	83.29	86.03	54.00	-32.03	Pass	Horizontal
2	2483.5000	32.38	13.38	-43.11	40.70	43.35	54.00	10.65	Pass	Horizontal

Mode:	802.11 n(HT20) (6.5Mbps) Transmitting	Channel:	2462
Remark:	AV		

Test Graph

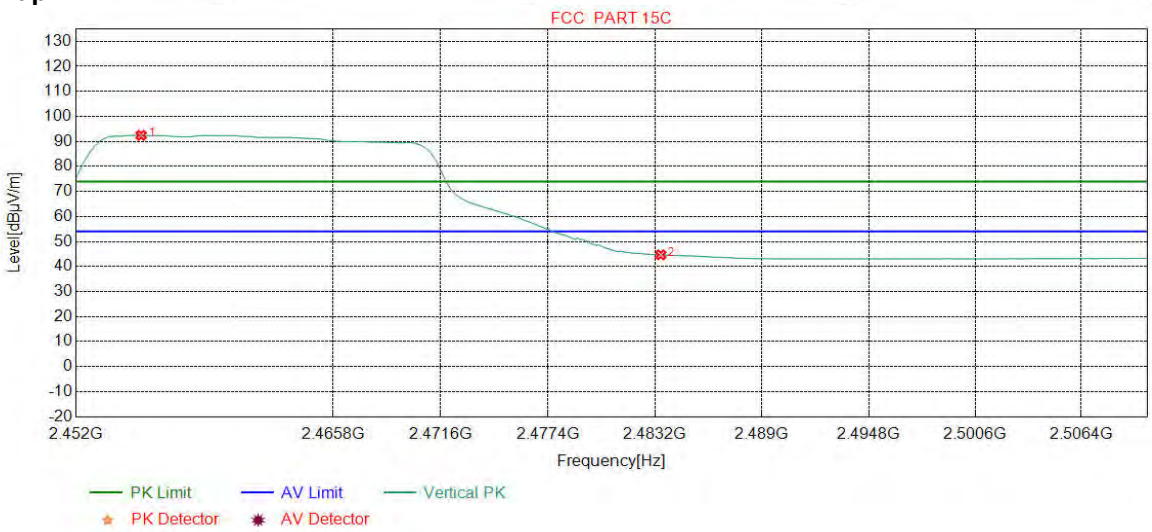

NO	Freq. [MHz]	Ant Factor [dB]	Cable loss [dB]	Pream gain [dB]	Reading [dBμV]	Level [dBμV/m]	Limit [dBμV/m]	Margin [dB]	Result	Polarity
1	2455.4844	32.34	13.50	-43.11	89.69	92.42	54.00	-38.42	Pass	Vertical
2	2483.5000	32.38	13.38	-43.11	42.02	44.67	54.00	9.33	Pass	Vertical

Mode:	802.11 n(HT40) (6.5Mbps) Transmitting	Channel:	2422
Remark:	PK		

Test Graph

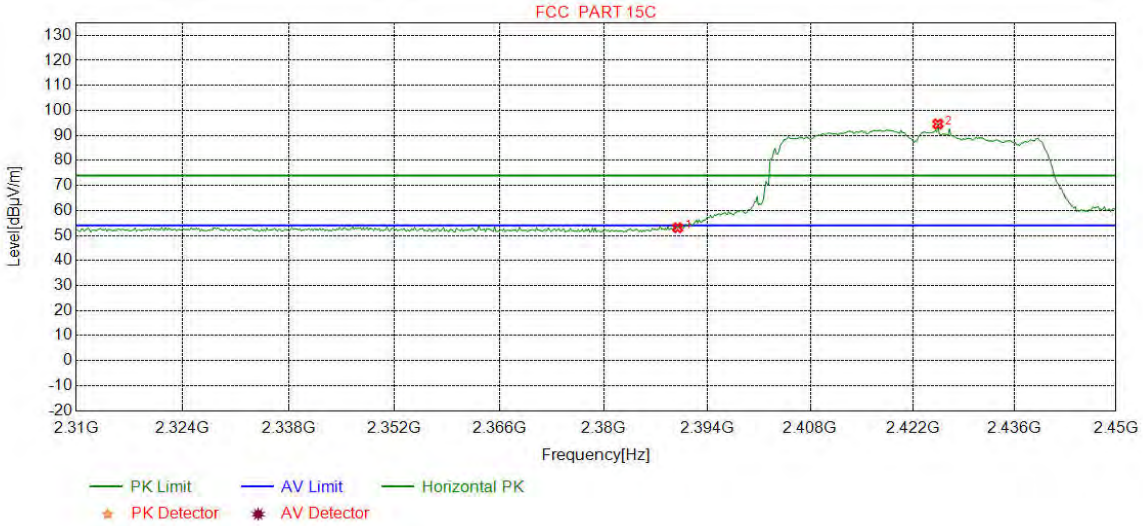

NO	Freq. [MHz]	Ant Factor [dB]	Cable loss [dB]	Pream gain [dB]	Reading [dBµV]	Level [dBµV/m]	Limit [dBµV/m]	Margin [dB]	Result	Polarity
1	2390.0000	32.25	13.37	-43.12	50.59	53.09	74.00	20.91	Pass	Horizontal
2	2425.4693	32.30	13.42	-43.12	91.98	94.58	74.00	-20.58	Pass	Horizontal

Mode:	802.11 n(HT40) (6.5Mbps) Transmitting	Channel:	2422
Remark:	PK		

Test Graph

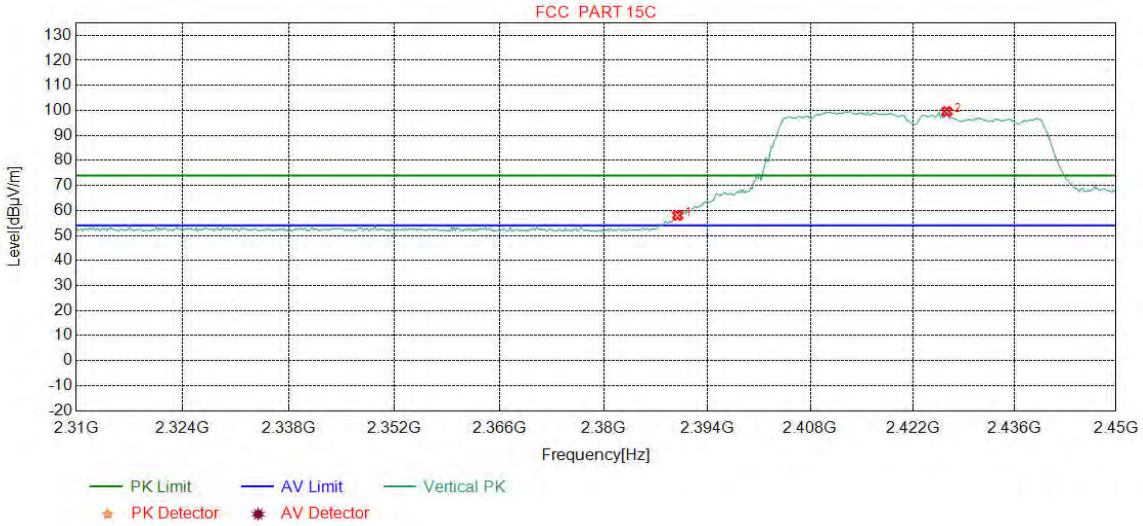

NO	Freq. [MHz]	Ant Factor [dB]	Cable loss [dB]	Pream gain [dB]	Reading [dBμV]	Level [dBμV/m]	Limit [dBμV/m]	Margin [dB]	Result	Polarity
1	2390.0000	32.25	13.37	-43.12	55.55	58.05	74.00	15.95	Pass	Vertical
2	2426.6959	32.30	13.42	-43.11	96.95	99.56	74.00	-25.56	Pass	Vertical

Mode:	802.11 n(HT40) (6.5Mbps) Transmitting	Channel:	2422
Remark:	AV		

Test Graph

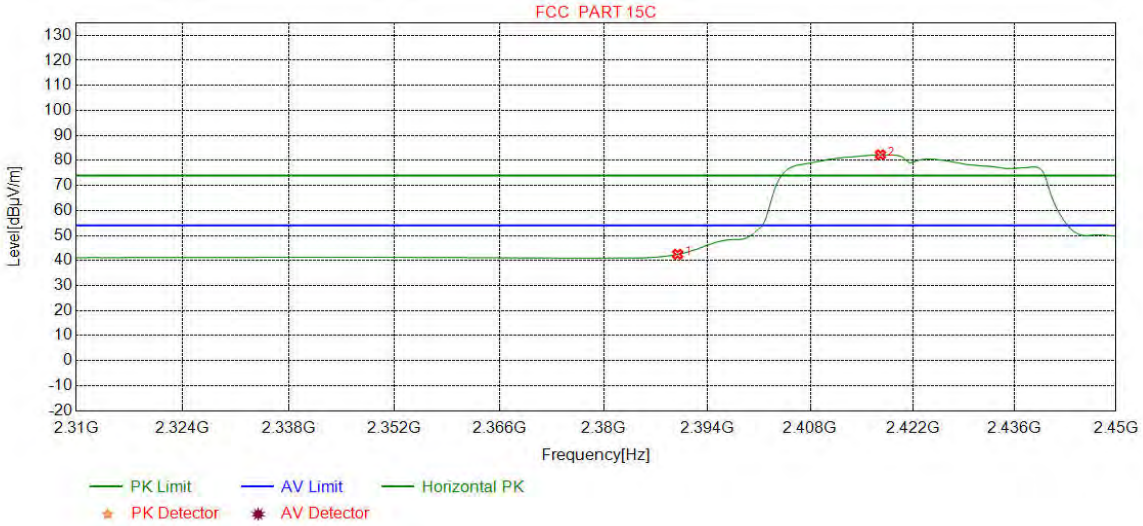

NO	Freq. [MHz]	Ant Factor [dB]	Cable loss [dB]	Pream gain [dB]	Reading [dBµV]	Level [dBµV/m]	Limit [dBµV/m]	Margin [dB]	Result	Polarity
1	2390.0000	32.25	13.37	-43.12	40.02	42.52	54.00	11.48	Pass	Horizontal
2	2417.5845	32.28	13.38	-43.11	79.73	82.28	54.00	-28.28	Pass	Horizontal

Mode:	802.11 n(HT40) (6.5Mbps) Transmitting	Channel:	2422
Remark:	AV		

Test Graph

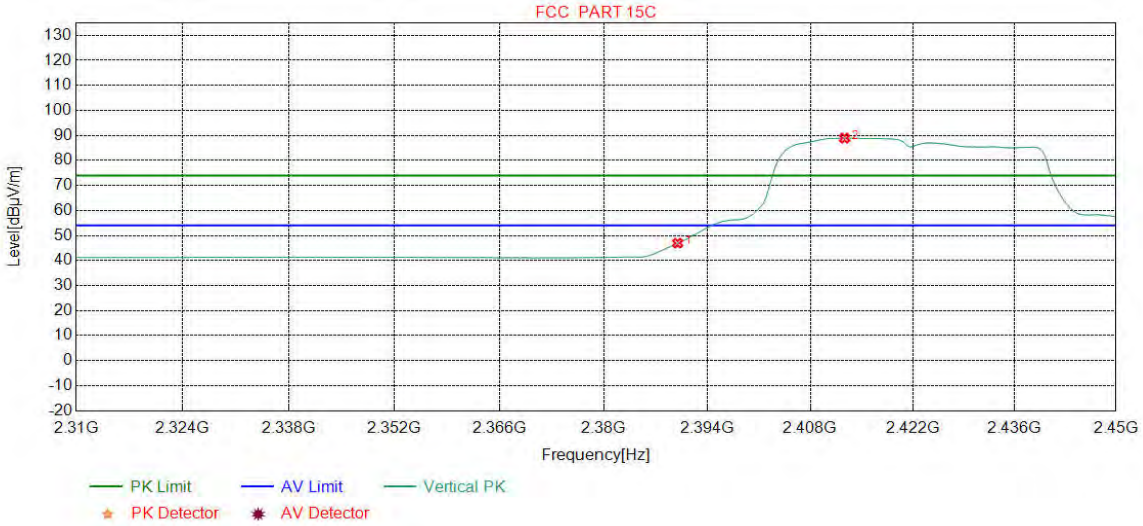

NO	Freq. [MHz]	Ant Factor [dB]	Cable loss [dB]	Pream gain [dB]	Reading [dBµV]	Level [dBµV/m]	Limit [dBµV/m]	Margin [dB]	Result	Polarity
1	2390.0000	32.25	13.37	-43.12	44.44	46.94	54.00	7.06	Pass	Vertical
2	2412.6783	32.28	13.36	-43.12	86.40	88.92	54.00	-34.92	Pass	Vertical

Mode:	802.11 n(HT40) (13.5Mbps) Transmitting	Channel:	2452
Remark:	PK		

Test Graph

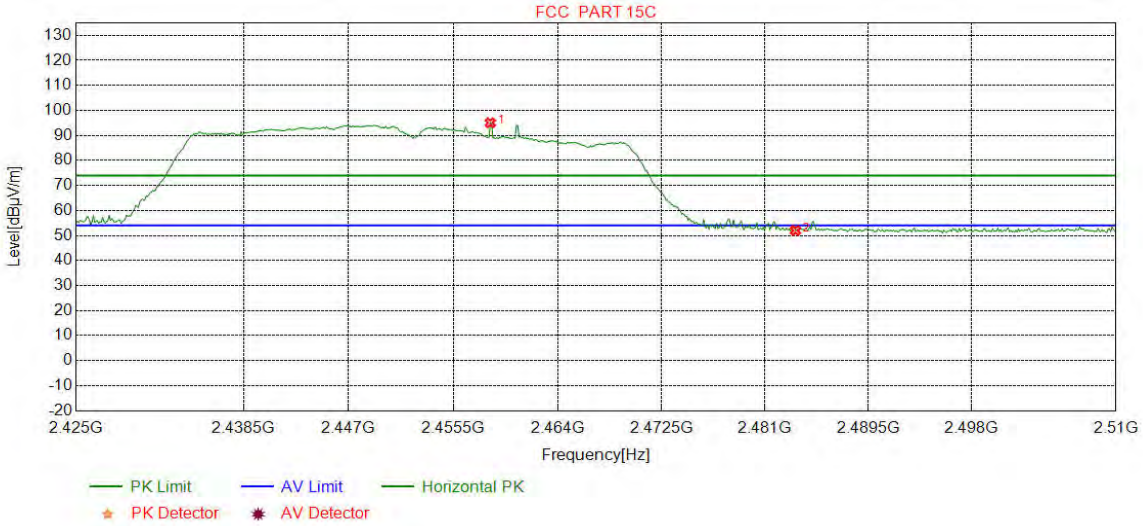

NO	Freq. [MHz]	Ant Factor [dB]	Cable loss [dB]	Pream gain [dB]	Reading [dBµV]	Level [dBµV/m]	Limit [dBµV/m]	Margin [dB]	Result	Polarity
1	2458.5106	32.34	13.49	-43.11	92.31	95.03	74.00	-21.03	Pass	Horizontal
2	2483.5000	32.38	13.38	-43.11	49.34	51.99	74.00	22.01	Pass	Horizontal

Mode:	802.11 n(HT40) (13.5Mbps) Transmitting	Channel:	2452
Remark:	PK		

Test Graph

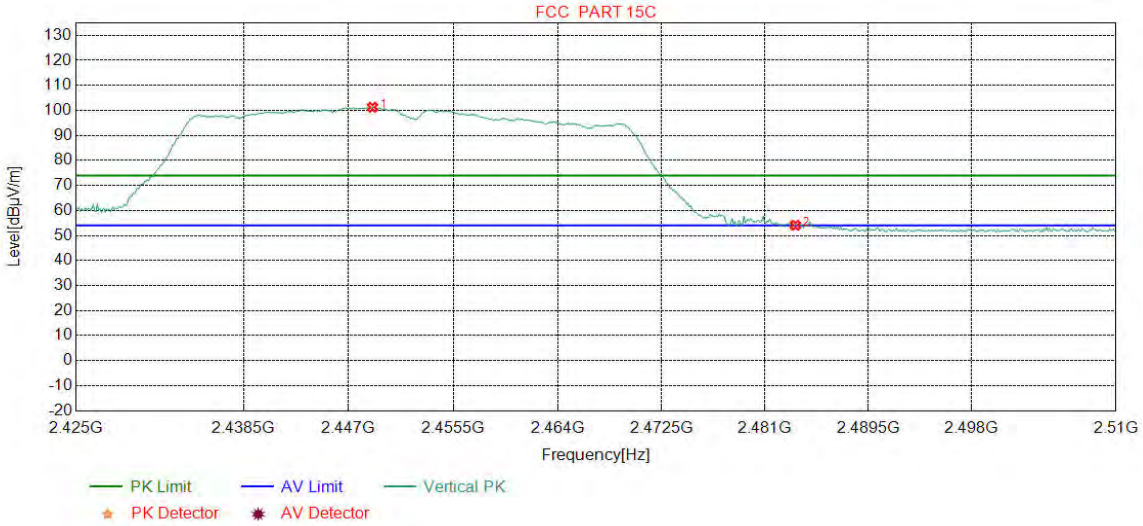

NO	Freq. [MHz]	Ant Factor [dB]	Cable loss [dB]	Pream gain [dB]	Reading [dBµV]	Level [dBµV/m]	Limit [dBµV/m]	Margin [dB]	Result	Polarity
1	2448.9362	32.33	13.53	-43.12	98.52	101.26	74.00	-27.26	Pass	Vertical
2	2483.5000	32.38	13.38	-43.11	51.44	54.09	74.00	19.91	Pass	Vertical

Mode:	802.11 n(HT40) (13.5Mbps) Transmitting	Channel:	2452
Remark:	AV		

Test Graph

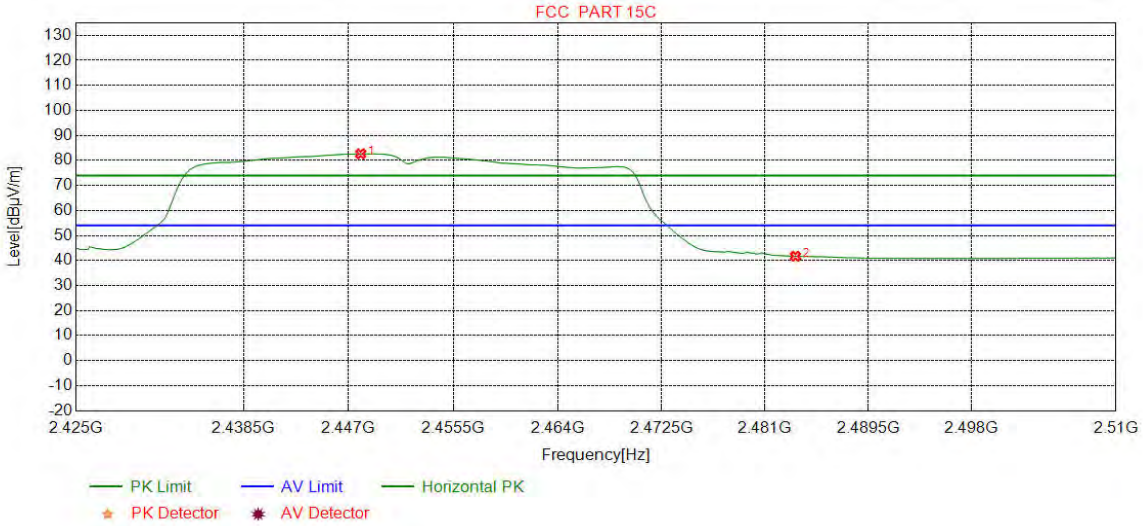

NO	Freq. [MHz]	Ant Factor [dB]	Cable loss [dB]	Pream gain [dB]	Reading [dBµV]	Level [dBµV/m]	Limit [dBµV/m]	Margin [dB]	Result	Polarity
1	2447.9787	32.33	13.52	-43.11	79.90	82.64	54.00	-28.64	Pass	Horizontal
2	2483.5000	32.38	13.38	-43.11	39.07	41.72	54.00	12.28	Pass	Horizontal

Mode:	802.11 n(HT40) (13.5Mbps) Transmitting	Channel:	2452
Remark:	AV		

Test Graph

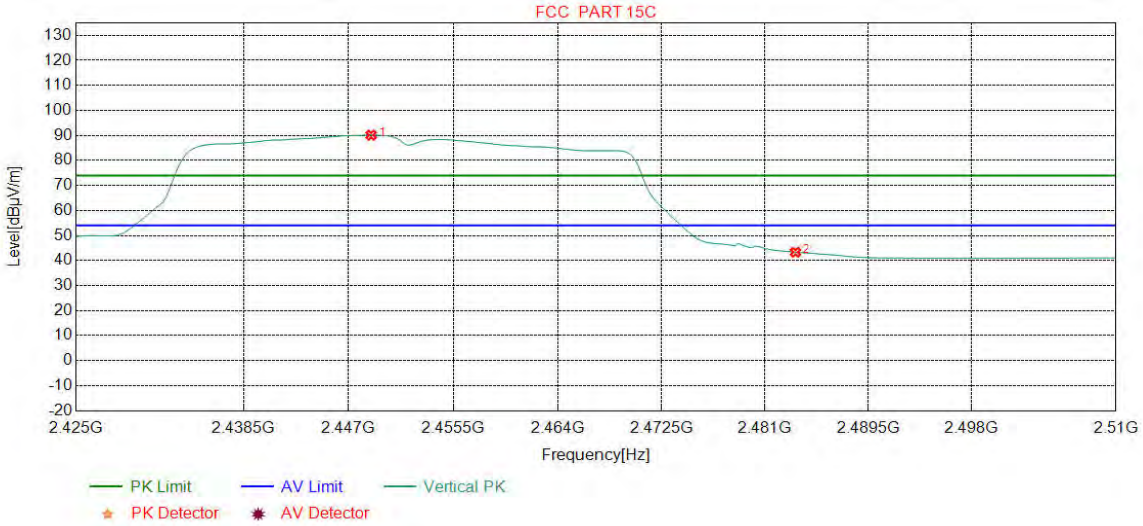

NO	Freq. [MHz]	Ant Factor [dB]	Cable loss [dB]	Pream gain [dB]	Reading [dBµV]	Level [dBµV/m]	Limit [dBµV/m]	Margin [dB]	Result	Polarity
1	2448.8298	32.33	13.52	-43.11	87.38	90.12	54.00	-36.12	Pass	Vertical
2	2483.5000	32.38	13.38	-43.11	40.68	43.33	54.00	10.67	Pass	Vertical

MIMO

Mode:	802.11 n(HT20) (13.5Mbps) Transmitting	Channel:	2412
Remark:	PK		

Test Graph

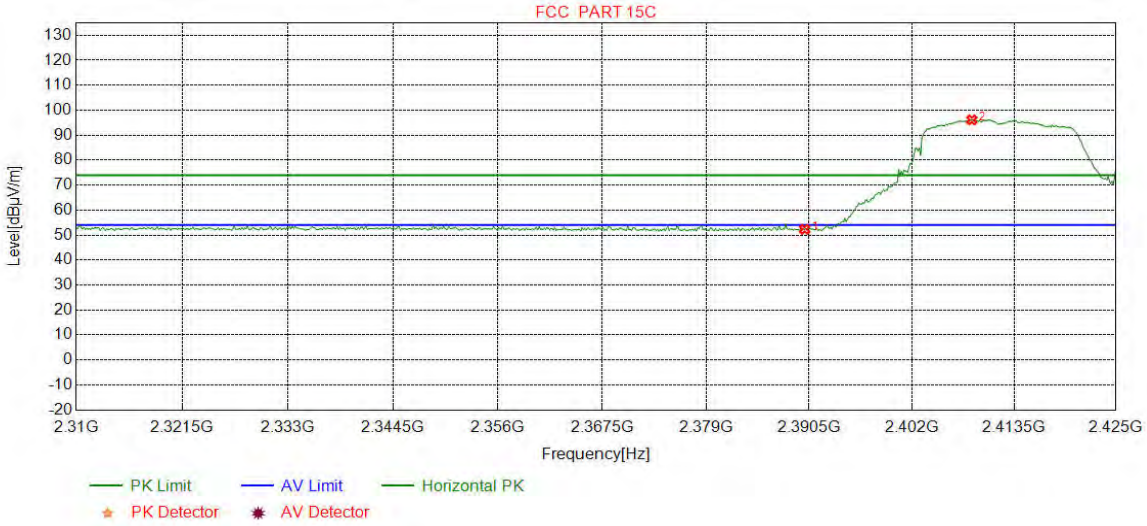

NO	Freq. [MHz]	Ant Factor [dB]	Cable loss [dB]	Pream gain [dB]	Reading [dBµV]	Level [dBµV/m]	Limit [dBµV/m]	Margin [dB]	Result	Polarity
1	2390.0000	32.25	13.37	-43.12	49.81	52.31	74.00	21.69	Pass	Horizontal
2	2408.7359	32.27	13.34	-43.12	93.63	96.12	74.00	-22.12	Pass	Horizontal

Mode:	802.11 n(HT20) (13.5Mbps) Transmitting	Channel:	2412
Remark:	PK		

Test Graph

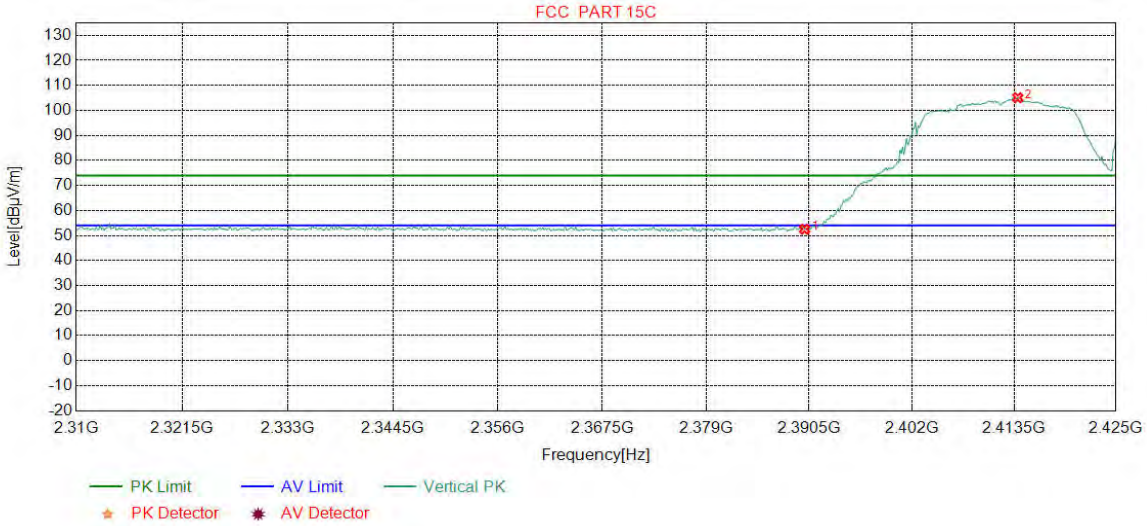

NO	Freq. [MHz]	Ant Factor [dB]	Cable loss [dB]	Pream gain [dB]	Reading [dBµV]	Level [dBµV/m]	Limit [dBµV/m]	Margin [dB]	Result	Polarity
1	2390.0000	32.25	13.37	-43.12	50.00	52.50	74.00	21.50	Pass	Vertical
2	2413.9174	32.28	13.36	-43.11	102.54	105.07	74.00	-31.07	Pass	Vertical

Mode:	802.11 n(HT20) (13.5Mbps) Transmitting	Channel:	2412
Remark:	AV		

Test Graph

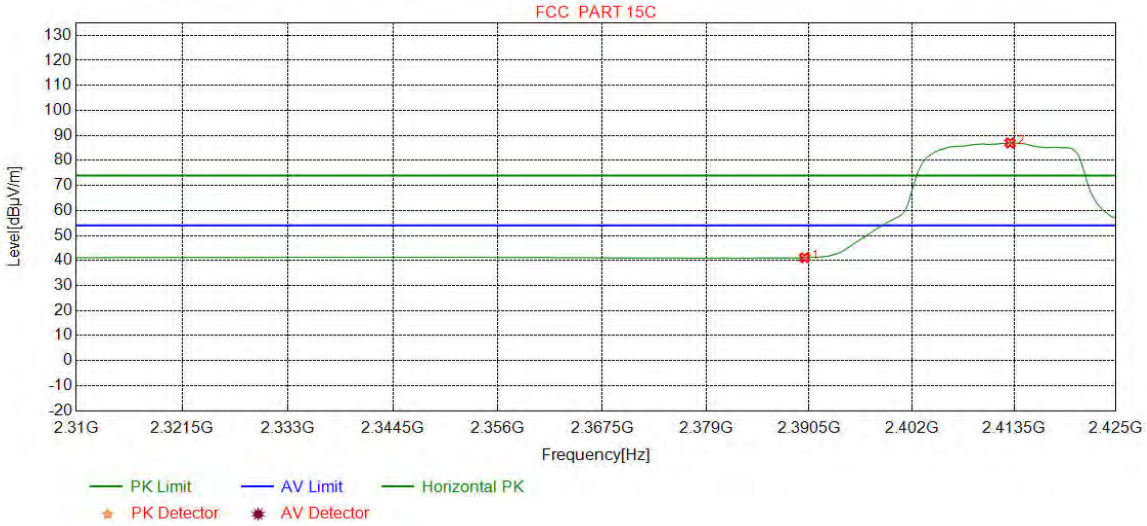

NO	Freq. [MHz]	Ant Factor [dB]	Cable loss [dB]	Pream gain [dB]	Reading [dBµV]	Level [dBµV/m]	Limit [dBµV/m]	Margin [dB]	Result	Polarity
1	2390.0000	32.25	13.37	-43.12	38.62	41.12	54.00	12.88	Pass	Horizontal
2	2413.0538	32.28	13.36	-43.12	84.51	87.03	54.00	-33.03	Pass	Horizontal

Mode:	802.11 n(HT20) (13.5Mbps) Transmitting	Channel:	2412
Remark:	AV		

Test Graph

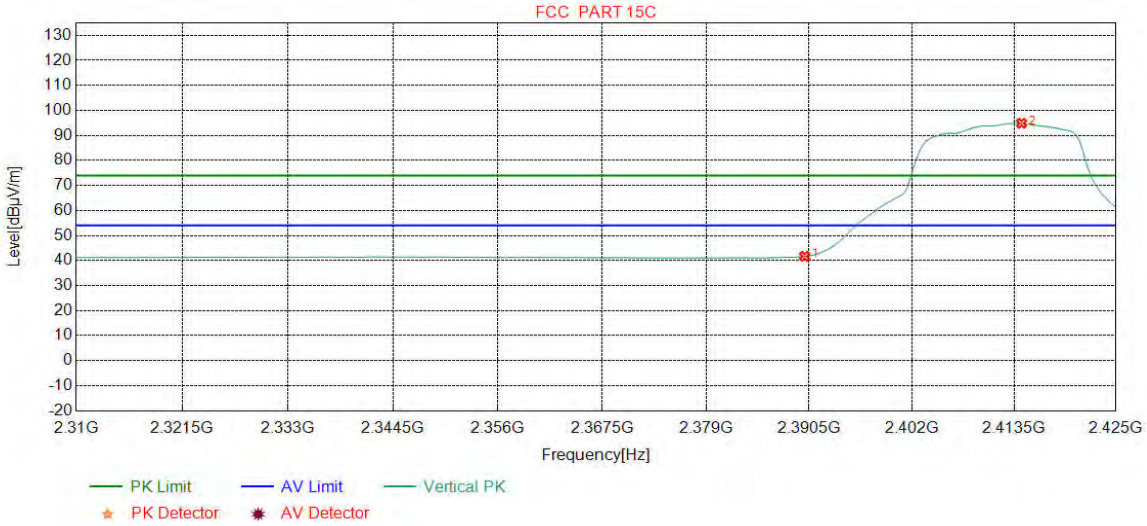

NO	Freq. [MHz]	Ant Factor [dB]	Cable loss [dB]	Pream gain [dB]	Reading [dBμV]	Level [dBμV/m]	Limit [dBμV/m]	Margin [dB]	Result	Polarity
1	2390.0000	32.25	13.37	-43.12	39.18	41.68	54.00	12.32	Pass	Vertical
2	2414.3492	32.28	13.37	-43.12	92.32	94.85	54.00	-40.85	Pass	Vertical

Mode:	802.11 n(HT20) (13.5Mbps) Transmitting	Channel:	2462
Remark:	PK		

Test Graph

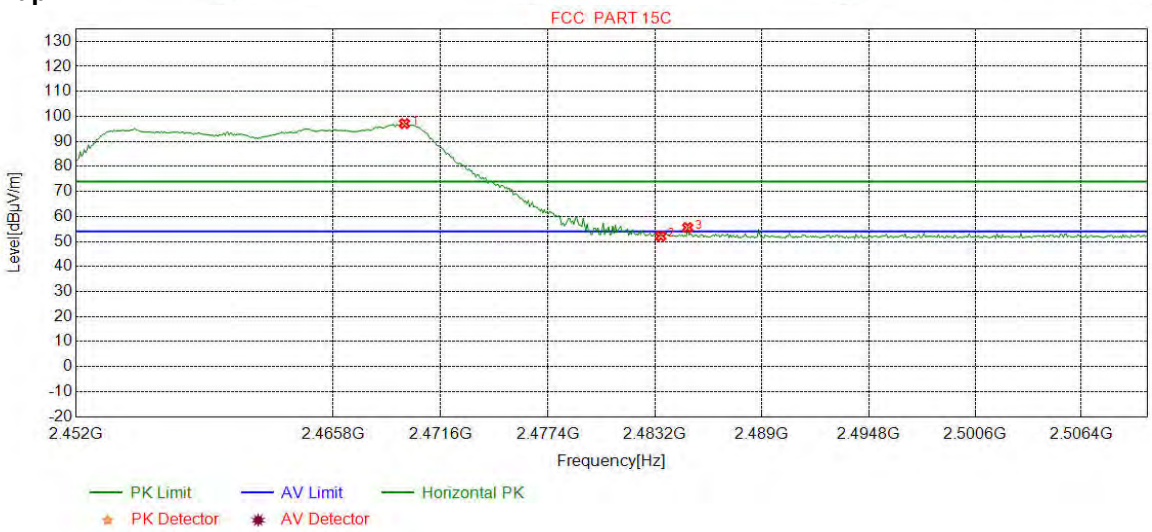

NO	Freq. [MHz]	Ant Factor [dB]	Cable loss [dB]	Pream gain [dB]	Reading [dBµV]	Level [dBµV/m]	Limit [dBµV/m]	Margin [dB]	Result	Polarity
1	2469.6395	32.36	13.44	-43.11	94.45	97.14	74.00	-23.14	Pass	Horizontal
2	2483.5000	32.38	13.38	-43.11	49.49	52.14	74.00	21.86	Pass	Horizontal
3	2484.9562	32.38	13.37	-43.10	52.92	55.57	74.00	18.43	Pass	Horizontal

Mode:	802.11 n(HT20) (13.5Mbps) Transmitting	Channel:	2462
Remark:	PK		

Test Graph

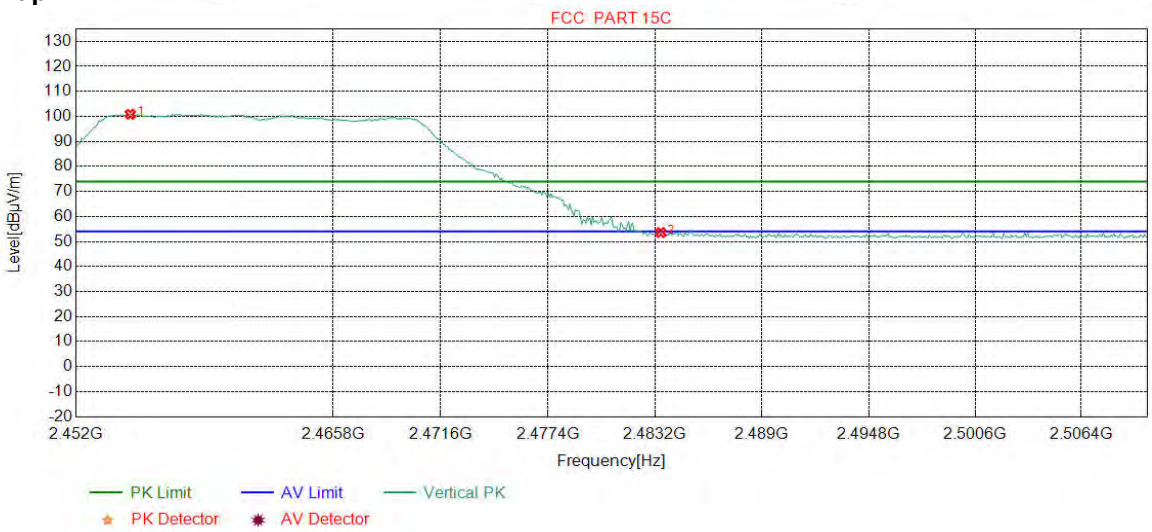

NO	Freq. [MHz]	Ant Factor [dB]	Cable loss [dB]	Pream gain [dB]	Reading [dBµV]	Level [dBµV/m]	Limit [dBµV/m]	Margin [dB]	Result	Polarity
1	2454.9036	32.34	13.51	-43.11	98.13	100.87	74.00	-26.87	Pass	Vertical
2	2483.5000	32.38	13.38	-43.11	50.92	53.57	74.00	20.43	Pass	Vertical

Mode:	802.11 n(HT20) (13.5Mbps) Transmitting	Channel:	2462
Remark:	AV		

Test Graph

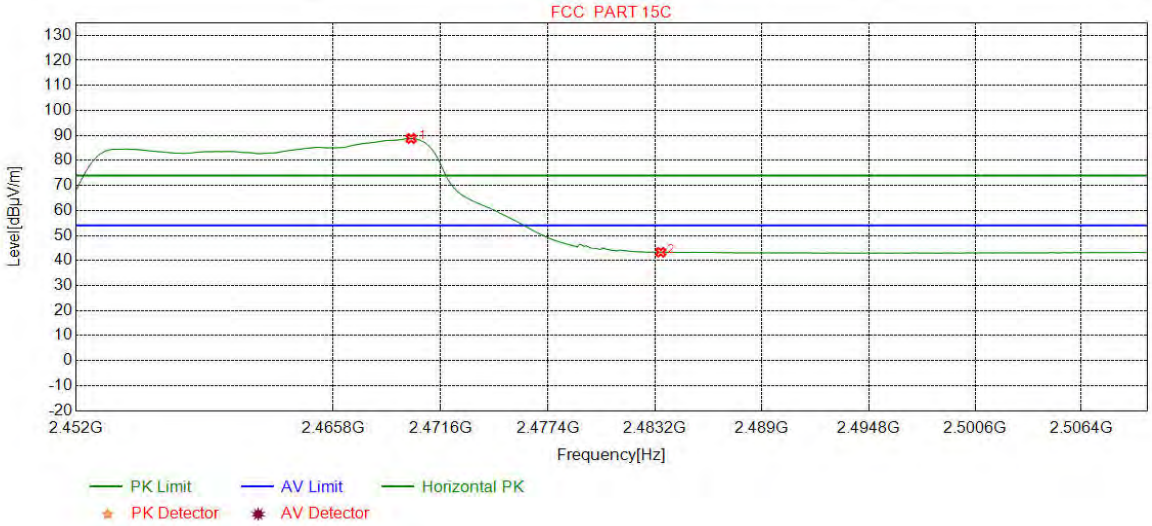

NO	Freq. [MHz]	Ant Factor [dB]	Cable loss [dB]	Pream gain [dB]	Reading [dBµV]	Level [dBµV/m]	Limit [dBµV/m]	Margin [dB]	Result	Polarity
1	2470.0025	32.36	13.44	-43.11	86.08	88.77	54.00	-34.77	Pass	Horizontal
2	2483.5000	32.38	13.38	-43.11	40.66	43.31	54.00	10.69	Pass	Horizontal

Mode:	802.11 n(HT20) (13.5Mbps) Transmitting	Channel:	2462
Remark:	AV		

Test Graph

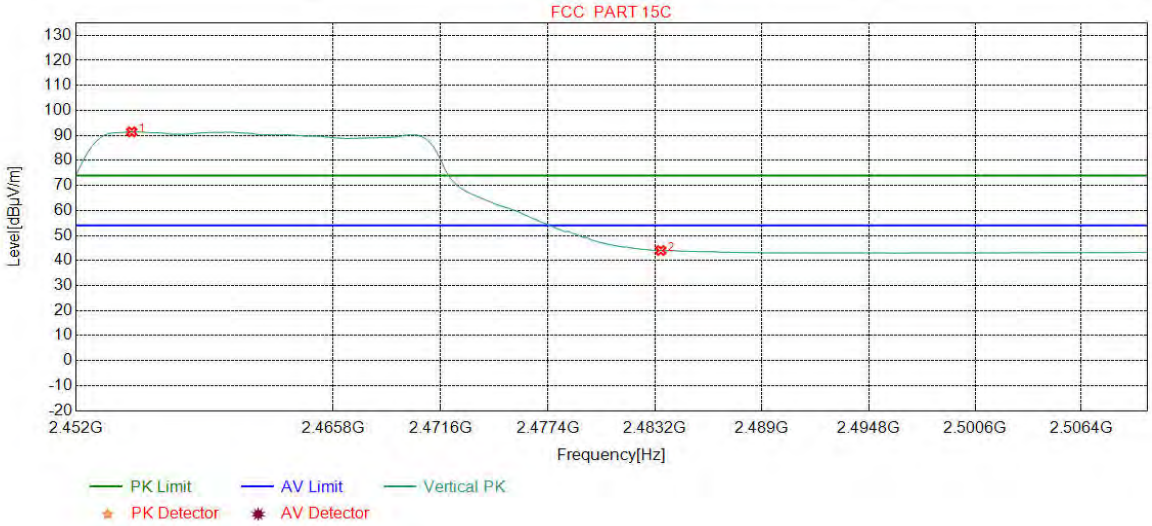

NO	Freq. [MHz]	Ant Factor [dB]	Cable loss [dB]	Pream gain [dB]	Reading [dBμV]	Level [dBμV/m]	Limit [dBμV/m]	Margin [dB]	Result	Polarity
1	2454.9762	32.34	13.51	-43.11	88.69	91.43	54.00	-37.43	Pass	Vertical
2	2483.5000	32.38	13.38	-43.11	41.34	43.99	54.00	10.01	Pass	Vertical

Mode:	802.11 n(HT40) (13.5Mbps) Transmitting	Channel:	2422
Remark:	PK		

Test Graph

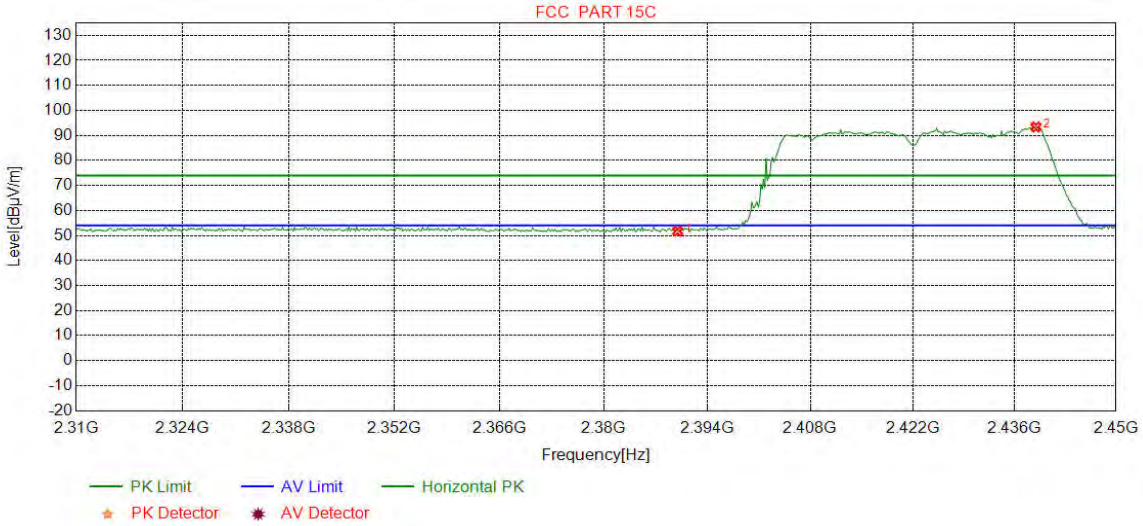

NO	Freq. [MHz]	Ant Factor [dB]	Cable loss [dB]	Pream gain [dB]	Reading [dBµV]	Level [dBµV/m]	Limit [dBµV/m]	Margin [dB]	Result	Polarity
1	2390.0000	32.25	13.37	-43.12	49.19	51.69	74.00	22.31	Pass	Horizontal
2	2438.9612	32.31	13.48	-43.11	90.69	93.37	74.00	-19.37	Pass	Horizontal

Mode:	802.11 n(HT40) (13.5Mbps) Transmitting	Channel:	2422
Remark:	PK		

Test Graph

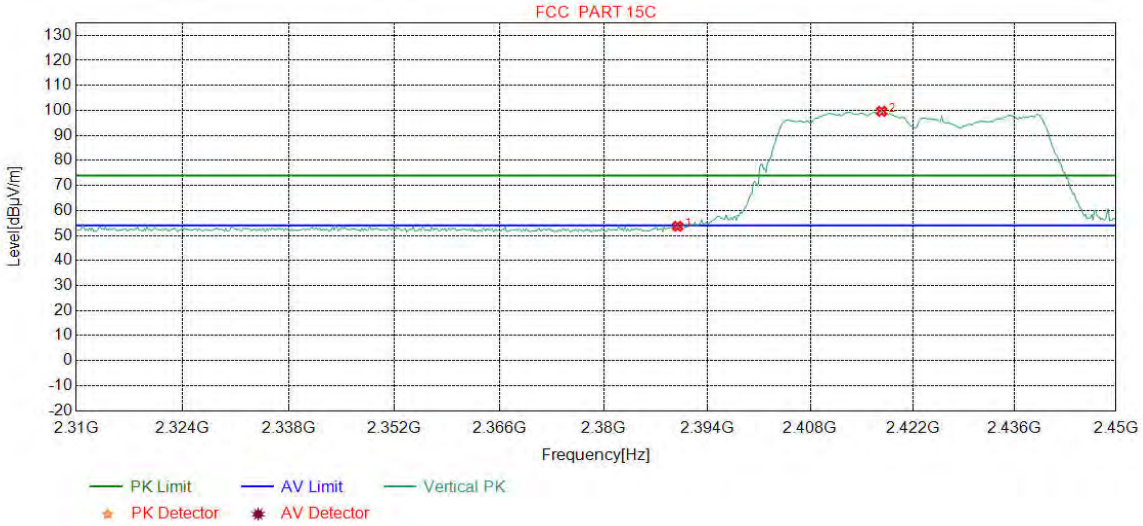

NO	Freq. [MHz]	Ant Factor [dB]	Cable loss [dB]	Pream gain [dB]	Reading [dBμV]	Level [dBμV/m]	Limit [dBμV/m]	Margin [dB]	Result	Polarity
1	2390.0000	32.25	13.37	-43.12	51.17	53.67	74.00	20.33	Pass	Vertical
2	2417.7597	32.28	13.38	-43.11	97.08	99.63	74.00	-25.63	Pass	Vertical

Mode:	802.11 n(HT40) (13.5Mbps) Transmitting	Channel:	2422
Remark:	AV		

Test Graph

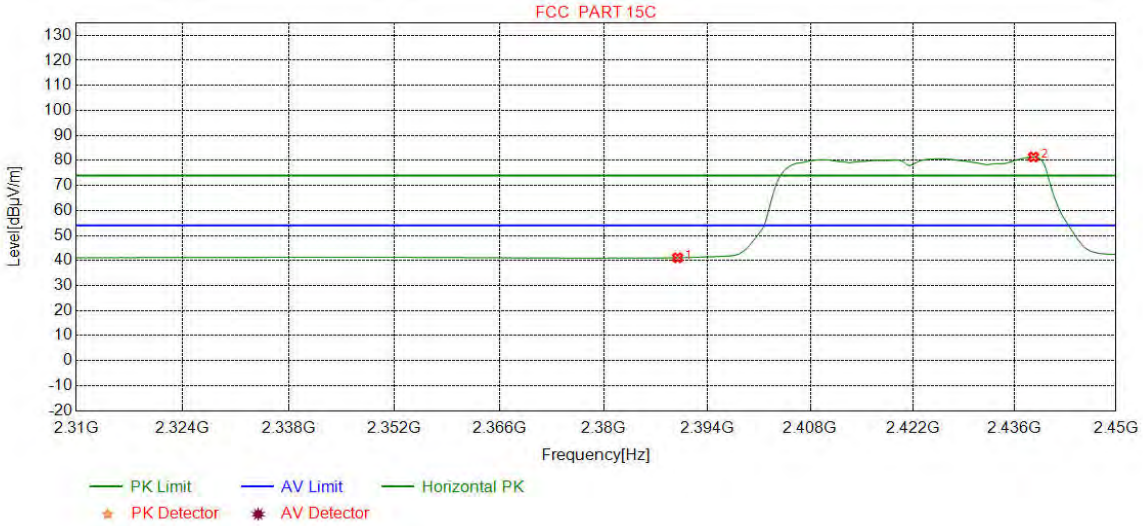

NO	Freq. [MHz]	Ant Factor [dB]	Cable loss [dB]	Pream gain [dB]	Reading [dBµV]	Level [dBµV/m]	Limit [dBµV/m]	Margin [dB]	Result	Polarity
1	2390.0000	32.25	13.37	-43.12	38.60	41.10	54.00	12.90	Pass	Horizontal
2	2438.6108	32.31	13.48	-43.11	78.70	81.38	54.00	-27.38	Pass	Horizontal

Mode:	802.11 n(HT40) (13.5Mbps) Transmitting	Channel:	2422
Remark:	AV		

Test Graph

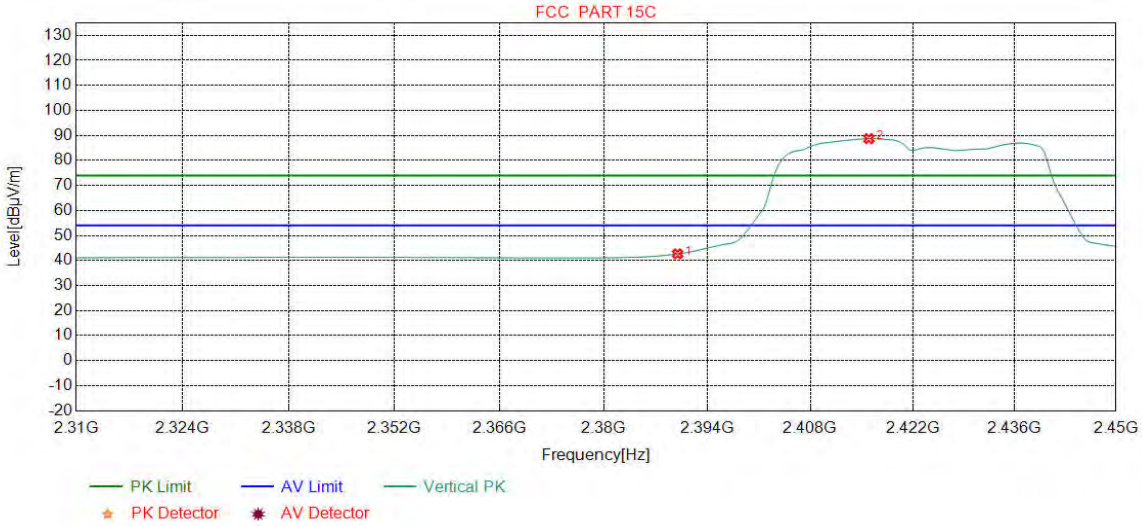

NO	Freq. [MHz]	Ant Factor [dB]	Cable loss [dB]	Pream gain [dB]	Reading [dBµV]	Level [dBµV/m]	Limit [dBµV/m]	Margin [dB]	Result	Polarity
1	2390.0000	32.25	13.37	-43.12	40.19	42.69	54.00	11.31	Pass	Vertical
2	2416.0075	32.28	13.37	-43.11	86.18	88.72	54.00	-34.72	Pass	Vertical

Mode:	802.11 n(HT40) (13.5Mbps) Transmitting	Channel:	2452
Remark:	PK		

Test Graph

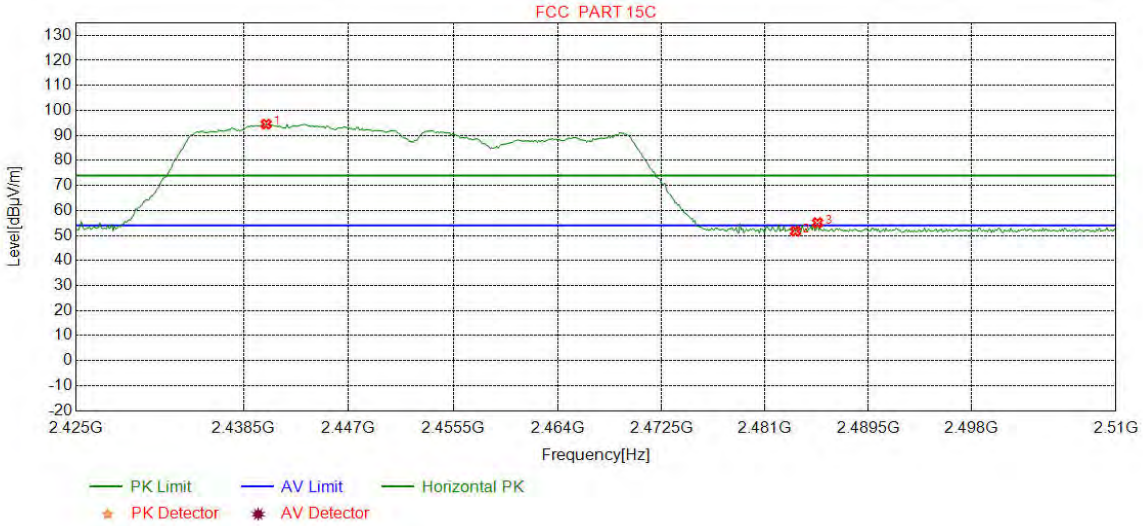

NO	Freq. [MHz]	Ant Factor [dB]	Cable loss [dB]	Pream gain [dB]	Reading [dBμV]	Level [dBμV/m]	Limit [dBμV/m]	Margin [dB]	Result	Polarity
1	2440.3191	32.32	13.49	-43.12	91.82	94.51	74.00	-20.51	Pass	Horizontal
2	2483.5000	32.38	13.38	-43.11	49.04	51.69	74.00	22.31	Pass	Horizontal
3	2485.3191	32.38	13.37	-43.11	52.46	55.10	74.00	18.90	Pass	Horizontal

Mode:	802.11 n(HT40) (13.5Mbps) Transmitting	Channel:	2452
Remark:	PK		

Test Graph

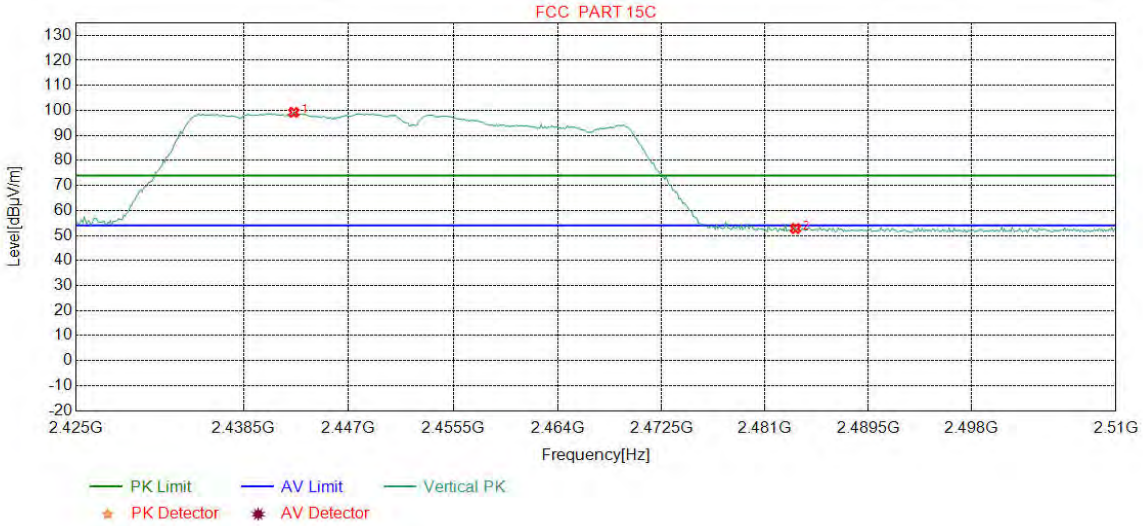

NO	Freq. [MHz]	Ant Factor [dB]	Cable loss [dB]	Pream gain [dB]	Reading [dBµV]	Level [dBµV/m]	Limit [dBµV/m]	Margin [dB]	Result	Polarity
1	2442.5532	32.32	13.50	-43.12	96.50	99.20	74.00	-25.20	Pass	Vertical
2	2483.5000	32.38	13.38	-43.11	50.13	52.78	74.00	21.22	Pass	Vertical

Mode:	802.11 n(HT40) (13.5Mbps) Transmitting	Channel:	2452
Remark:	AV		

Test Graph

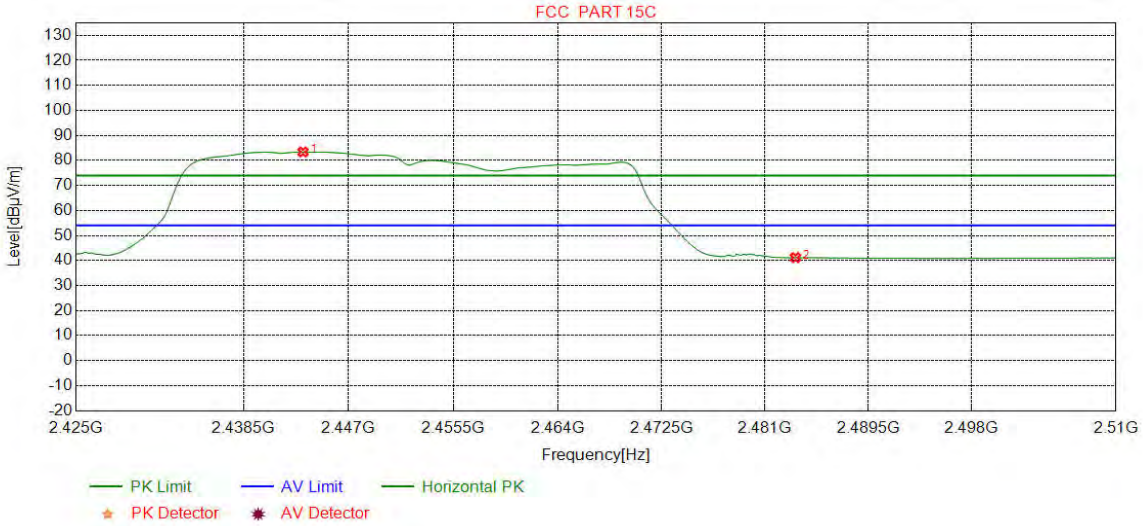

NO	Freq. [MHz]	Ant Factor [dB]	Cable loss [dB]	Pream gain [dB]	Reading [dBµV]	Level [dBµV/m]	Limit [dBµV/m]	Margin [dB]	Result	Polarity
1	2443.2979	32.32	13.50	-43.11	80.69	83.40	54.00	-29.40	Pass	Horizontal
2	2483.5000	32.38	13.38	-43.11	38.51	41.16	54.00	12.84	Pass	Horizontal

Mode:	802.11 n(HT40) (13.5Mbps) Transmitting	Channel:	2452
Remark:	AV		

Test Graph

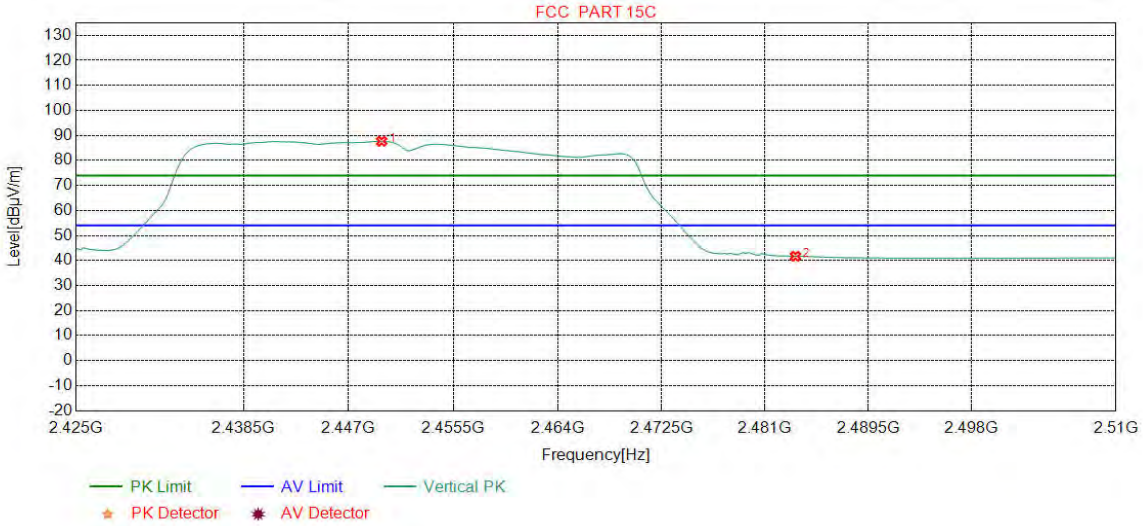

NO	Freq. [MHz]	Ant Factor [dB]	Cable loss [dB]	Pream gain [dB]	Reading [dBµV]	Level [dBµV/m]	Limit [dBµV/m]	Margin [dB]	Result	Polarity
1	2449.6809	32.33	13.53	-43.11	84.90	87.65	54.00	-33.65	Pass	Vertical
2	2483.5000	32.38	13.38	-43.11	39.06	41.71	54.00	12.29	Pass	Vertical

Note:

1) Through Pre-scan transmitting mode and charge+transmitter mode with all kind of modulation and data rate, find the 11Mbps of rate is the worst case of 802.11b; 6Mbpsof rate is the worst case of 802.11g; 6.5Mbps of rate is the worst case of 802.11n(HT20) ; 13.5Mbps of rate is the worst case of 802.11n(HT40),and then Only the worst case is recorded in the report.

2) The field strength is calculated by adding the Antenna Factor, Cable Factor & Preamplifier. The basic equation with a sample calculation is as follows:

Final Test Level =Receiver Reading - Correct Factor

Correct Factor = Preamplifier Factor– Antenna Factor–Cable Factor

Appendix I): Radiated Spurious Emissions

Receiver Setup:

Frequency	Detector	RBW	VBW	Remark
0.009MHz-0.090MHz	Peak	10kHz	30kHz	Peak
0.009MHz-0.090MHz	Average	10kHz	30kHz	Average
0.090MHz-0.110MHz	Quasi-peak	10kHz	30kHz	Quasi-peak
0.110MHz-0.490MHz	Peak	10kHz	30kHz	Peak
0.110MHz-0.490MHz	Average	10kHz	30kHz	Average
0.490MHz -30MHz	Quasi-peak	10kHz	30kHz	Quasi-peak
30MHz-1GHz	Quasi-peak	120kHz	300kHz	Quasi-peak
Above 1GHz	Peak	1MHz	3MHz	Peak
	Peak	1MHz	10Hz	Average

Test Procedure:

Below 1GHz test procedure as below:

a. The EUT was placed on the top of a rotating table 0.8 meters above the ground at a 3 meter semi-anechoic camber. The table was rotated 360 degrees to determine the position of the highest radiation.
b. The EUT was set 3 meters away from the interference-receiving antenna, which was mounted on the top of a variable-height antenna tower.
c. The antenna height is varied from one meter to four meters above the ground to determine the maximum value of the field strength. Both horizontal and vertical polarizations of the antenna are set to make the measurement.
d. For each suspected emission, the EUT was arranged to its worst case and then the antenna was tuned to heights from 1 meter to 4 meters (for the test frequency of below 30MHz, the antenna was tuned to heights 1 meter) and the rotatable was turned from 0 degrees to 360 degrees to find the maximum reading.
e. The test-receiver system was set to Peak Detect Function and Specified Bandwidth with Maximum Hold Mode.
f. If the emission level of the EUT in peak mode was 10dB lower than the limit specified, then testing could be stopped and the peak values of the EUT would be reported. Otherwise the emissions that did not have 10dB margin would be re-tested one by one using peak, quasi-peak or average method as specified and then reported in a data sheet.

Above 1GHz test procedure as below:

g. Different between above is the test site, change from Semi- Anechoic Chamber to fully Anechoic Chamber and change form table 0.8 meter to 1.5 meter(Above 18GHz the distance is 1 meter and table is 1.5 meter)..
h. Test the EUT in the lowest channel ,the middle channel ,the Highest channel
i. The radiation measurements are performed in X, Y, Z axis positioning for Transmitting mode, and found the X axis positioning which it is worse case.
j. Repeat above procedures until all frequencies measured was complete.

Limit:

Frequency	Field strength (microvolt/meter)	Limit (dBμV/m)	Remark	Measurement distance (m)
0.009MHz-0.490MHz	2400/F(kHz)	-	-	300
0.490MHz-1.705MHz	24000/F(kHz)	-	-	30
1.705MHz-30MHz	30	-	-	30
30MHz-88MHz	100	40.0	Quasi-peak	3
88MHz-216MHz	150	43.5	Quasi-peak	3
216MHz-960MHz	200	46.0	Quasi-peak	3
960MHz-1GHz	500	54.0	Quasi-peak	3
Above 1GHz	500	54.0	Average	3

Note: 15.35(b), Unless otherwise specified, the limit on peak radio frequency emissions is 20dB above the maximum permitted average emission limit applicable to the equipment under test. This peak limit applies to the total peak emission level radiated by the device.

Radiated Spurious Emissions test Data:

Product : Artificial Intelligence Terminal Computer **Model/Type reference** : PP23TQB

Temperature : 23℃ **Humidity** : 54%

Radiated Emission below 1GHz

ANT 1

Mode:		802.11 b (11Mbps) Transmitting				Channel:		2437		
NO	Freq. [MHz]	Ant Factor [dB]	Cable loss [dB]	Pream gain [dB]	Reading [dBμV]	Level [dBμV/m]	Limit [dBμV/m]	Margin [dB]	Result	Polarity
1	75.1095	8.03	1.01	-31.97	54.89	31.96	40.00	8.04	Pass	H
2	150.0010	7.55	1.45	-32.01	50.68	27.67	43.50	15.83	Pass	H
3	239.9290	11.94	1.84	-31.90	51.11	32.99	46.00	13.01	Pass	H
4	319.5740	13.63	2.12	-31.83	43.77	27.69	46.00	18.31	Pass	H
5	531.0551	17.62	2.76	-31.91	46.30	34.77	46.00	11.23	Pass	H
6	840.2250	21.38	3.50	-31.88	43.23	36.23	46.00	9.77	Pass	H
7	76.9527	7.68	1.02	-31.95	57.33	34.08	40.00	5.92	Pass	V
8	156.7917	7.79	1.46	-31.99	55.41	32.67	43.50	10.83	Pass	V
9	237.8918	11.89	1.83	-31.91	50.45	32.26	46.00	13.74	Pass	V
10	477.7968	16.64	2.61	-31.90	40.08	27.43	46.00	18.57	Pass	V
11	719.9330	20.02	3.22	-32.07	42.94	34.11	46.00	11.89	Pass	V
12	840.1280	21.38	3.50	-31.89	44.96	37.95	46.00	8.05	Pass	V

ANT2

Mode:		802.11 b (11Mbps) Transmitting				Channel:		2437		
NO	Freq. [MHz]	Ant Factor [dB]	Cable loss [dB]	Pream gain [dB]	Reading [dBμV]	Level [dBμV/m]	Limit [dBμV/m]	Margin [dB]	Result	Polarity
1	75.1095	8.03	1.01	-31.97	51.84	28.91	40.00	11.09	Pass	H
2	150.0010	7.55	1.45	-32.01	50.03	27.02	43.50	16.48	Pass	H
3	240.0260	11.94	1.84	-31.90	53.29	35.17	46.00	10.83	Pass	H
4	532.8983	17.66	2.77	-31.92	44.35	32.86	46.00	13.14	Pass	H
5	712.6573	19.94	3.19	-32.11	42.78	33.80	46.00	12.20	Pass	H
6	839.7400	21.38	3.50	-31.90	45.46	38.44	46.00	7.56	Pass	H
7	72.6843	8.49	0.98	-32.01	57.44	34.90	40.00	5.10	Pass	V
8	156.9857	7.79	1.46	-31.98	54.68	31.95	43.50	11.55	Pass	V
9	237.8918	11.89	1.83	-31.91	51.67	33.48	46.00	12.52	Pass	V
10	360.0270	14.52	2.27	-31.84	42.86	27.81	46.00	18.19	Pass	V
11	477.8938	16.65	2.61	-31.90	40.58	27.94	46.00	18.06	Pass	V
12	839.8370	21.38	3.50	-31.89	45.23	38.22	46.00	7.78	Pass	V

MIMO

Mode:		802.11n(HT20) (6.5Mbps)				Channel:		2437		
NO	Freq. [MHz]	Ant Factor [dB]	Cable loss [dB]	Pream gain [dB]	Reading [dBμV]	Level [dBμV/m]	Limit [dBμV/m]	Margin [dB]	Result	Polarity
1	77.0497	7.66	1.02	-31.94	51.85	28.59	40.00	11.41	Pass	H
2	150.0010	7.55	1.45	-32.01	49.85	26.84	43.50	16.66	Pass	H
3	239.9290	11.94	1.84	-31.90	47.47	29.35	46.00	16.65	Pass	H
4	480.0280	16.68	2.61	-31.90	50.64	38.03	46.00	7.97	Pass	H
5	649.9890	19.40	3.10	-32.07	45.40	35.83	46.00	10.17	Pass	H
6	840.1280	21.38	3.50	-31.89	43.38	36.37	46.00	9.63	Pass	H
7	77.2437	7.62	1.02	-31.93	58.81	35.52	40.00	4.48	Pass	V
8	156.7917	7.79	1.46	-31.99	55.49	32.75	43.50	10.75	Pass	V
9	237.8918	11.89	1.83	-31.91	49.91	31.72	46.00	14.28	Pass	V
10	480.0280	16.68	2.61	-31.90	45.10	32.49	46.00	13.51	Pass	V
11	649.9890	19.40	3.10	-32.07	44.95	35.38	46.00	10.62	Pass	V
12	840.1280	21.38	3.50	-31.89	46.35	39.34	46.00	6.66	Pass	V

Transmitter Emission above 1GHz

ANT 1

Mode:		802.11 b (11Mbps) Transmitting				Channel:		2412			
NO	Freq. [MHz]	Ant Factor [dB]	Cable loss [dB]	Preamgain [dB]	Reading [dBμV]	Level [dBμV/m]	Limit [dBμV/m]	Margin [dB]	Result	Polarity	Remark
1	1062.8063	27.96	2.52	-43.03	57.52	44.97	74.00	29.0	Pass	H	Peak
2	1773.0773	30.20	3.27	-42.69	56.14	46.92	74.00	27.0	Pass	H	Peak
3	4257.0838	34.16	4.49	-42.89	51.45	47.21	74.00	26.7	Pass	H	Peak
4	4824.0000	34.50	4.61	-42.80	50.54	46.85	74.00	27.1	Pass	H	Peak
5	7236.0000	36.34	5.79	-42.16	45.91	45.88	74.00	28.1	Pass	H	Peak
6	9648.0000	37.66	6.72	-42.10	47.86	50.14	74.00	23.8	Pass	H	Peak
7	1594.4594	29.02	3.07	-42.91	60.70	49.88	74.00	24.1	Pass	V	Peak
8	1999.5000	31.70	3.47	-43.20	60.11	52.08	74.00	21.9	Pass	V	Peak
9	3196.0131	33.28	4.64	-43.10	54.41	49.23	74.00	24.7	Pass	V	Peak
10	4824.0000	34.50	4.61	-42.80	51.23	47.54	74.00	26.4	Pass	V	Peak
11	7236.0000	36.34	5.79	-42.16	46.32	46.29	74.00	27.7	Pass	V	Peak
12	9648.0000	37.66	6.72	-42.10	50.03	52.31	74.00	21.6	Pass	V	Peak

Mode:		802.11 b (11Mbps) Transmitting				Channel:		2437			
NO	Freq. [MHz]	Ant Factor [dB]	Cable loss [dB]	Preamgain [dB]	Reading [dBμV]	Level [dBμV/m]	Limit [dBμV/m]	Margin [dB]	Result	Polarity	Remark
1	1779.8780	30.25	3.28	-42.70	53.78	44.61	74.00	29.39	Pass	H	Peak
2	2132.9133	31.89	3.63	-43.18	56.70	49.04	74.00	24.96	Pass	H	Peak
3	4250.0833	34.15	4.51	-42.90	55.29	51.05	74.00	22.95	Pass	H	Peak
4	4874.0000	34.50	4.78	-42.80	49.56	46.04	74.00	27.96	Pass	H	Peak
5	7311.0000	36.41	5.85	-42.14	47.43	47.55	74.00	26.45	Pass	H	Peak
6	9748.0000	37.70	6.77	-42.10	47.41	49.78	74.00	24.22	Pass	H	Peak
7	1774.4774	30.21	3.27	-42.69	58.51	49.30	74.00	24.70	Pass	V	Peak
8	1998.0998	31.69	3.47	-43.20	61.78	53.74	74.00	20.26	Pass	V	Peak
9	4874.0000	34.50	4.78	-42.80	50.31	46.79	74.00	27.21	Pass	V	Peak
10	6396.2264	35.88	5.32	-42.52	53.50	52.18	74.00	21.82	Pass	V	Peak
11	7311.0000	36.41	5.85	-42.14	46.79	46.91	74.00	27.09	Pass	V	Peak
12	9748.0000	37.70	6.77	-42.10	50.62	52.99	74.00	21.01	Pass	V	Peak

Mode:		802.11 b (11Mbps) Transmitting				Channel:		2462			
NO	Freq. [MHz]	Ant Factor [dB]	Cable loss [dB]	Preamgain [dB]	Reading [dBμV]	Level [dBμV/m]	Limit [dBμV/m]	Margin [dB]	Result	Polarity	Remark
1	1597.2597	29.04	3.07	-42.91	55.66	44.86	74.00	29.1	Pass	H	Peak
2	1998.0998	31.69	3.47	-43.20	55.92	47.88	74.00	26.1	Pass	H	Peak
3	4251.0834	34.15	4.51	-42.90	54.16	49.92	74.00	24.0	Pass	H	Peak
4	4924.0000	34.50	4.85	-42.80	51.73	48.28	74.00	25.7	Pass	H	Peak
5	7386.0000	36.49	5.85	-42.13	46.64	46.85	74.00	27.1	Pass	H	Peak
6	9848.0000	37.74	6.83	-42.10	50.33	52.80	74.00	21.2	Pass	H	Peak
7	1594.2594	29.02	3.07	-42.91	59.22	48.40	74.00	25.6	Pass	V	Peak
8	1996.0996	31.67	3.47	-43.19	61.24	53.19	74.00	20.8	Pass	V	Peak
9	2969.5970	33.15	4.46	-43.10	55.55	50.06	74.00	23.9	Pass	V	Peak
10	4924.0000	34.50	4.85	-42.80	54.20	50.75	74.00	23.2	Pass	V	Peak
11	7386.0000	36.49	5.85	-42.13	47.80	48.01	74.00	25.9	Pass	V	Peak
12	9847.4565	37.74	6.82	-42.10	52.43	54.89	74.00	19.1	Pass	V	Peak
13	9847.4573	37.74	6.82	-42.10	46.58	49.04	54.00	4.96	Pass	V	Averag

Mode:		802.11 g (6Mbps) Transmitting				Channel:		2412			
NO	Freq. [MHz]	Ant Factor [dB]	Cable loss [dB]	Preamgain [dB]	Reading [dBμV]	Level [dBμV/m]	Limit [dBμV/m]	Margin [dB]	Result	Polarity	Remark
1	1773.0773	30.20	3.27	-42.69	58.00	48.78	74.00	25.22	Pass	H	Peak
2	3190.0127	33.28	4.63	-43.10	51.30	46.11	74.00	27.89	Pass	H	Peak
3	4254.0836	34.16	4.50	-42.90	54.68	50.44	74.00	23.56	Pass	H	Peak
4	4824.0000	34.50	4.61	-42.80	46.71	43.02	74.00	30.98	Pass	H	Peak
5	7236.0000	36.34	5.79	-42.16	46.20	46.17	74.00	27.83	Pass	H	Peak
6	9648.0000	37.66	6.72	-42.10	47.57	49.85	74.00	24.15	Pass	H	Peak
7	1597.4597	29.04	3.07	-42.90	60.60	49.81	74.00	24.19	Pass	V	Peak
8	2945.5946	33.11	4.40	-43.10	53.78	48.19	74.00	25.81	Pass	V	Peak
9	4250.0833	34.15	4.51	-42.90	54.71	50.47	74.00	23.53	Pass	V	Peak
10	4824.0000	34.50	4.61	-42.80	47.35	43.66	74.00	30.34	Pass	V	Peak
11	7236.0000	36.34	5.79	-42.16	46.10	46.07	74.00	27.93	Pass	V	Peak
12	9648.0000	37.66	6.72	-42.10	48.12	50.40	74.00	23.60	Pass	V	Peak

Mode:		802.11 g (6Mbps) Transmitting				Channel:		2437			
NO	Freq. [MHz]	Ant Factor [dB]	Cable loss [dB]	Preamgain [dB]	Reading [dBμV]	Level [dBμV/m]	Limit [dBμV/m]	Margin [dB]	Result	Polarity	Remark
1	1063.4063	27.96	2.52	-43.03	56.36	43.81	74.00	30.19	Pass	H	Peak
2	1779.4779	30.24	3.28	-42.69	56.55	47.38	74.00	26.62	Pass	H	Peak
3	4259.0839	34.16	4.49	-42.89	53.55	49.31	74.00	24.69	Pass	H	Peak
4	4874.0000	34.50	4.78	-42.80	48.38	44.86	74.00	29.14	Pass	H	Peak
5	7311.0000	36.41	5.85	-42.14	46.69	46.81	74.00	27.19	Pass	H	Peak
6	9748.0000	37.70	6.77	-42.10	47.84	50.21	74.00	23.79	Pass	H	Peak
7	1598.6599	29.05	3.07	-42.90	61.01	50.23	74.00	23.77	Pass	V	Peak
8	1996.4997	31.68	3.47	-43.20	60.34	52.29	74.00	21.71	Pass	V	Peak
9	4251.0834	34.15	4.51	-42.90	55.56	51.32	74.00	22.68	Pass	V	Peak
10	4874.0000	34.50	4.78	-42.80	47.02	43.50	74.00	30.50	Pass	V	Peak
11	7311.0000	36.41	5.85	-42.14	45.95	46.07	74.00	27.93	Pass	V	Peak
12	9748.0000	37.70	6.77	-42.10	49.04	51.41	74.00	22.59	Pass	V	Peak

Mode:		802.11 g (6Mbps) Transmitting				Channel:		2462			
NO	Freq. [MHz]	Ant Factor [dB]	Cable loss [dB]	Preamgain [dB]	Reading [dBμV]	Level [dBμV/m]	Limit [dBμV/m]	Margin [dB]	Result	Polarity	Remark
1	1063.2063	27.96	2.52	-43.03	57.13	44.58	74.00	29.42	Pass	H	Peak
2	1779.0779	30.24	3.28	-42.70	56.36	47.18	74.00	26.82	Pass	H	Peak
3	4253.0835	34.15	4.50	-42.89	55.56	51.32	74.00	22.68	Pass	H	Peak
4	4924.0000	34.50	4.85	-42.80	47.60	44.15	74.00	29.85	Pass	H	Peak
5	7386.0000	36.49	5.85	-42.13	46.93	47.14	74.00	26.86	Pass	H	Peak
6	9848.0000	37.74	6.83	-42.10	47.14	49.61	74.00	24.39	Pass	H	Peak
7	1596.2596	29.04	3.07	-42.92	60.08	49.27	74.00	24.73	Pass	V	Peak
8	1995.8996	31.67	3.47	-43.19	59.66	51.61	74.00	22.39	Pass	V	Peak
9	3186.0124	33.27	4.63	-43.10	54.73	49.53	74.00	24.47	Pass	V	Peak
10	4924.0000	34.50	4.85	-42.80	48.07	44.62	74.00	29.38	Pass	V	Peak
11	7386.0000	36.49	5.85	-42.13	46.67	46.88	74.00	27.12	Pass	V	Peak
12	9848.0000	37.74	6.83	-42.10	49.18	51.65	74.00	22.35	Pass	V	Peak

Mode:		802.11 n (HT20) (6.5Mbps)				Channel:		2412			
NO	Freq. [MHz]	Ant Factor [dB]	Cable loss [dB]	Preamgain [dB]	Reading [dBμV]	Level [dBμV/m]	Limit [dBμV/m]	Margin [dB]	Result	Polarity	Remark
1	1063.2063	27.96	2.52	-43.03	55.69	43.14	74.00	30.86	Pass	H	Peak
2	1779.2779	30.24	3.28	-42.69	55.35	46.18	74.00	27.82	Pass	H	Peak
3	4249.0833	34.15	4.51	-42.90	52.91	48.67	74.00	25.33	Pass	H	Peak
4	4824.0000	34.50	4.61	-42.80	47.66	43.97	74.00	30.03	Pass	H	Peak
5	7236.0000	36.34	5.79	-42.16	45.71	45.68	74.00	28.32	Pass	H	Peak
6	9648.0000	37.66	6.72	-42.10	46.47	48.75	74.00	25.25	Pass	H	Peak
7	1598.8599	29.05	3.07	-42.90	60.75	49.97	74.00	24.03	Pass	V	Peak
8	1992.8993	31.65	3.46	-43.18	58.77	50.70	74.00	23.30	Pass	V	Peak
9	3198.0132	33.28	4.65	-43.10	55.79	50.62	74.00	23.38	Pass	V	Peak
10	4824.0000	34.50	4.61	-42.80	47.62	43.93	74.00	30.07	Pass	V	Peak
11	7236.0000	36.34	5.79	-42.16	45.84	45.81	74.00	28.19	Pass	V	Peak
12	9648.0000	37.66	6.72	-42.10	46.97	49.25	74.00	24.75	Pass	V	Peak

Mode:		802.11 n (HT20) (6.5Mbps)				Channel:		2437			
NO	Freq. [MHz]	Ant Factor [dB]	Cable loss [dB]	Preamgain [dB]	Reading [dBμV]	Level [dBμV/m]	Limit [dBμV/m]	Margin [dB]	Result	Polarity	Remark
1	1063.4063	27.96	2.52	-43.03	58.34	45.79	74.00	28.21	Pass	H	Peak
2	1773.2773	30.20	3.27	-42.69	55.03	45.81	74.00	28.19	Pass	H	Peak
3	3197.0131	33.28	4.65	-43.11	51.60	46.42	74.00	27.58	Pass	H	Peak
4	4874.0000	34.50	4.78	-42.80	46.81	43.29	74.00	30.71	Pass	H	Peak
5	7311.0000	36.41	5.85	-42.14	46.43	46.55	74.00	27.45	Pass	H	Peak
6	9748.0000	37.70	6.77	-42.10	46.62	48.99	74.00	25.01	Pass	H	Peak
7	1992.0992	31.65	3.46	-43.18	58.65	50.58	74.00	23.42	Pass	V	Peak
8	3196.0131	33.28	4.64	-43.10	55.69	50.51	74.00	23.49	Pass	V	Peak
9	4247.0831	34.15	4.51	-42.91	55.71	51.46	74.00	22.54	Pass	V	Peak
10	4874.0000	34.50	4.78	-42.80	46.96	43.44	74.00	30.56	Pass	V	Peak
11	7311.0000	36.41	5.85	-42.14	46.69	46.81	74.00	27.19	Pass	V	Peak
12	9748.0000	37.70	6.77	-42.10	46.88	49.25	74.00	24.75	Pass	V	Peak

Mode:		802.11 n (HT20) (6.5Mbps)				Channel:		2462			
NO	Freq. [MHz]	Ant Factor [dB]	Cable loss [dB]	Preamgain [dB]	Reading [dBμV]	Level [dBμV/m]	Limit [dBμV/m]	Margin [dB]	Result	Polarity	Remark
1	1778.6779	30.24	3.28	-42.70	56.07	46.89	74.00	27.11	Pass	H	Peak
2	1998.0998	31.69	3.47	-43.20	54.10	46.06	74.00	27.94	Pass	H	Peak
3	4248.0832	34.15	4.51	-42.90	54.32	50.08	74.00	23.92	Pass	H	Peak
4	4924.0000	34.50	4.85	-42.80	47.92	44.47	74.00	29.53	Pass	H	Peak
5	7386.0000	36.49	5.85	-42.13	46.20	46.41	74.00	27.59	Pass	H	Peak
6	9848.0000	37.74	6.83	-42.10	48.40	50.87	74.00	23.13	Pass	H	Peak
7	1596.4596	29.04	3.07	-42.91	60.76	49.96	74.00	24.04	Pass	V	Peak
8	1778.2778	30.24	3.28	-42.70	59.14	49.96	74.00	24.04	Pass	V	Peak
9	3192.0128	33.28	4.64	-43.11	54.30	49.11	74.00	24.89	Pass	V	Peak
10	4924.0000	34.50	4.85	-42.80	47.61	44.16	74.00	29.84	Pass	V	Peak
11	7386.0000	36.49	5.85	-42.13	47.12	47.33	74.00	26.67	Pass	V	Peak
12	9848.0000	37.74	6.83	-42.10	48.56	51.03	74.00	22.97	Pass	V	Peak

Mode:		802.11 n (HT40) (13.5Mbps)				Channel:		2422			
NO	Freq. [MHz]	Ant Factor [dB]	Cable loss [dB]	Preamgain [dB]	Reading [dBμV]	Level [dBμV/m]	Limit [dBμV/m]	Margin [dB]	Result	Polarity	Remark
1	1780.2780	30.25	3.28	-42.70	55.96	46.79	74.00	27.21	Pass	H	Peak
2	1995.0995	31.67	3.47	-43.20	54.59	46.53	74.00	27.47	Pass	H	Peak
3	3818.0545	33.65	4.37	-43.04	50.29	45.27	74.00	28.73	Pass	H	Peak
4	4844.0000	34.50	4.66	-42.80	48.28	44.64	74.00	29.36	Pass	H	Peak
5	7266.0000	36.37	5.80	-42.15	45.72	45.74	74.00	28.26	Pass	H	Peak
6	9688.0000	37.68	6.62	-42.10	46.40	48.60	74.00	25.40	Pass	H	Peak
7	1597.8598	29.05	3.07	-42.91	61.78	50.99	74.00	23.01	Pass	V	Peak
8	1994.8995	31.67	3.46	-43.19	58.45	50.39	74.00	23.61	Pass	V	Peak
9	3194.0129	33.28	4.64	-43.10	54.86	49.68	74.00	24.32	Pass	V	Peak
10	4844.0000	34.50	4.66	-42.80	48.35	44.71	74.00	29.29	Pass	V	Peak
11	7266.0000	36.37	5.80	-42.15	46.35	46.37	74.00	27.63	Pass	V	Peak
12	9688.0000	37.68	6.62	-42.10	48.07	50.27	74.00	23.73	Pass	V	Peak

Mode:		802.11 n (HT40) (13.5Mbps)				Channel:		2437			
NO	Freq. [MHz]	Ant Factor [dB]	Cable loss [dB]	Preamgain [dB]	Reading [dBμV]	Level [dBμV/m]	Limit [dBμV/m]	Margin [dB]	Result	Polarity	Remark
1	1064.4064	27.96	2.52	-43.02	55.61	43.07	74.00	30.93	Pass	H	Peak
2	1781.2781	30.26	3.29	-42.71	57.49	48.33	74.00	25.67	Pass	H	Peak
3	3817.0545	33.65	4.37	-43.04	50.54	45.52	74.00	28.48	Pass	H	Peak
4	4874.0000	34.50	4.78	-42.80	46.76	43.24	74.00	30.76	Pass	H	Peak
5	7311.0000	36.41	5.85	-42.14	46.74	46.86	74.00	27.14	Pass	H	Peak
6	9748.0000	37.70	6.77	-42.10	47.43	49.80	74.00	24.20	Pass	H	Peak
7	1593.4593	29.02	3.06	-42.91	61.48	50.65	74.00	23.35	Pass	V	Peak
8	1996.8997	31.68	3.47	-43.20	59.86	51.81	74.00	22.19	Pass	V	Peak
9	3011.0007	33.20	4.91	-43.10	53.04	48.05	74.00	25.95	Pass	V	Peak
10	4874.0000	34.50	4.78	-42.80	47.16	43.64	74.00	30.36	Pass	V	Peak
11	7311.0000	36.41	5.85	-42.14	46.60	46.72	74.00	27.28	Pass	V	Peak
12	9748.0000	37.70	6.77	-42.10	48.96	51.33	74.00	22.67	Pass	V	Peak

Mode:		802.11 n (HT40) (13.5Mbps)				Channel:		2452			
NO	Freq. [MHz]	Ant Factor [dB]	Cable loss [dB]	Preamgain [dB]	Reading [dBμV]	Level [dBμV/m]	Limit [dBμV/m]	Margin [dB]	Result	Polarity	Remark
1	1063.4063	27.9[illegible]	2.52	-43.03	56.44	43.89	74.00	30.11	Pass	H	Peak
2	1775.6776	30.2[illegible]	3.28	-42.70	55.19	45.99	74.00	28.01	Pass	H	Peak
3	1994.2994	31.6[illegible]	3.46	-43.18	54.29	46.23	74.00	27.77	Pass	H	Peak
4	4904.0000	34.5[illegible]	4.88	-42.80	47.33	43.91	74.00	30.09	Pass	H	Peak
5	7356.0000	36.4[illegible]	5.85	-42.13	46.74	46.92	74.00	27.08	Pass	H	Peak
6	9808.0000	37.7[illegible]	6.59	-42.10	47.10	49.31	74.00	24.69	Pass	H	Peak
7	1595.0595	29.0[illegible]	3.07	-42.92	60.34	49.52	74.00	24.48	Pass	V	Peak
8	3196.0131	33.2[illegible]	4.64	-43.10	55.00	49.82	74.00	24.18	Pass	V	Peak
9	4254.0836	34.1[illegible]	4.50	-42.90	51.69	47.45	74.00	26.55	Pass	V	Peak
10	4904.0000	34.5[illegible]	4.88	-42.80	47.39	43.97	74.00	30.03	Pass	V	Peak
11	7356.0000	36.4[illegible]	5.85	-42.13	47.08	47.26	74.00	26.74	Pass	V	Peak
12	9808.0000	37.7[illegible]	6.59	-42.10	48.31	50.52	74.00	23.48	Pass	V	Peak

ANT2

Mode:		802.11 b (11Mbps) Transmitting				Channel:		2412			
NO	Freq. [MHz]	Ant Factor [dB]	Cable loss [dB]	Preamgain [dB]	Reading [dBμV]	Level [dBμV/m]	Limit [dBμV/m]	Margin [dB]	Result	Polarity	Remark
1	1063.8064	27.96	2.52	-43.03	56.90	44.35	74.00	29.6	Pass	H	Peak
2	1779.4779	30.24	3.28	-42.69	57.44	48.27	74.00	25.7	Pass	H	Peak
3	1994.2994	31.66	3.46	-43.18	55.29	47.23	74.00	26.7	Pass	H	Peak
4	4824.1216	34.50	4.61	-42.80	56.86	53.17	74.00	20.8	Pass	H	Peak
5	7235.2824	36.34	5.79	-42.16	54.42	54.39	74.00	19.6	Pass	H	Peak
6	9648.0000	37.66	6.72	-42.10	48.04	50.32	74.00	23.6	Pass	H	Peak
7	7235.2829	36.34	5.79	-42.15	49.29	49.27	54.00	4.73	Pass	H	Averag
8	1593.8594	29.02	3.07	-42.92	60.21	49.38	74.00	24.6	Pass	V	Peak
9	1998.6999	31.69	3.47	-43.20	58.11	50.07	74.00	23.9	Pass	V	Peak
10	3190.0127	33.28	4.63	-43.10	54.87	49.68	74.00	24.3	Pass	V	Peak
11	4824.1216	34.50	4.61	-42.80	59.98	56.29	74.00	17.7	Pass	V	Peak
12	7237.2825	36.34	5.79	-42.16	57.40	57.37	74.00	16.6	Pass	V	Peak
13	9648.4432	37.66	6.72	-42.10	50.64	52.92	74.00	21.0	Pass	V	Peak
14	4824.1214	34.50	4.61	-42.80	57.42	53.73	54.00	0.27	Pass	Vertica	Averag
15	7237.2831	36.34	5.79	-42.15	51.80	51.78	54.00	2.22	Pass	Vertica	Averag

Mode:		802.11 b (11Mbps) Transmitting				Channel:		2437			
NO	Freq. [MHz]	Ant Factor [dB]	Cable loss [dB]	Preamgain [dB]	Reading [dBμV]	Level [dBμV/m]	Limit [dBμV/m]	Margin [dB]	Result	Polarity	Remark
1	1063.4063	27.96	2.52	-43.03	57.35	44.80	74.00	29.20	Pass	H	Peak
2	1999.2999	31.70	3.47	-43.20	54.57	46.54	74.00	27.46	Pass	H	Peak
3	4261.0841	34.17	4.49	-42.90	54.01	49.77	74.00	24.23	Pass	H	Peak
4	4874.0000	34.50	4.78	-42.80	55.96	52.44	74.00	21.56	Pass	H	Peak
5	7311.0000	36.41	5.85	-42.14	46.03	46.15	74.00	27.85	Pass	H	Peak
6	9748.0000	37.70	6.77	-42.10	48.39	50.76	74.00	23.24	Pass	H	Peak
7	1597.2597	29.04	3.07	-42.91	61.39	50.59	74.00	23.41	Pass	V	Peak
8	1993.2993	31.66	3.46	-43.18	60.68	52.62	74.00	21.38	Pass	V	Peak
9	2889.9890	33.02	4.35	-43.10	56.28	50.55	74.00	23.45	Pass	V	Peak
10	4874.1249	34.50	4.78	-42.80	58.10	54.58	74.00	19.42	Pass	V	Peak
11	7311.0000	36.41	5.85	-42.14	48.33	48.45	74.00	25.55	Pass	V	Peak
12	9747.4498	37.70	6.77	-42.10	51.71	54.08	74.00	19.92	Pass	V	Peak
13	4874.1244	34.50	4.78	-42.80	56.84	53.32	54.00	0.68	Pass	Vertical	Average
14	9747.4498	37.70	6.77	-42.10	42.34	44.71	54.00	9.29	Pass	Vertical	Average

Mode:		802.11 b (11Mbps) Transmitting				Channel:		2462			
NO	Freq. [MHz]	Ant Factor [dB]	Cable loss [dB]	Preamgain [dB]	Reading [dBμV]	Level [dBμV/m]	Limit [dBμV/m]	Margin [dB]	Result	Polarity	Remark
1	1328.4328	28.23	2.79	-42.76	55.22	43.48	74.00	30.5	Pass	H	Peak
2	1772.8773	30.20	3.27	-42.69	54.40	45.18	74.00	28.8	Pass	H	Peak
3	1994.4995	31.66	3.46	-43.18	55.35	47.29	74.00	26.7	Pass	H	Peak
4	4924.1283	34.50	4.85	-42.80	56.31	52.86	74.00	21.1	Pass	H	Peak
5	7386.0000	36.49	5.85	-42.13	48.81	49.02	74.00	24.9	Pass	H	Peak
6	9848.0000	37.74	6.83	-42.10	48.83	51.30	74.00	22.7	Pass	H	Peak
7	1064.6065	27.96	2.52	-43.02	60.06	47.52	74.00	26.4	Pass	V	Peak
8	1596.2596	29.04	3.07	-42.92	59.92	49.11	74.00	24.8	Pass	V	Peak
9	1995.8996	31.67	3.47	-43.19	58.95	50.90	74.00	23.1	Pass	V	Peak
10	4924.1283	34.50	4.85	-42.80	58.90	55.45	74.00	18.5	Pass	V	Peak
11	7384.2923	36.48	5.85	-42.12	52.68	52.89	74.00	21.1	Pass	V	Peak
12	9847.4565	37.74	6.82	-42.10	51.95	54.41	74.00	19.5	Pass	V	Peak
13	4924.1289	34.50	4.85	-42.80	55.97	52.52	54.00	1.48	Pass	Vertic	Averag
14	9847.4573	37.74	6.82	-42.10	44.26	46.72	54.00	7.28	Pass	Vertic	Averag

Mode:		802.11 g (6Mbps) Transmitting				Channel:		2412			
NO	Freq. [MHz]	Ant Factor [dB]	Cable loss [dB]	Preamgain [dB]	Reading [dBμV]	Level [dBμV/m]	Limit [dBμV/m]	Margin [dB]	Result	Polarity	Remark
1	1063.6064	27.96	2.52	-43.03	57.75	45.20	74.00	28.80	Pass	H	Peak
2	1776.4776	30.22	3.28	-42.70	55.86	46.66	74.00	27.34	Pass	H	Peak
3	4258.0839	34.16	4.49	-42.89	52.12	47.88	74.00	26.12	Pass	H	Peak
4	4824.0000	34.50	4.61	-42.80	47.25	43.56	74.00	30.44	Pass	H	Peak
5	7236.0000	36.34	5.79	-42.16	47.08	47.05	74.00	26.95	Pass	H	Peak
6	9648.0000	37.66	6.72	-42.10	48.01	50.29	74.00	23.71	Pass	H	Peak
7	1594.6595	29.02	3.07	-42.91	61.23	50.41	74.00	23.59	Pass	V	Peak
8	1995.0995	31.67	3.47	-43.20	60.11	52.05	74.00	21.95	Pass	V	Peak
9	3199.0133	33.28	4.65	-43.10	55.28	50.11	74.00	23.89	Pass	V	Peak
10	4813.1209	34.50	4.58	-42.80	53.56	49.84	74.00	24.16	Pass	V	Peak
11	7236.0000	36.34	5.79	-42.16	48.87	48.84	74.00	25.16	Pass	V	Peak
12	9647.4432	37.66	6.71	-42.10	52.24	54.51	74.00	19.49	Pass	V	Peak
13	9647.4442	37.66	6.71	-42.10	45.05	47.32	54.00	6.68	Pass	Vertica	Avera

Mode:		802.11 g (6Mbps) Transmitting				Channel:		2437			
NO	Freq. [MHz]	Ant Factor [dB]	Cable loss [dB]	Preamgain [dB]	Reading [dBμV]	Level [dBμV/m]	Limit [dBμV/m]	Margin [dB]	Result	Polarity	Remark
1	1777.0777	30.23	3.28	-42.70	55.29	46.10	74.00	27.90	Pass	H	Peak
2	1999.7000	31.70	3.47	-43.20	54.93	46.90	74.00	27.10	Pass	H	Peak
3	4257.0838	34.16	4.49	-42.89	54.56	50.32	74.00	23.68	Pass	H	Peak
4	4874.0000	34.50	4.78	-42.80	48.43	44.91	74.00	29.09	Pass	H	Peak
5	7311.0000	36.41	5.85	-42.14	47.48	47.60	74.00	26.40	Pass	H	Peak
6	9748.0000	37.70	6.77	-42.10	49.92	52.29	74.00	21.71	Pass	H	Peak
7	1597.8598	29.05	3.07	-42.91	60.39	49.60	74.00	24.40	Pass	V	Peak
8	1994.2994	31.66	3.46	-43.18	60.02	51.96	74.00	22.04	Pass	V	Peak
9	3375.0250	33.35	4.54	-43.10	53.16	47.95	74.00	26.05	Pass	V	Peak
10	4869.1246	34.50	4.76	-42.80	50.54	47.00	74.00	27.00	Pass	V	Peak
11	7311.0000	36.41	5.85	-42.14	46.72	46.84	74.00	27.16	Pass	V	Peak
12	9748.4499	37.70	6.77	-42.10	52.08	54.45	74.00	19.55	Pass	V	Peak
13	9748.4490	37.70	6.77	-42.10	43.29	45.66	54.00	8.34	Pass	Vertica	Avera

Mode:		802.11 g (6Mbps) Transmitting				Channel:		2462			
NO	Freq. [MHz]	Ant Factor [dB]	Cable loss [dB]	Preamgain [dB]	Reading [dBμV]	Level [dBμV/m]	Limit [dBμV/m]	Margin [dB]	Result	Polarity	Remark
1	1064.4064	27.96	2.52	-43.02	59.09	46.55	74.00	27.45	Pass	H	Peak
2	1994.8995	31.67	3.46	-43.19	56.74	48.68	74.00	25.32	Pass	H	Peak
3	4262.0841	34.17	4.48	-42.89	52.28	48.04	74.00	25.96	Pass	H	Peak
4	4924.0000	34.50	4.85	-42.80	47.46	44.01	74.00	29.99	Pass	H	Peak
5	7386.0000	36.49	5.85	-42.13	46.30	46.51	74.00	27.49	Pass	H	Peak
6	9848.0000	37.74	6.83	-42.10	48.53	51.00	74.00	23.00	Pass	H	Peak
7	1593.6594	29.02	3.06	-42.91	58.73	47.90	74.00	26.10	Pass	V	Peak
8	1998.8999	31.69	3.47	-43.20	59.92	51.88	74.00	22.12	Pass	V	Peak
9	3187.0125	33.27	4.63	-43.10	54.51	49.31	74.00	24.69	Pass	V	Peak
10	4924.0000	34.50	4.85	-42.80	48.68	45.23	74.00	28.77	Pass	V	Peak
11	7386.0000	36.49	5.85	-42.13	47.07	47.28	74.00	26.72	Pass	V	Peak
12	9848.0000	37.74	6.83	-42.10	48.70	51.17	74.00	22.83	Pass	V	Peak

Mode:		802.11 n (HT20) (6.5Mbps)				Channel:		2412			
NO	Freq. [MHz]	Ant Factor [dB]	Cable loss [dB]	Preamgain [dB]	Reading [dBμV]	Level [dBμV/m]	Limit [dBμV/m]	Margin [dB]	Result	Polarity	Remark
1	1597.2597	29.04	3.07	-42.91	55.26	44.46	74.00	29.54	Pass	H	Peak
2	1992.2992	31.65	3.46	-43.18	54.62	46.55	74.00	27.45	Pass	H	Peak
3	4262.0841	34.17	4.48	-42.89	53.72	49.48	74.00	24.52	Pass	H	Peak
4	4824.0000	34.50	4.61	-42.80	48.03	44.34	74.00	29.66	Pass	H	Peak
5	7236.0000	36.34	5.79	-42.16	45.30	45.27	74.00	28.73	Pass	H	Peak
6	9648.0000	37.66	6.72	-42.10	48.91	51.19	74.00	22.81	Pass	H	Peak
7	1593.6594	29.02	3.06	-42.91	61.19	50.36	74.00	23.64	Pass	V	Peak
8	1998.2998	31.69	3.47	-43.20	61.18	53.14	74.00	20.86	Pass	V	Peak
9	3186.0124	33.27	4.63	-43.10	55.51	50.31	74.00	23.69	Pass	V	Peak
10	4824.0000	34.50	4.61	-42.80	48.06	44.37	74.00	29.63	Pass	V	Peak
11	7236.0000	36.34	5.79	-42.16	46.99	46.96	74.00	27.04	Pass	V	Peak
12	9648.0000	37.66	6.72	-42.10	46.38	48.66	74.00	25.34	Pass	V	Peak

Mode:		802.11 n (HT20) (6.5Mbps)				Channel:		2437			
NO	Freq. [MHz]	Ant Factor [dB]	Cable loss [dB]	Preamgain [dB]	Reading [dBμV]	Level [dBμV/m]	Limit [dBμV/m]	Margin [dB]	Result	Polarity	Remark
1	1332.4332	28.23	2.80	-42.75	56.74	45.02	74.00	28.98	Pass	H	Peak
2	1993.0993	31.65	3.46	-43.18	57.07	49.00	74.00	25.00	Pass	H	Peak
3	4254.0836	34.16	4.50	-42.90	51.90	47.66	74.00	26.34	Pass	H	Peak
4	4874.0000	34.50	4.78	-42.80	47.62	44.10	74.00	29.90	Pass	H	Peak
5	7311.0000	36.41	5.85	-42.14	47.34	47.46	74.00	26.54	Pass	H	Peak
6	9748.0000	37.70	6.77	-42.10	50.48	52.85	74.00	21.15	Pass	H	Peak
7	1064.2064	27.96	2.52	-43.02	59.58	47.04	74.00	26.96	Pass	V	Peak
8	1592.8593	29.01	3.06	-42.91	60.83	49.99	74.00	24.01	Pass	V	Peak
9	1993.6994	31.66	3.46	-43.18	60.44	52.38	74.00	21.62	Pass	V	Peak
10	4874.0000	34.50	4.78	-42.80	49.05	45.53	74.00	28.47	Pass	V	Peak
11	7311.0000	36.41	5.85	-42.14	46.77	46.89	74.00	27.11	Pass	V	Peak
12	9748.0000	37.70	6.77	-42.10	50.12	52.49	74.00	21.51	Pass	V	Peak

Mode:		802.11 n (HT20) (6.5Mbps)				Channel:		2462			
NO	Freq. [MHz]	Ant Factor [dB]	Cable loss [dB]	Preamgain [dB]	Reading [dBμV]	Level [dBμV/m]	Limit [dBμV/m]	Margin [dB]	Result	Polarity	Remark
1	1063.0063	27.96	2.52	-43.03	57.36	44.81	74.00	29.19	Pass	H	Peak
2	1599.4599	29.06	3.07	-42.91	57.53	46.75	74.00	27.25	Pass	H	Peak
3	4258.0839	34.16	4.49	-42.89	53.85	49.61	74.00	24.39	Pass	H	Peak
4	4924.0000	34.50	4.85	-42.80	48.38	44.93	74.00	29.07	Pass	H	Peak
5	7386.0000	36.49	5.85	-42.13	45.61	45.82	74.00	28.18	Pass	H	Peak
6	9848.0000	37.74	6.83	-42.10	48.71	51.18	74.00	22.82	Pass	H	Peak
7	1592.8593	29.01	3.06	-42.91	60.46	49.62	74.00	24.38	Pass	V	Peak
8	1994.8995	31.67	3.46	-43.19	60.99	52.93	74.00	21.07	Pass	V	Peak
9	3199.0133	33.28	4.65	-43.10	53.12	47.95	74.00	26.05	Pass	V	Peak
10	4924.0000	34.50	4.85	-42.80	47.95	44.50	74.00	29.50	Pass	V	Peak
11	7386.0000	36.49	5.85	-42.13	46.79	47.00	74.00	27.00	Pass	V	Peak
12	9848.0000	37.74	6.83	-42.10	50.60	53.07	74.00	20.93	Pass	V	Peak

Mode:		802.11 n (HT40) (13.5Mbps)				Channel:		2422			
NO	Freq. [MHz]	Ant Factor [dB]	Cable loss [dB]	Preamgain [dB]	Reading [dBμV]	Level [dBμV/m]	Limit [dBμV/m]	Margin [dB]	Result	Polarity	Remark
1	1063.8064	27.96	2.52	-43.03	57.45	44.90	74.00	29.10	Pass	H	Peak
2	1597.4597	29.04	3.07	-42.90	56.10	45.31	74.00	28.69	Pass	H	Peak
3	1994.0994	31.66	3.46	-43.18	56.54	48.48	74.00	25.52	Pass	H	Peak
4	4844.0000	34.50	4.66	-42.80	46.73	43.09	74.00	30.91	Pass	H	Peak
5	7266.0000	36.37	5.80	-42.15	46.51	46.53	74.00	27.47	Pass	H	Peak
6	9688.0000	37.68	6.62	-42.10	47.83	50.03	74.00	23.97	Pass	H	Peak
7	1063.6064	27.96	2.52	-43.03	60.51	47.96	74.00	26.04	Pass	V	Peak
8	1595.6596	29.03	3.07	-42.91	59.83	49.02	74.00	24.98	Pass	V	Peak
9	1991.8992	31.65	3.46	-43.18	60.43	52.36	74.00	21.64	Pass	V	Peak
10	4844.0000	34.50	4.66	-42.80	47.94	44.30	74.00	29.70	Pass	V	Peak
11	7266.0000	36.37	5.80	-42.15	46.29	46.31	74.00	27.69	Pass	V	Peak
12	9687.4458	37.67	6.62	-42.09	51.68	53.88	74.00	20.12	Pass	V	Peak

Mode:		802.11 n (HT40) (13.5Mbps)				Channel:		2437			
NO	Freq. [MHz]	Ant Factor [dB]	Cable loss [dB]	Preamgain [dB]	Reading [dBμV]	Level [dBμV/m]	Limit [dBμV/m]	Margin [dB]	Result	Polarity	Remark
1	1595.2595	29.03	3.07	-42.91	54.81	44.00	74.00	30.00	Pass	H	Peak
2	1999.5000	31.70	3.47	-43.20	55.62	47.59	74.00	26.41	Pass	H	Peak
3	4248.0832	34.15	4.51	-42.90	53.22	48.98	74.00	25.02	Pass	H	Peak
4	4874.0000	34.50	4.78	-42.80	47.47	43.95	74.00	30.05	Pass	H	Peak
5	7311.0000	36.41	5.85	-42.14	46.84	46.96	74.00	27.04	Pass	H	Peak
6	9748.0000	37.70	6.77	-42.10	48.73	51.10	74.00	22.90	Pass	H	Peak
7	1599.0599	29.05	3.07	-42.90	60.37	49.59	74.00	24.41	Pass	V	Peak
8	1998.4999	31.69	3.47	-43.20	60.20	52.16	74.00	21.84	Pass	V	Peak
9	3192.0128	33.28	4.64	-43.11	56.20	51.01	74.00	22.99	Pass	V	Peak
10	4874.0000	34.50	4.78	-42.80	48.98	45.46	74.00	28.54	Pass	V	Peak
11	7311.0000	36.41	5.85	-42.14	47.13	47.25	74.00	26.75	Pass	V	Peak
12	9748.0000	37.70	6.77	-42.10	50.54	52.91	74.00	21.09	Pass	V	Peak

Mode:		802.11 n (HT40) (13.5Mbps)				Channel:		2452			
NO	Freq. [MHz]	Ant Factor [dB]	Cable loss [dB]	Preamgain [dB]	Reading [dBμV]	Level [dBμV/m]	Limit [dBμV/m]	Margin [dB]	Result	Polarity	Remark
1	1064.0064	27.9[illegible]	2.52	-43.02	55.92	43.38	74.00	30.62	Pass	H	Peak
2	1598.4598	29.0[illegible]	3.07	-42.90	55.63	44.85	74.00	29.15	Pass	H	Peak
3	1990.4991	31.6[illegible]	3.46	-43.18	54.99	46.91	74.00	27.09	Pass	H	Peak
4	4904.0000	34.5[illegible]	4.88	-42.80	47.83	44.41	74.00	29.59	Pass	H	Peak
5	7356.0000	36.4[illegible]	5.85	-42.13	47.33	47.51	74.00	26.49	Pass	H	Peak
6	9808.0000	37.7[illegible]	6.59	-42.10	48.93	51.14	74.00	22.86	Pass	H	Peak
7	1595.4595	29.0[illegible]	3.07	-42.91	60.17	49.36	74.00	24.64	Pass	V	Peak
8	1998.6999	31.6[illegible]	3.47	-43.20	60.63	52.59	74.00	21.41	Pass	V	Peak
9	3187.0125	33.2[illegible]	4.63	-43.10	55.58	50.38	74.00	23.62	Pass	V	Peak
10	4904.0000	34.5[illegible]	4.88	-42.80	48.58	45.16	74.00	28.84	Pass	V	Peak
11	7356.0000	36.4[illegible]	5.85	-42.13	46.63	46.81	74.00	27.19	Pass	V	Peak
12	9808.0000	37.7[illegible]	6.59	-42.10	50.99	53.20	74.00	20.80	Pass	V	Peak

MIMO

Mode:		802.11 n (HT20) (6.5Mbps)				Channel:		2412			
NO	Freq. [MHz]	Ant Factor [dB]	Cable loss [dB]	Preamgain [dB]	Reading [dBμV]	Level [dBμV/m]	Limit [dBμV/m]	Margin [dB]	Result	Polarity	Remark
1	1598.8599	29.05	3.07	-42.90	55.66	44.88	74.00	29.12	Pass	H	Peak
2	1990.8991	31.64	3.46	-43.18	57.48	49.40	74.00	24.60	Pass	H	Peak
3	4249.0833	34.15	4.51	-42.90	51.31	47.07	74.00	26.93	Pass	H	Peak
4	4824.0000	34.50	4.61	-42.80	47.83	44.14	74.00	29.86	Pass	H	Peak
5	7236.0000	36.34	5.79	-42.16	46.11	46.08	74.00	27.92	Pass	H	Peak
6	9648.0000	37.66	6.72	-42.10	48.57	50.85	74.00	23.15	Pass	H	Peak
7	1593.4593	29.02	3.06	-42.91	61.60	50.77	74.00	23.23	Pass	V	Peak
8	1996.6997	31.68	3.47	-43.20	59.82	51.77	74.00	22.23	Pass	V	Peak
9	3996.0664	33.80	4.33	-43.00	55.95	51.08	74.00	22.92	Pass	V	Peak
10	4824.0000	34.50	4.61	-42.80	47.10	43.41	74.00	30.59	Pass	V	Peak
11	7236.0000	36.34	5.79	-42.16	46.97	46.94	74.00	27.06	Pass	V	Peak
12	9647.4432	37.66	6.71	-42.10	50.33	52.60	74.00	21.40	Pass	V	Peak

Mode:		802.11 n (HT20) (6.5Mbps)				Channel:		2437			
NO	Freq. [MHz]	Ant Factor [dB]	Cable loss [dB]	Preamgain [dB]	Reading [dBμV]	Level [dBμV/m]	Limit [dBμV/m]	Margin [dB]	Result	Polarity	Remark
1	1593.0593	29.01	3.06	-42.91	57.25	46.41	74.00	27.59	Pass	H	Peak
2	1997.0997	31.68	3.47	-43.19	56.39	48.35	74.00	25.65	Pass	H	Peak
3	4265.0843	34.17	4.48	-42.90	52.54	48.29	74.00	25.71	Pass	H	Peak
4	4874.0000	34.50	4.78	-42.80	47.08	43.56	74.00	30.44	Pass	H	Peak
5	7311.0000	36.41	5.85	-42.14	46.57	46.69	74.00	27.31	Pass	H	Peak
6	9748.0000	37.70	6.77	-42.10	50.00	52.37	74.00	21.63	Pass	H	Peak
7	1594.8595	29.03	3.07	-42.92	60.33	49.51	74.00	24.49	Pass	V	Peak
8	1992.6993	31.65	3.46	-43.18	60.44	52.37	74.00	21.63	Pass	V	Peak
9	4259.0839	34.16	4.49	-42.89	55.30	51.06	74.00	22.94	Pass	V	Peak
10	4874.0000	34.50	4.78	-42.80	46.90	43.38	74.00	30.62	Pass	V	Peak
11	7311.0000	36.41	5.85	-42.14	45.73	45.85	74.00	28.15	Pass	V	Peak
12	9748.4499	37.70	6.77	-42.10	50.69	53.06	74.00	20.94	Pass	V	Peak

Mode:		802.11 n (HT20) (6.5Mbps)				Channel:		2462			
NO	Freq. [MHz]	Ant Factor [dB]	Cable loss [dB]	Preamgain [dB]	Reading [dBμV]	Level [dBμV/m]	Limit [dBμV/m]	Margin [dB]	Result	Polarity	Remark
1	1593.0593	29.01	3.06	-42.91	55.39	44.55	74.00	29.45	Pass	H	Peak
2	1994.0994	31.66	3.46	-43.18	55.73	47.67	74.00	26.33	Pass	H	Peak
3	3187.0125	33.27	4.63	-43.10	51.66	46.46	74.00	27.54	Pass	H	Peak
4	4924.0000	34.50	4.85	-42.80	47.66	44.21	74.00	29.79	Pass	H	Peak
5	7386.0000	36.49	5.85	-42.13	47.45	47.66	74.00	26.34	Pass	H	Peak
6	9848.0000	37.74	6.83	-42.10	49.62	52.09	74.00	21.91	Pass	H	Peak
7	1595.4595	29.03	3.07	-42.91	60.96	50.15	74.00	23.85	Pass	V	Peak
8	1997.0997	31.68	3.47	-43.19	60.59	52.55	74.00	21.45	Pass	V	Peak
9	3195.0130	33.28	4.64	-43.10	54.33	49.15	74.00	24.85	Pass	V	Peak
10	4924.0000	34.50	4.85	-42.80	47.07	43.62	74.00	30.38	Pass	V	Peak
11	7386.0000	36.49	5.85	-42.13	47.25	47.46	74.00	26.54	Pass	V	Peak
12	9848.0000	37.74	6.83	-42.10	48.22	50.69	74.00	23.31	Pass	V	Peak

Mode:		802.11 n (HT40) (13.5Mbps)				Channel:		2422			
NO	Freq. [MHz]	Ant Factor [dB]	Cable loss [dB]	Preamgain [dB]	Reading [dBμV]	Level [dBμV/m]	Limit [dBμV/m]	Margin [dB]	Result	Polarity	Remark
1	1597.0597	29.04	3.07	-42.91	55.44	44.64	74.00	29.36	Pass	H	Peak
2	1994.0994	31.66	3.46	-43.18	58.46	50.40	74.00	23.60	Pass	H	Peak
3	4250.0833	34.15	4.51	-42.90	51.71	47.47	74.00	26.53	Pass	H	Peak
4	4844.0000	34.50	4.66	-42.80	48.59	44.95	74.00	29.05	Pass	H	Peak
5	7266.0000	36.37	5.80	-42.15	46.54	46.56	74.00	27.44	Pass	H	Peak
6	9688.0000	37.68	6.62	-42.10	49.05	51.25	74.00	22.75	Pass	H	Peak
7	1595.4595	29.03	3.07	-42.91	60.81	50.00	74.00	24.00	Pass	V	Peak
8	1994.0994	31.66	3.46	-43.18	61.07	53.01	74.00	20.99	Pass	V	Peak
9	2920.5921	33.07	4.39	-43.10	54.61	48.97	74.00	25.03	Pass	V	Peak
10	4844.0000	34.50	4.66	-42.80	47.33	43.69	74.00	30.31	Pass	V	Peak
11	7266.0000	36.37	5.80	-42.15	45.98	46.00	74.00	28.00	Pass	V	Peak
12	9688.0000	37.68	6.62	-42.10	49.19	51.39	74.00	22.61	Pass	V	Peak

Mode:		802.11 n (HT40) (13.5Mbps)				Channel:		2437			
NO	Freq. [MHz]	Ant Factor [dB]	Cable loss [dB]	Preamgain [dB]	Reading [dBμV]	Level [dBμV/m]	Limit [dBμV/m]	Margin [dB]	Result	Polarity	Remark
1	1063.8064	27.96	2.52	-43.03	58.34	45.79	74.00	28.21	Pass	H	Peak
2	1596.6597	29.04	3.07	-42.91	56.85	46.05	74.00	27.95	Pass	H	Peak
3	1993.6994	31.66	3.46	-43.18	53.43	45.37	74.00	28.63	Pass	H	Peak
4	4874.0000	34.50	4.78	-42.80	48.20	44.68	74.00	29.32	Pass	H	Peak
5	7311.0000	36.41	5.85	-42.14	46.22	46.34	74.00	27.66	Pass	H	Peak
6	9748.0000	37.70	6.77	-42.10	49.32	51.69	74.00	22.31	Pass	H	Peak
7	1594.4594	29.02	3.07	-42.91	61.11	50.29	74.00	23.71	Pass	V	Peak
8	1776.6777	30.23	3.28	-42.70	59.24	50.05	74.00	23.95	Pass	V	Peak
9	3198.0132	33.28	4.65	-43.10	53.66	48.49	74.00	25.51	Pass	V	Peak
10	4874.0000	34.50	4.78	-42.80	48.15	44.63	74.00	29.37	Pass	V	Peak
11	7311.0000	36.41	5.85	-42.14	46.17	46.29	74.00	27.71	Pass	V	Peak
12	9748.0000	37.70	6.77	-42.10	49.79	52.16	74.00	21.84	Pass	V	Peak

Mode:		802.11 n (HT40) (13.5Mbps)				Channel:		2452			
NO	Freq. [MHz]	Ant Factor [dB]	Cable loss [dB]	Preamgain [dB]	Reading [dBμV]	Level [dBμV/m]	Limit [dBμV/m]	Margin [dB]	Result	Polarity	Remark
1	1776.6777	30.23	3.28	-42.70	55.94	46.75	74.00	27.25	Pass	H	Peak
2	3186.0124	33.27	4.63	-43.10	52.48	47.28	74.00	26.72	Pass	H	Peak
3	4252.0835	34.15	4.51	-42.90	54.09	49.85	74.00	24.15	Pass	H	Peak
4	4904.0000	34.50	4.88	-42.80	47.20	43.78	74.00	30.22	Pass	H	Peak
5	7356.0000	36.46	5.85	-42.13	46.25	46.43	74.00	27.57	Pass	H	Peak
6	9808.0000	37.72	6.59	-42.10	49.87	52.08	74.00	21.92	Pass	H	Peak
7	1995.0995	31.67	3.47	-43.20	59.92	51.86	74.00	22.14	Pass	V	Peak
8	3196.0131	33.28	4.64	-43.10	54.59	49.41	74.00	24.59	Pass	V	Peak
9	4261.0841	34.17	4.49	-42.90	53.79	49.55	74.00	24.45	Pass	V	Peak
10	4904.0000	34.50	4.88	-42.80	47.01	43.59	74.00	30.41	Pass	V	Peak
11	7356.0000	36.46	5.85	-42.13	46.79	46.97	74.00	27.03	Pass	V	Peak
12	9808.0000	37.72	6.59	-42.10	48.98	51.19	74.00	22.81	Pass	V	Peak

Note:

1) Through Pre-scan transmitting mode and charge+transmitter mode with all kind of modulation and data rate, find the 11Mbps of rate is the worst case of 802.11b; 6Mbpsof rate is the worst case of 802.11g; 6.5Mbps of rate is the worst case of 802.11n(HT20) ; 13.5Mbps of rate is the worst case of 802.11n(HT40),and then Only the worst case is recorded in the report.

2) The field strength is calculated by adding the Antenna Factor, Cable Factor & Preamplifier. The basic equation with a sample calculation is as follows:

Final Test Level =Receiver Reading - Correct Factor

Correct Factor = Preamplifier Factor– Antenna Factor–Cable Factor

3) Scan from 9kHz to 25GHz, the disturbance above 13GHz and below 30MHz was very low, and the above harmonics were the highest point could be found when testing, so only the above harmonics had been displayed. The amplitude of spurious emissions from the radiator which are attenuated more than 20dB below the limit need not be reported.

PHOTOGRAPHS OF EUT Constructional Details

Refer to Report No. EED32M00052601 for EUT external and internal photos.

*** End of Report ***

The test report is effective only with both signature and specialized stamp, The result(s) shown in this report refer only to the sample(s) tested. Without written approval of CTI, this report can't be reproduced except in full.