# Appendix B: 20dB Emission Bandwidth

## Test Result

| TestMode | Antenna | Channel | 20db EBW[MHz] | FL[MHz] | FH[MHz] | Limit[MHz] | Verdict |
|---|---|---|---|---|---|---|---|
| DH5 | Ant1 | 2402 | 0.96 | 2401.559 | 2402.516 | --- | --- |
| | | 2441 | 0.95 | 2440.562 | 2441.513 | --- | --- |
| | | 2480 | 0.95 | 2479.562 | 2480.516 | --- | --- |
| 2DH5 | Ant1 | 2402 | 1.40 | 2401.325 | 2402.729 | --- | --- |
| | | 2441 | 1.42 | 2440.316 | 2441.735 | --- | --- |
| | | 2480 | 1.43 | 2479.931 | 2481.365 | --- | --- |
| 3DH5 | Ant1 | 2402 | 1.38 | 2401.334 | 2402.711 | --- | --- |
| | | 2441 | 1.44 | 2440.28 | 2441.723 | --- | --- |
| | | 2480 | 1.46 | 2479.28 | 2480.738 | --- | --- |

## Test Graphs

DH5_Ant1_2402

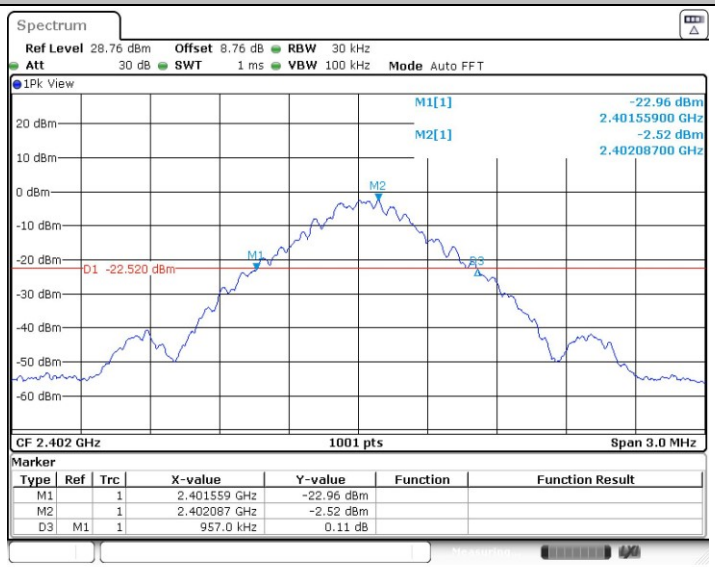


DH5_Ant1_2441

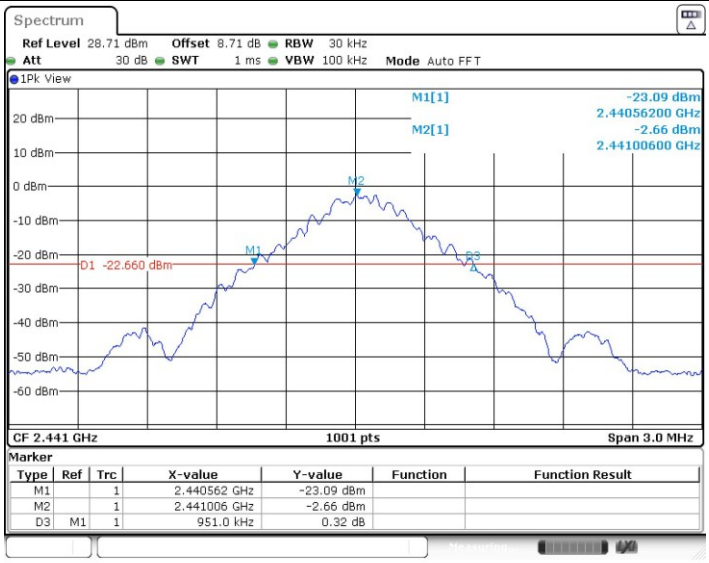


DH5_Ant1_2480

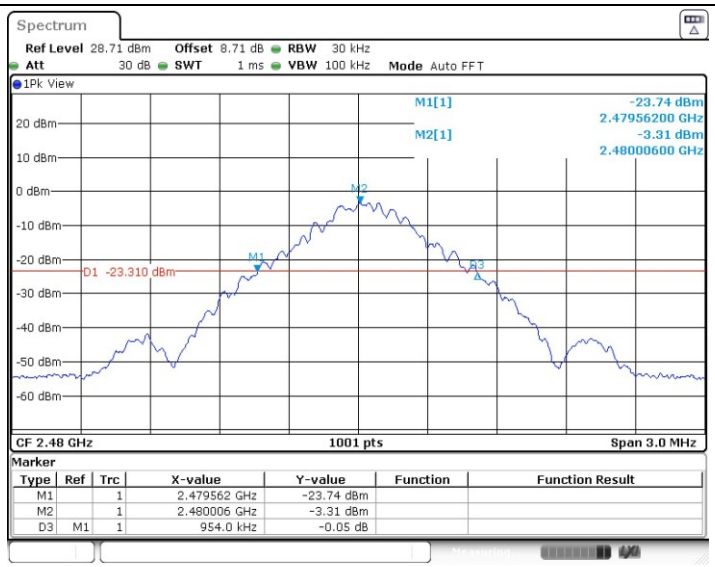


2DH5_Ant1_2402

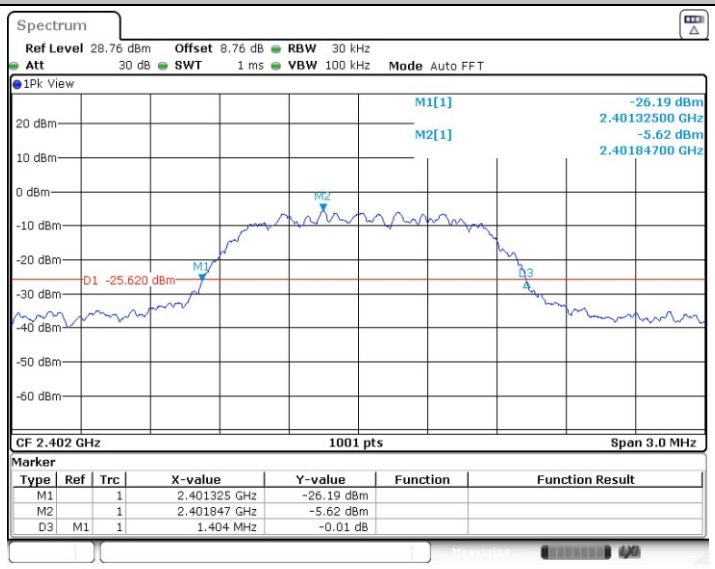


2DH5_Ant1_2441

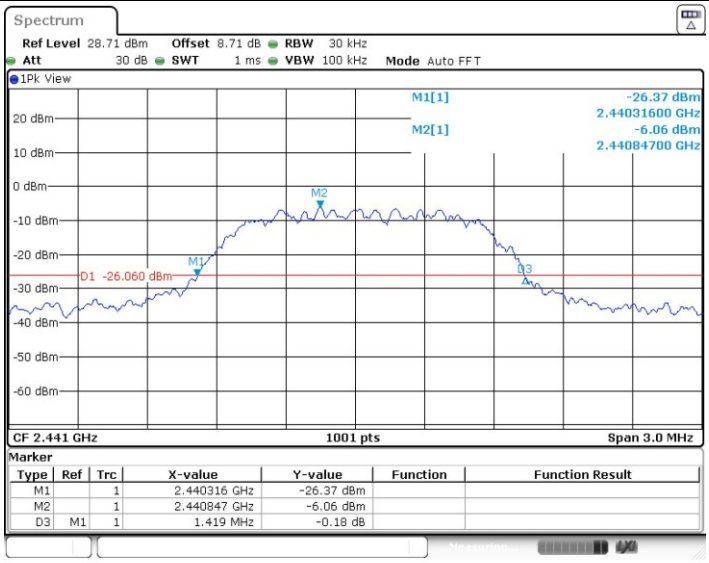

## 2DH5_Ant1_2480

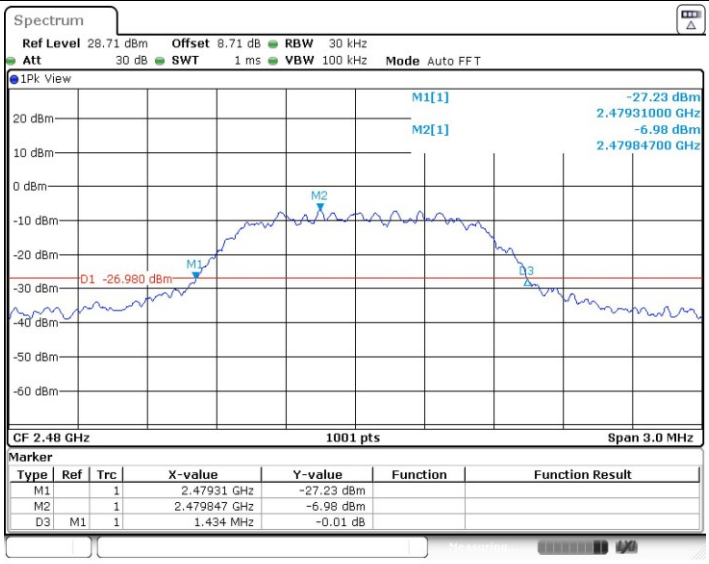


## 3DH5_Ant1_2402

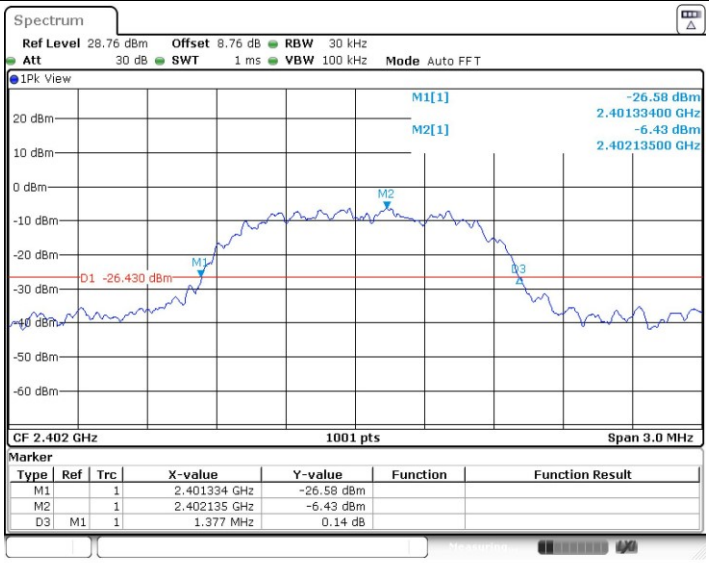


## 3DH5_Ant1_2441

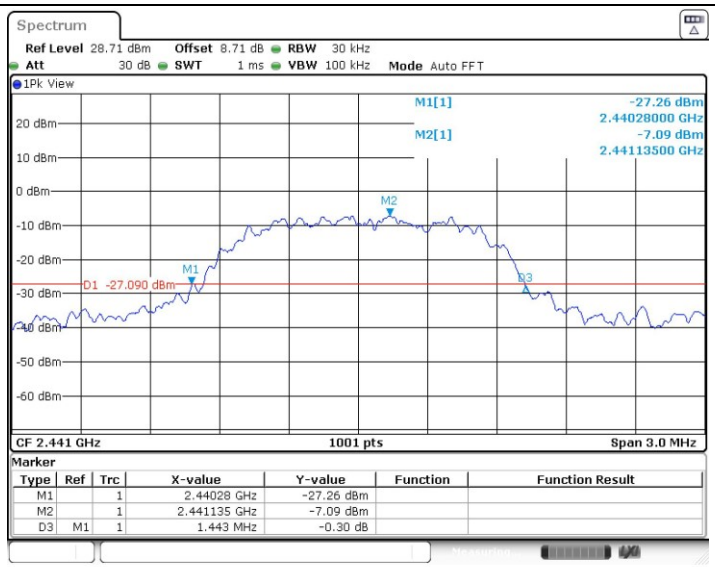


3DH5_Ant1_2480

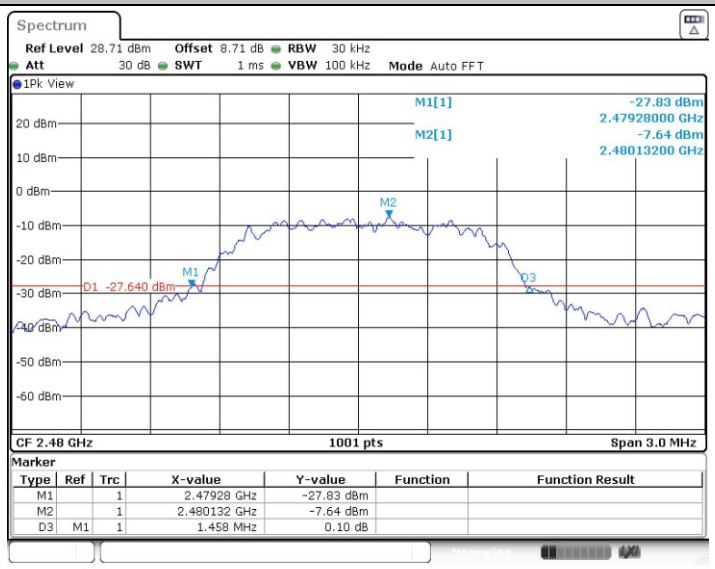

# Appendix C: Occupied Channel Bandwidth

## Test Result

| TestMode | Antenna | Channel | OCB [MHz] | FL[MHz] | FH[MHz] | Limit[MHz] | Verdict |
|---|---|---|---|---|---|---|---|
| DH5 | Ant1 | 2402 | 0.875 | 2401.589 | 2402.465 | --- | --- |
| | | 2441 | 0.857 | 2440.598 | 2441.456 | --- | --- |
| | | 2480 | 0.857 | 2479.598 | 2480.456 | --- | --- |
| 2DH5 | Ant1 | 2402 | 1.259 | 2401.404 | 2402.662 | --- | --- |
| | | 2441 | 1.292 | 2440.386 | 2441.677 | --- | --- |
| | | 2480 | 1.304 | 2479.383 | 2480.686 | --- | --- |
| 3DH5 | Ant1 | 2402 | 1.247 | 2401.401 | 2402.647 | --- | --- |
| | | 2441 | 1.262 | 2440.392 | 2441.653 | --- | --- |
| | | 2480 | 1.289 | 2479.377 | 2480.665 | --- | --- |

## Test Graphs

DH5_Ant1_2402

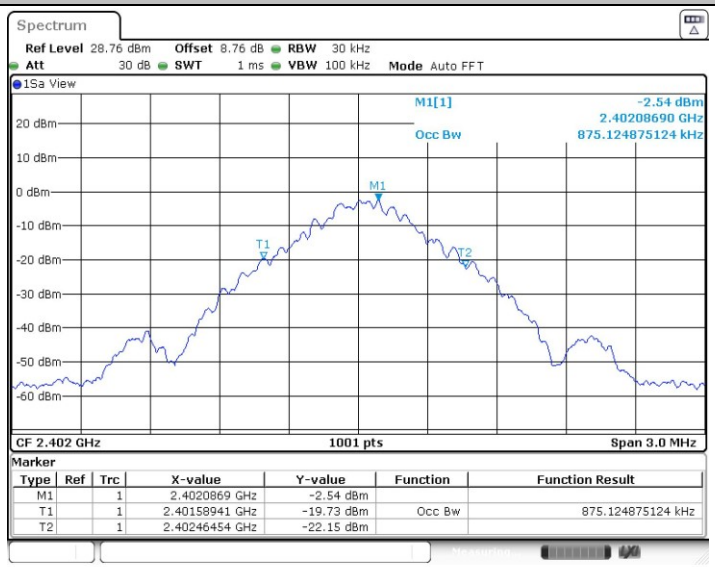


DH5_Ant1_2441

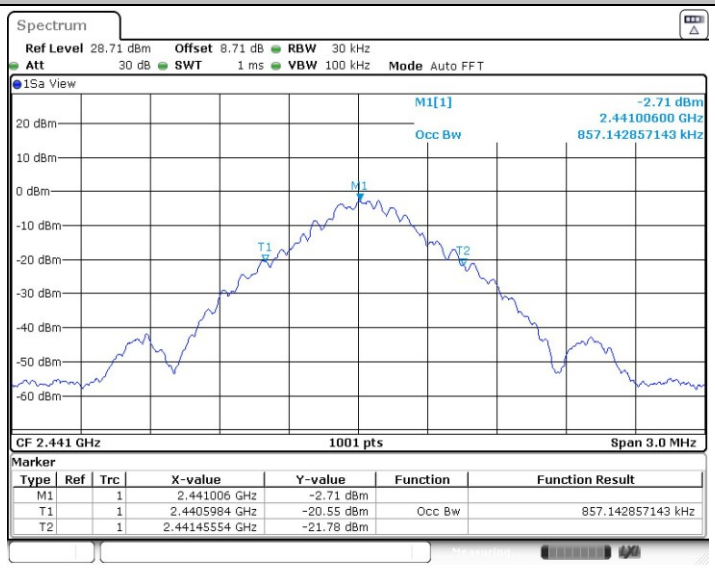


DH5_Ant1_2480

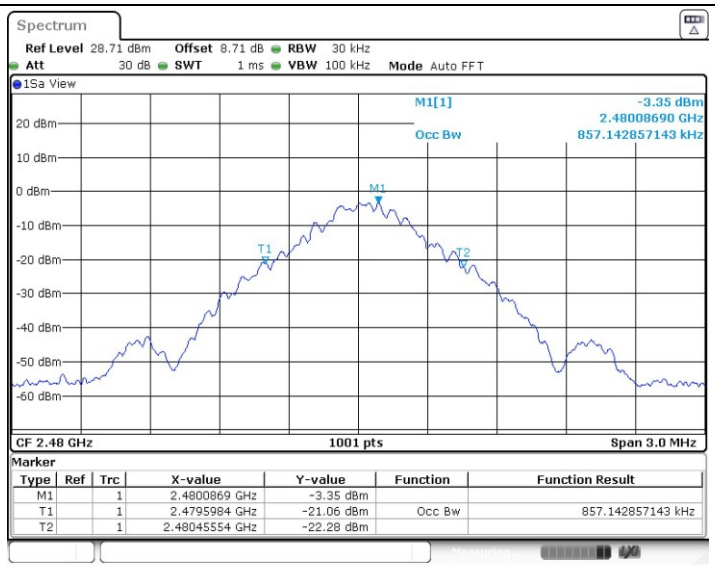


2DH5_Ant1_2402

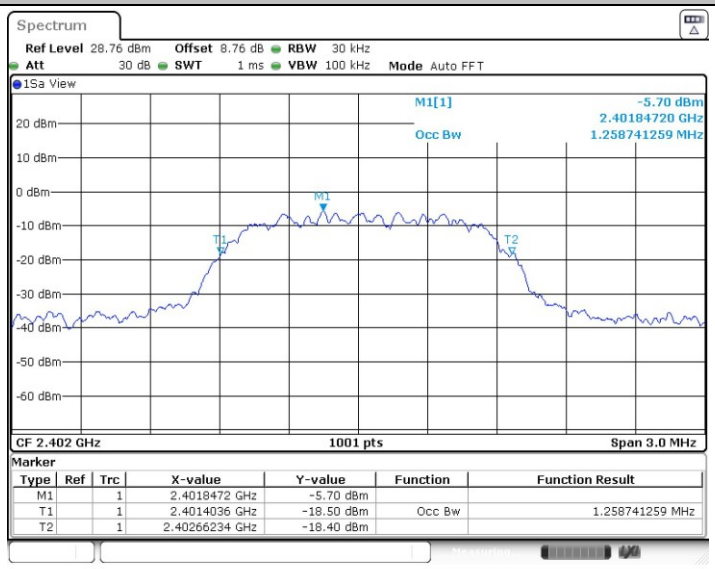


2DH5_Ant1_2441

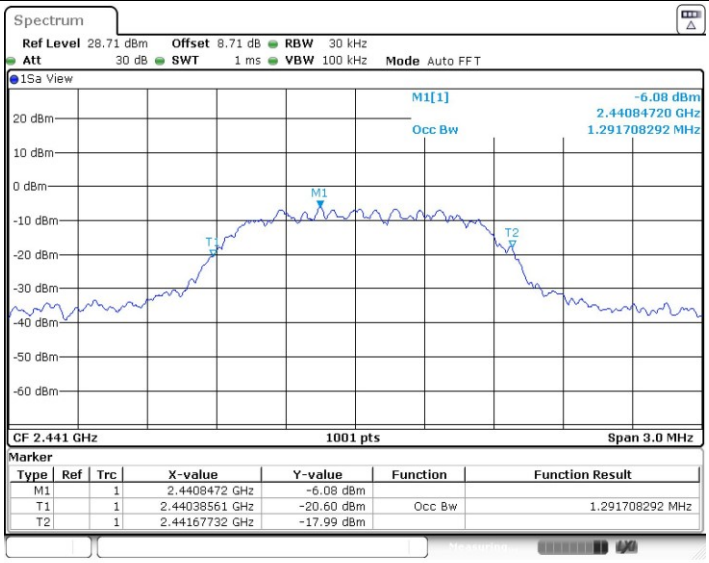

## 2DH5_Ant1_2480

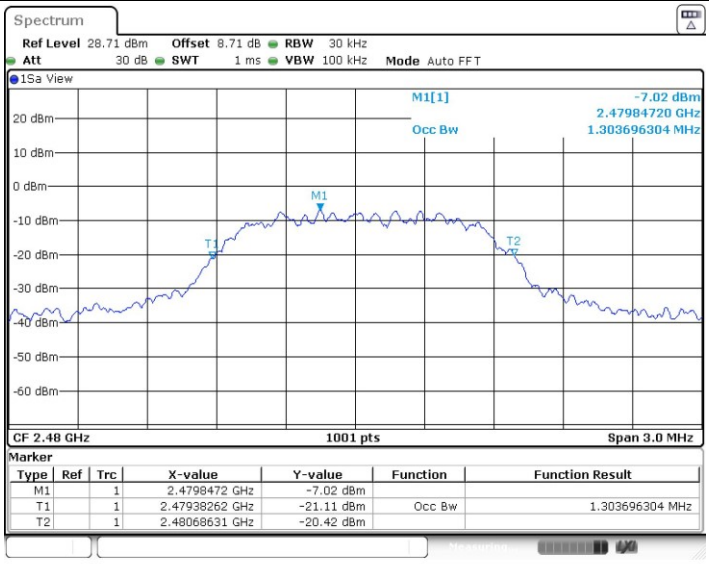


## 3DH5_Ant1_2402

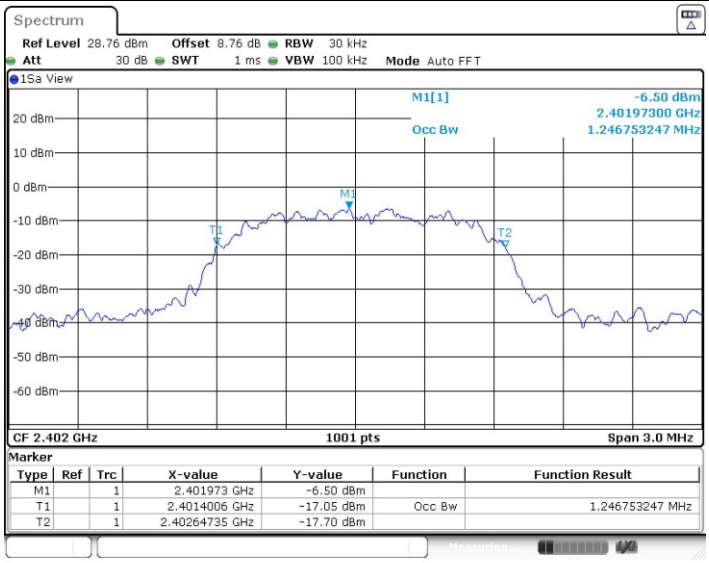


## 3DH5_Ant1_2441

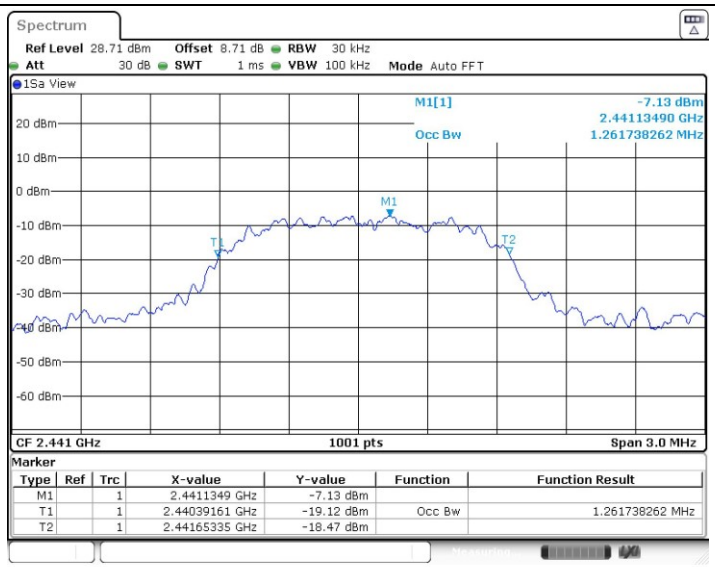


3DH5_Ant1_2480

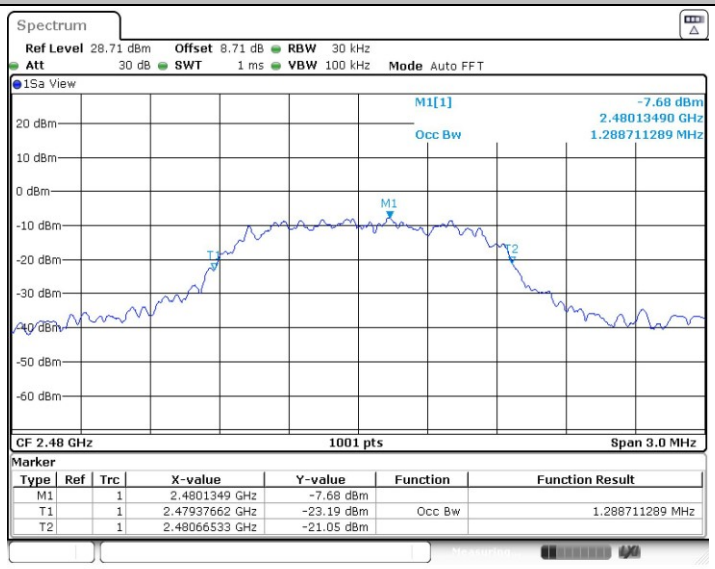

# Appendix D: Maximum conducted output power

## Test Result Peak

| Test Mode | Antenna | Channel | Conducted Peak Powert[dBm] | Conducted Limit[dBm] | Verdict |
|---|---|---|---|---|---|
| DH5 | Ant1 | 2402 | 0.18 | ≤20.97 | PASS |
| | | 2441 | -0.02 | ≤20.97 | PASS |
| | | 2480 | -0.61 | ≤20.97 | PASS |
| 2DH5 | Ant1 | 2402 | 1.87 | ≤20.97 | PASS |
| | | 2441 | 1.26 | ≤20.97 | PASS |
| | | 2480 | 0.58 | ≤20.97 | PASS |
| 3DH5 | Ant1 | 2402 | 2.09 | ≤20.97 | PASS |
| | | 2441 | 1.58 | ≤20.97 | PASS |
| | | 2480 | 0.88 | ≤20.97 | PASS |

# Appendix E: Carrier frequency separation

## Test Result

| TestMode | Antenna | Channel | Result[dBm] | Limit[dBm] | Verdict |
|---|---|---|---|---|---|
| DH5 | Ant1 | Hop | 1.009 | ≥0.960 | PASS |
| 2DH5 | Ant1 | Hop | 1.183 | ≥0.953 | PASS |
| 3DH5 | Ant1 | Hop | 1.122 | ≥0.973 | PASS |

## Test Graphs

| DH5_Ant1_Hop |
|---|
| 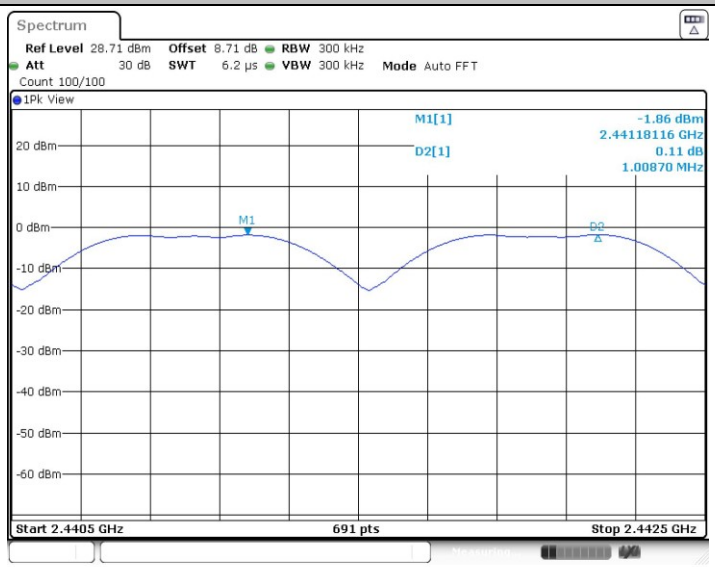 |
| 2DH5_Ant1_Hop |
| 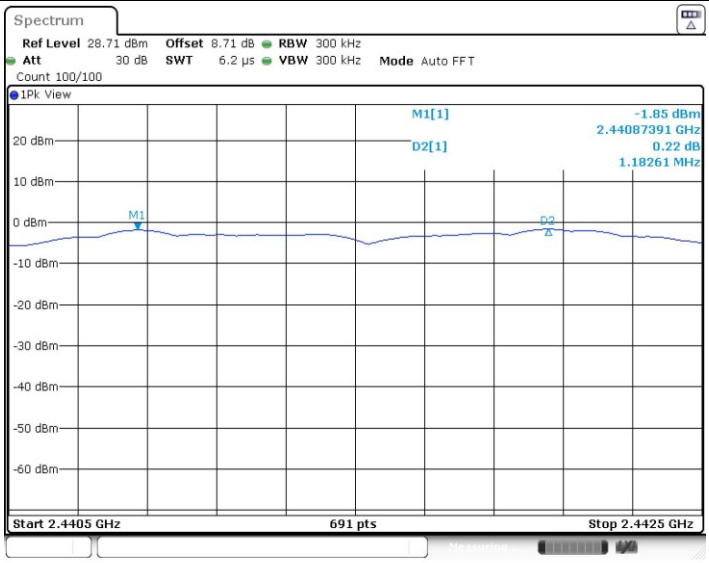 |
| 3DH5_Ant1_Hop |

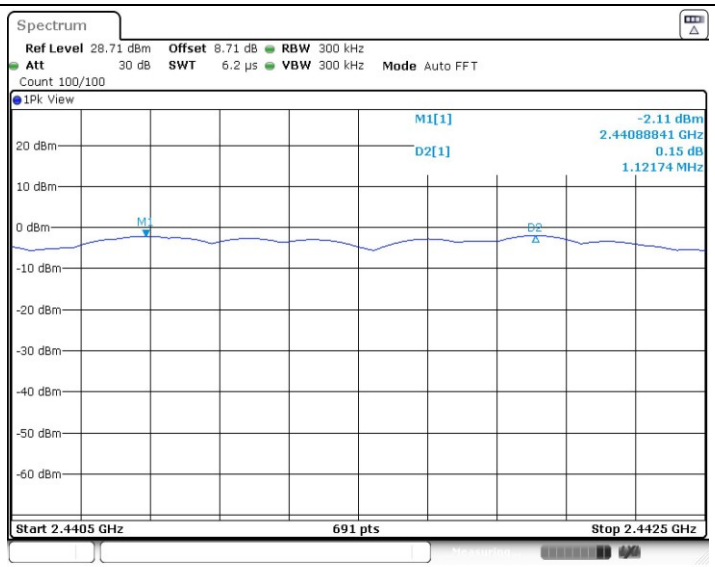
Spectrum
Ref Level 28.71 dBm Offset 8.71 dB RBW 300 kHz
Att 30 dB SWT 6.2 µs VBW 300 kHz Mode Auto FFT
Count 100/100
1Pk View
M1[1] -2.11 dBm
2.44088841 GHz
D2[1] 0.15 dB
1.12174 MHz
20 dBm
10 dBm
0 dBm
-10 dBm
-20 dBm
-30 dBm
-40 dBm
-50 dBm
-60 dBm
Start 2.4405 GHz
691 pts
Stop 2.4425 GHz

# Appendix F: Time of occupancy

## Test Result

| TestMode | Antenna | Channel | BurstWidth [ms] | TotalHops [Num] | Result[s] | Limit[s] | Verdict |
|---|---|---|---|---|---|---|---|
| DH1 | Ant1 | Hop | 0.36 | 320 | 0.115 | ≤0.4 | PASS |
| DH3 | Ant1 | Hop | 1.61 | 160 | 0.258 | ≤0.4 | PASS |
| DH5 | Ant1 | Hop | 2.85 | 106.67 | 0.304 | ≤0.4 | PASS |
| 2DH1 | Ant1 | Hop | 0.37 | 320 | 0.118 | ≤0.4 | PASS |
| 2DH3 | Ant1 | Hop | 1.62 | 160 | 0.259 | ≤0.4 | PASS |
| 2DH5 | Ant1 | Hop | 2.86 | 106.67 | 0.305 | ≤0.4 | PASS |
| 3DH1 | Ant1 | Hop | 0.37 | 320 | 0.118 | ≤0.4 | PASS |
| 3DH3 | Ant1 | Hop | 1.62 | 160 | 0.259 | ≤0.4 | PASS |
| 3DH5 | Ant1 | Hop | 2.86 | 106.67 | 0.305 | ≤0.4 | PASS |

## Test Graphs

| DH1_Ant1_Hop |
|---|
| 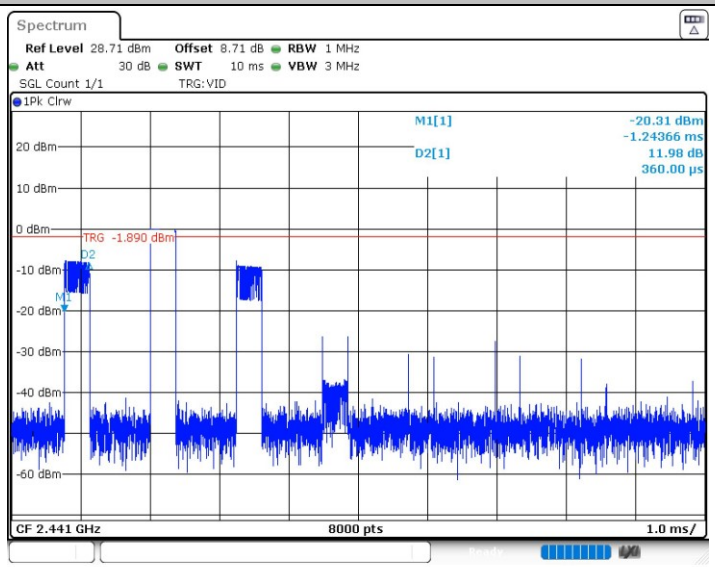 |
| DH3_Ant1_Hop |
| 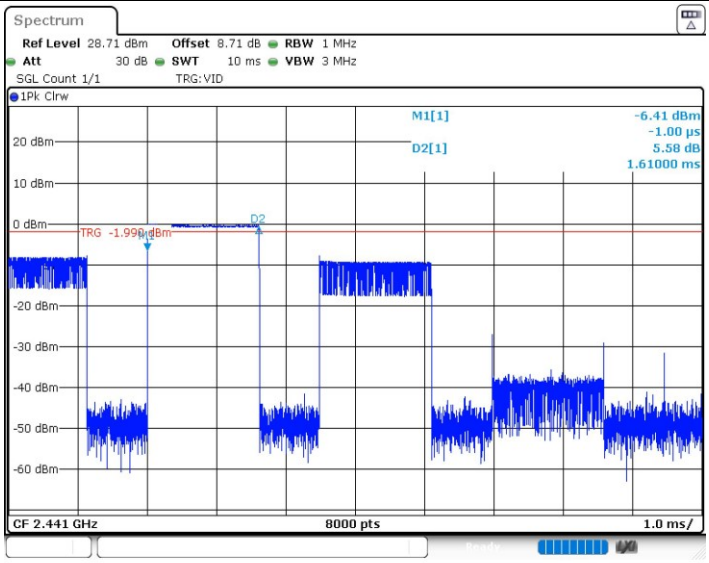 |
| DH5_Ant1_Hop |

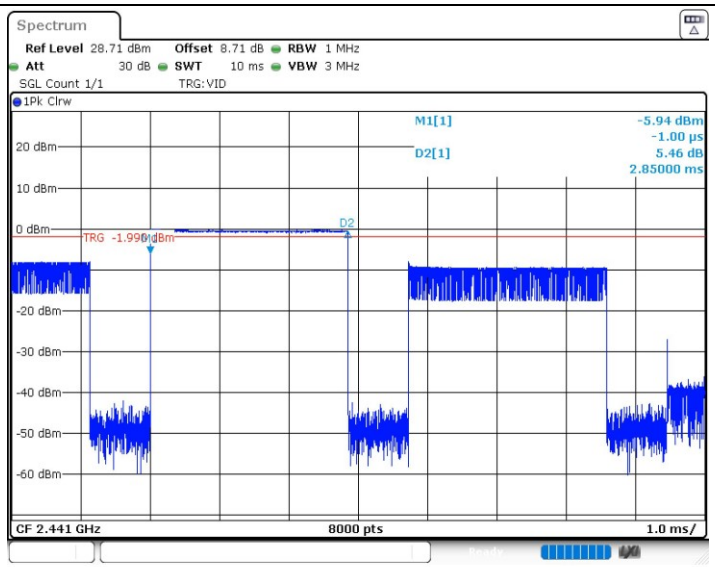


2DH1_Ant1_Hop

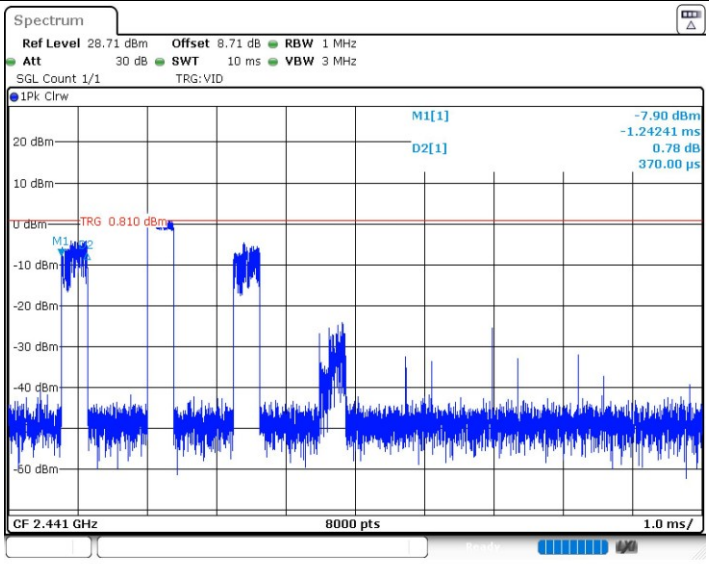


2DH3_Ant1_Hop

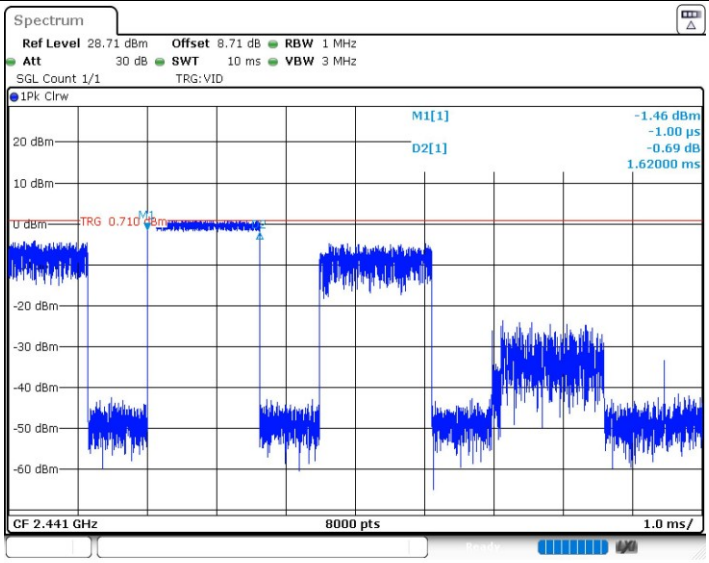

| 2DH5_Ant1_Hop |
| --- |
| 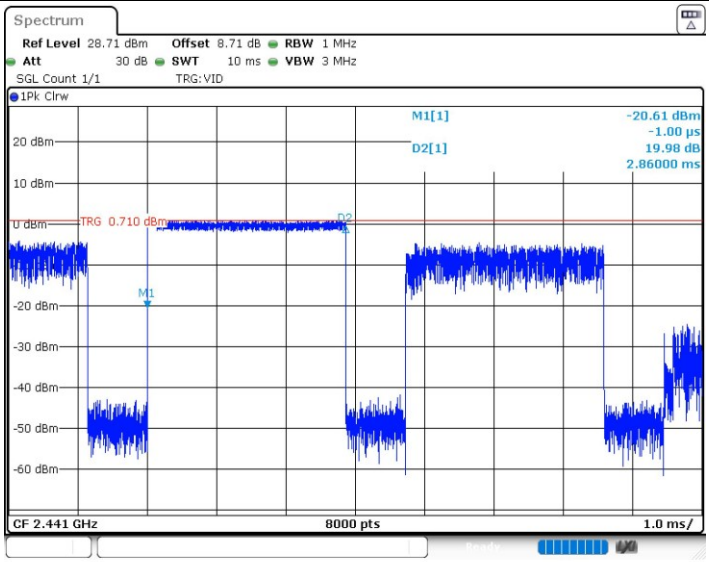 |
| 3DH1_Ant1_Hop |
| 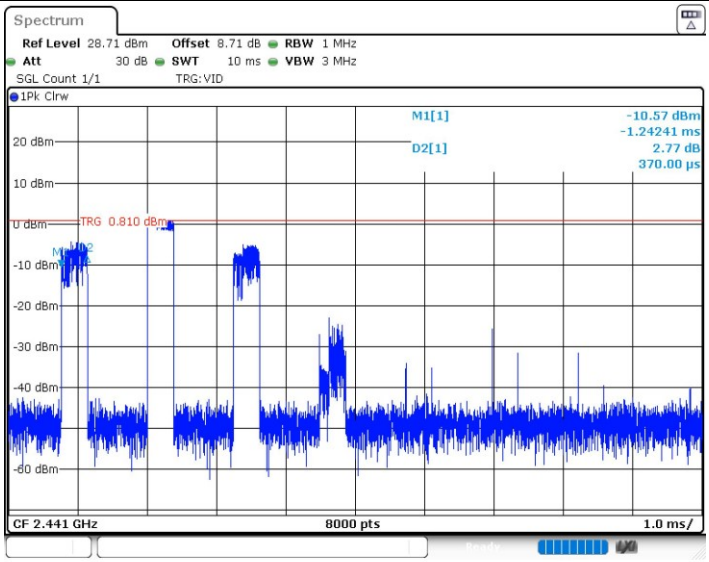 |
| 3DH3_Ant1_Hop |

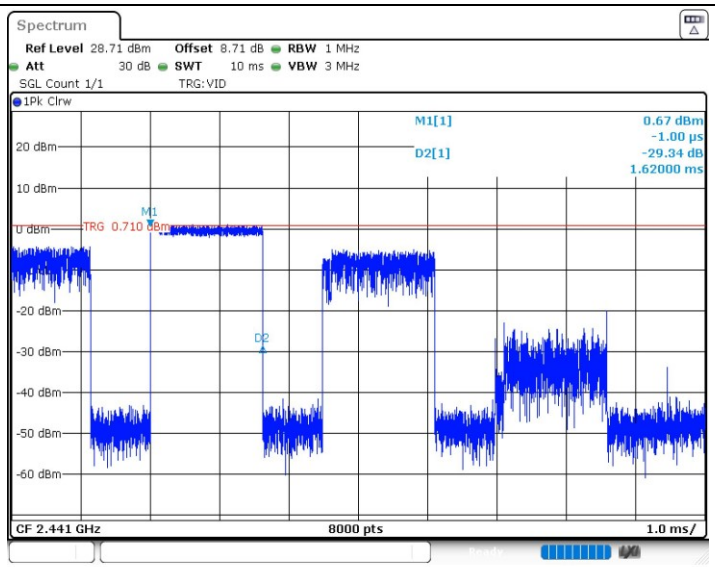


3DH5_Ant1_Hop

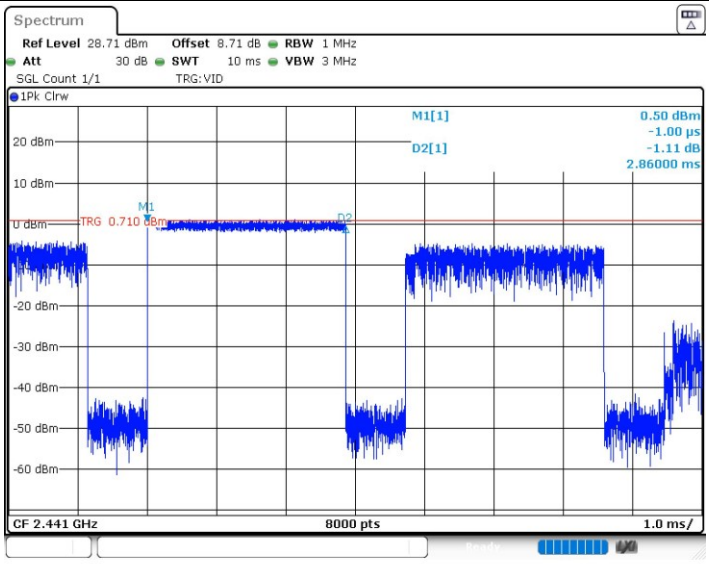

# Appendix G: Number of hopping channels

## Test Result

| TestMode | Antenna | Channel | Result[Num] | Limit[Num] | Verdict |
|---|---|---|---|---|---|
| DH5 | Ant1 | Hop | 79 | ≥15 | PASS |
| 2DH5 | Ant1 | Hop | 79 | ≥15 | PASS |
| 3DH5 | Ant1 | Hop | 79 | ≥15 | PASS |

## Test Graphs

| DH5_Ant1_Hop |
| --- |
| 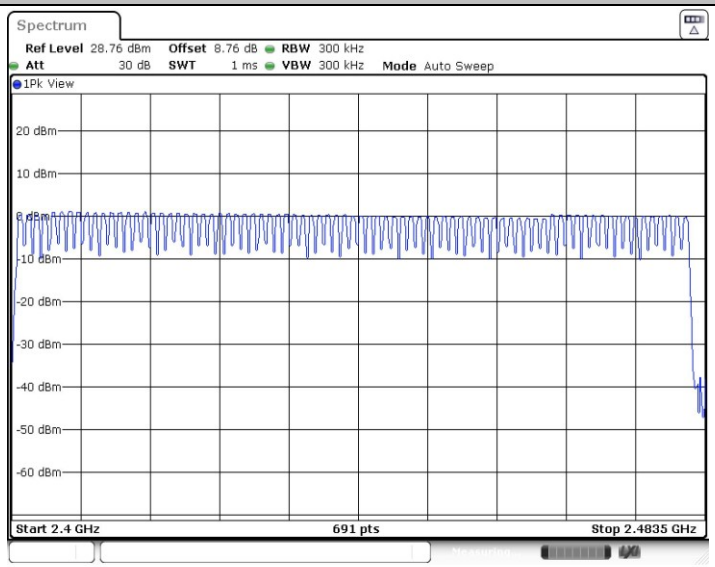  |
| 2DH5_Ant1_Hop |
| 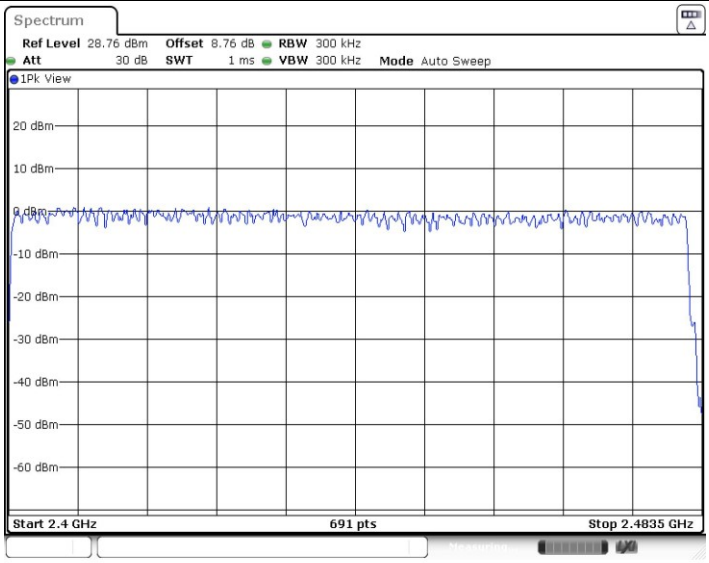  |
| 3DH5_Ant1_Hop |

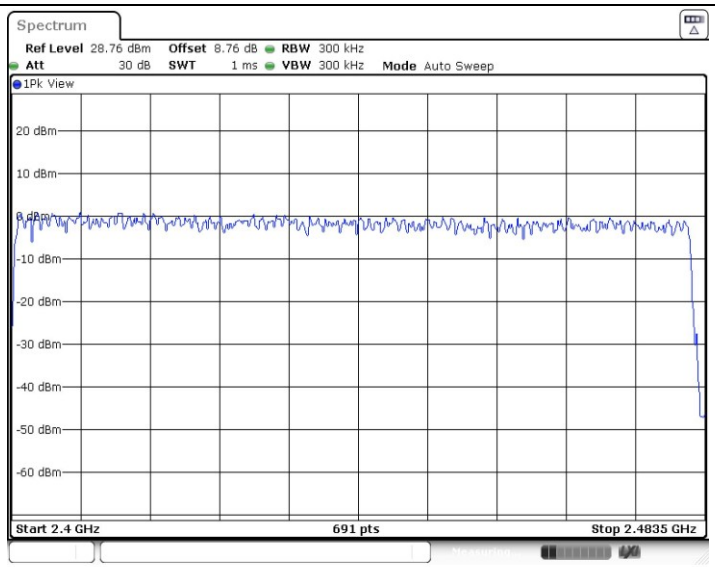
Spectrum
Ref Level 28.76 dBm Offset 8.76 dB RBW 300 kHz
Att 30 dB SWT 1 ms VBW 300 kHz Mode Auto Sweep
1Pk View
20 dBm
10 dBm
0 dBm
-10 dBm
-20 dBm
-30 dBm
-40 dBm
-50 dBm
-60 dBm
Start 2.4 GHz
691 pts
Stop 2.4835 GHz

# Appendix H: Band edge measurements

## Test Result

| TestMode | Antenna | ChName | Channel | RefLevel [dBm] | Result [dBm] | Limit [dBm] | Verdict |
|---|---|---|---|---|---|---|---|
| DH5 | Ant1 | Low | 2402 | -0.24 | -50.44 | ≤-20.24 | PASS |
| | | High | 2480 | -0.94 | -48.82 | ≤-20.94 | PASS |
| | | Low | Hop_2402 | -0.76 | -50.23 | ≤-20.76 | PASS |
| | | High | Hop_2480 | -0.47 | -48.28 | ≤-20.47 | PASS |
| 2DH5 | Ant1 | Low | 2402 | -1.35 | -48.81 | ≤-21.35 | PASS |
| | | High | 2480 | -2.76 | -49.3 | ≤-22.76 | PASS |
| | | Low | Hop_2402 | -1.03 | -50.17 | ≤-21.03 | PASS |
| | | High | Hop_2480 | -1.47 | -49.21 | ≤-21.47 | PASS |
| 3DH5 | Ant1 | Low | 2402 | -1.96 | -50 | ≤-21.96 | PASS |
| | | High | 2480 | -3.12 | -48.97 | ≤-23.12 | PASS |
| | | Low | Hop_2402 | -2.12 | -50.36 | ≤-22.12 | PASS |
| | | High | Hop_2480 | -0.78 | -48.65 | ≤-20.78 | PASS |

## Test Graphs

DH5_Ant1_Low_2402

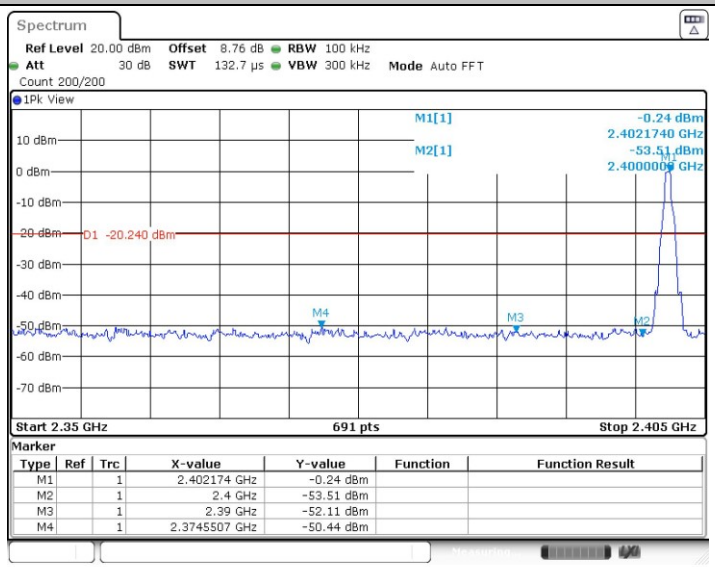


DH5_Ant1_High_2480

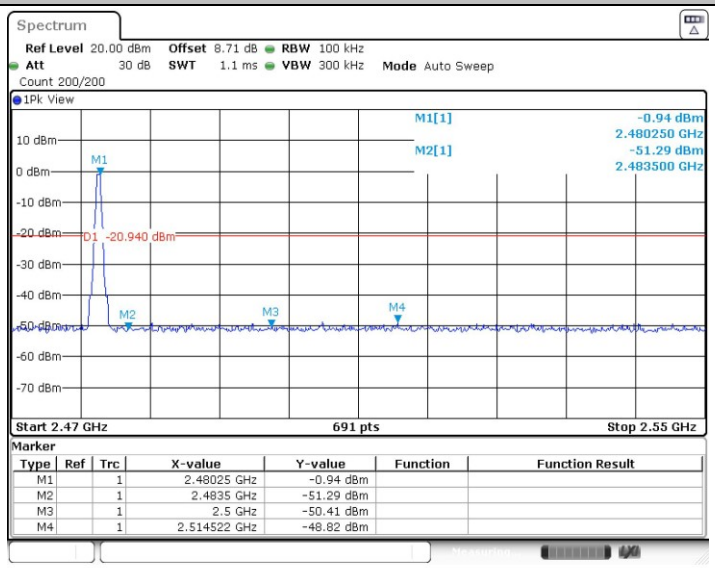


DH5_Ant1_Low_Hop_2402

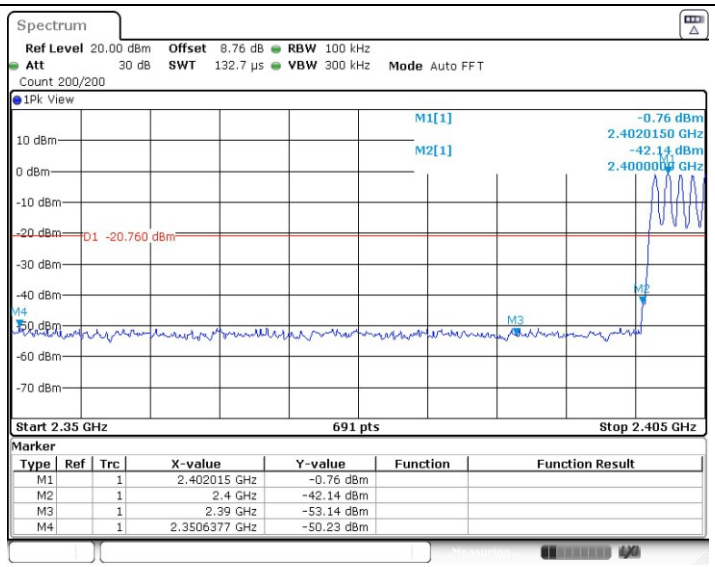


DH5_Ant1_High_Hop_2480

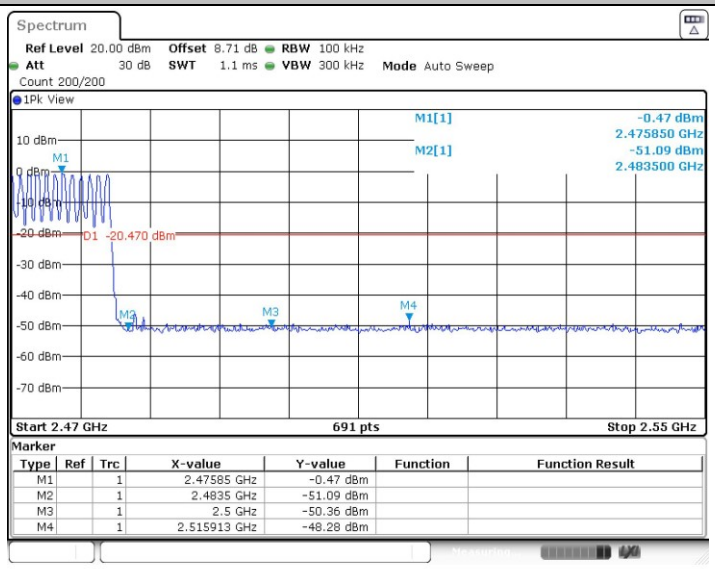


2DH5_Ant1_Low_2402

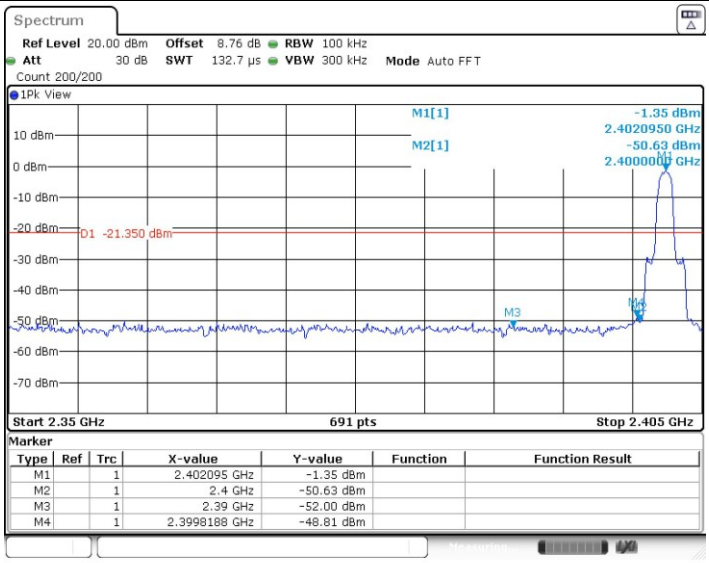

## 2DH5_Ant1_High_2480

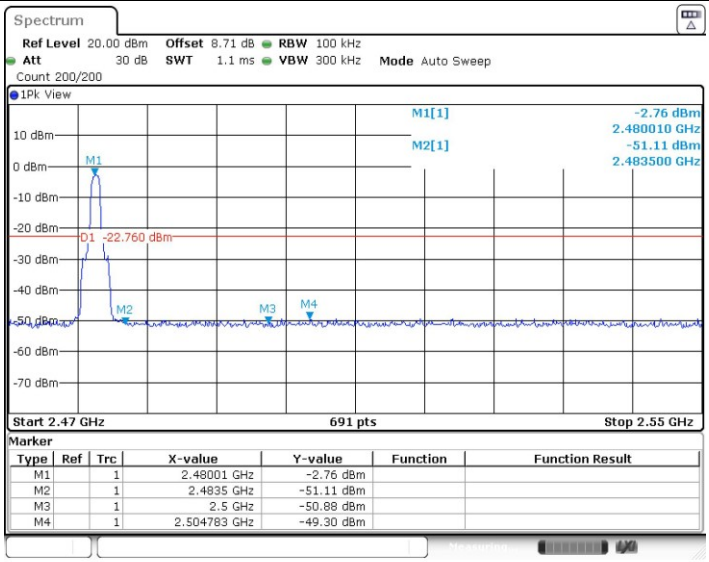


## 2DH5_Ant1_Low_Hop_2402

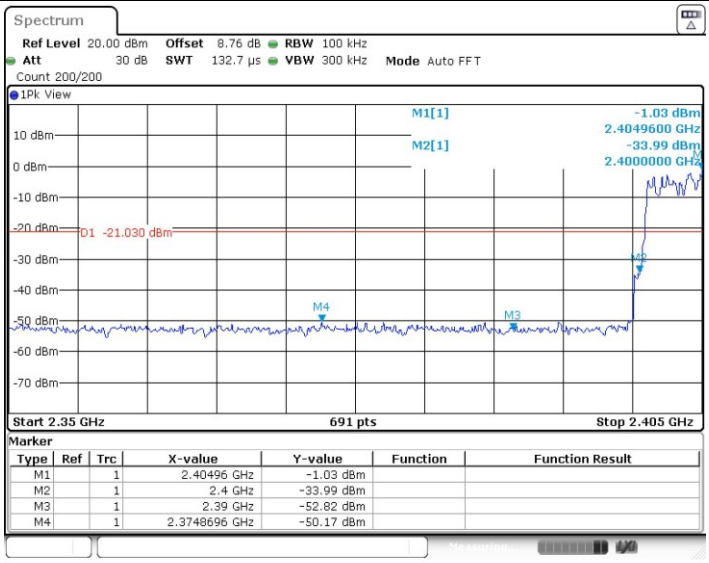


## 2DH5_Ant1_High_Hop_2480

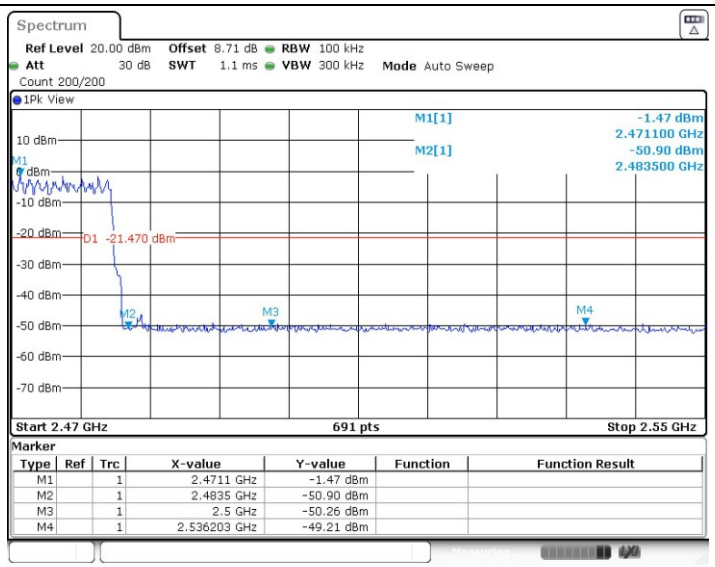


3DH5_Ant1_Low_2402

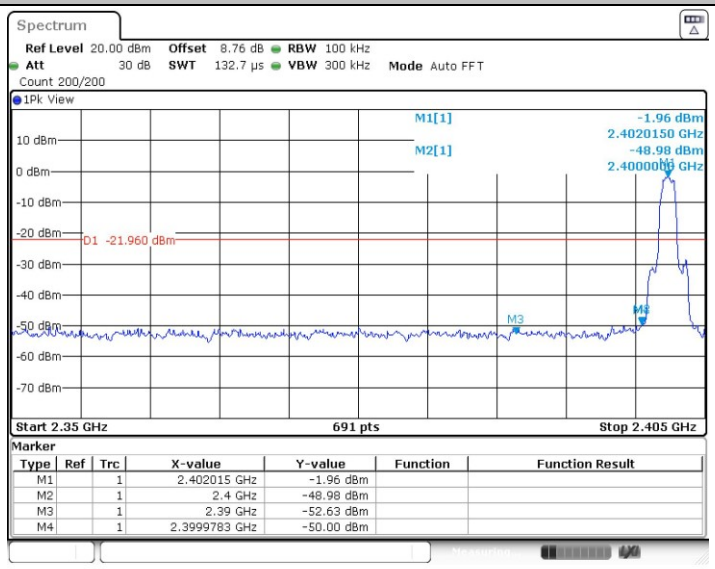


3DH5_Ant1_High_2480

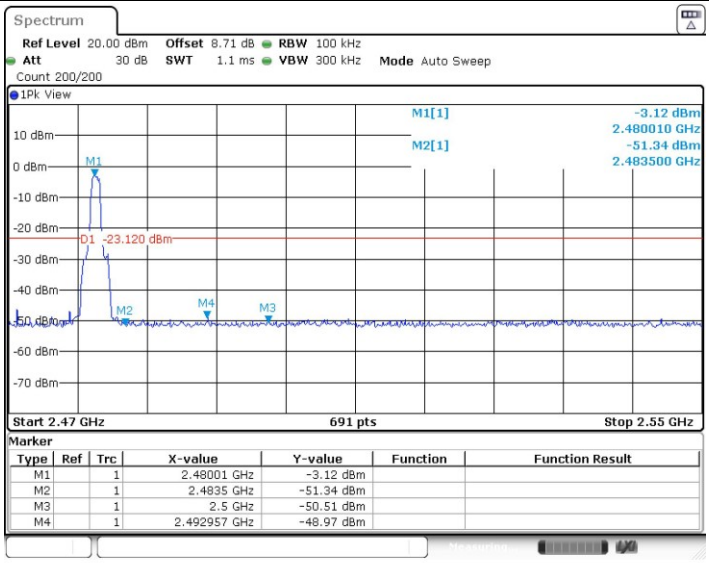

## 3DH5_Ant1_Low_Hop_2402

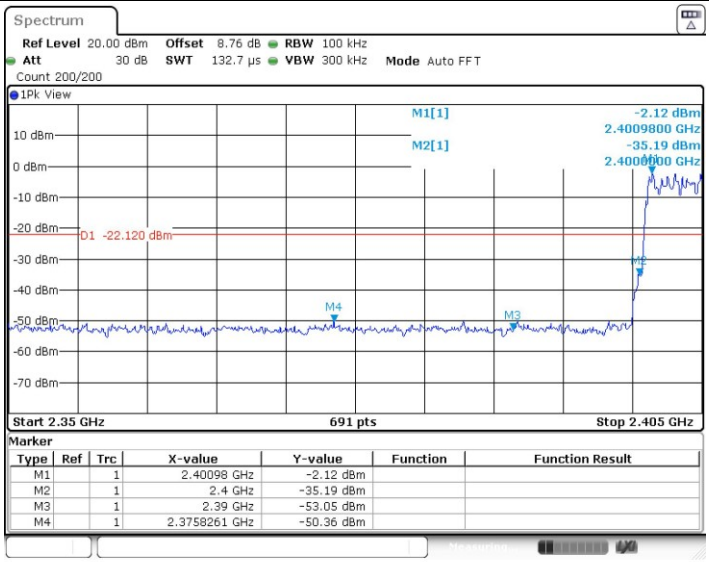


## 3DH5_Ant1_High_Hop_2480

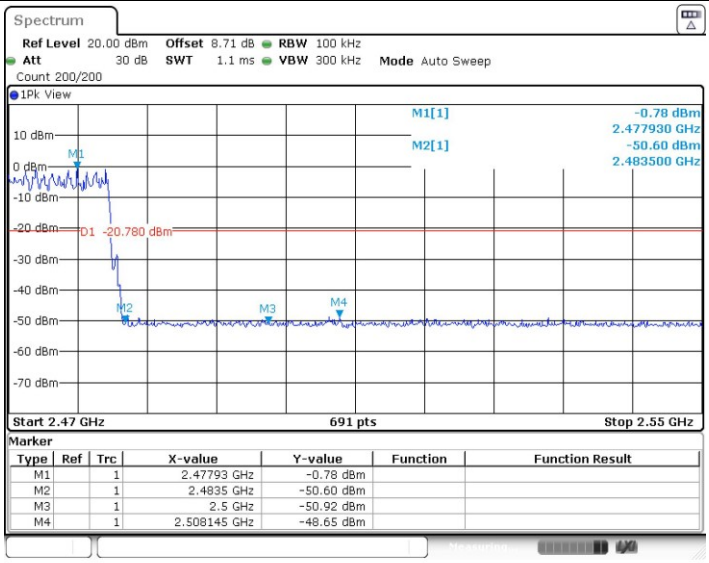

# Appendix I: Conducted Spurious Emission

## Test Result

| TestMode | Antenna | Channel | FreqRange [MHz] | RefLevel [dBm] | Result [dBm] | Limit [dBm] | Verdict |
|---|---|---|---|---|---|---|---|
| DH5 | Ant1 | 2402 | Reference | -0.13 | -0.13 | --- | PASS |
| | | | 30~1000 | -0.13 | -60.68 | ≤-20.13 | PASS |
| | | | 1000~26500 | -0.13 | -50.18 | ≤-20.13 | PASS |
| | | 2441 | Reference | -0.25 | -0.25 | --- | PASS |
| | | | 30~1000 | -0.25 | -60.67 | ≤-20.25 | PASS |
| | | | 1000~26500 | -0.25 | -28.48 | ≤-20.25 | PASS |
| | | 2480 | Reference | -0.93 | -0.93 | --- | PASS |
| | | | 30~1000 | -0.93 | -60.92 | ≤-20.93 | PASS |
| | | | 1000~26500 | -0.93 | -49.05 | ≤-20.93 | PASS |
| 2DH5 | Ant1 | 2402 | Reference | -1.30 | -1.30 | --- | PASS |
| | | | 30~1000 | -1.30 | -61.35 | ≤-21.3 | PASS |
| | | | 1000~26500 | -1.30 | -50.17 | ≤-21.3 | PASS |
| | | 2441 | Reference | -1.73 | -1.73 | --- | PASS |
| | | | 30~1000 | -1.73 | -60.94 | ≤-21.73 | PASS |
| | | | 1000~26500 | -1.73 | -49.18 | ≤-21.73 | PASS |
| | | 2480 | Reference | -2.55 | -2.55 | --- | PASS |
| | | | 30~1000 | -2.55 | -60.8 | ≤-22.55 | PASS |
| | | | 1000~26500 | -2.55 | -49.64 | ≤-22.55 | PASS |
| 3DH5 | Ant1 | 2402 | Reference | -1.74 | -1.74 | --- | PASS |
| | | | 30~1000 | -1.74 | -60.35 | ≤-21.74 | PASS |
| | | | 1000~26500 | -1.74 | -49.99 | ≤-21.74 | PASS |
| | | 2441 | Reference | -2.27 | -2.27 | --- | PASS |
| | | | 30~1000 | -2.27 | -61.22 | ≤-22.27 | PASS |
| | | | 1000~26500 | -2.27 | -49.09 | ≤-22.27 | PASS |
| | | 2480 | Reference | -2.99 | -2.99 | --- | PASS |
| | | | 30~1000 | -2.99 | -60.96 | ≤-22.99 | PASS |
| | | | 1000~26500 | -2.99 | -49.3 | ≤-22.99 | PASS |