FCC RADIO TEST REPORT

FCC ID	:	2AWNEKDU1370108
Equipment	:	E1 Gateway Router AX6000
Brand Name	:	E1 by Ericsson
Model Name	:	KDU1370108
Applicant	:	Ericsson AB 21-23 Torshamnsgatan Stockholm, 16480 Sweden
Manufacturer	:	CyberTAN Technology Inc. No. 99, Park Avenue III Science-based Industrial Park Hsinchu Taiwan 308
Standard	:	47 CFR FCC Part 15.247

The product was received on Dec. 16, 2020, and testing was started from Dec. 17, 2020 and completed on Jan. 16, 2021. We, SPORTON INTERNATIONAL INC. EMC & Wireless Communications Laboratory, would like to declare that the tested sample has been evaluated in accordance with the procedures given in ANSI C63.10-2013 and shown compliance with the applicable technical standards.

The test results in this report apply exclusively to the tested model / sample. Without written approval of SPORTON INTERNATIONAL INC. EMC & Wireless Communications Laboratory, the test report shall not be reproduced except in full.

Approved by: Sam Chen

SPORTON INTERNATIONAL INC. EMC & Wireless Communications Laboratory
No. 52, Huaya 1st Rd., Guishan Dist., Taoyuan City, Taiwan (R.O.C.)

Table of Contents

History of this test report **3**

Summary of Test Result **4**

1 General Description **5**

1.1 Information 5
1.2 Applicable Standards 8
1.3 Testing Location Information 8
1.4 Measurement Uncertainty 9

2 Test Configuration of EUT **10**

2.1 Test Channel Mode 10
2.2 The Worst Case Measurement Configuration 11
2.3 EUT Operation during Test 12
2.4 Accessories 13
2.5 Support Equipment 13
2.6 Test Setup Diagram 15

3 Transmitter Test Result **19**

3.1 AC Power-line Conducted Emissions 19
3.2 DTS Bandwidth 21
3.3 Maximum Conducted Output Power 22
3.4 Power Spectral Density 25
3.5 Emissions in Non-restricted Frequency Bands 27
3.6 Emissions in Restricted Frequency Bands 28

4 Test Equipment and Calibration Data **32**

Appendix A. Test Results of AC Power-line Conducted Emissions

Appendix B. Test Results of DTS Bandwidth

Appendix C. Test Results of Maximum Conducted Output Power

Appendix D. Test Results of Power Spectral Density

Appendix E. Test Results of Emissions in Non-restricted Frequency Bands

Appendix F. Test Results of Emissions in Restricted Frequency Bands

Appendix G. Test Results of Radiated Emission Co-location

Appendix H. Test Photos

Photographs of EUT v01

History of this test report

Report No.	Version	Description	Issued Date
FR0D2101AA	01	Initial issue of report	Feb. 04, 2021

Summary of Test Result

Report Clause	Ref Std. Clause	Test Items	Result (PASS/FAIL)	Remark
1.1.2	15.203	Antenna Requirement	PASS	-
3.1	15.207	AC Power-line Conducted Emissions	PASS	-
3.2	15.247(a)	DTS Bandwidth	PASS	-
3.3	15.247(b)	Maximum Conducted Output Power	PASS	-
3.4	15.247(e)	Power Spectral Density	PASS	-
3.5	15.247(d)	Emissions in Non-restricted Frequency Bands	PASS	-
3.6	15.247(d)	Emissions in Restricted Frequency Bands	PASS	-

Declaration of Conformity:
The test results with all measurement uncertainty excluded are presented in accordance with the regulation limits or requirements declared by manufacturers.
Comments and Explanations:
The declared of product specification for EUT presented in the report are provided by the manufacturer, and the manufacturer takes all the responsibilities for the accuracy of product specification.

Reviewed by: Sam Chen
Report Producer: Sandy Chuang

1 General Description

1.1 Information

1.1.1 RF General Information

Frequency Range (MHz)	IEEE Std. 802.11	Ch. Frequency (MHz)	Channel Number
2400-2483.5	b, g, n (HT20), VHT20, ax (HEW20)	2412-2462	1-11 [11]
2400-2483.5	n (HT40), VHT40, ax (HEW40)	2422-2452	3-9 [7]

Band	Mode	BWch (MHz)	Nant
2.4-2.4835GHz	802.11b	20	4TX
2.4-2.4835GHz	802.11g	20	4TX
2.4-2.4835GHz	802.11n HT20	20	4TX
2.4-2.4835GHz	802.11n HT20-BF	20	4TX
2.4-2.4835GHz	VHT20	20	4TX
2.4-2.4835GHz	VHT20-BF	20	4TX
2.4-2.4835GHz	802.11ax HEW20	20	4TX
2.4-2.4835GHz	802.11ax HEW20-BF	20	4TX
2.4-2.4835GHz	802.11n HT40	40	4TX
2.4-2.4835GHz	802.11n HT40-BF	40	4TX
2.4-2.4835GHz	VHT40	40	4TX
2.4-2.4835GHz	VHT40-BF	40	4TX
2.4-2.4835GHz	802.11ax HEW40	40	4TX
2.4-2.4835GHz	802.11ax HEW40-BF	40	4TX

Note:
- 11b mode uses a combination of DSSS-DBPSK, DQPSK, CCK modulation.
- 11g, HT20 and HT40 use a combination of OFDM-BPSK, QPSK, 16QAM, 64QAM modulation.
- VHT20, VHT40 use a combination of OFDM-BPSK, QPSK, 16QAM, 64QAM, 256QAM modulation.
- HEW20, HEW40 use a combination of OFDMA-BPSK, QPSK, 16QAM, 64QAM, 256QAM, 1024QAM modulation.
- BWch is the nominal channel bandwidth.

1.1.2 Antenna Information

2.4GHz and 5GHz Band 4							
Ant.	Port	Brand	Model Name or P/N	Antenna Type	Connector	Gain (dBi)	
						2.4GHz	5GHz Band 4
1	1	INPAQ	RFPCA241711IMLB301	PCB Antenna	I-PEX	4.97	5.03
2	3	INPAQ	RFPCA241709IMLB301	PCB Antenna	I-PEX	4.97	2.34
3	4	INPAQ	RFPCA241708IMLB301	PCB Antenna	I-PEX	4.78	4.02
4	2	INPAQ	RFPCA241709IMLB302	PCB Antenna	I-PEX	4.78	3.82
5GHz Band 1							
Ant.	Port	Brand	Model Name or P/N	Antenna Type	Connector	Gain (dBi)	
1	3	INPAQ	RFPCA200812IM5B302	PCB Antenna	I-PEX	4.63	
2	1	INPAQ	RFPCA180808IM5B301	PCB Antenna	I-PEX	3.64	
3	2	INPAQ	RFPCA180812IM5B301	PCB Antenna	I-PEX	4.87	
4	4	INPAQ	RFPCA180810IM5B301	PCB Antenna	I-PEX	3.96	

Note: The above information was declared by manufacturer.

For 2.4GHz function:

For IEEE 802.11b/g/n/VHT/ax (4TX/4RX):

Port 1, Port 2, Pot 3 and Port 4 can be used as transmitting/receiving antenna.

Port 1, Port 2, Pot 3 and Port 4 could transmit/receive simultaneously.

For 5GHz function:

For IEEE 802.11a/n/ac/ax (4TX/4RX):

Port 1, Port 2, Pot 3 and Port 4 can be used as transmitting/receiving antenna.

Port 1, Port 2, Pot 3 and Port 4 could transmit/receive simultaneously.

1.1.3 Mode Test Duty Cycle

Mode	DC	DCF(dB)	T(s)	VBW(Hz) ≥ 1/T
802.11b	0.649	1.88	692.5u	3k
802.11g	0.937	0.28	1.98m	1k
802.11ax HEW20-BF	0.9	0.46	1.768m	1k
802.11ax HEW40-BF	0.908	0.42	1.768m	1k

Note:
- DC is Duty Cycle.
- DCF is Duty Cycle Factor.

1.1.4 EUT Operational Condition

EUT Power Type	From Power Adapter			
Beamforming Function	☒	With beamforming	☐	Without beamforming
	The product has beamforming function for n/VHT/ax in 2.4GHz and n/ac/ax in 5GHz.			
Function	☒	Point-to-multipoint	☐	Point-to-point
Test Software Version	<Non-beamforming mode> IPQ8074A_SBS_DBS_Verify_rev_C.cxtt (Version 5.0-00188) <beamforming mode> Putty v0.62			

Note: The above information was declared by manufacturer.

1.1.5 Table for WWAN Module Information

The EUT was installed certified WWAN module, the WWAN module information and its correspond model name as below table:

WWAN Module	Brand Name	Model Name	FCC ID	Bands
1	Sierra	EM9190	N7NEM91	4G Band (LTE): 2,4,5,7,12,13,14,17,25,26,30,38,41,42,48,66,71 5G Band (NR): n2,n5,n41,n66,n71 5G Band (EN-DC): EN-DC_5A_n2A,EN-DC_12A_n2A,EN-DC_2A_n5A,EN-DC_7A_n5A, EN-DC_30A_n5A,EN-DC_66A_n5A,EN-DC_2A_n41A, EN-DC_66A_n41A,EN-DC_5A_n66A,EN-DC_12A_n66A, EN-DC_13A_n66A,EN-DC_2A_n71A,EN-DC_7A_n71A,EN-DC_66A_n71A
2	Sierra	EM9191	N7NEM91	

Note: The above information was declared by manufacturer.

1.2 Applicable Standards

According to the specifications of the manufacturer, the EUT must comply with the requirements of the following standards:

- 47 CFR FCC Part 15
- ANSI C63.10-2013

The following reference test guidance is not within the scope of accreditation of TAF.

- FCC KDB 558074 D01 v05r02
- FCC KDB 662911 D01 v02r01
- FCC KDB 414788 D01 v01r01

1.3 Testing Location Information

Testing Location							
☐	HWA YA	ADD	:	No. 52, Huaya 1st Rd., Guishan Dist., Taoyuan City, Taiwan (R.O.C.)			
		TEL	:	886-3-327-3456	FAX	:	886-3-327-0973
☒	JHUBEI	ADD	:	No.8, Ln. 724, Bo'ai St., Zhubei City, Hsinchu County 302, Taiwan (R.O.C.)			
		TEL	:	886-3-656-9065	FAX	:	886-3-656-9085

Test Condition	Test Site No.	Test Engineer	Test Environment (°C / %)	Test Date
RF Conducted	TH01-CB	Jeff Wu	13.7-14.4 / 57-62	Jan. 08, 2021~ Jan. 13, 2021
Radiated (Co-Location)	03CH05-CB	Nyle Chang	14.5-14.9 / 54-57	Dec. 25, 2020~ Jan. 16, 2021
Radiated (Below 1GHz)	03CH03-CB	Nyle Chang	15.8-16.3 / 57-59	Dec. 25, 2020~ Jan. 16, 2021
Radiated (Above 1GHz)	03CH03-CB	Nyle Chang	16.3-16.7 / 57-59	Dec. 25, 2020~ Jan. 16, 2021
AC Conduction	CO01-CB	Max Lin	19~20 / 59~60	Dec. 17, 2020~ Jan. 06, 2021

Test site Designation No. TW0006 with FCC.
Test site registered number IC 4086D with Industry Canada.

1.4 Measurement Uncertainty

ISO/IEC 17025 requires that an estimate of the measurement uncertainties associated with the emissions test results be included in the report. The measurement uncertainties given below are based on a 95% confidence level (based on a coverage factor (k=2)

Test Items	Uncertainty	Remark
Conducted Emission (150kHz ~ 30MHz)	2.0 dB	Confidence levels of 95%
Radiated Emission (9kHz ~ 30MHz)	3.8 dB	Confidence levels of 95%
Radiated Emission (30MHz ~ 1,000MHz)	5.6 dB	Confidence levels of 95%
Radiated Emission (1GHz ~ 18GHz)	5.0 dB	Confidence levels of 95%
Radiated Emission (18GHz ~ 40GHz)	4.9 dB	Confidence levels of 95%
Conducted Emission	2.8 dB	Confidence levels of 95%
Output Power Measurement	1.4 dB	Confidence levels of 95%
Power Density Measurement	2.8 dB	Confidence levels of 95%
Bandwidth Measurement	0.4%	Confidence levels of 95%

2 Test Configuration of EUT

2.1 Test Channel Mode

Mode	Power Setting
802.11b_Nss1,(1Mbps)_4TX	-
2412MHz	22
2437MHz	22
2462MHz	22
802.11g_Nss1,(6Mbps)_4TX	-
2412MHz	21
2437MHz	22
2462MHz	22
802.11ax HEW20-BF_Nss1,(MCS0)_4TX	-
2412MHz	24
2437MHz	25
2462MHz	25
802.11ax HEW40-BF_Nss1,(MCS0)_4TX	-
2422MHz	24
2437MHz	25
2452MHz	24

Note:

- Evaluated HEW20/HEW40 mode only, due to similar modulation. The power setting of HT20/HT40/VHT20/VHT40 mode are the same or lower than HEW20/HEW40.
- The EUT supports non-beamforming and beamforming modes, after evaluating, the beamforming mode has been evaluated to be the worst case, so it was selected to test.

2.2 The Worst Case Measurement Configuration

The Worst Case Mode for Following Conformance Tests	
Tests Item	AC power-line conducted emissions
Condition	AC power-line conducted measurement for line and neutral
Operating Mode	Normal Link
1	EUT with WWAN module 1: WIFI (2.4GHz/5GHz Band 1~2 + 5GHz Band 3~4) + WAN mode
2	EUT with WWAN module 1: WIFI (2.4GHz/5GHz Band 1~2 + 5GHz Band 3~4) + LTE Band 2
3	EUT with WWAN module 1: WIFI (2.4GHz/5GHz Band 1~2 + 5GHz Band 3~4) + 5G EN-DC_2A_n41A
Mode 2 has been evaluated to be the worst case among Mode 1~3, thus measurement for Mode 4 will follow this same test mode.	
4	EUT with WWAN module 2: WIFI (2.4GHz/5GHz Band 1~2 + 5GHz Band 3~4) + LTE Band 2
For operating mode 2 is the worst case and it was record in this test report.	

The Worst Case Mode for Following Conformance Tests	
Tests Item	DTS Bandwidth Maximum Conducted Output Power Power Spectral Density Emissions in Non-restricted Frequency Bands
Test Condition	Conducted measurement at transmit chains

The Worst Case Mode for Following Conformance Tests	
Tests Item	Emissions in Restricted Frequency Bands
Test Condition	Radiated measurement If EUT consist of multiple antenna assembly (multiple antenna are used in EUT regardless of spatial multiplexing MIMO configuration), the radiated test should be performed with highest antenna gain of each antenna type.
Operating Mode < 1GHz	CTX
1	WIFI_2.4GHz
2	WIFI_5GHz
For operating mode 2 is the worst case and it was record in this test report.	
Operating Mode > 1GHz	CTX

The Worst Case Mode for Following Conformance Tests	
Tests Item	Simultaneous Transmission Analysis - Radiated Emission Co-location
Test Condition	Radiated measurement
Operating Mode	Normal Link
1	EUT with WWAN module 1: WIFI_2.4GHz + WIFI_5GHz Band 4
Refer to Appendix G for Radiated Emission Co-location.	

The Worst Case Mode for Following Conformance Tests	
Tests Item	Simultaneous Transmission Analysis - Co-location RF Exposure Evaluation
Operating Mode	
1	EUT with WWAN module 1: WIFI_2.4GHz + WIFI_5GHz Band 4 + 5GHz Band 1 + LTE
2	EUT with WWAN module 1: WIFI_2.4GHz + WIFI_5GHz Band 4 + 5GHz Band 1 + 5G
Refer to Sporton Test Report No.: FA0D2101 for Co-location RF Exposure Evaluation.	

Note: The EUT can only be used in Z-axis position.

2.3 EUT Operation during Test

For CTX Mode:

<Non-beamforming mode>

The EUT was programmed to be in continuously transmitting mode.

<beamforming mode>

During the test, the following programs under WIN 7 were executed.

The program was executed as follows:

1. During the test, the EUT operation to normal function.
2. Executed command fixed test channel under DOS.
3. Executed "Lantest.exe" to link with the remote workstation to transmit and receive packet by WLAN AP and transmit duty cycle no less than 98%.

For Normal Link Mode:

During the test, the EUT operation to normal function.

2.4 Accessories

Accessories			
Equipment Name	**Brand Name**	**Model Name**	**Rating**
Adapter	Ktec	KSA-42W-120350D5	Input: 100-240V~50/60Hz 1.0A Output: 12.0V, 3.5A, 42.0W
Other			
Plug*1			

2.5 Support Equipment

For AC Conduction:

Support Equipment				
No.	**Equipment**	**Brand Name**	**Model Name**	**FCC ID**
A	Micro SD Card	Transcend	TS16GUSDHC10	N/A
B	SIM Card	N/A	N/A	N/A
C	Phone	H-T-T	F-689	N/A
D	LAN NB	DELL	E6430	N/A
E	2.4G NB	DELL	E6430	N/A
F	5GH NB	DELL	E6430	N/A
G	5GL NB	DELL	E6430	N/A
H	LTE+5G NR Base station	Anritsu	MT8821C	N/A

For Radiated (below 1GHz):

Support Equipment				
No.	**Equipment**	**Brand Name**	**Model Name**	**FCC ID**
A	NB	DELL	E4300	N/A

For Radiated (above 1GHz):
<Non-beamforming mode>

Support Equipment				
No.	**Equipment**	**Brand Name**	**Model Name**	**FCC ID**
A	NB	DELL	E4300	N/A

<beamforming mode>

Support Equipment				
No.	**Equipment**	**Brand Name**	**Model Name**	**FCC ID**
A	NB	DELL	E4300	N/A
B	WLAN AP	E1	EWW613-A1	N/A
C	NB	DELL	E4300	N/A

For RF Conducted:
<Non-beamforming mode>

Support Equipment				
No.	**Equipment**	**Brand Name**	**Model Name**	**FCC ID**
A	NB	DELL	E4300	N/A

<beamforming mode>

Support Equipment				
No.	**Equipment**	**Brand Name**	**Model Name**	**FCC ID**
A	NB	DELL	E4300	N/A
B	WLAN AP	E1	EWW613-A1	N/A
C	NB	DELL	E4300	N/A

2.6 Test Setup Diagram

Test Setup Diagram – AC Line Conducted Emission Test

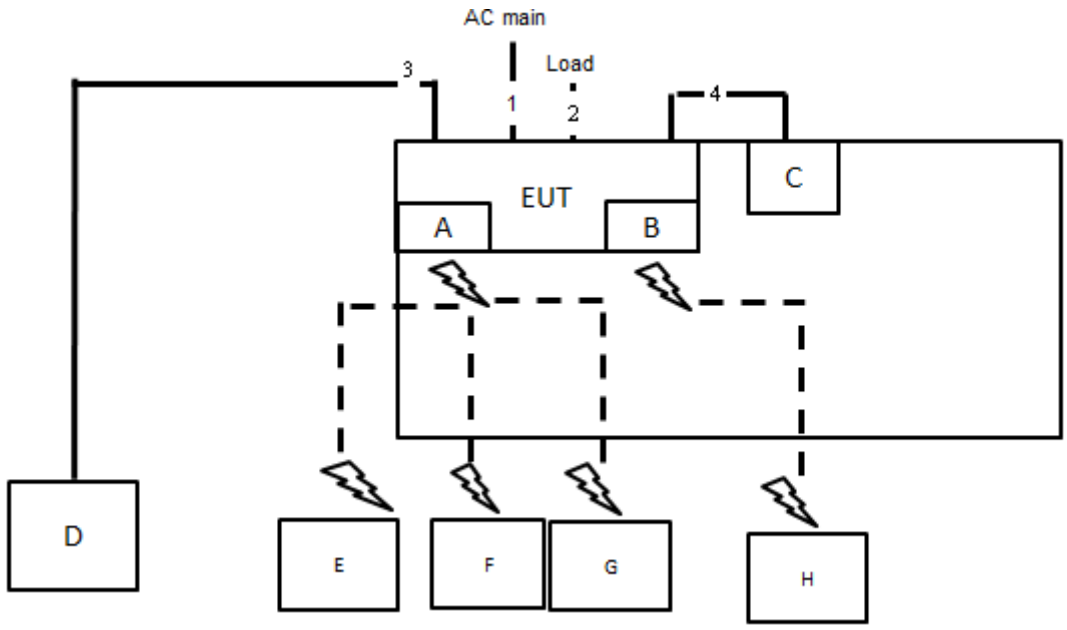

Item	Connection	Shielded	Length
1	Power cable	No	1.5m
2	RJ-45 cable*2	No	1.5m
3	RJ-45 cable	No	10m
4	RJ-11 cable	No	1.5m

Test Setup Diagram - Radiated Test < 1GHz

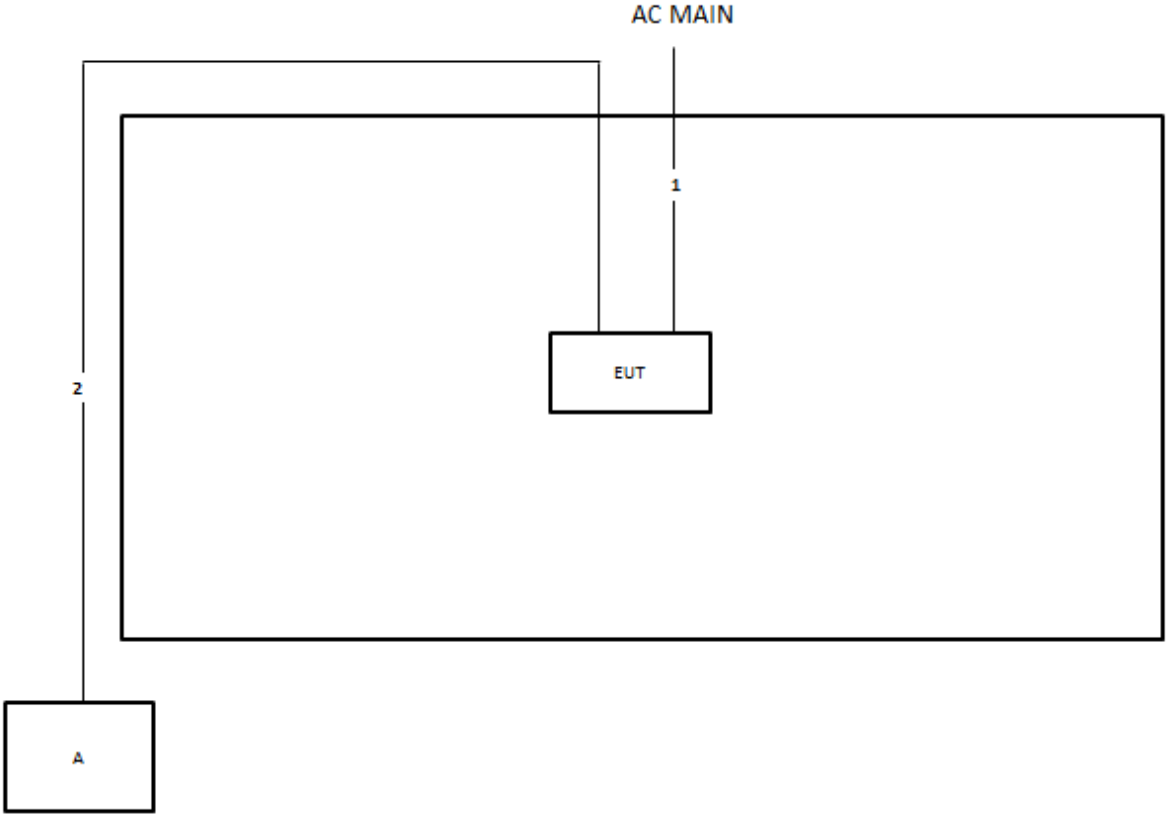

Item	Connection	Shielded	Length
1	Power cable	No	1.5m
2	RJ-45 cable	No	10m

Test Setup Diagram - Radiated Test > 1GHz

<Non-beamforming mode>

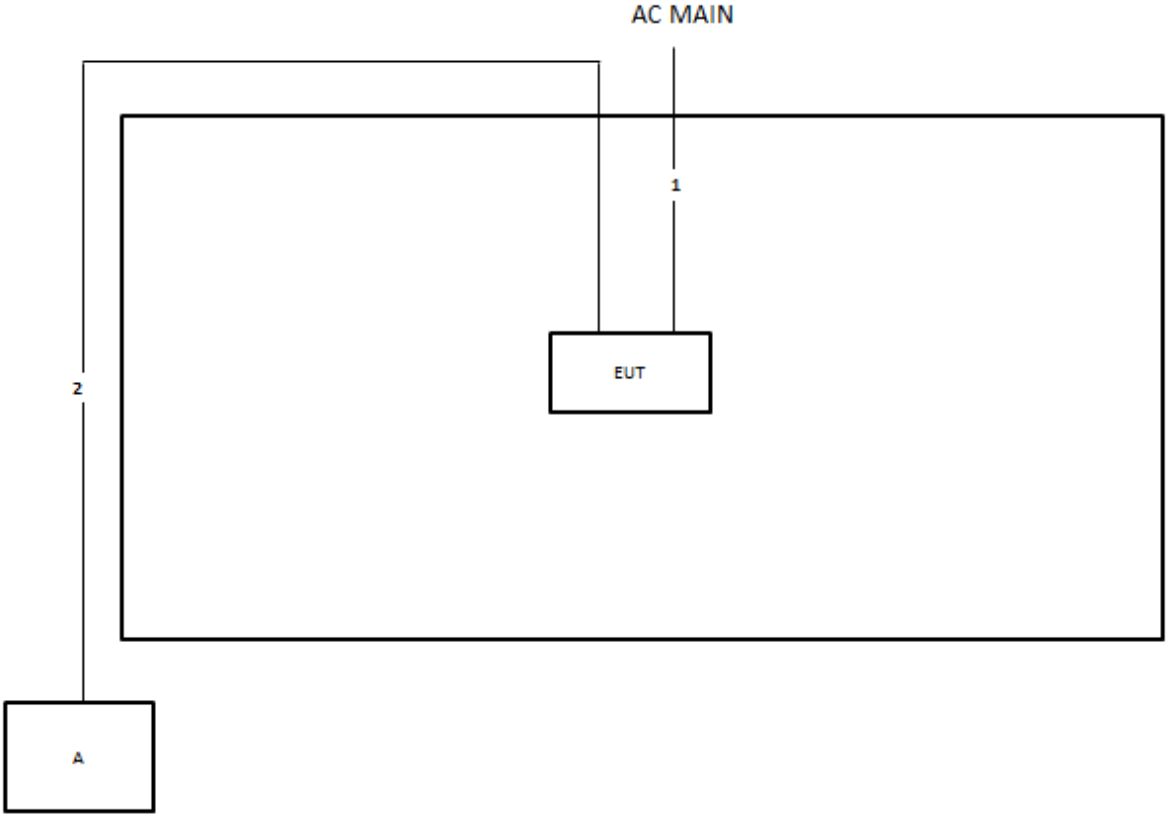

Item	Connection	Shielded	Length
1	Power cable	No	1.5m
2	RJ-45 cable	No	10m

Test Setup Diagram - Radiated Test > 1GHz

<beamforming mode>

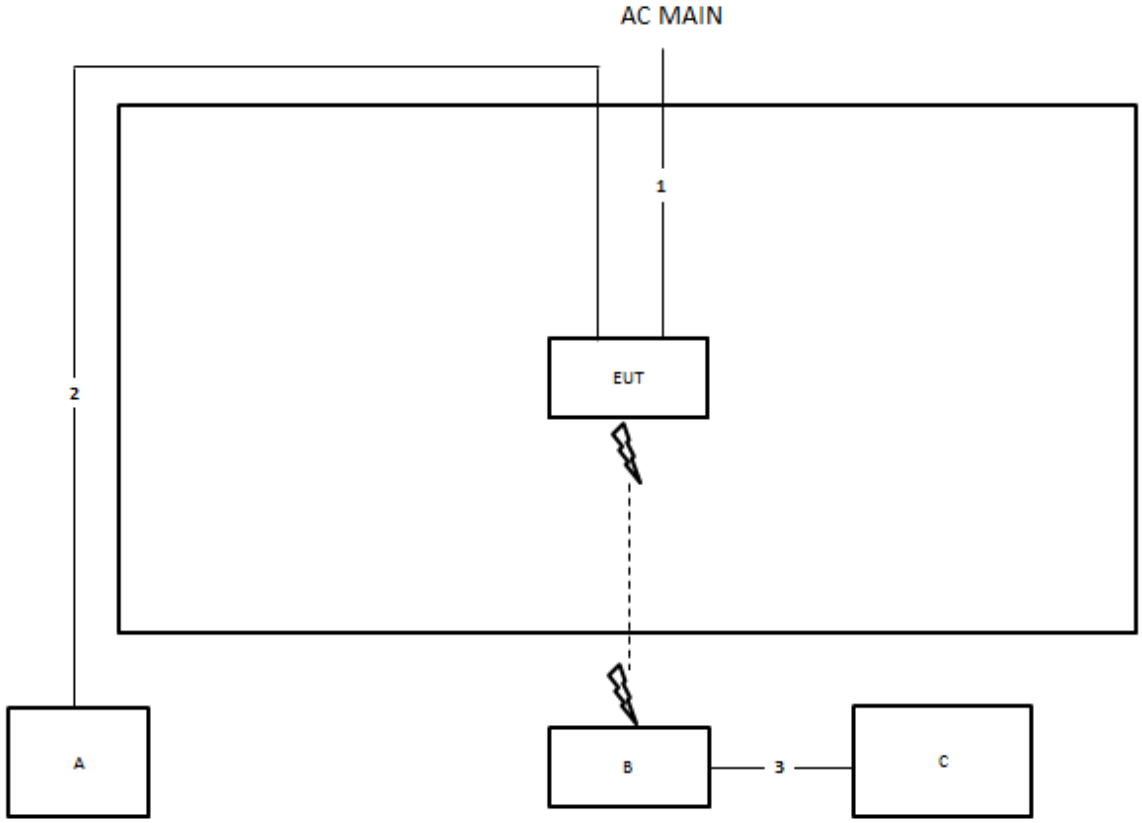

Item	Connection	Shielded	Length
1	Power cable	No	1.5m
2	RJ-45 cable	No	10m
3	RJ-45 cable	No	1.5m

3 Transmitter Test Result

3.1 AC Power-line Conducted Emissions

3.1.1 AC Power-line Conducted Emissions Limit

AC Power-line Conducted Emissions Limit		
Frequency Emission (MHz)	**Quasi-Peak**	**Average**
0.15-0.5	66 - 56 *	56 - 46 *
0.5-5	56	46
5-30	60	50
Note 1: * Decreases with the logarithm of the frequency.		

3.1.2 Measuring Instruments

Refer a test equipment and calibration data table in this test report.

3.1.3 Test Procedures

Test Method
☒ Refer as ANSI C63.10-2013, clause 6.2 for AC power-line conducted emissions.

3.1.4 Test Setup

AC Power-line Conducted Emissions

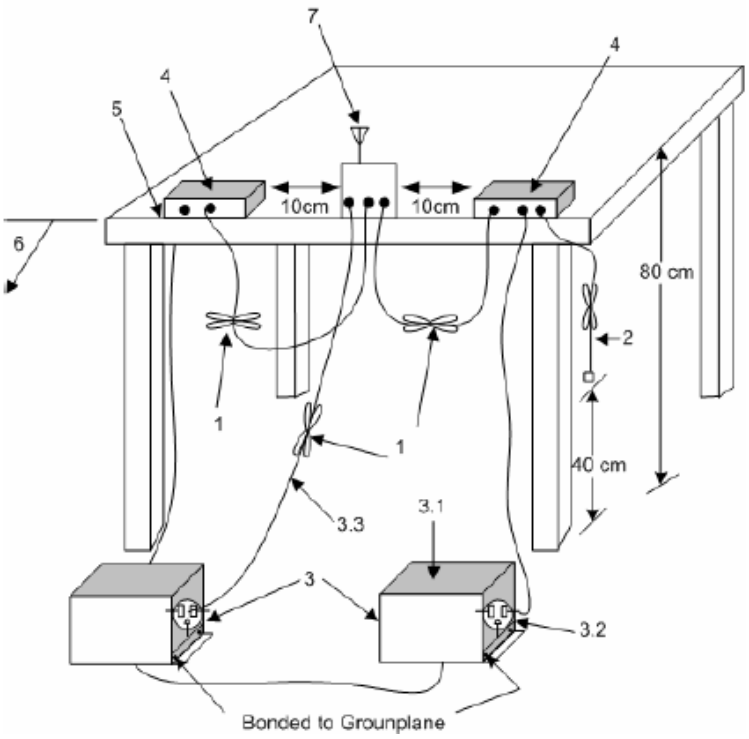

1—Interconnecting cables that hang closer than 40 cm to the ground plane shall be folded back and forth in the center forming a bundle 30 cm to 40 cm long.
2—The I/O cables that are not connected to an accessory shall be bundled in the center. The end of the cable may be terminated, if required, using the correct terminating impedance. The overall length shall not exceed 1 m.
3—EUT connected to one LISN. Unused LISN measuring port connectors shall be terminated in 50 Ω loads. LISN may be placed on top of, or immediately beneath, reference ground plane.
3.1—All other equipment powered from additional LISN(s).
3.2—A multiple-outlet strip may be used for multiple power cords of non-EUT equipment.
3.3—LISN at least 80 cm from nearest part of EUT chassis.
4—Non-EUT components of EUT system being tested.
5—Rear of EUT, including peripherals, shall all be aligned and flush with edge of tabletop.
6—Edge of tabletop shall be 40 cm removed from a vertical conducting plane that is bonded to the ground plane.
7—Antenna can be integral or detachable. If detachable, then the antenna shall be attached for this test.

3.1.5 Measurement Results Calculation

The measured Level is calculated using:

a. Corrected Reading: LISN Factor (LISN) + Attenuator (AT/AUX) + Cable Loss (CL) + Read Level (Raw) = Level

b. Margin = -Limit + Level

3.1.6 Test Result of AC Power-line Conducted Emissions

Refer as Appendix A

3.2 DTS Bandwidth

3.2.1 6dB Bandwidth Limit

6dB Bandwidth Limit
Systems using digital modulation techniques:
▪ 6 dB bandwidth ≥ 500 kHz.

3.2.2 Measuring Instruments

Refer a test equipment and calibration data table in this test report.

3.2.3 Test Procedures

Test Method	
▪ For the emission bandwidth shall be measured using one of the options below:	
	☒ Refer as FCC KDB 558074, clause 8.2 & C63.10 clause 11.8.1 Option 1 for 6 dB bandwidth measurement.
	☐ Refer as FCC KDB 558074, clause 8.2 & C63.10 clause 11.8.2 Option 2 for 6 dB bandwidth measurement.
	☐ Refer as ANSI C63.10, clause 6.9.1 for occupied bandwidth testing.

3.2.4 Test Setup

Emission Bandwidth
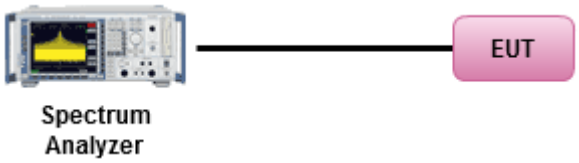

3.2.5 Test Result of Emission Bandwidth

Refer as Appendix B

3.3 Maximum Conducted Output Power

3.3.1 Maximum Conducted Output Power Limit

Maximum Conducted Output Power Limit		
	▪ If $G_{TX} \leq 6$ dBi, then $P_{Out} \leq 30$ dBm (1 W)	
	▪ Point-to-multipoint systems (P2M): If $G_{TX} > 6$ dBi, then $P_{Out} = 30 – (G_{TX} – 6)$ dBm	
	▪ Point-to-point systems (P2P): If $G_{TX} > 6$ dBi, then $P_{Out} = 30 – (G_{TX} – 6)/3$ dBm	
	▪ Smart antenna system (SAS):	
		- Single beam: If $G_{TX} > 6$ dBi, then $P_{Out} = 30 – (G_{TX} – 6)/3$ dBm
		- Overlap beam: If $G_{TX} > 6$ dBi, then $P_{Out} = 30 – (G_{TX} – 6)/3$ dBm
		- Aggregate power on all beams: If $G_{TX} > 6$ dBi, then $P_{Out} = 30 – (G_{TX} – 6)/3 + 8$dB dBm
P_{Out} = maximum peak conducted output power or maximum conducted output power in dBm, **G_{TX}** = the maximum transmitting antenna directional gain in dBi.		

3.3.2 Measuring Instruments

Refer a test equipment and calibration data table in this test report.

3.3.3 Test Procedures

Test Method	
▪ Maximum Peak Conducted Output Power	
	☐ Refer as FCC KDB 558074, clause 8.3.1.1 & C63.10 clause 11.9.1.1 (RBW ≥ EBW method).
	☐ Refer as FCC KDB 558074, clause 8.3.1.3 & C63.10 clause 11.9.1.3 (peak power meter).
▪ Maximum Conducted Output Power	
	[duty cycle ≥ 98% or external video / power trigger]
	☐ Refer as FCC KDB 558074, clause 8.3.2.2 & C63.10 clause 11.9.2.2.2 Method AVGSA-1.
	☐ Refer as FCC KDB 558074, clause 8.3.2.2 & C63.10 clause 11.9.2.2.3 Method AVGSA-1A. (alternative)
	duty cycle < 98% and average over on/off periods with duty factor
	☐ Refer as FCC KDB 558074, clause 8.3.2.2 & C63.10 clause 11.9.2.2.4 Method AVGSA-2.
	☐ Refer as FCC KDB 558074, clause 8.3.2.2 & C63.10 clause 11.9.2.2.5 Method AVGSA-2A (alternative)
	☐ Refer as FCC KDB 558074, clause 8.3.2.2 & C63.10 clause 11.9.2.2.6 Method AVGSA-3
	☐ Refer as FCC KDB 558074, clause 8.3.2.2 & C63.10 clause 11.9.2.2.7 Method AVGSA-3A (alternative)
	Measurement using a power meter (PM)
	☐ Refer as FCC KDB 558074, clause 8.3.2.3 & C63.10 clause 11.9.2.3.1 Method AVGPM (using an RF average power meter).
	☒ Refer as FCC KDB 558074, clause 8.3.2.3 & C63.10 clause 11.9.2.3.2 Method AVGPM-G (using an gate RF average power meter).
▪ For conducted measurement.	
	▪ If the EUT supports multiple transmit chains using options given below: Refer as FCC KDB 662911, In-band power measurements. Using the measure-and-sum approach, measured all transmit ports individually. Sum the power (in linear power units e.g., mW) of all ports for each individual sample and save them.
	▪ If multiple transmit chains, EIRP calculation could be following as methods: $P_{total} = P_1 + P_2 + \ldots + P_n$ (calculated in linear unit [mW] and transfer to log unit [dBm]) $EIRP_{total} = P_{total} + DG$

3.3.4 Test Setup

Maximum Conducted Output Power (Power Meter)

3.3.5 Test Result of Maximum Conducted Output Power

Refer as Appendix C

3.4 Power Spectral Density

3.4.1 Power Spectral Density Limit

Power Spectral Density Limit
▪ Power Spectral Density (PSD) ≤ 8 dBm/3kHz

3.4.2 Measuring Instruments

Refer a test equipment and calibration data table in this test report.

3.4.3 Test Procedures

Test Method		
▪ Peak power spectral density procedures that the same method as used to determine the conducted output power. If maximum peak conducted output power was measured to demonstrate compliance to the output power limit, then the peak PSD procedure below (Method PKPSD) shall be used. If maximum conducted output power was measured to demonstrate compliance to the output power limit, then one of the average PSD procedures shall be used, as applicable based on the following criteria (the peak PSD procedure is also an acceptable option).		
	☒ Refer as FCC KDB 558074, clause 8.4 & C63.10 clause 11.10 Method Max. PSD.	
▪ For conducted measurement.		
	▪ If The EUT supports multiple transmit chains using options given below:	
		☒ Option 1: Measure and sum the spectra across the outputs. Refer as FCC KDB 662911, In-band power spectral density (PSD). Sample all transmit ports simultaneously using a spectrum analyzer for each transmit port. Where the trace bin-by-bin of each transmit port summing can be performed. (i.e., in the first spectral bin of output 1 is summed with that in the first spectral bin of output 2 and that from the first spectral bin of output 3, and so on up to the NTX output to obtain the value for the first frequency bin of the summed spectrum.). Add up the amplitude (power) values for the different transmit chains and use this as the new data trace.
		☐ Option 2: Measure and sum spectral maxima across the outputs. With this technique, spectra are measured at each output of the device at the required resolution bandwidth. The maximum value (peak) of each spectrum is determined. These maximum values are then summed mathematically in linear power units across the outputs. These operations shall be performed separately over frequency spans that have different out-of-band or spurious emission limits,
		☐ Option 3: Measure and add 10 log(N) dB, where N is the number of transmit chains. Refer as FCC KDB 662911, In-band power spectral density (PSD). Performed at each transmit chains and each transmit chains shall be compared with the limit have been reduced with 10 log(N). Or each transmit chains shall be add 10 log(N) to compared with the limit.

3.4.4 Test Setup

Power Spectral Density

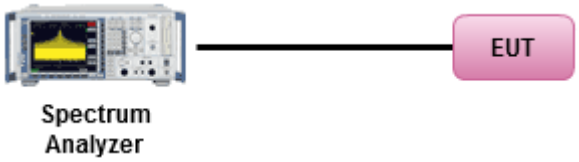

3.4.5 Test Result of Power Spectral Density

Refer as Appendix D

3.5 Emissions in Non-restricted Frequency Bands

3.5.1 Emissions in Non-restricted Frequency Bands Limit

Un-restricted Band Emissions Limit	
RF output power procedure	**Limit (dBc)**
Peak output power procedure	20
Average output power procedure	30

Note 1: If the peak output power procedure is used to measure the fundamental emission power to demonstrate compliance to requirements, then the peak conducted output power measured within any 100 kHz outside the authorized frequency band shall be attenuated by at least 20 dB relative to the maximum measured in-band peak PSD level.

Note 2: If the average output power procedure is used to measure the fundamental emission power to demonstrate compliance to requirements, then the power in any 100 kHz outside of the authorized frequency band shall be attenuated by at least 30 dB relative to the maximum measured in-band average PSD level.

3.5.2 Measuring Instruments

Refer a test equipment and calibration data table in this test report.

3.5.3 Test Procedures

Test Method
▪ Refer as FCC KDB 558074, clause 8.5 for unwanted emissions into non-restricted bands.

3.5.4 Test Setup

Emissions in Non-restricted Frequency Bands



3.5.5 Test Result of Emissions in Non-restricted Frequency Bands

Refer as Appendix E

3.6 Emissions in Restricted Frequency Bands

3.6.1 Emissions in Restricted Frequency Bands Limit

Restricted Band Emissions Limit			
Frequency Range (MHz)	**Field Strength (uV/m)**	**Field Strength (dBuV/m)**	**Measure Distance (m)**
0.009~0.490	2400/F(kHz)	48.5 - 13.8	300
0.490~1.705	24000/F(kHz)	33.8 - 23	30
1.705~30.0	30	29	30
30~88	100	40	3
88~216	150	43.5	3
216~960	200	46	3
Above 960	500	54	3

Note 1: Test distance for frequencies at or above 30 MHz, measurements may be performed at a distance other than the limit distance provided they are not performed in the near field and the emissions to be measured can be detected by the measurement equipment. When performing measurements at a distance other than that specified, the results shall be extrapolated to the specified distance using an extrapolation factor of 20 dB/decade (inverse of linear distance for field-strength measurements, inverse of linear distance-squared for power-density measurements).

Note 2: Test distance for frequencies at below 30 MHz, measurements may be performed at a distance closer than the EUT limit distance; however, an attempt should be made to avoid making measurements in the near field. When performing measurements below 30 MHz at a closer distance than the limit distance, the results shall be extrapolated to the specified distance by either making measurements at a minimum of two or more distances on at least one radial to determine the proper extrapolation factor or by using the square of an inverse linear distance extrapolation factor (40 dB/decade). The test report shall specify the extrapolation method used to determine compliance of the EUT.

Note 3: Using the distance of 1m during the test for above 18 GHz, and the test value to correct for the distance factor at 3m.

3.6.2 Measuring Instruments

Refer a test equipment and calibration data table in this test report.

3.6.3 Test Procedures

Test Method			
▪ The average emission levels shall be measured in [duty cycle ≥ 98 or duty factor].			
▪ Refer as ANSI C63.10, clause 6.10.3 band-edge testing shall be performed at the lowest frequency channel and highest frequency channel within the allowed operating band.			
▪ For the transmitter unwanted emissions shall be measured using following options below:			
	▪ Refer as FCC KDB 558074, clause 8.6 for unwanted emissions into restricted bands.		
		☐	Refer as FCC KDB 558074, clause 8.6 & C63.10 clause 11.12.2.5.1(trace averaging for duty cycle ≥98%).
		☐	Refer as FCC KDB 558074, clause 8.6 & C63.10 clause 11.12.2.5.2(trace averaging + duty factor).
		☒	Refer as FCC KDB 558074, clause 8.6 & C63.10 clause 11.12.2.5.3(Reduced VBW≥1/T).
		☐	Refer as ANSI C63.10, clause 11.12.2.5.3 (Reduced VBW). VBW ≥ 1/T, where T is pulse time.
		☐	Refer as ANSI C63.10, clause 7.5 average value of pulsed emissions.
		☒	Refer as FCC KDB 558074, clause 8.6 & C63.10 clause 11.12.2.4 measurement procedure peak limit.
▪ For the transmitter band-edge emissions shall be measured using following options below:			
	▪ Refer as FCC KDB 558074 clause 8.7 & C63.10 clause 11.13.1, When the performing peak or average radiated measurements, emissions within 2 MHz of the authorized band edge may be measured using the marker-delta method described below.		
	▪ Refer as FCC KDB 558074, clause 8.7 (ANSI C63.10, clause 6.10.6) for marker-delta method for band-edge measurements.		
	▪ Refer as FCC KDB 558074, clause 8.7 for narrower resolution bandwidth (100kHz) using the band power and summing the spectral levels (i.e., 1 MHz).		
	▪ For conducted unwanted emissions into restricted bands (absolute emission limits). Devices with multiple transmit chains using options given below: (1) Measure and sum the spectra across the outputs or (2) Measure and add 10 log(N) dB		
	▪ For FCC KDB 662911 The methodology described here may overestimate array gain, thereby resulting in apparent failures to satisfy the out-of-band limits even if the device is actually compliant. In such cases, compliance may be demonstrated by performing radiated tests around the frequencies at which the apparent failures occurred.		

3.6.4 Test Setup

Radiated - Emissions in Restricted Frequency Bands

9kHz ~30MHz

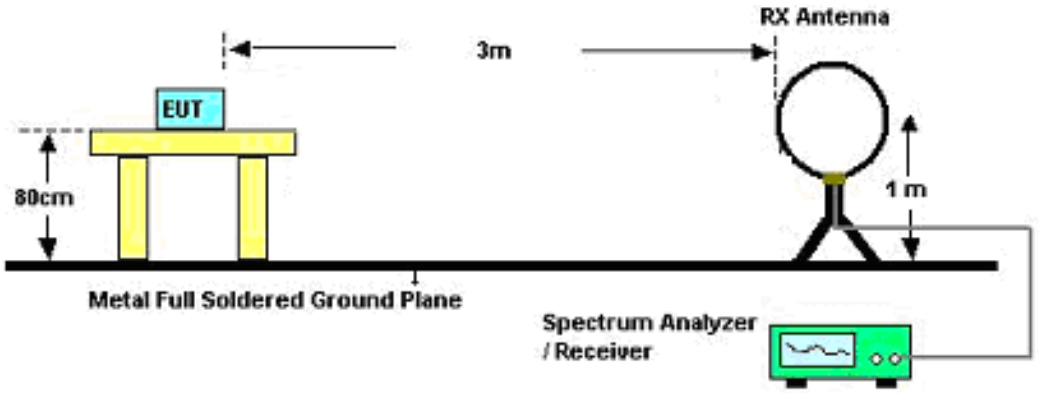

30MHz~1GHz

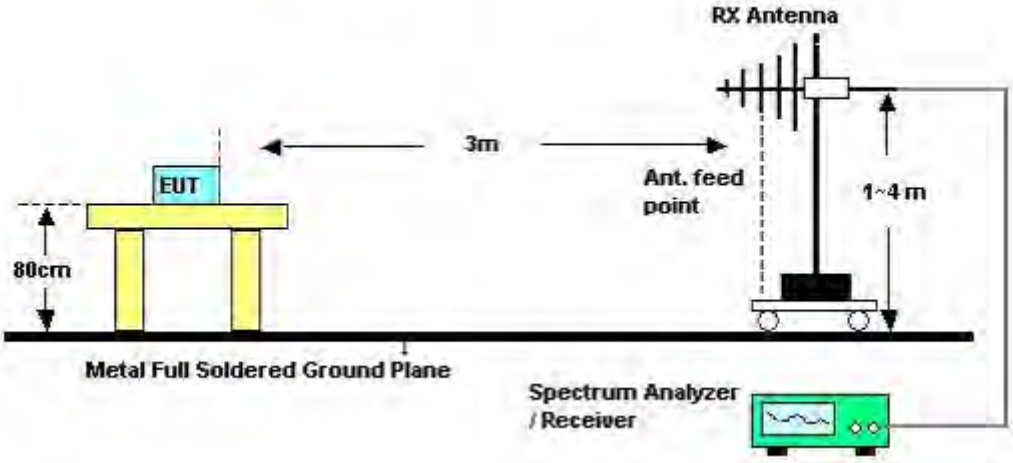

Above 1GHz

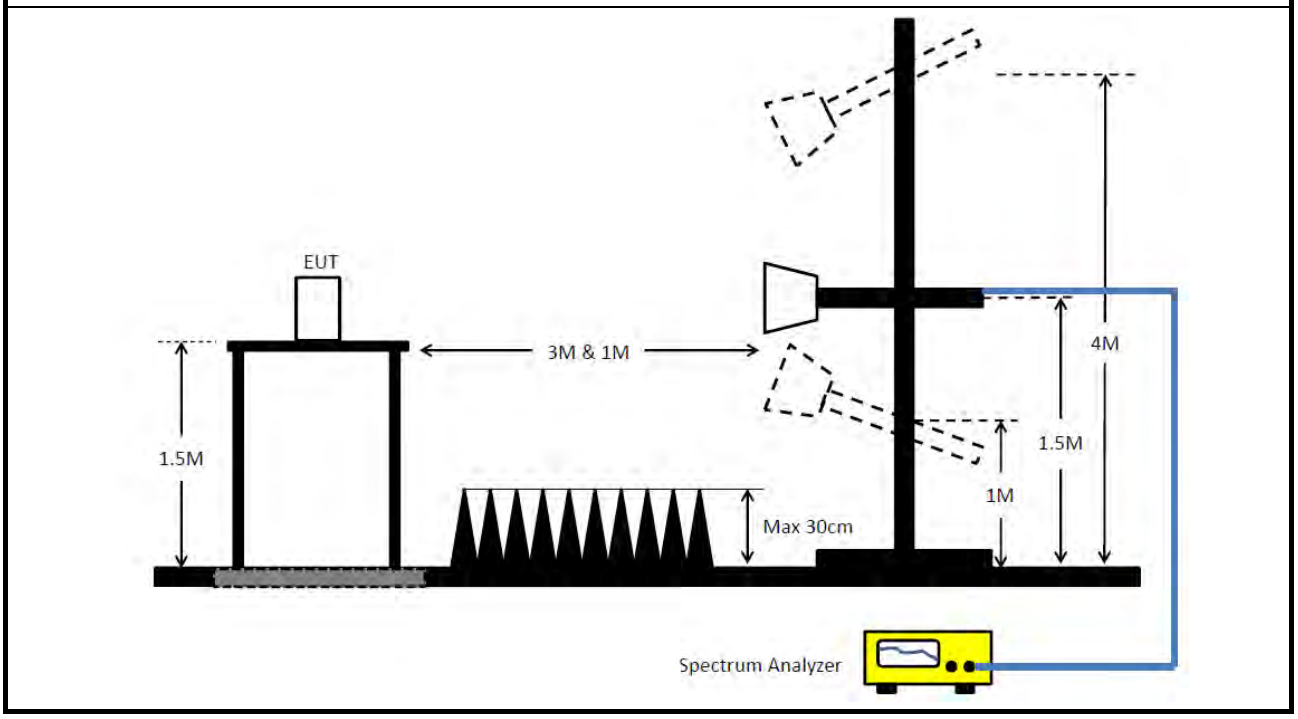

3.6.5 Measurement Results Calculation

The measured Level is calculated using:
Corrected Reading: Antenna factor (AF) + Cable loss (CL) + Read level (Raw) - Preamp factor (PA)(if applicable) = Level.

3.6.6 Emissions in Restricted Frequency Bands (Below 30MHz)

There is a comparison data of both open-field test site and alternative test site - semi-Anechoic chamber according to KDB414788 Radiated Test Site, and the result came out very similar.
All amplitude of spurious emissions that are attenuated by more than 20 dB below the permissible value has no need to be reported.
The radiated emissions were investigated from 9 kHz or the lowest frequency generated within the device, up to the 10th harmonic or 40 GHz, whichever is appropriate.

3.6.7 Test Result of Emissions in Restricted Frequency Bands

Refer as Appendix F

4 Test Equipment and Calibration Data

Instrument	Brand	Model No.	Serial No.	Characteristics	Calibration Date	Calibration Due Date	Remark
EMI Receiver	Agilent	N9038A	My52260123	9kHz ~ 8.4GHz	Feb. 26, 2020	Feb. 25, 2021	Conduction (CO01-CB)
LISN	Schwarzbeck	NSLK 8127	8127478	9kHz ~ 30MHz	Nov. 20, 2020	Nov. 19, 2021	Conduction (CO01-CB)
LISN	Schwarzbeck	NSLK 8127	8127647	9kHz ~ 30MHz	Feb. 25, 2020	Feb. 24, 2021	Conduction (CO01-CB)
Pulse Limiter	Rohde&Schwarz	ESH3-Z2	100430	9kHz ~ 30MHz	Jan. 31, 2020	Jan. 30, 2021	Conduction (CO01-CB)
COND Cable	Woken	Cable	Low cable-CO01	9kHz ~ 30MHz	May 20, 2020	May 19, 2021	Conduction (CO01-CB)
Software	SPORTON	SENSE	V5.10	-	N.C.R.	N.C.R.	Conduction (CO01-CB)
3m Semi Anechoic Chamber VSWR	TDK	SAC-3M	03CH05-CB	1GHz ~18GHz 3m	Nov. 08, 2020	Nov. 07, 2021	Radiation (03CH05-CB)
Horn Antenna	SCHWARZBECK	BBHA9120D	BBHA 9120 D-1291	1GHz~18GHz	Sep. 05, 2020	Sep. 04, 2021	Radiation (03CH05-CB)
Horn Antenna	Schwarzbeck	BBHA 9170	BBHA9170252	15GHz ~ 40GHz	Jul. 21, 2020	Jul. 20, 2021	Radiation (03CH05-CB)
Pre-Amplifier	EMCI	EMC330N	980331	20MHz ~ 3GHz	Apr. 28, 2020	Apr. 27, 2021	Radiation (03CH05-CB)
Pre-Amplifier	EMCI	EMC12630SE	980287	1GHz – 26.5GHz	Jul. 03, 2020	Jul. 02, 2021	Radiation (03CH05-CB)
Spectrum Analyzer	R&S	FSP40	100304	9kHz ~ 40GHz	Nov. 10, 2020	Nov. 09, 2021	Radiation (03CH05-CB)
RF Cable-high	Woken	RG402	High Cable-28	1GHz~18GHz	Oct. 05, 2020	Oct. 04, 2021	Radiation (03CH05-CB)
RF Cable-high	Woken	RG402	High Cable-04+28	1GHz~18GHz	Oct. 05, 2020	Oct. 04, 2021	Radiation (03CH05-CB)
Test Software	SPORTON	SENSE	V5.10	-	N.C.R.	N.C.R.	Radiation (03CH05-CB)
Loop Antenna	Teseq	HLA 6120	24155	9kHz - 30 MHz	Apr. 13, 2020	Apr. 12, 2021	Radiation (03CH03-CB)
3m Semi Anechoic Chamber NSA	TDK	SAC-3M	03CH03-CB	30 MHz ~ 1 GHz	Jan. 29, 2020	Jan. 28, 2021	Radiation (03CH03-CB)
3m Semi Anechoic Chamber VSWR	TDK	SAC-3M	03CH03-CB	1GHz ~18GHz 3m	May 28, 2020	May 27, 2021	Radiation (03CH03-CB)

Instrument	Brand	Model No.	Serial No.	Characteristics	Calibration Date	Calibration Due Date	Remark
Bilog Antenna with 6 dB attenuator	Schaffner & EMCI	CBL6112B & N-6-06	2928 & AT-N0608	20MHz ~ 2GHz	Feb. 28, 2020	Feb. 27, 2021	Radiation (03CH03-CB)
Horn Antenna	ETS・Lindgren	3115	6821	750MHz~18GHz	Jan. 20, 2020	Jan. 19, 2021	Radiation (03CH03-CB)
Horn Antenna	Schwarzbeck	BBHA 9170	BBHA9170252	15GHz ~ 40GHz	Jul. 21, 2020	Jul. 20, 2021	Radiation (03CH03-CB)
Pre-Amplifier	Agilent	8447D	2944A10259	9kHz ~ 1.3GHz	Jan. 15, 2020	Jan. 14, 2021	Radiation (03CH03-CB)
Pre-Amplifier	Agilent	8447D	2944A10259	9kHz ~ 1.3GHz	Jan. 11, 2021	Jan. 10, 2022	Radiation (03CH03-CB)
Pre-Amplifier	Agilent	8449B	3008A02097	1GHz ~ 26.5GHz	Jul. 03, 2020	Jun. 02, 2021	Radiation (03CH03-CB)
Spectrum Analyzer	R&S	FSP40	100019	9kHz ~ 40GHz	Jun. 09, 2020	Jun. 08, 2021	Radiation (03CH03-CB)
EMI Test Receiver	R&S	ESCS	826547/017	9kHz ~ 2.75GHz	May 13, 2020	May 12, 2021	Radiation (03CH03-CB)
RF Cable-low	Woken	RG402	Low Cable-02+29	30MHz ~ 1GHz	Oct. 05, 2020	Oct. 04, 2021	Radiation (03CH03-CB)
RF Cable-high	Woken	RG402	High Cable-20+29	1GHz ~ 18GHz	Oct. 05, 2020	Oct. 04, 2021	Radiation (03CH03-CB)
RF Cable-high	Woken	RG402	High Cable-29	1GHz ~ 18GHz	Oct. 05, 2020	Oct. 04, 2021	Radiation (03CH03-CB)
Test Software	SPORTON	SENSE	V5.10	-	N.C.R.	N.C.R.	Radiation (03CH03-CB)
Spectrum analyzer	R&S	FSV40	100979	9kHz~40GHz	May 05, 2020	May 04, 2021	Conducted (TH01-CB)
RF Cable-high	Woken	RG402	High Cable-06	1 GHz – 26.5 GHz	Oct. 05, 2020	Oct. 04, 2021	Conducted (TH01-CB)
RF Cable-high	Woken	RG402	High Cable-07	1 GHz –26.5 GHz	Oct. 05, 2020	Oct. 04, 2021	Conducted (TH01-CB)
RF Cable-high	Woken	RG402	High Cable-08	1 GHz –26.5 GHz	Oct. 05, 2020	Oct. 04, 2021	Conducted (TH01-CB)
RF Cable-high	Woken	RG402	High Cable-09	1 GHz –26.5 GHz	Oct. 05, 2020	Oct. 04, 2021	Conducted (TH01-CB)
RF Cable-high	Woken	RG402	High Cable-10	1 GHz –26.5 GHz	Oct. 05, 2020	Oct. 04, 2021	Conducted (TH01-CB)
RF Cable-high	Woken	RG402	High Cable-30	1 GHz –26.5 GHz	Oct. 05, 2020	Oct. 04, 2021	Conducted (TH01-CB)
Power Sensor	Agilent	E9327A	US40442088	50MHz~18GHz	Feb. 07, 2020	Feb. 06, 2021	Conducted (TH01-CB)
Power Meter	Agilent	E4416A	GB41291199	50MHz~18GHz	Feb. 07, 2020	Feb. 06, 2021	Conducted (TH01-CB)

Instrument	Brand	Model No.	Serial No.	Characteristics	Calibration Date	Calibration Due Date	Remark
Test Software	SPORTON	SENSE	V5.10	-	N.C.R.	N.C.R.	Conducted (TH01-CB)

Note: Calibration Interval of instruments listed above is one year.
NCR means Non-Calibration required.

Summary

Mode	Result	Type	Freq (Hz)	Level (dBuV)	Limit (dBuV)	Margin (dB)	Condition
Mode 2	Pass	QP	150k	52.26	66.00	-13.74	Line

Mode 2

17/12/2020

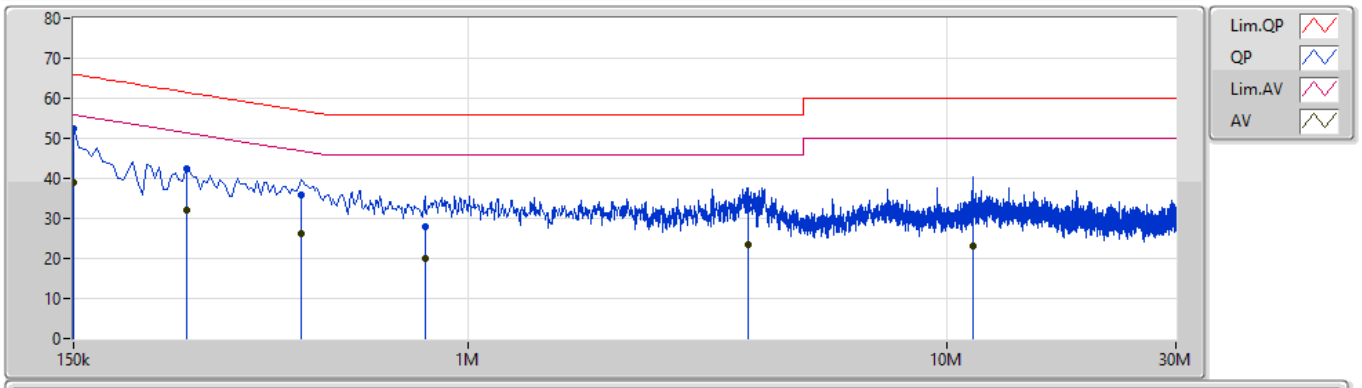

Type	Freq	Level	Limit	Margin	Factor	Condition	Comment	Raw	LISN	CL	AT
	(Hz)	(dBuV)	(dBuV)	(dB)	(dB)			(dBuV)	(dB)	(dB)	(dB)
QP	150k	52.26	66.00	-13.74	9.89	Line	"Worst"	42.37	0.05	0.03	9.81
AV	150k	39.03	56.00	-16.97	9.89	Line	-	29.14	0.05	0.03	9.81
QP	258k	42.55	61.49	-18.94	9.89	Line	-	32.66	0.04	0.03	9.82
AV	258k	32.17	51.49	-19.32	9.89	Line	-	22.28	0.04	0.03	9.82
QP	447k	35.79	56.94	-21.15	9.90	Line	-	25.89	0.04	0.03	9.83
AV	447k	26.32	46.94	-20.62	9.90	Line	-	16.42	0.04	0.03	9.83
QP	811.5k	28.01	56.00	-27.99	9.92	Line	-	18.09	0.05	0.04	9.83
AV	811.5k	20.12	46.00	-25.88	9.92	Line	-	10.20	0.05	0.04	9.83
QP	3.831M	32.50	56.00	-23.50	10.06	Line	-	22.44	0.09	0.13	9.84
AV	3.831M	23.57	46.00	-22.43	10.06	Line	-	13.51	0.09	0.13	9.84
QP	11.292M	31.46	60.00	-28.54	10.26	Line	-	21.20	0.18	0.17	9.91
AV	11.292M	22.96	50.00	-27.04	10.26	Line	-	12.70	0.18	0.17	9.91

Mode 2

17/12/2020

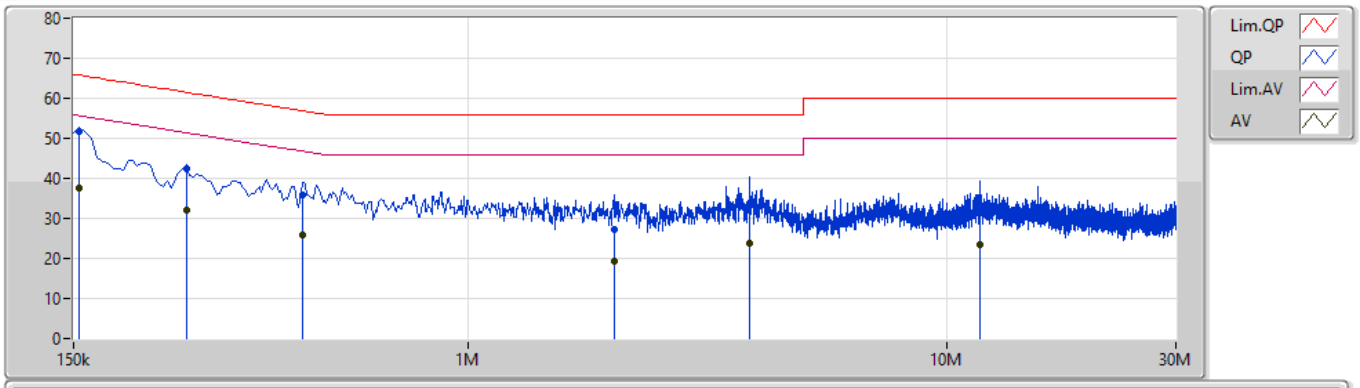

Type	Freq	Level	Limit	Margin	Factor	Condition	Comment	Raw	LISN	CL	AT
	(Hz)	(dBuV)	(dBuV)	(dB)	(dB)			(dBuV)	(dB)	(dB)	(dB)
QP	154.5k	51.76	65.75	-13.99	9.88	Neutral	"Worst"	41.88	0.04	0.03	9.81
AV	154.5k	37.74	55.75	-18.01	9.88	Neutral	-	27.86	0.04	0.03	9.81
QP	258k	42.44	61.49	-19.05	9.89	Neutral	-	32.55	0.04	0.03	9.82
AV	258k	32.08	51.49	-19.41	9.89	Neutral	-	22.19	0.04	0.03	9.82
QP	451.5k	35.82	56.84	-21.02	9.90	Neutral	-	25.92	0.04	0.03	9.83
AV	451.5k	25.94	46.84	-20.90	9.90	Neutral	-	16.04	0.04	0.03	9.83
QP	2.018M	27.33	56.00	-28.67	10.00	Neutral	-	17.33	0.07	0.07	9.86
AV	2.018M	19.26	46.00	-26.74	10.00	Neutral	-	9.26	0.07	0.07	9.86
QP	3.863M	32.95	56.00	-23.05	10.06	Neutral	-	22.89	0.09	0.13	9.84
AV	3.863M	23.85	46.00	-22.15	10.06	Neutral	-	13.79	0.09	0.13	9.84
QP	11.72M	31.46	60.00	-28.54	10.27	Neutral	-	21.19	0.18	0.18	9.91
AV	11.72M	23.58	50.00	-26.42	10.27	Neutral	-	13.31	0.18	0.18	9.91

Summary

Mode	Max-N dB (Hz)	Max-OBW (Hz)	ITU-Code	Min-N dB (Hz)	Min-OBW (Hz)
2.4-2.4835GHz	-	-	-	-	-
802.11b_Nss1,(1Mbps)_4TX	8.075M	12.994M	13M0G1D	7.05M	12.869M
802.11g_Nss1,(6Mbps)_4TX	16.325M	16.417M	16M4D1D	15.925M	16.317M
802.11ax HEW20-BF_Nss1,(MCS0)_4TX	18.95M	18.941M	18M9D1D	15.05M	18.816M
802.11ax HEW40-BF_Nss1,(MCS0)_4TX	38.1M	37.981M	38M0D1D	33.8M	36.982M

Max-N dB = Maximum 6dB down bandwidth; **Max-OBW** = Maximum 99% occupied bandwidth;
Min-N dB = Minimum 6dB down bandwidth; **Min-OBW** = Minimum 99% occupied bandwidth;

Result

Mode	Result	Limit (Hz)	Port 1-N dB (Hz)	Port 1-OBW (Hz)	Port 2-N dB (Hz)	Port 2-OBW (Hz)	Port 3-N dB (Hz)	Port 3-OBW (Hz)	Port 4-N dB (Hz)	Port 4-OBW (Hz)
802.11b_Nss1,(1Mbps)_4TX	-	-	-	-	-	-	-	-	-	-
2412MHz	Pass	500k	7.075M	12.894M	8.025M	12.919M	8.075M	12.894M	8.025M	12.869M
2437MHz	Pass	500k	7.55M	12.944M	8M	12.919M	7.55M	12.994M	7.05M	12.969M
2462MHz	Pass	500k	8.025M	12.969M	7.525M	12.944M	7.05M	12.894M	7.55M	12.919M
802.11g_Nss1,(6Mbps)_4TX	-	-	-	-	-	-	-	-	-	-
2412MHz	Pass	500k	16.05M	16.317M	16.275M	16.392M	15.925M	16.342M	16.325M	16.342M
2437MHz	Pass	500k	15.95M	16.317M	16.3M	16.367M	16.3M	16.367M	16.3M	16.342M
2462MHz	Pass	500k	16.3M	16.342M	16.025M	16.417M	16.325M	16.367M	16.3M	16.342M
802.11ax HEW20-BF_Nss1,(MCS0)_4TX	-	-	-	-	-	-	-	-	-	-
2412MHz	Pass	500k	16.825M	18.816M	17.675M	18.866M	17.025M	18.841M	17.3M	18.866M
2437MHz	Pass	500k	18.75M	18.916M	15.05M	18.866M	18.8M	18.916M	18.95M	18.891M
2462MHz	Pass	500k	18.85M	18.891M	18.85M	18.941M	17.05M	18.866M	18.875M	18.891M
802.11ax HEW40-BF_Nss1,(MCS0)_4TX	-	-	-	-	-	-	-	-	-	-
2422MHz	Pass	500k	35.05M	37.881M	37.3M	37.631M	36.4M	37.831M	33.8M	36.982M
2437MHz	Pass	500k	37.85M	37.781M	37.05M	37.681M	37.35M	37.731M	37.7M	37.931M
2452MHz	Pass	500k	37.2M	37.631M	37.9M	37.881M	33.8M	37.581M	38.1M	37.981M

Port X-N dB = Port **X** 6dB down bandwidth; **Port X-OBW** = Port **X** 99% occupied bandwidth;

802.11b_Nss1,(1Mbps)_4TX EBW

2412MHz

09/01/2021

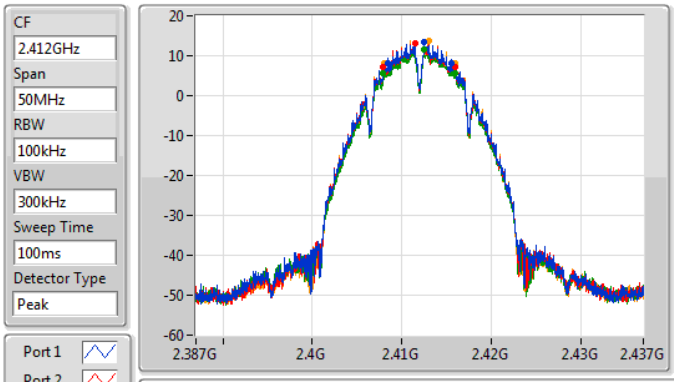

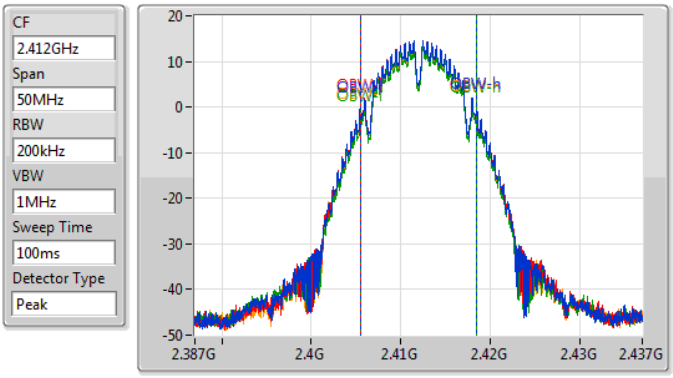

6dB(Hz)	Fl-6dB(Hz)	Fh-6dB(Hz)	OBW(Hz)	Fl-OBW(Hz)	Fh-OBW(Hz)	Limit(Hz)	Port
7.075M	2.40845G	2.415525G	12.894M	2.405553G	2.418447G	500k	1
8.025M	2.40795G	2.415975G	12.919M	2.405528G	2.418447G	500k	2
8.075M	2.40795G	2.416025G	12.894M	2.405578G	2.418472G	500k	3
8.025M	2.407975G	2.416G	12.869M	2.405578G	2.418447G	500k	4

802.11b_Nss1,(1Mbps)_4TX EBW

2437MHz

09/01/2021

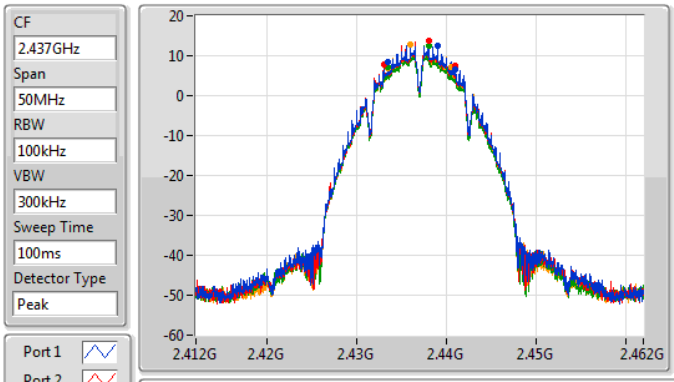

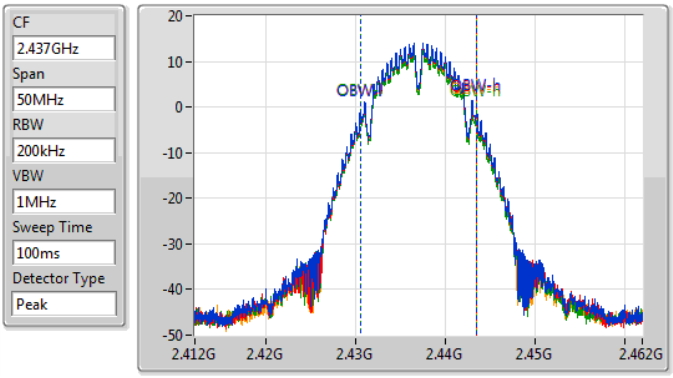

6dB(Hz)	Fl-6dB(Hz)	Fh-6dB(Hz)	OBW(Hz)	Fl-OBW(Hz)	Fh-OBW(Hz)	Limit(Hz)	Port
7.55M	2.43345G	2.441G	12.944M	2.430553G	2.443497G	500k	1
8M	2.433G	2.441G	12.919M	2.430553G	2.443472G	500k	2
7.55M	2.43345G	2.441G	12.994M	2.430478G	2.443472G	500k	3
7.05M	2.43345G	2.4405G	12.969M	2.430503G	2.443472G	500k	4

802.11b_Nss1,(1Mbps)_4TX EBW

2462MHz

09/01/2021

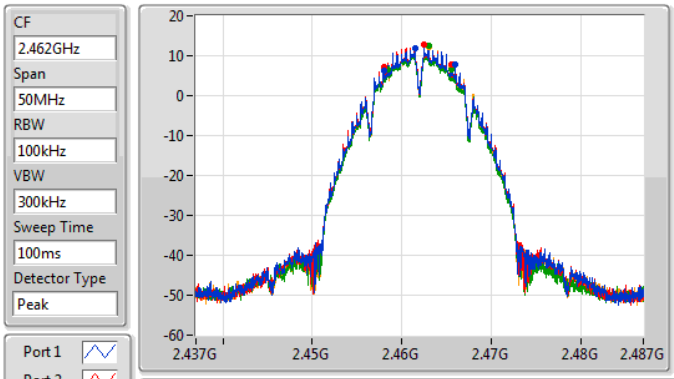

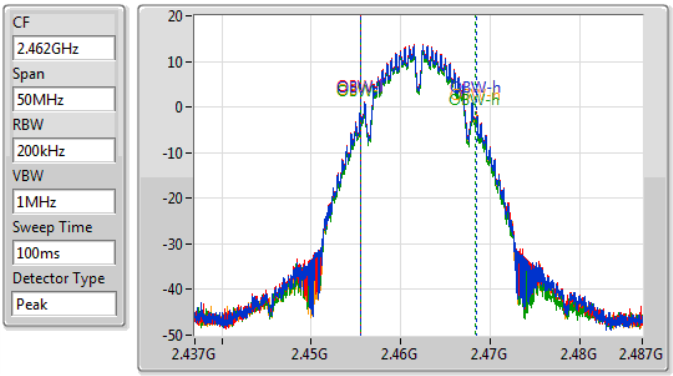

6dB(Hz)	Fl-6dB(Hz)	Fh-6dB(Hz)	OBW(Hz)	Fl-OBW(Hz)	Fh-OBW(Hz)	Limit(Hz)	Port
8.025M	2.457975G	2.466G	12.969M	2.455503G	2.468472G	500k	1
7.525M	2.458G	2.465525G	12.944M	2.455503G	2.468447G	500k	2
7.05M	2.45845G	2.4655G	12.894M	2.455503G	2.468397G	500k	3
7.55M	2.457975G	2.465525G	12.919M	2.455503G	2.468422G	500k	4

802.11g_Nss1,(6Mbps)_4TX EBW

2412MHz

09/01/2021

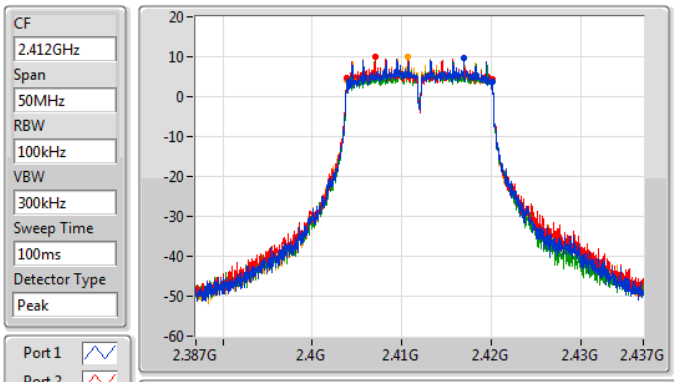

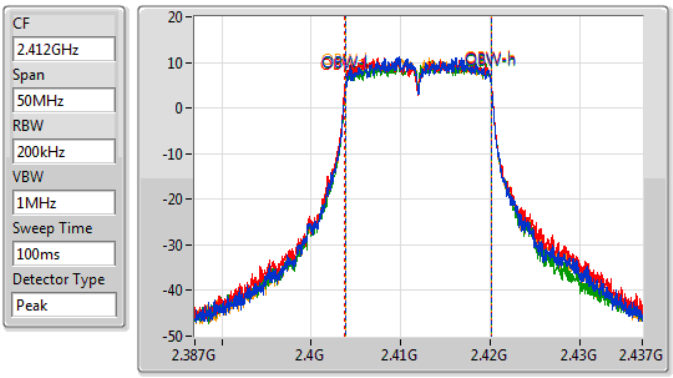

6dB(Hz)	Fl-6dB(Hz)	Fh-6dB(Hz)	OBW(Hz)	Fl-OBW(Hz)	Fh-OBW(Hz)	Limit(Hz)	Port
16.05M	2.4041G	2.42015G	16.317M	2.403829G	2.420146G	500k	1
16.275M	2.40385G	2.420125G	16.392M	2.403779G	2.420171G	500k	2
15.925M	2.4042G	2.420125G	16.342M	2.403829G	2.420171G	500k	3
16.325M	2.403825G	2.42015G	16.342M	2.403804G	2.420146G	500k	4

802.11g_Nss1,(6Mbps)_4TX EBW

2437MHz

09/01/2021

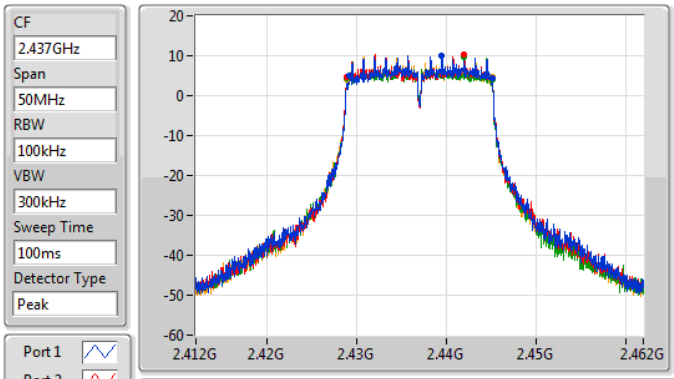

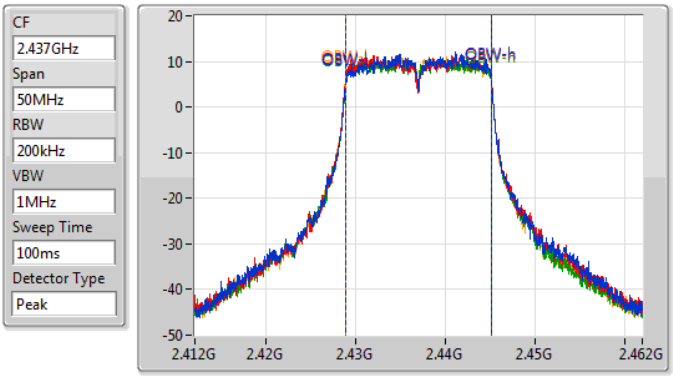

6dB(Hz)	Fl-6dB(Hz)	Fh-6dB(Hz)	OBW(Hz)	Fl-OBW(Hz)	Fh-OBW(Hz)	Limit(Hz)	Port
15.95M	2.4292G	2.44515G	16.317M	2.428829G	2.445146G	500k	1
16.3M	2.42885G	2.44515G	16.367M	2.428804G	2.445171G	500k	2
16.3M	2.42885G	2.44515G	16.367M	2.428804G	2.445171G	500k	3
16.3M	2.428825G	2.445125G	16.342M	2.428804G	2.445146G	500k	4

802.11g_Nss1,(6Mbps)_4TX EBW

2462MHz

09/01/2021

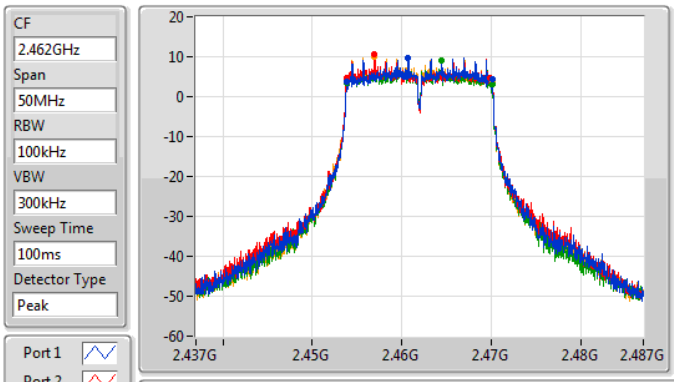

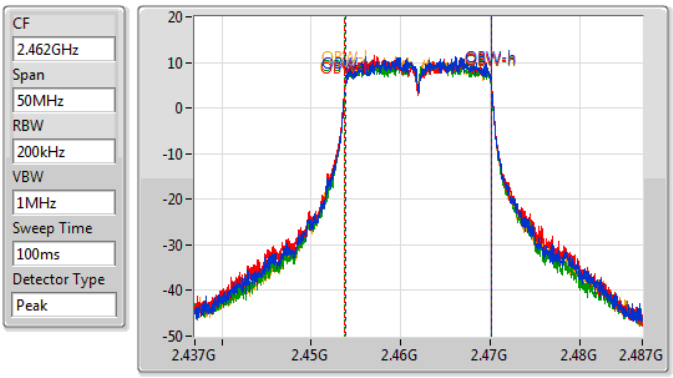

6dB(Hz)	Fl-6dB(Hz)	Fh-6dB(Hz)	OBW(Hz)	Fl-OBW(Hz)	Fh-OBW(Hz)	Limit(Hz)	Port
16.3M	2.453825G	2.470125G	16.342M	2.453804G	2.470146G	500k	1
16.025M	2.45385G	2.469875G	16.417M	2.453754G	2.470171G	500k	2
16.325M	2.453825G	2.47015G	16.367M	2.453779G	2.470146G	500k	3
16.3M	2.453825G	2.470125G	16.342M	2.453804G	2.470146G	500k	4

802.11ax HEW20-BF_Nss1,(MCS0)_4TX EBW

2412MHz

09/01/2021

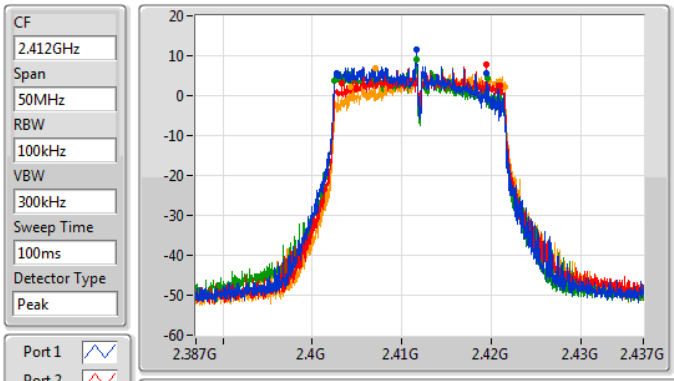

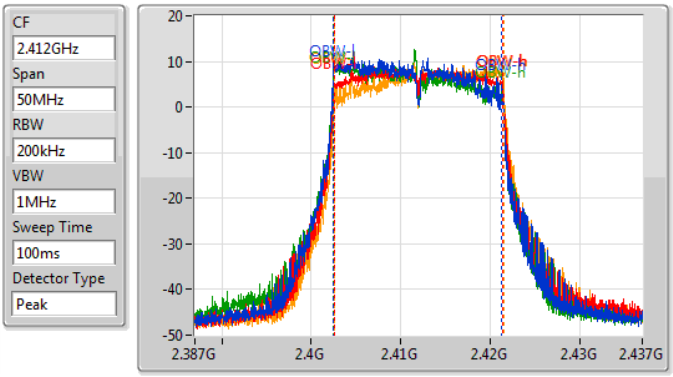

6dB(Hz)	Fl-6dB(Hz)	Fh-6dB(Hz)	OBW(Hz)	Fl-OBW(Hz)	Fh-OBW(Hz)	Limit(Hz)	Port
16.825M	2.402675G	2.4195G	18.816M	2.402455G	2.42127G	500k	1
17.675M	2.403275G	2.42095G	18.866M	2.402555G	2.42142G	500k	2
17.025M	2.4025G	2.419525G	18.841M	2.402455G	2.421295G	500k	3
17.3M	2.404225G	2.421525G	18.866M	2.402655G	2.42152G	500k	4

802.11ax HEW20-BF_Nss1,(MCS0)_4TX EBW

2437MHz

09/01/2021

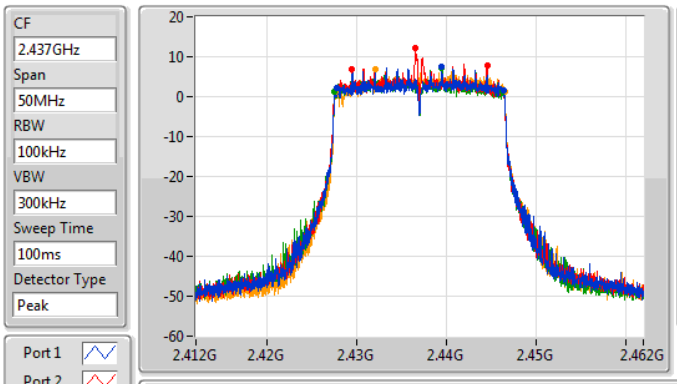

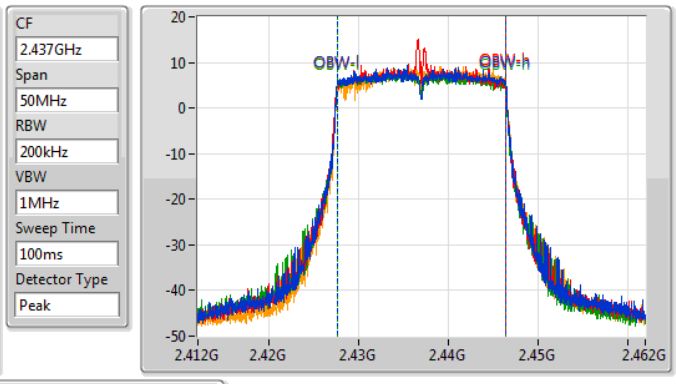

6dB(Hz)	Fl-6dB(Hz)	Fh-6dB(Hz)	OBW(Hz)	Fl-OBW(Hz)	Fh-OBW(Hz)	Limit(Hz)	Port
18.75M	2.4277G	2.44645G	18.916M	2.42753G	2.446445G	500k	1
15.05M	2.429475G	2.444525G	18.866M	2.427555G	2.44642G	500k	2
18.8M	2.427525G	2.446325G	18.916M	2.42753G	2.446445G	500k	3
18.95M	2.42755G	2.4465G	18.891M	2.427555G	2.446445G	500k	4

802.11ax HEW20-BF_Nss1,(MCS0)_4TX EBW

2462MHz

09/01/2021

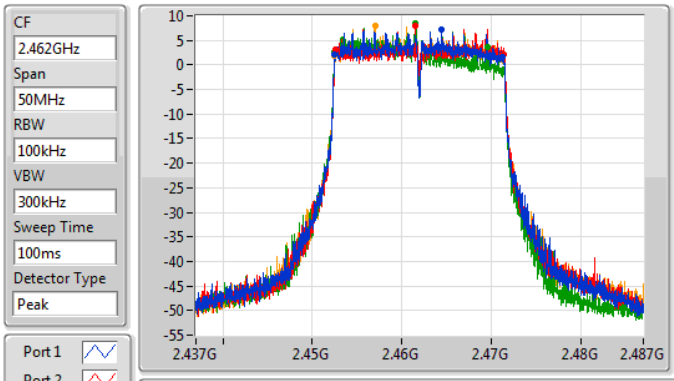

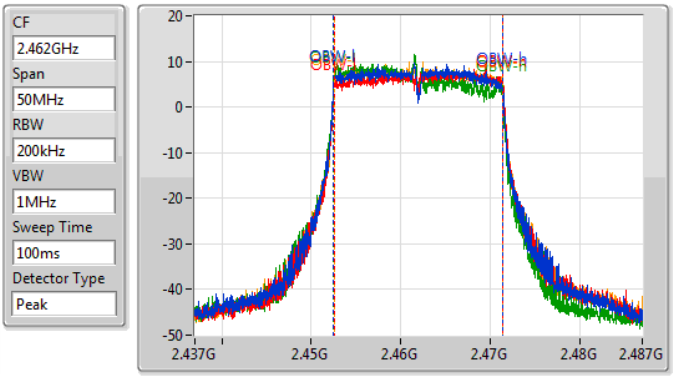

6dB(Hz)	Fl-6dB(Hz)	Fh-6dB(Hz)	OBW(Hz)	Fl-OBW(Hz)	Fh-OBW(Hz)	Limit(Hz)	Port
18.85M	2.452475G	2.471325G	18.891M	2.452505G	2.471395G	500k	1
18.85M	2.4526G	2.47145G	18.941M	2.45253G	2.47147G	500k	2
17.05M	2.452525G	2.469575G	18.866M	2.45248G	2.471345G	500k	3
18.875M	2.4525G	2.471375G	18.891M	2.452555G	2.471445G	500k	4

802.11ax HEW40-BF_Nss1,(MCS0)_4TX EBW

2422MHz

09/01/2021

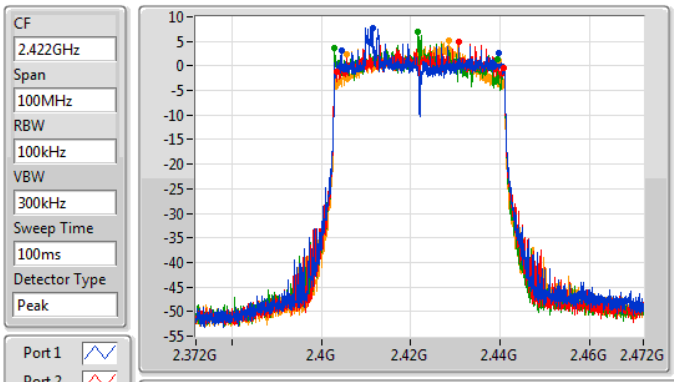

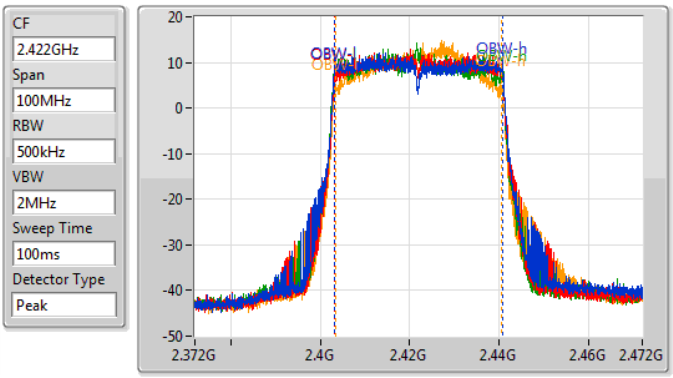

6dB(Hz)	Fl-6dB(Hz)	Fh-6dB(Hz)	OBW(Hz)	Fl-OBW(Hz)	Fh-OBW(Hz)	Limit(Hz)	Port
35.05M	2.4045G	2.43955G	37.881M	2.403059G	2.440941G	500k	1
37.3M	2.4035G	2.4408G	37.631M	2.403209G	2.440841G	500k	2
36.4M	2.40305G	2.43945G	37.831M	2.403059G	2.440891G	500k	3
33.8M	2.40575G	2.43955G	36.982M	2.403409G	2.440391G	500k	4

802.11ax HEW40-BF_Nss1,(MCS0)_4TX EBW

2437MHz

09/01/2021

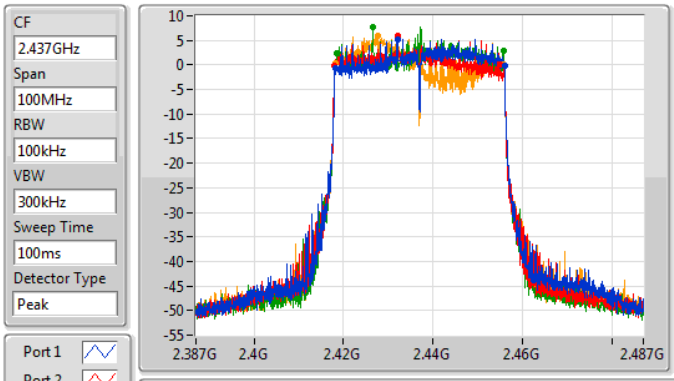

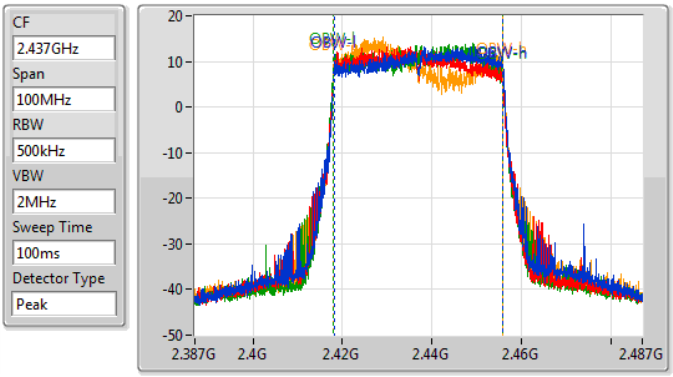

6dB(Hz)	Fl-6dB(Hz)	Fh-6dB(Hz)	OBW(Hz)	Fl-OBW(Hz)	Fh-OBW(Hz)	Limit(Hz)	Port
37.85M	2.41815G	2.456G	37.781M	2.418109G	2.455891G	500k	1
37.05M	2.418G	2.45505G	37.681M	2.418059G	2.455741G	500k	2
37.35M	2.41845G	2.4558G	37.731M	2.418009G	2.455741G	500k	3
37.7M	2.4182G	2.4559G	37.931M	2.418009G	2.455941G	500k	4

802.11ax HEW40-BF_Nss1,(MCS0)_4TX EBW

2452MHz

09/01/2021

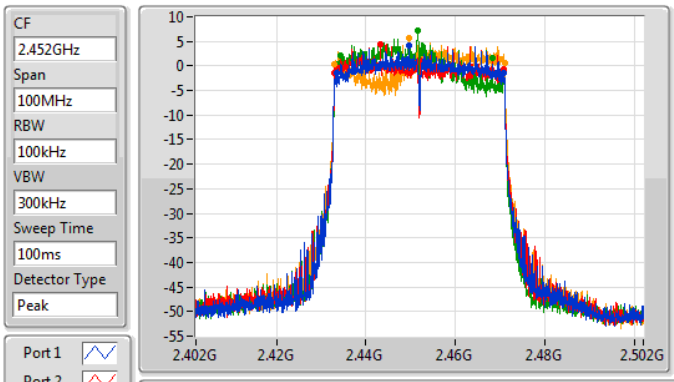

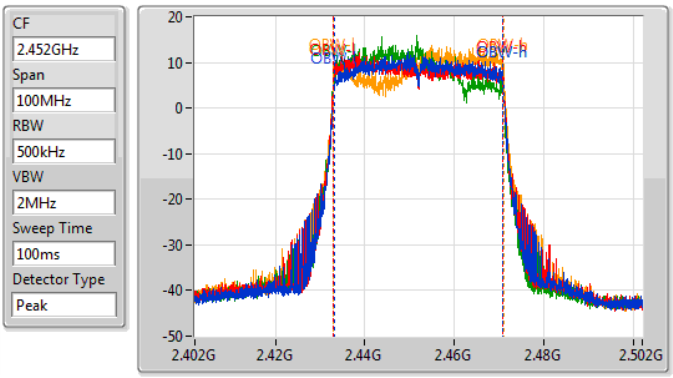

6dB(Hz)	Fl-6dB(Hz)	Fh-6dB(Hz)	OBW(Hz)	Fl-OBW(Hz)	Fh-OBW(Hz)	Limit(Hz)	Port
37.2M	2.4335G	2.4707G	37.631M	2.433209G	2.470841G	500k	1
37.9M	2.43295G	2.47085G	37.881M	2.433009G	2.470891G	500k	2
33.8M	2.43445G	2.46825G	37.581M	2.433109G	2.470691G	500k	3
38.1M	2.43295G	2.47105G	37.981M	2.433009G	2.470991G	500k	4

Summary

Mode	Total Power (dBm)	Total Power (W)
2.4-2.4835GHz	-	-
802.11b_Nss1,(1Mbps)_4TX	27.95	0.62373
802.11g_Nss1,(6Mbps)_4TX	27.37	0.54576
802.11ax HEW20-BF_Nss1,(MCS0)_4TX	24.51	0.28249
802.11ax HEW40-BF_Nss1,(MCS0)_4TX	25.07	0.32137

Result

Mode	Result	DG (dBi)	Port 1 (dBm)	Port 2 (dBm)	Port 3 (dBm)	Port 4 (dBm)	Total Power (dBm)	Power Limit (dBm)
802.11b_Nss1,(1Mbps)_4TX	-	-	-	-	-	-	-	-
2412MHz	Pass	4.97	22.27	22.31	21.15	21.91	27.95	30.00
2437MHz	Pass	4.97	21.54	21.51	20.66	20.81	27.17	30.00
2462MHz	Pass	4.97	21.21	21.29	20.61	20.87	27.02	30.00
802.11g_Nss1,(6Mbps)_4TX	-	-	-	-	-	-	-	-
2412MHz	Pass	4.97	21.12	21.30	20.54	21.17	27.06	30.00
2437MHz	Pass	4.97	21.39	21.46	21.03	21.49	27.37	30.00
2462MHz	Pass	4.97	21.17	21.25	20.62	21.36	27.13	30.00
802.11ax HEW20-BF_Nss1,(MCS0)_4TX	-	-	-	-	-	-	-	-
2412MHz	Pass	10.90	18.26	18.49	18.24	18.18	24.31	25.10
2437MHz	Pass	10.90	18.36	18.95	18.17	18.44	24.51	25.10
2462MHz	Pass	10.90	18.86	18.26	18.05	18.66	24.49	25.10
802.11ax HEW40-BF_Nss1,(MCS0)_4TX	-	-	-	-	-	-	-	-
2422MHz	Pass	10.90	18.91	19.18	18.13	18.27	24.67	25.10
2437MHz	Pass	10.90	19.23	18.94	18.63	19.35	25.07	25.10
2452MHz	Pass	10.90	18.61	18.25	17.83	18.09	24.22	25.10

DG = Directional Gain; **Port X** = Port X output power

Summary

Mode	PD (dBm/RBW)
2.4-2.4835GHz	-
802.11b_Nss1,(1Mbps)_4TX	2.84
802.11g_Nss1,(6Mbps)_4TX	-1.83
802.11ax HEW20-BF_Nss1,(MCS0)_4TX	-0.80
802.11ax HEW40-BF_Nss1,(MCS0)_4TX	-3.15

RBW = 500 kHz for 5.725-5.85GHz band / 1MHz for other band;

Result

Mode	Result	DG (dBi)	Port 1 (dBm/RBW)	Port 2 (dBm/RBW)	Port 3 (dBm/RBW)	Port 4 (dBm/RBW)	PD (dBm/RBW)	PD Limit (dBm/RBW)
802.11b_Nss1,(1Mbps)_4TX	-	-	-	-	-	-	-	-
2412MHz	Pass	10.90	-0.61	-1.99	-1.90	-2.99	2.84	3.10
2437MHz	Pass	10.90	-2.01	-2.41	-3.90	-3.83	2.38	3.10
2462MHz	Pass	10.90	-2.64	-1.92	-2.98	-2.69	1.90	3.10
802.11g_Nss1,(6Mbps)_4TX	-	-	-	-	-	-	-	-
2412MHz	Pass	10.90	-5.94	-6.67	-6.80	-6.57	-1.96	3.10
2437MHz	Pass	10.90	-6.91	-5.82	-6.87	-5.67	-1.83	3.10
2462MHz	Pass	10.90	-6.46	-5.89	-7.65	-6.06	-2.01	3.10
802.11ax HEW20-BF_Nss1,(MCS0)_4TX	-	-	-	-	-	-	-	-
2412MHz	Pass	10.90	-6.08	-7.39	-4.96	-6.03	-1.99	3.10
2437MHz	Pass	10.90	-9.18	-1.22	-7.18	-4.95	-0.80	3.10
2462MHz	Pass	10.90	-5.68	-6.16	-4.96	-6.62	-2.40	3.10
802.11ax HEW40-BF_Nss1,(MCS0)_4TX	-	-	-	-	-	-	-	-
2422MHz	Pass	10.90	-9.09	-9.24	-5.13	-5.99	-3.78	3.10
2437MHz	Pass	10.90	-7.75	-8.16	-4.04	-7.26	-3.15	3.10
2452MHz	Pass	10.90	-10.18	-9.58	-5.34	-9.18	-3.41	3.10

DG = Directional Gain; **RBW** = 500 kHz for 5.725-5.85GHz band / 1MHz for other band;
PD = trace bin-by-bin of each transmits port summing can be performed maximum power density; **Port X** = Port X power density;

802.11b_Nss1,(1Mbps)_4TX PSD

2412MHz

09/01/2021

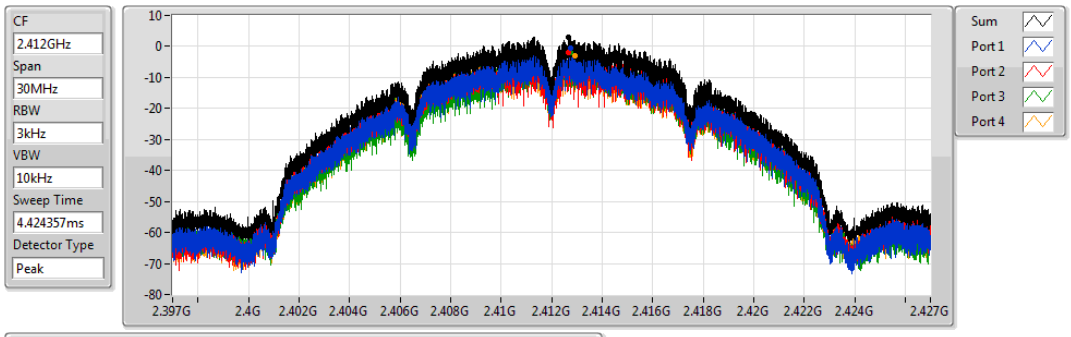

Sum	PD	Port 1	Port 2	Port 3	Port 4
(dBm/RBW)	(dBm/RBW)	(dBm/RBW)	(dBm/RBW)	(dBm/RBW)	(dBm/RBW)
2.84	2.84	-0.61	-1.99	-1.90	-2.99

802.11b_Nss1,(1Mbps)_4TX PSD

2437MHz

09/01/2021

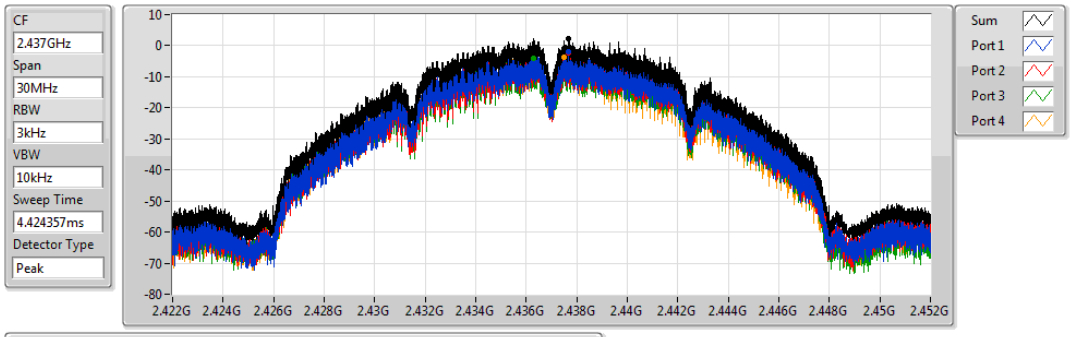

Sum	PD	Port 1	Port 2	Port 3	Port 4
(dBm/RBW)	(dBm/RBW)	(dBm/RBW)	(dBm/RBW)	(dBm/RBW)	(dBm/RBW)
2.38	2.38	-2.01	-2.41	-3.90	-3.83

802.11b_Nss1,(1Mbps)_4TX PSD

2462MHz

09/01/2021

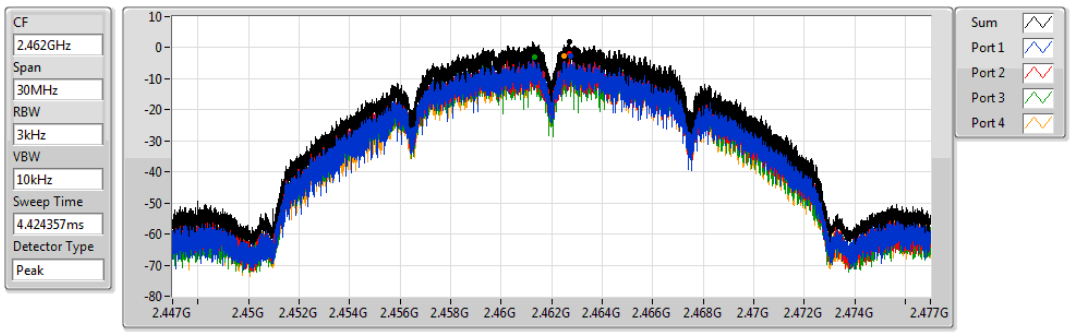

Sum	PD	Port 1	Port 2	Port 3	Port 4
(dBm/RBW)	(dBm/RBW)	(dBm/RBW)	(dBm/RBW)	(dBm/RBW)	(dBm/RBW)
1.90	1.90	-2.64	-1.92	-2.98	-2.69

802.11g_Nss1,(6Mbps)_4TX PSD

2412MHz

09/01/2021

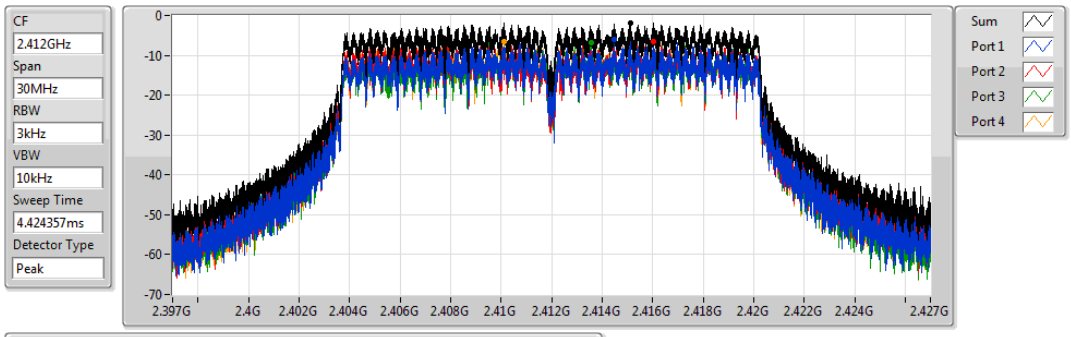

Sum	PD	Port 1	Port 2	Port 3	Port 4
(dBm/RBW)	(dBm/RBW)	(dBm/RBW)	(dBm/RBW)	(dBm/RBW)	(dBm/RBW)
-1.96	-1.96	-5.94	-6.67	-6.80	-6.57

802.11g_Nss1,(6Mbps)_4TX PSD

2437MHz

09/01/2021

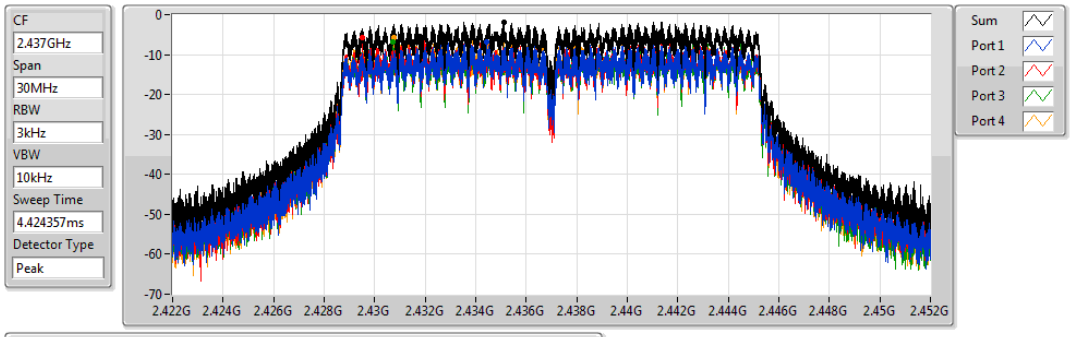

Sum	PD	Port 1	Port 2	Port 3	Port 4
(dBm/RBW)	(dBm/RBW)	(dBm/RBW)	(dBm/RBW)	(dBm/RBW)	(dBm/RBW)
-1.83	-1.83	-6.91	-5.82	-6.87	-5.67

802.11g_Nss1,(6Mbps)_4TX PSD

2462MHz

09/01/2021

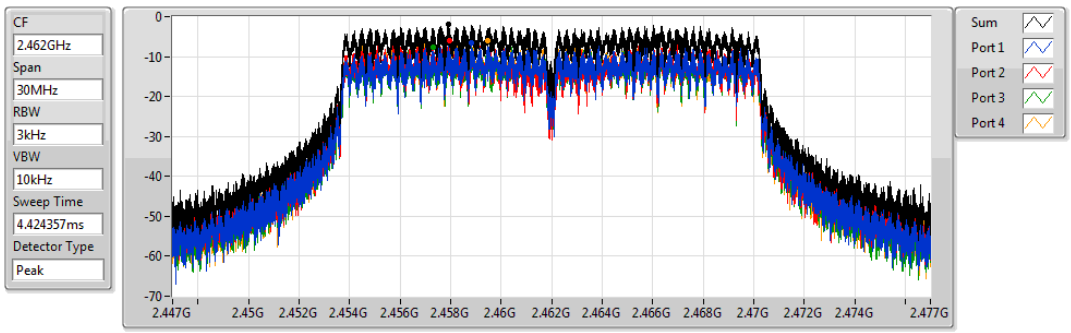

Sum	PD	Port 1	Port 2	Port 3	Port 4
(dBm/RBW)	(dBm/RBW)	(dBm/RBW)	(dBm/RBW)	(dBm/RBW)	(dBm/RBW)
-2.01	-2.01	-6.46	-5.89	-7.65	-6.06

802.11ax HEW20-BF_Nss1,(MCS0)_4TX PSD

2412MHz

09/01/2021

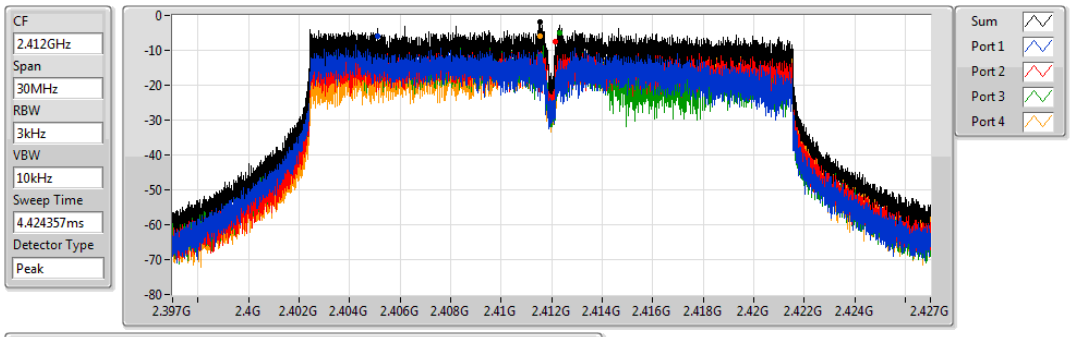

Sum	PD	Port 1	Port 2	Port 3	Port 4
(dBm/RBW)	(dBm/RBW)	(dBm/RBW)	(dBm/RBW)	(dBm/RBW)	(dBm/RBW)
-1.99	-1.99	-6.08	-7.39	-4.96	-6.03

802.11ax HEW20-BF_Nss1,(MCS0)_4TX PSD

2437MHz

09/01/2021

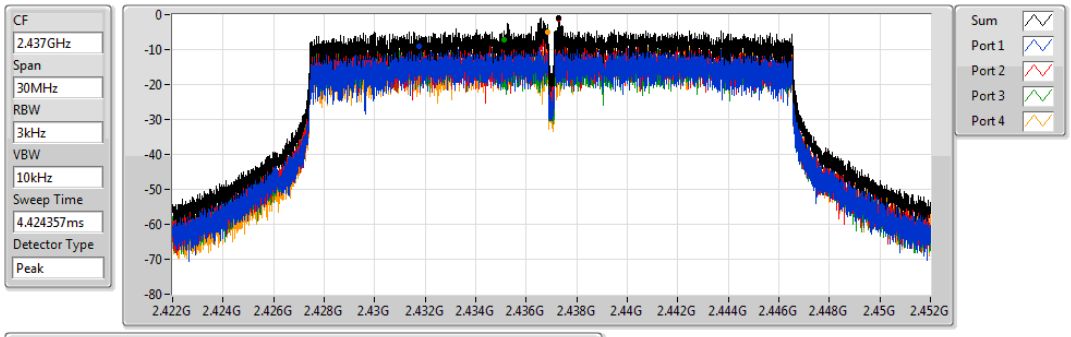

Sum	PD	Port 1	Port 2	Port 3	Port 4
(dBm/RBW)	(dBm/RBW)	(dBm/RBW)	(dBm/RBW)	(dBm/RBW)	(dBm/RBW)
-0.80	-0.80	-9.18	-1.22	-7.18	-4.95

802.11ax HEW20-BF_Nss1,(MCS0)_4TX PSD

2462MHz

09/01/2021

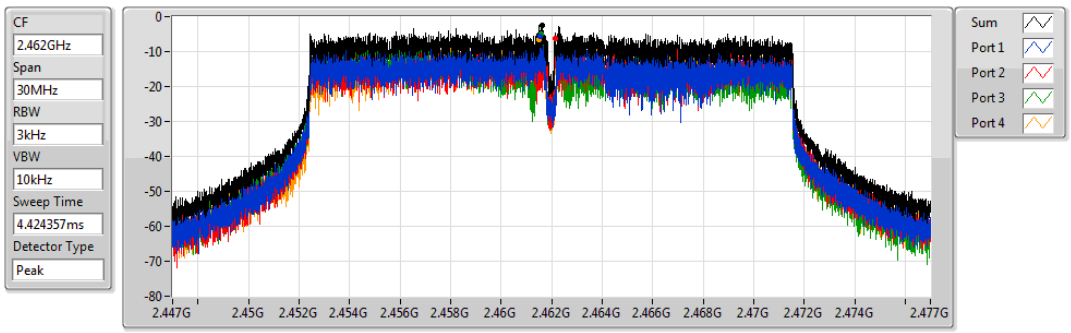

Sum	PD	Port 1	Port 2	Port 3	Port 4
(dBm/RBW)	(dBm/RBW)	(dBm/RBW)	(dBm/RBW)	(dBm/RBW)	(dBm/RBW)
-2.40	-2.40	-5.68	-6.16	-4.96	-6.62

802.11ax HEW40-BF_Nss1,(MCS0)_4TX PSD

2422MHz

09/01/2021

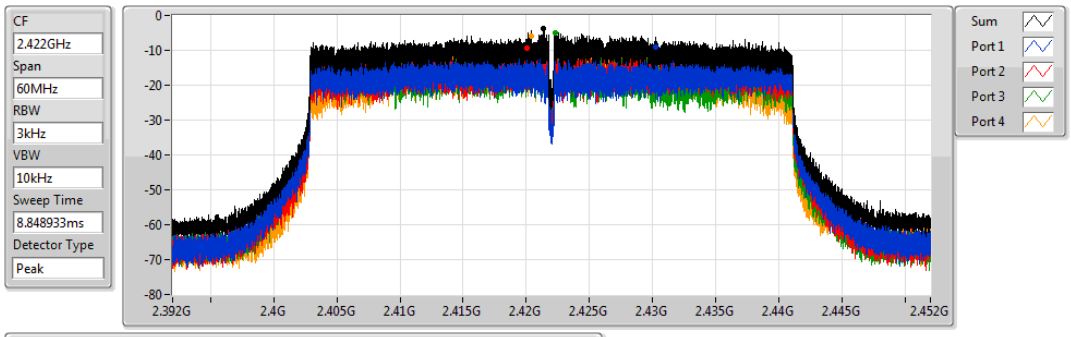

Sum	PD	Port 1	Port 2	Port 3	Port 4
(dBm/RBW)	(dBm/RBW)	(dBm/RBW)	(dBm/RBW)	(dBm/RBW)	(dBm/RBW)
-3.78	-3.78	-9.09	-9.24	-5.13	-5.99

802.11ax HEW40-BF_Nss1,(MCS0)_4TX PSD

2437MHz

09/01/2021

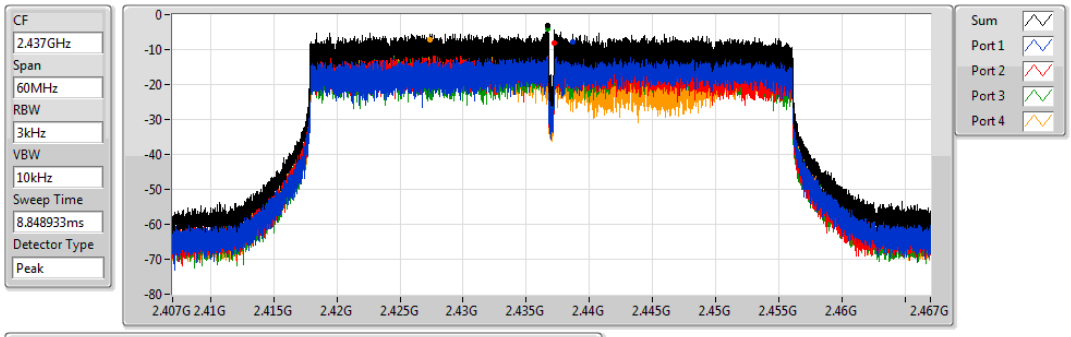

Sum	PD	Port 1	Port 2	Port 3	Port 4
(dBm/RBW)	(dBm/RBW)	(dBm/RBW)	(dBm/RBW)	(dBm/RBW)	(dBm/RBW)
-3.15	-3.15	-7.75	-8.16	-4.04	-7.26

802.11ax HEW40-BF_Nss1,(MCS0)_4TX PSD

2452MHz

09/01/2021

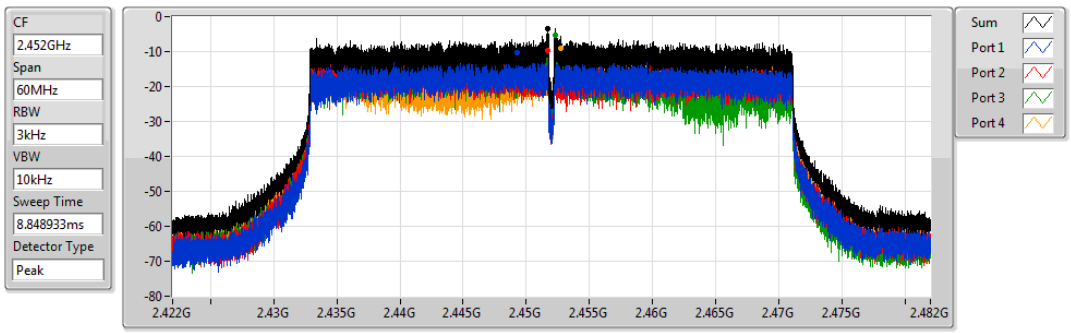

Sum	PD	Port 1	Port 2	Port 3	Port 4
(dBm/RBW)	(dBm/RBW)	(dBm/RBW)	(dBm/RBW)	(dBm/RBW)	(dBm/RBW)
-3.41	-3.41	-10.18	-9.58	-5.34	-9.18

Summary

Mode	Result	Ref (Hz)	Ref (dBm)	Limit (dBm)	Freq (Hz)	Level (dBm)	Freq (Hz)	Level (dBm)	Freq (Hz)	Level (dBm)	Freq (Hz)	Level (dBm)	Freq (Hz)	Level (dBm)	Port
2.4-2.4835GHz	-	-	-	-	-	-	-	-	-	-	-	-	-	-	-
802.11b_Nss1,(1Mbps)_4TX	Pass	2.41248G	13.98	-16.02	458.14M	-49.50	2.39984G	-38.42	2.4G	-47.63	2.48984G	-47.61	17.60523G	-42.09	1
802.11g_Nss1,(6Mbps)_4TX	Pass	2.44196G	10.53	-19.47	2.16486G	-49.21	2.39982G	-28.62	2.4G	-29.23	2.48622G	-46.49	17.63614G	-40.90	2
802.11ax HEW20-BF_Nss1,(MCS0)_4TX	Pass	2.43653G	11.72	-18.28	1.93914G	-49.29	2.4G	-28.35	2.4G	-34.03	2.4882G	-47.92	16.48703G	-41.77	3
802.11ax HEW40-BF_Nss1,(MCS0)_4TX	Pass	2.43728G	8.25	-21.75	2.02574G	-49.37	2.399G	-30.21	2.4G	-36.77	2.48446G	-47.53	17.61278G	-41.07	1

Result

Mode	Result	Ref (Hz)	Ref (dBm)	Limit (dBm)	Freq (Hz)	Level (dBm)	Freq (Hz)	Level (dBm)	Freq (Hz)	Level (dBm)	Freq (Hz)	Level (dBm)	Freq (Hz)	Level (dBm)	Port
802.11b_Nss1,(1Mbps)_4TX	-	-	-	-	-	-	-	-	-	-	-	-	-	-	-
2412MHz	Pass	2.41248G	13.98	-16.02	458.14M	-49.50	2.39984G	-38.42	2.4G	-47.63	2.48984G	-47.61	17.60523G	-42.09	1
2412MHz	Pass	2.41248G	13.98	-16.02	1.631G	-49.60	2.39994G	-39.57	2.4G	-47.38	2.48824G	-47.40	17.64457G	-41.36	2
2412MHz	Pass	2.41248G	13.98	-16.02	2.19544G	-49.51	2.39996G	-39.08	2.4G	-41.62	2.50516G	-48.19	17.61085G	-41.39	3
2412MHz	Pass	2.41248G	13.98	-16.02	1.8506G	-49.67	2.39968G	-39.00	2.4G	-40.82	2.50496G	-47.83	17.60804G	-41.03	4
2437MHz	Pass	2.41248G	13.98	-16.02	1.85206G	-49.42	2.39098G	-48.27	2.4G	-49.99	2.48636G	-46.49	17.63614G	-42.04	1
2437MHz	Pass	2.41248G	13.98	-16.02	957.63M	-49.49	2.39898G	-47.13	2.4835G	-49.29	2.49082G	-48.01	16.46174G	-42.34	2
2437MHz	Pass	2.41248G	13.98	-16.02	1.97089G	-49.45	2.3961G	-47.93	2.4835G	-50.55	2.5004G	-47.74	17.62209G	-40.98	3
2437MHz	Pass	2.41248G	13.98	-16.02	1.8873G	-49.15	2.39804G	-48.01	2.4835G	-49.74	2.50884G	-48.47	17.63333G	-42.14	4
2462MHz	Pass	2.41248G	13.98	-16.02	949.19M	-49.24	2.3944G	-47.93	2.4G	-49.97	2.48694G	-46.83	16.23136G	-42.15	1
2462MHz	Pass	2.41248G	13.98	-16.02	1.65838G	-48.52	2.39914G	-48.60	2.4G	-49.93	2.4854G	-47.33	16.47579G	-42.18	2
2462MHz	Pass	2.41248G	13.98	-16.02	2.13894G	-49.32	2.39814G	-48.39	2.4G	-49.36	2.51688G	-47.59	17.66704G	-42.48	3
2462MHz	Pass	2.41248G	13.98	-16.02	878.99M	-48.74	2.39554G	-47.83	2.4G	-49.05	2.48978G	-47.45	16.45331G	-41.47	4
802.11g_Nss1,(6Mbps)_4TX	-	-	-	-	-	-	-	-	-	-	-	-	-	-	-
2412MHz	Pass	2.44196G	10.53	-19.47	733.08M	-49.08	2.39964G	-30.34	2.4G	-31.04	2.48844G	-47.87	17.63895G	-41.41	1
2412MHz	Pass	2.44196G	10.53	-19.47	2.16486G	-49.21	2.39982G	-28.62	2.4G	-29.23	2.48622G	-46.49	17.63614G	-40.90	2
2412MHz	Pass	2.44196G	10.53	-19.47	836.76M	-49.49	2.39994G	-29.99	2.4G	-32.02	2.5216G	-47.95	16.22012G	-40.26	3
2412MHz	Pass	2.44196G	10.53	-19.47	2.18729G	-48.96	2.39996G	-30.35	2.4G	-30.43	2.49126G	-47.10	17.69514G	-41.98	4
2437MHz	Pass	2.44196G	10.53	-19.47	892.68M	-49.15	2.3998G	-47.69	2.4G	-48.56	2.51608G	-47.88	17.68671G	-41.82	1
2437MHz	Pass	2.44196G	10.53	-19.47	827.15M	-49.05	2.39536G	-46.78	2.4835G	-48.93	2.48622G	-47.15	17.61085G	-42.63	2
2437MHz	Pass	2.44196G	10.53	-19.47	1.89808G	-49.24	2.39516G	-47.73	2.4G	-49.19	2.49112G	-47.84	17.61647G	-41.83	3
2437MHz	Pass	2.44196G	10.53	-19.47	2.16049G	-49.40	2.3991G	-48.02	2.4835G	-50.50	2.51586G	-47.84	17.6249G	-42.11	4
2462MHz	Pass	2.44196G	10.53	-19.47	805.89M	-48.08	2.4G	-47.00	2.4835G	-45.71	2.48392G	-43.89	17.60804G	-42.48	1
2462MHz	Pass	2.44196G	10.53	-19.47	2.10923G	-49.08	2.39374G	-47.66	2.4835G	-44.92	2.48354G	-42.95	16.29878G	-41.17	2
2462MHz	Pass	2.44196G	10.53	-19.47	1.87856G	-49.45	2.39636G	-47.60	2.4835G	-45.12	2.48414G	-45.03	17.63333G	-41.70	3
2462MHz	Pass	2.44196G	10.53	-19.47	2.30641G	-48.96	2.3952G	-46.91	2.4835G	-44.57	2.48392G	-44.01	16.48422G	-42.25	4
802.11ax HEW20-BF_Nss1,(MCS0)_4TX	-	-	-	-	-	-	-	-	-	-	-	-	-	-	-
2412MHz	Pass	2.43653G	11.72	-18.28	1.99303G	-49.39	2.39986G	-31.33	2.4G	-31.35	2.51564G	-47.30	17.68109G	-42.53	1
2412MHz	Pass	2.43653G	11.72	-18.28	2.09846G	-48.60	2.39998G	-31.03	2.4G	-39.35	2.50114G	-47.86	17.68671G	-41.63	2
2412MHz	Pass	2.43653G	11.72	-18.28	1.93914G	-49.29	2.4G	-28.35	2.4G	-34.03	2.4882G	-47.92	16.48703G	-41.77	3
2412MHz	Pass	2.43653G	11.72	-18.28	862.1M	-47.42	2.4G	-29.69	2.4G	-35.33	2.50106G	-47.88	16.30721G	-42.19	4
2437MHz	Pass	2.43653G	11.72	-18.28	1.92982G	-49.16	2.39366G	-47.73	2.4G	-47.95	2.49726G	-47.97	16.48141G	-41.70	1
2437MHz	Pass	2.43653G	11.72	-18.28	1.84798G	-48.82	2.39548G	-47.90	2.4G	-49.70	2.48952G	-48.05	16.31564G	-42.48	2
2437MHz	Pass	2.43653G	11.72	-18.28	924.14M	-49.11	2.3996G	-46.92	2.4G	-49.77	2.49704G	-48.20	16.25945G	-42.20	3
2437MHz	Pass	2.43653G	11.72	-18.28	2.18816G	-48.66	2.39402G	-46.77	2.4G	-49.89	2.50528G	-47.50	16.48141G	-41.29	4
2462MHz	Pass	2.43653G	11.72	-18.28	1.62459G	-49.30	2.39254G	-48.25	2.4835G	-47.10	2.48408G	-44.15	17.61647G	-41.61	1
2462MHz	Pass	2.43653G	11.72	-18.28	2.14448G	-49.75	2.39996G	-47.24	2.4835G	-44.56	2.4857G	-43.20	16.22012G	-42.15	2
2462MHz	Pass	2.43653G	11.72	-18.28	2.30175G	-49.18	2.39984G	-48.35	2.4835G	-48.79	2.48418G	-45.52	16.28193G	-41.32	3
2462MHz	Pass	2.43653G	11.72	-18.28	1.90944G	-49.49	2.39228G	-46.60	2.4835G	-47.46	2.48382G	-44.71	16.20326G	-42.40	4
802.11ax HEW40-BF_Nss1,(MCS0)_4TX	-	-	-	-	-	-	-	-	-	-	-	-	-	-	-
2422MHz	Pass	2.43728G	8.25	-21.75	2.02574G	-49.37	2.399G	-30.21	2.4G	-36.77	2.48446G	-47.53	17.61278G	-41.07	1
2422MHz	Pass	2.43728G	8.25	-21.75	2.19233G	-48.91	2.39896G	-32.31	2.4G	-32.76	2.52194G	-47.75	17.68851G	-41.92	2
2422MHz	Pass	2.43728G	8.25	-21.75	2.30082G	-49.48	2.39948G	-32.03	2.4G	-31.75	2.50422G	-47.48	16.23574G	-41.90	3
2422MHz	Pass	2.43728G	8.25	-21.75	931.69M	-49.11	2.39984G	-34.50	2.4G	-39.03	2.48878G	-47.95	17.63241G	-41.95	4
2437MHz	Pass	2.43728G	8.25	-21.75	1.90494G	-48.87	2.39792G	-44.94	2.4G	-46.93	2.48866G	-47.31	17.61559G	-41.18	1
2437MHz	Pass	2.43728G	8.25	-21.75	879.59M	-49.03	2.39924G	-43.89	2.4G	-46.49	2.54446G	-47.83	17.64083G	-41.82	2
2437MHz	Pass	2.43728G	8.25	-21.75	845.81M	-49.49	2.39824G	-44.70	2.4G	-48.18	2.48394G	-47.27	16.46011G	-42.08	3
2437MHz	Pass	2.43728G	8.25	-21.75	929.4M	-49.15	2.3958G	-45.60	2.4835G	-47.19	2.48394G	-46.69	16.49937G	-41.73	4

Mode	Result	Ref (Hz)	Ref (dBm)	Limit (dBm)	Freq (Hz)	Level (dBm)	Freq (Hz)	Level (dBm)	Freq (Hz)	Level (dBm)	Freq (Hz)	Level (dBm)	Freq (Hz)	Level (dBm)	Port
2452MHz	Pass	2.43728G	8.25	-21.75	654.03M	-49.21	2.3926G	-47.58	2.4835G	-45.73	2.48418G	-44.57	17.67729G	-42.36	1
2452MHz	Pass	2.43728G	8.25	-21.75	822.05M	-49.37	2.39856G	-46.32	2.4835G	-46.00	2.48626G	-45.80	16.47413G	-41.99	2
2452MHz	Pass	2.43728G	8.25	-21.75	1.93385G	-48.50	2.39848G	-46.89	2.4G	-48.20	2.48694G	-45.20	17.6857G	-41.96	3
2452MHz	Pass	2.43728G	8.25	-21.75	1.65275G	-48.61	2.39404G	-47.81	2.4835G	-46.91	2.48946G	-43.03	17.63241G	-41.87	4

802.11b_Nss1,(1Mbps)_4TX **CSE NdB**

2412MHz

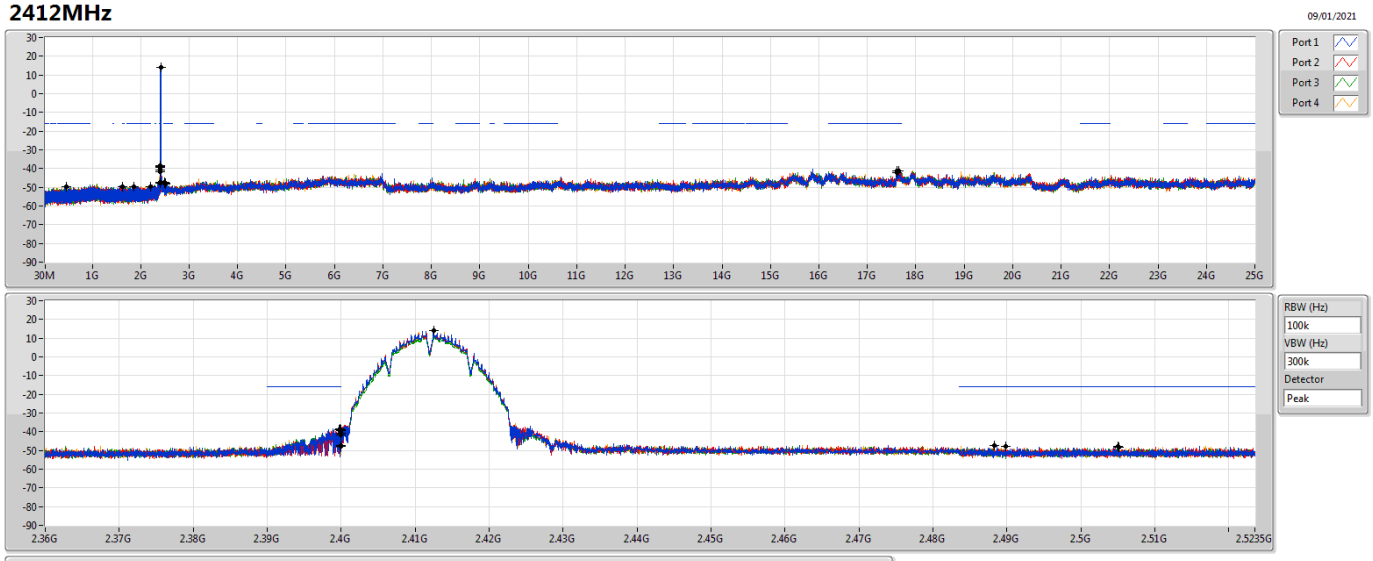

Ref(Hz)	Ref(dBm)	Limit(dBm)	Freq(Hz)	Level(dBm)	Freq(Hz)	Level(dBm)	Freq(Hz)	Level(dBm)	Freq(Hz)	Level(dBm)	Freq(Hz)	Level(dBm)	Port
2.41248G	13.98	-16.02	458.14M	-49.50	2.39984G	-38.42	2.4G	-47.63	2.48984G	-47.61	17.60523G	-42.09	1
2.41248G	13.98	-16.02	1.631G	-49.60	2.39994G	-39.57	2.4G	-47.38	2.48824G	-47.40	17.64457G	-41.36	2
2.41248G	13.98	-16.02	2.19544G	-49.51	2.39996G	-39.08	2.4G	-41.62	2.50516G	-48.19	17.61085G	-41.39	3
2.41248G	13.98	-16.02	1.8506G	-49.67	2.39968G	-39.00	2.4G	-40.82	2.50496G	-47.83	17.60804G	-41.03	4

802.11b_Nss1,(1Mbps)_4TX **CSE NdB**

2437MHz

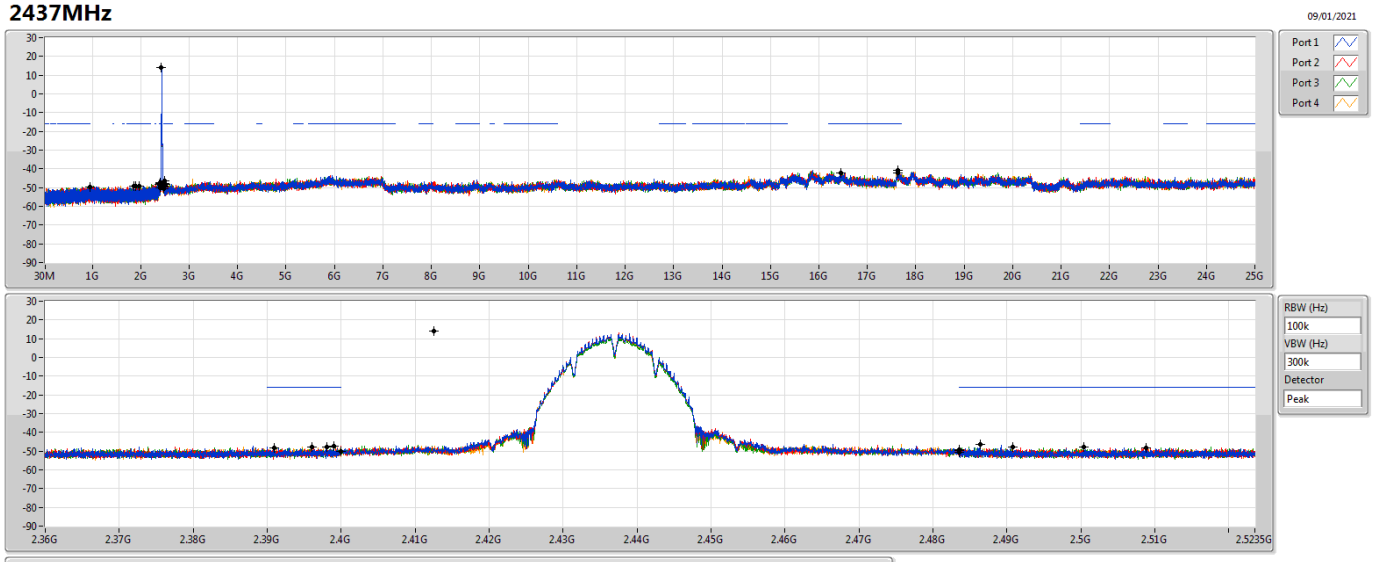

Ref(Hz)	Ref(dBm)	Limit(dBm)	Freq(Hz)	Level(dBm)	Freq(Hz)	Level(dBm)	Freq(Hz)	Level(dBm)	Freq(Hz)	Level(dBm)	Freq(Hz)	Level(dBm)	Port
2.41248G	13.98	-16.02	1.85206G	-49.42	2.39098G	-48.27	2.4G	-49.99	2.48636G	-46.49	17.63614G	-42.04	1
2.41248G	13.98	-16.02	957.63M	-49.49	2.39898G	-47.13	2.4835G	-49.29	2.49082G	-48.01	16.46174G	-42.34	2
2.41248G	13.98	-16.02	1.97089G	-49.45	2.3961G	-47.93	2.4835G	-50.55	2.5004G	-47.74	17.62209G	-40.98	3
2.41248G	13.98	-16.02	1.8873G	-49.15	2.39804G	-48.01	2.4835G	-49.74	2.50884G	-48.47	17.63333G	-42.14	4

802.11b_Nss1,(1Mbps)_4TX **CSE NdB**

2462MHz

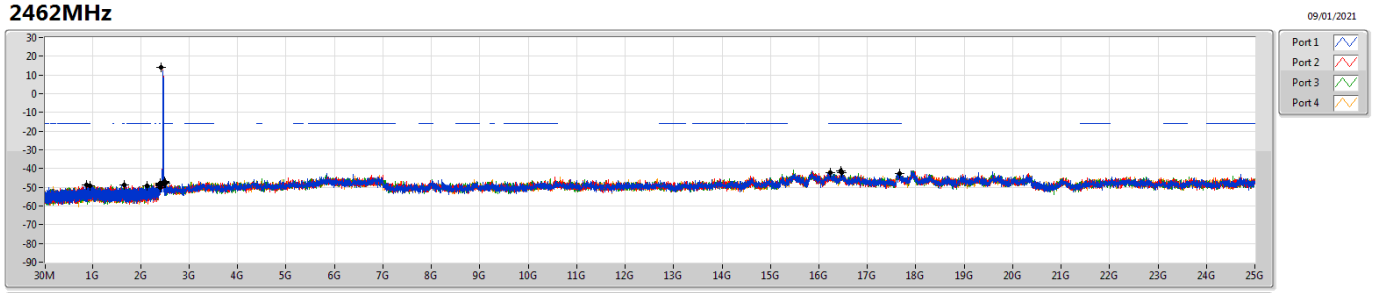

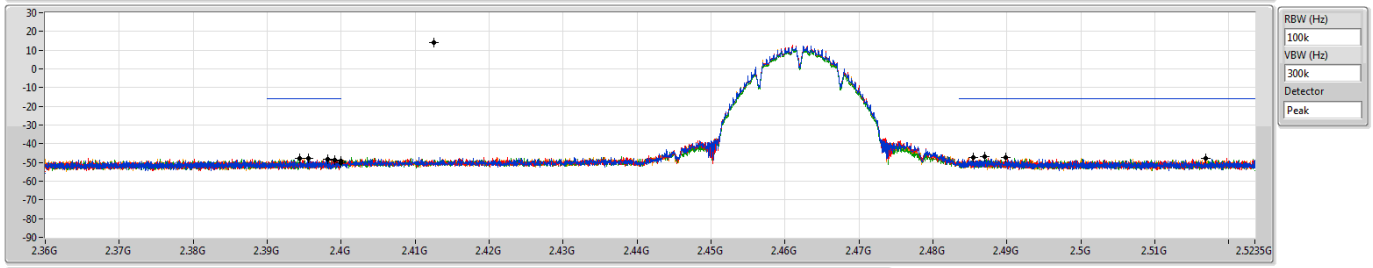

Ref(Hz)	Ref(dBm)	Limit(dBm)	Freq(Hz)	Level(dBm)	Freq(Hz)	Level(dBm)	Freq(Hz)	Level(dBm)	Freq(Hz)	Level(dBm)	Freq(Hz)	Level(dBm)	Port
2.41248G	13.98	-16.02	949.19M	-49.24	2.3944G	-47.93	2.4G	-49.97	2.48694G	-46.83	16.23136G	-42.15	1
2.41248G	13.98	-16.02	1.65838G	-48.52	2.39914G	-48.60	2.4G	-49.93	2.4854G	-47.33	16.47579G	-42.18	2
2.41248G	13.98	-16.02	2.13894G	-49.32	2.39814G	-48.39	2.4G	-49.36	2.51688G	-47.59	17.66704G	-42.48	3
2.41248G	13.98	-16.02	878.99M	-48.74	2.39554G	-47.83	2.4G	-49.05	2.48978G	-47.45	16.45331G	-41.47	4

802.11g_Nss1,(6Mbps)_4TX **CSE NdB**

2412MHz

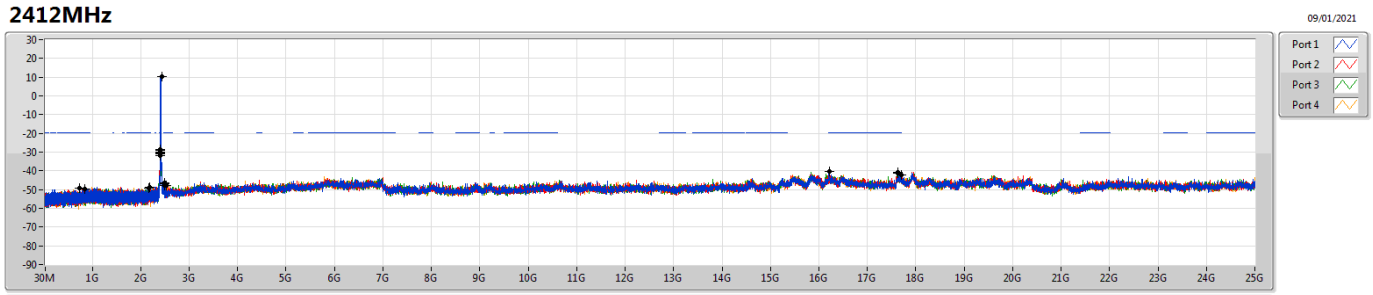

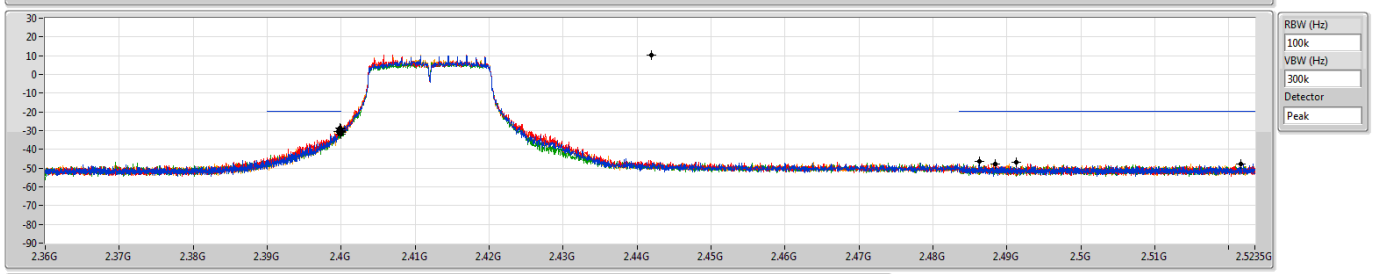

Ref(Hz)	Ref(dBm)	Limit(dBm)	Freq(Hz)	Level(dBm)	Freq(Hz)	Level(dBm)	Freq(Hz)	Level(dBm)	Freq(Hz)	Level(dBm)	Freq(Hz)	Level(dBm)	Port
2.44196G	10.53	-19.47	733.08M	-49.08	2.39964G	-30.34	2.4G	-31.04	2.48844G	-47.87	17.63895G	-41.41	1
2.44196G	10.53	-19.47	2.16486G	-49.21	2.39982G	-28.62	2.4G	-29.23	2.48622G	-46.49	17.63614G	-40.90	2
2.44196G	10.53	-19.47	836.76M	-49.49	2.39994G	-29.99	2.4G	-32.02	2.5216G	-47.95	16.22012G	-40.26	3
2.44196G	10.53	-19.47	2.18729G	-48.96	2.39996G	-30.35	2.4G	-30.43	2.49126G	-47.10	17.69514G	-41.98	4

802.11g_Nss1,(6Mbps)_4TX **CSE NdB**

2437MHz

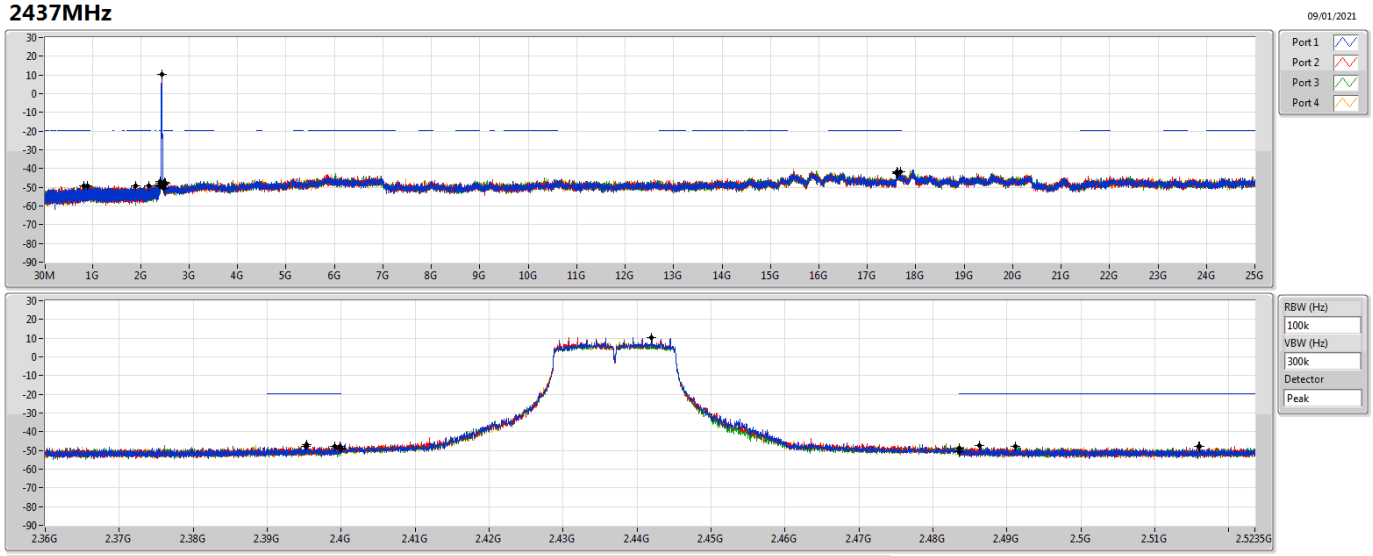

Ref(Hz)	Ref(dBm)	Limit(dBm)	Freq(Hz)	Level(dBm)	Freq(Hz)	Level(dBm)	Freq(Hz)	Level(dBm)	Freq(Hz)	Level(dBm)	Freq(Hz)	Level(dBm)	Port
2.44196G	10.53	-19.47	892.68M	-49.15	2.3998G	-47.69	2.4G	-48.56	2.51608G	-47.88	17.68671G	-41.82	1
2.44196G	10.53	-19.47	827.15M	-49.05	2.39536G	-46.78	2.4835G	-48.93	2.48622G	-47.15	17.61085G	-42.63	2
2.44196G	10.53	-19.47	1.89808G	-49.24	2.39516G	-47.73	2.4G	-49.19	2.49112G	-47.84	17.61647G	-41.83	3
2.44196G	10.53	-19.47	2.16049G	-49.40	2.3991G	-48.02	2.4835G	-50.50	2.51586G	-47.84	17.6249G	-42.11	4

802.11g_Nss1,(6Mbps)_4TX **CSE NdB**

2462MHz

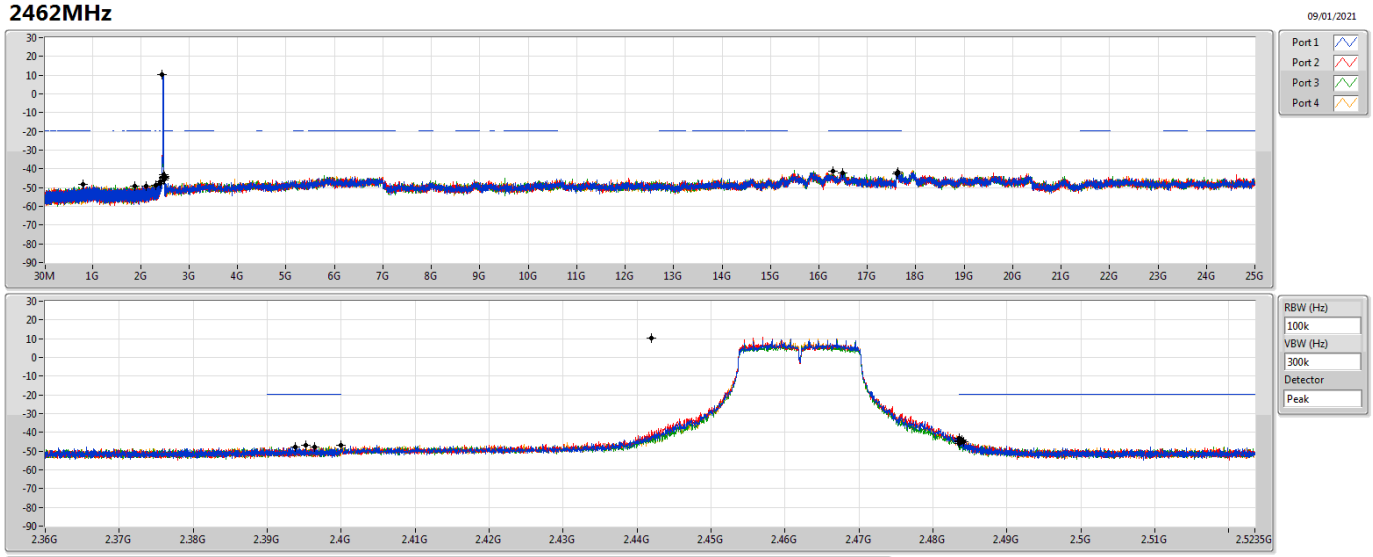

Ref(Hz)	Ref(dBm)	Limit(dBm)	Freq(Hz)	Level(dBm)	Freq(Hz)	Level(dBm)	Freq(Hz)	Level(dBm)	Freq(Hz)	Level(dBm)	Freq(Hz)	Level(dBm)	Port
2.44196G	10.53	-19.47	805.89M	-48.08	2.4G	-47.00	2.4835G	-45.71	2.48392G	-43.89	17.60804G	-42.48	1
2.44196G	10.53	-19.47	2.10923G	-49.08	2.39374G	-47.66	2.4835G	-44.92	2.48354G	-42.95	16.29878G	-41.17	2
2.44196G	10.53	-19.47	1.87856G	-49.45	2.39636G	-47.60	2.4835G	-45.12	2.48414G	-45.03	17.63333G	-41.70	3
2.44196G	10.53	-19.47	2.30641G	-48.96	2.3952G	-46.91	2.4835G	-44.57	2.48392G	-44.01	16.48422G	-42.25	4

802.11ax HEW20-BF_Nss1,(MCS0)_4TX **CSE NdB**

2412MHz

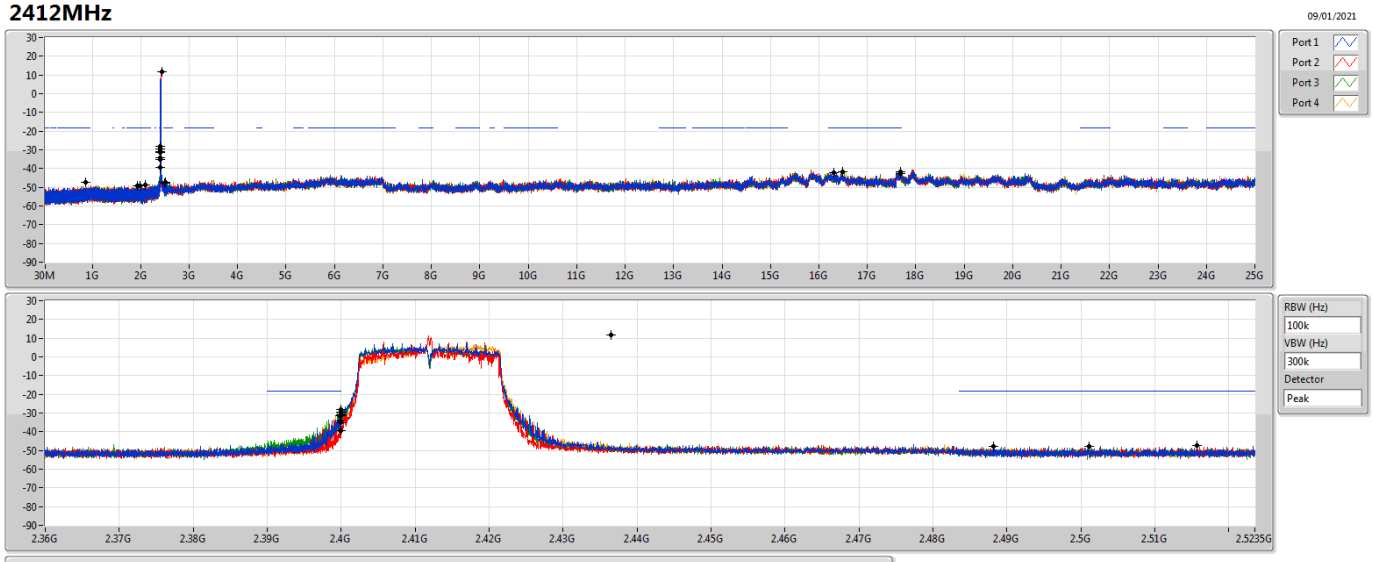

Ref(Hz)	Ref(dBm)	Limit(dBm)	Freq(Hz)	Level(dBm)	Freq(Hz)	Level(dBm)	Freq(Hz)	Level(dBm)	Freq(Hz)	Level(dBm)	Freq(Hz)	Level(dBm)	Port
2.43653G	11.72	-18.28	1.99303G	-49.39	2.39986G	-31.33	2.4G	-31.35	2.51564G	-47.30	17.68109G	-42.53	1
2.43653G	11.72	-18.28	2.09846G	-48.60	2.39998G	-31.03	2.4G	-39.35	2.50114G	-47.86	17.68671G	-41.63	2
2.43653G	11.72	-18.28	1.93914G	-49.29	2.4G	-28.35	2.4G	-34.03	2.4882G	-47.92	16.48703G	-41.77	3
2.43653G	11.72	-18.28	862.1M	-47.42	2.4G	-29.69	2.4G	-35.33	2.50106G	-47.88	16.30721G	-42.19	4

802.11ax HEW20-BF_Nss1,(MCS0)_4TX **CSE NdB**

2437MHz

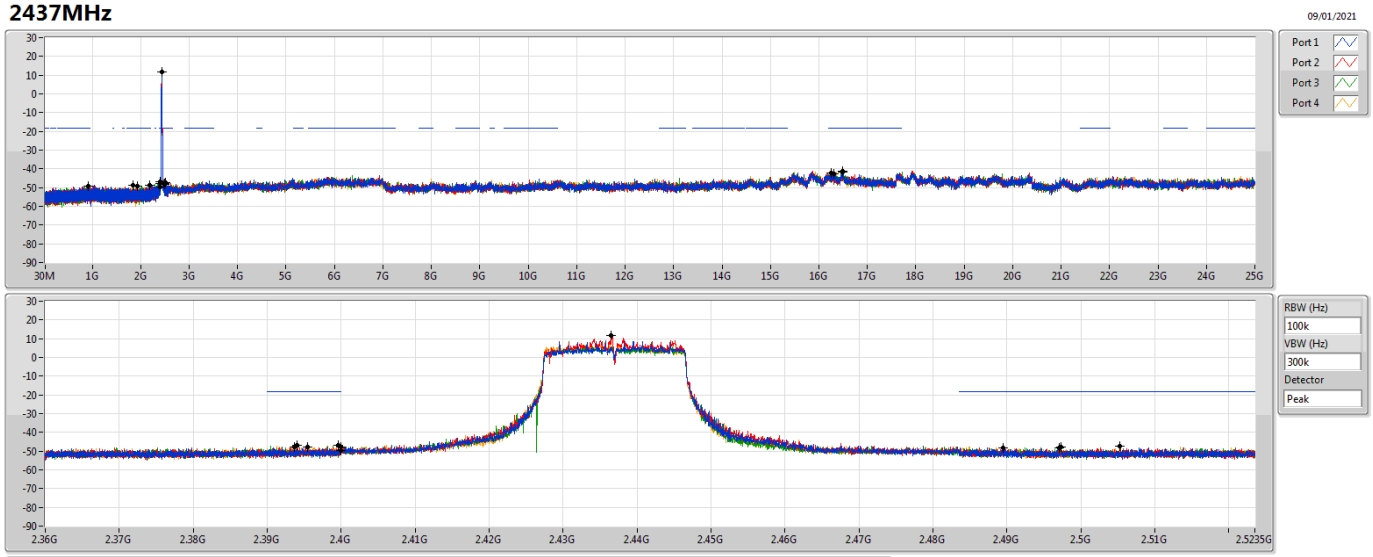

Ref(Hz)	Ref(dBm)	Limit(dBm)	Freq(Hz)	Level(dBm)	Freq(Hz)	Level(dBm)	Freq(Hz)	Level(dBm)	Freq(Hz)	Level(dBm)	Freq(Hz)	Level(dBm)	Port
2.43653G	11.72	-18.28	1.92982G	-49.16	2.39366G	-47.73	2.4G	-47.95	2.49726G	-47.97	16.48141G	-41.70	1
2.43653G	11.72	-18.28	1.84798G	-48.82	2.39548G	-47.90	2.4G	-49.70	2.48952G	-48.05	16.31564G	-42.48	2
2.43653G	11.72	-18.28	924.14M	-49.11	2.3996G	-46.92	2.4G	-49.77	2.49704G	-48.20	16.25945G	-42.20	3
2.43653G	11.72	-18.28	2.18816G	-48.66	2.39402G	-46.77	2.4G	-49.89	2.50528G	-47.50	16.48141G	-41.29	4

802.11ax HEW20-BF_Nss1,(MCS0)_4TX **CSE NdB**

2462MHz

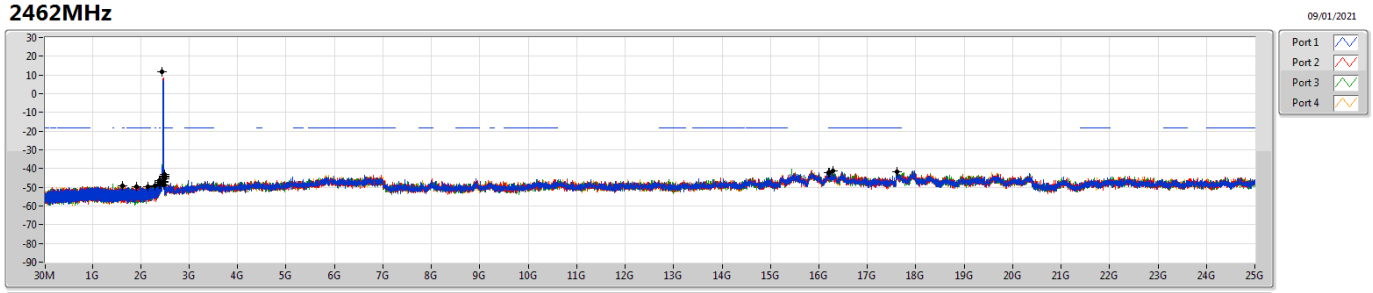

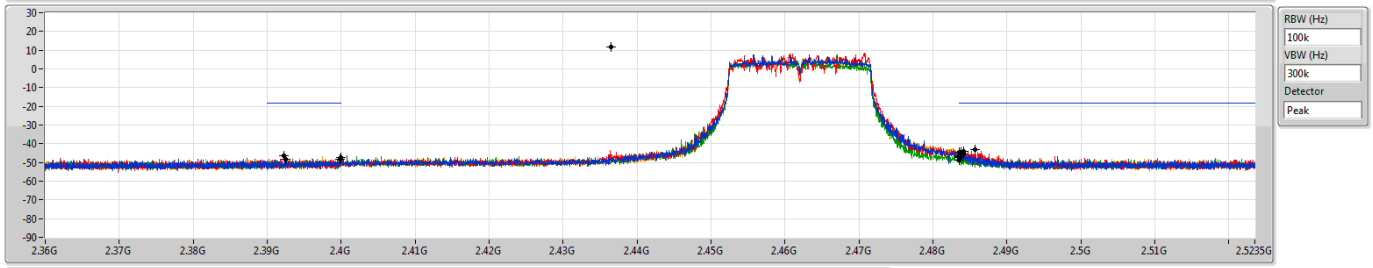

Ref(Hz)	Ref(dBm)	Limit(dBm)	Freq(Hz)	Level(dBm)	Freq(Hz)	Level(dBm)	Freq(Hz)	Level(dBm)	Freq(Hz)	Level(dBm)	Freq(Hz)	Level(dBm)	Port
2.43653G	11.72	-18.28	1.62459G	-49.30	2.39254G	-48.25	2.4835G	-47.10	2.48408G	-44.15	17.61647G	-41.61	1
2.43653G	11.72	-18.28	2.14448G	-49.75	2.39996G	-47.24	2.4835G	-44.56	2.4857G	-43.20	16.22012G	-42.15	2
2.43653G	11.72	-18.28	2.30175G	-49.18	2.39984G	-48.35	2.4835G	-48.79	2.48418G	-45.52	16.28193G	-41.32	3
2.43653G	11.72	-18.28	1.90944G	-49.49	2.39228G	-46.60	2.4835G	-47.46	2.48382G	-44.71	16.20326G	-42.40	4

802.11ax HEW40-BF_Nss1,(MCS0)_4TX **CSE NdB**

2422MHz

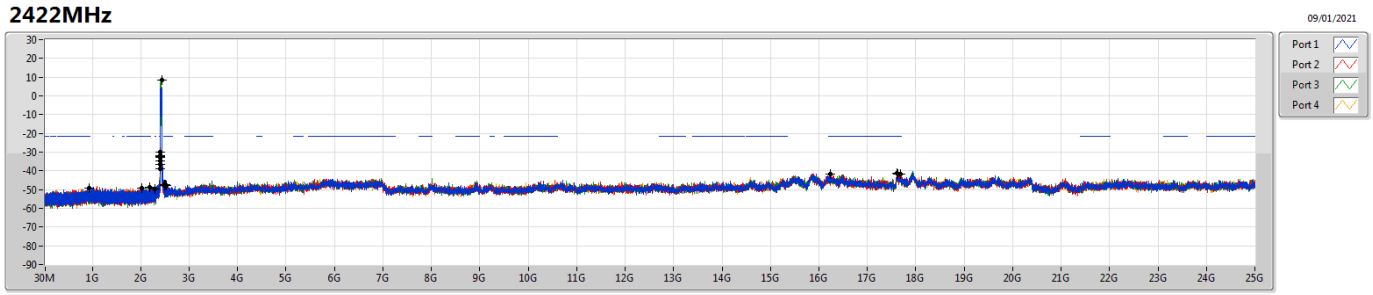

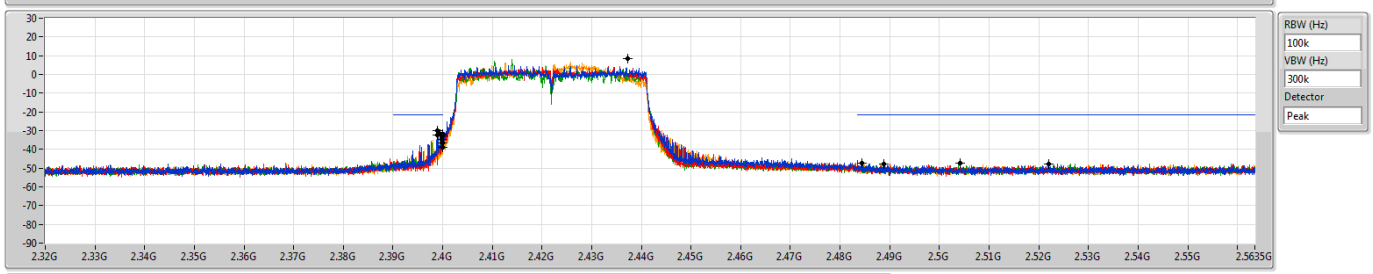

Ref(Hz)	Ref(dBm)	Limit(dBm)	Freq(Hz)	Level(dBm)	Freq(Hz)	Level(dBm)	Freq(Hz)	Level(dBm)	Freq(Hz)	Level(dBm)	Freq(Hz)	Level(dBm)	Port
2.43728G	8.25	-21.75	2.02574G	-49.37	2.399G	-30.21	2.4G	-36.77	2.48446G	-47.53	17.61278G	-41.07	1
2.43728G	8.25	-21.75	2.19233G	-48.91	2.39896G	-32.31	2.4G	-32.76	2.52194G	-47.75	17.68851G	-41.92	2
2.43728G	8.25	-21.75	2.30082G	-49.48	2.39948G	-32.03	2.4G	-31.75	2.50422G	-47.48	16.23574G	-41.90	3
2.43728G	8.25	-21.75	931.69M	-49.11	2.39984G	-34.50	2.4G	-39.03	2.48878G	-47.95	17.63241G	-41.95	4

802.11ax HEW40-BF_Nss1,(MCS0)_4TX **CSE NdB**

2437MHz

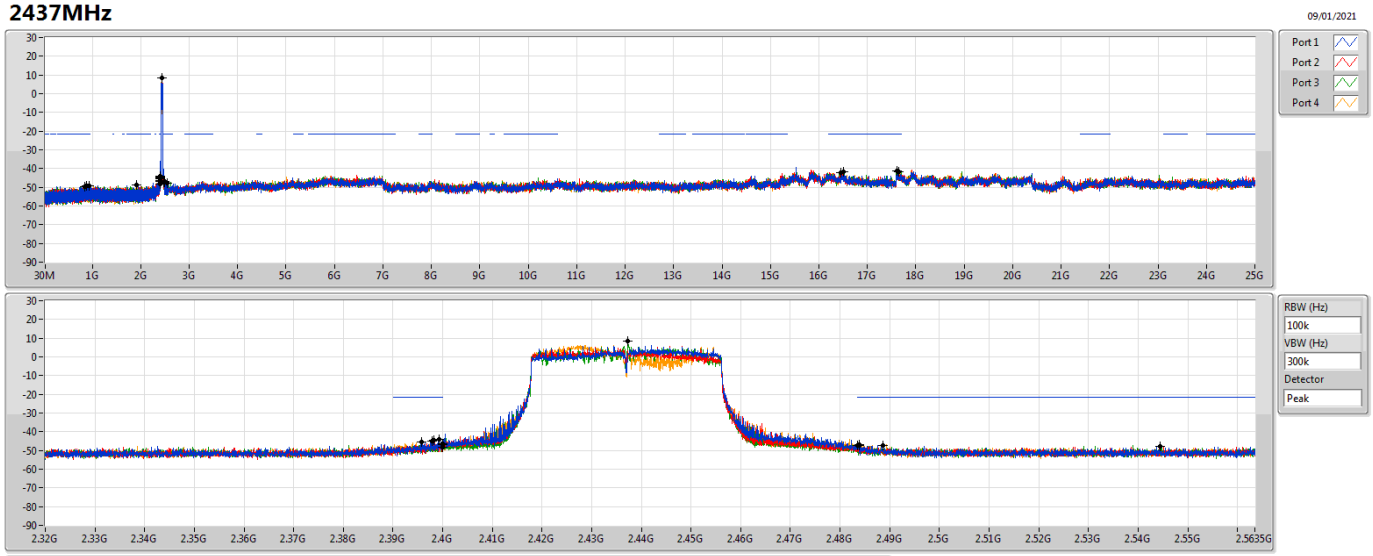

Ref(Hz)	Ref(dBm)	Limit(dBm)	Freq(Hz)	Level(dBm)	Freq(Hz)	Level(dBm)	Freq(Hz)	Level(dBm)	Freq(Hz)	Level(dBm)	Freq(Hz)	Level(dBm)	Port
2.43728G	8.25	-21.75	1.90494G	-48.87	2.39792G	-44.94	2.4G	-46.93	2.48866G	-47.31	17.61559G	-41.18	1
2.43728G	8.25	-21.75	879.59M	-49.03	2.39924G	-43.89	2.4G	-46.49	2.54446G	-47.83	17.64083G	-41.82	2
2.43728G	8.25	-21.75	845.81M	-49.49	2.39824G	-44.70	2.4G	-48.18	2.48394G	-47.27	16.46011G	-42.08	3
2.43728G	8.25	-21.75	929.4M	-49.15	2.3958G	-45.60	2.4835G	-47.19	2.48394G	-46.69	16.49937G	-41.73	4

802.11ax HEW40-BF_Nss1,(MCS0)_4TX **CSE NdB**

2452MHz

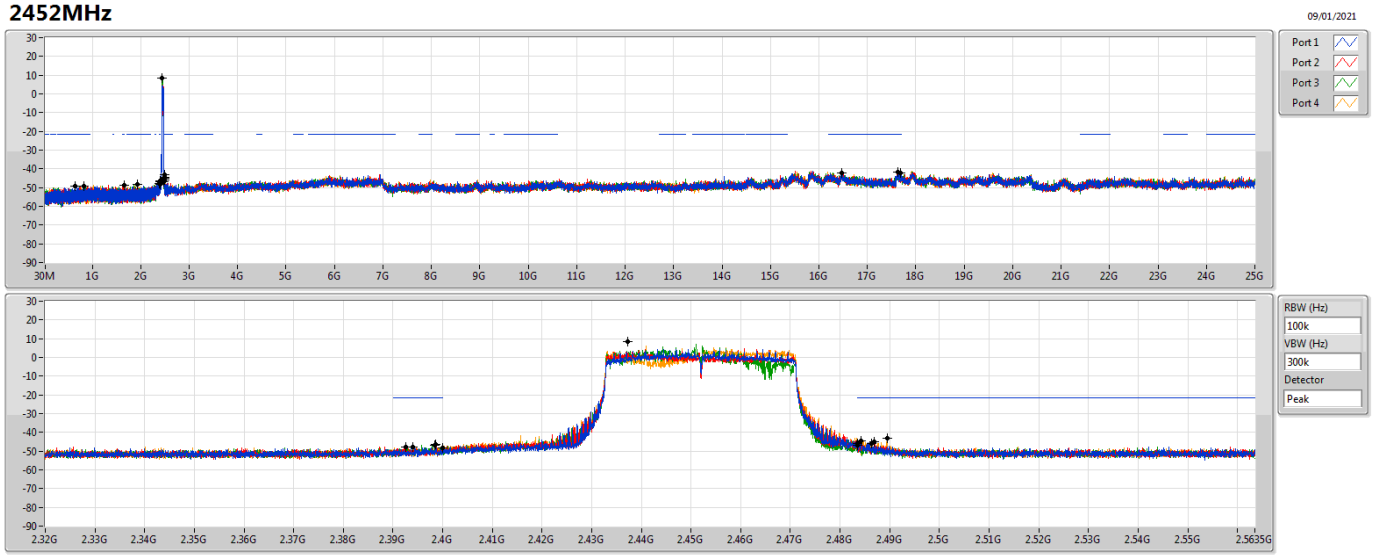

Ref(Hz)	Ref(dBm)	Limit(dBm)	Freq(Hz)	Level(dBm)	Freq(Hz)	Level(dBm)	Freq(Hz)	Level(dBm)	Freq(Hz)	Level(dBm)	Freq(Hz)	Level(dBm)	Port
2.43728G	8.25	-21.75	654.03M	-49.21	2.3926G	-47.58	2.4835G	-45.73	2.48418G	-44.57	17.67729G	-42.36	1
2.43728G	8.25	-21.75	822.05M	-49.37	2.39856G	-46.32	2.4835G	-46.00	2.48626G	-45.80	16.47413G	-41.99	2
2.43728G	8.25	-21.75	1.93385G	-48.50	2.39848G	-46.89	2.4G	-48.20	2.48694G	-45.20	17.6857G	-41.96	3
2.43728G	8.25	-21.75	1.65275G	-48.61	2.39404G	-47.81	2.4835G	-46.91	2.48946G	-43.03	17.63241G	-41.87	4

Summary

Mode	Result	Type	Freq (Hz)	Level (dBuV/m)	Limit (dBuV/m)	Margin (dB)	Condition
Mode 2	Pass	PK	80.44M	36.39	40.00	-3.61	Vertical

Mode 2

16/01/2021

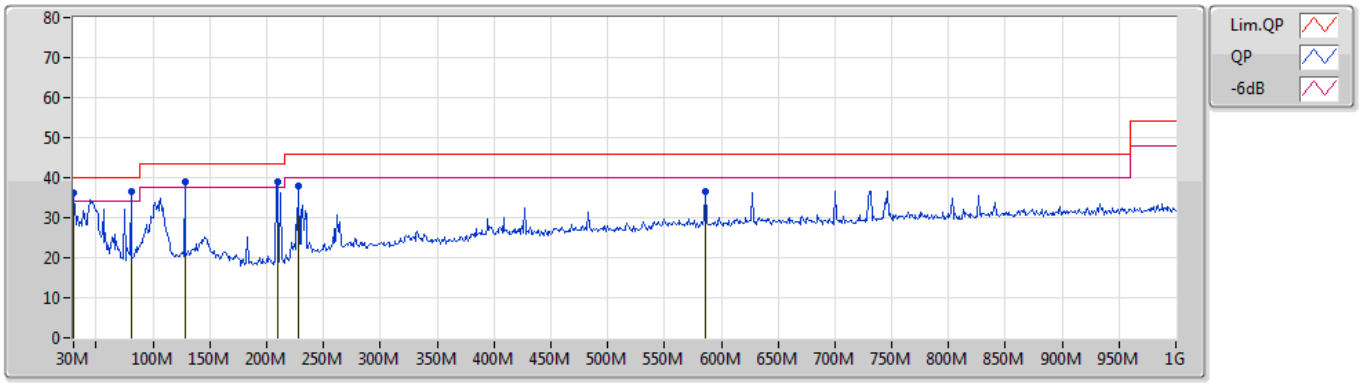

Type	Freq	Level	Limit	Margin	Factor	Dist	Condition	Azimuth	Height	Comment	Raw	AF	CL	PA
	(Hz)	(dBuV/m)	(dBuV/m)	(dB)	(dB)	(m)		(°)	(m)		(dBuV/m)	(dB/m)	(dB)	(dB)
PK	30M	36.35	40.00	-3.65	-3.72	3	Vertical	356	2.00	-	40.07	24.57	0.20	28.49
PK	80.44M	36.39	40.00	-3.61	-14.73	3	Vertical	221	1.50	"Worst"	51.12	13.14	0.61	28.48
PK	127.97M	38.92	43.50	-4.58	-9.53	3	Vertical	224	1.00	-	48.45	17.82	0.98	28.33
PK	209.45M	38.83	43.50	-4.67	-11.49	3	Vertical	347	1.00	-	50.32	15.12	1.34	27.95
PK	227.88M	37.87	46.00	-8.13	-10.56	3	Vertical	224	1.50	-	48.43	15.91	1.41	27.88
PK	585.81M	36.44	46.00	-9.56	-1.66	3	Vertical	218	1.00	-	38.10	25.01	2.67	29.34

Mode 2

16/01/2021

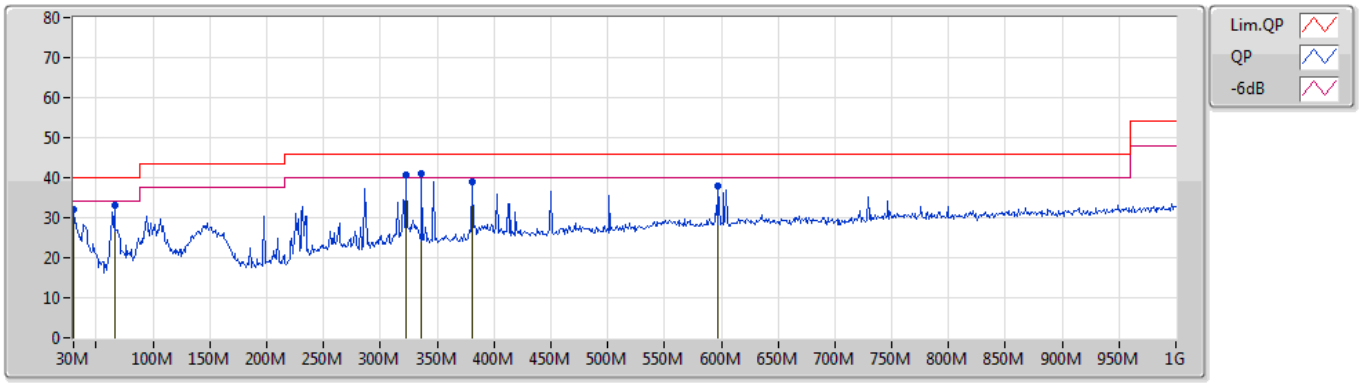

Type	Freq	Level	Limit	Margin	Factor	Dist	Condition	Azimuth	Height	Comment	Raw	AF	CL	PA
	(Hz)	(dBuV/m)	(dBuV/m)	(dB)	(dB)	(m)		(°)	(m)		(dBuV/m)	(dB/m)	(dB)	(dB)
PK	30M	32.03	40.00	-7.97	-3.72	3	Horizontal	190	2.00	-	35.75	24.57	0.20	28.49
PK	65.89M	33.14	40.00	-6.86	-15.54	3	Horizontal	245	1.50	-	48.68	12.42	0.52	28.48
PK	322.94M	40.84	46.00	-5.16	-6.59	3	Horizontal	346	3.00	-	47.43	19.51	1.85	27.95
PK	336.52M	41.05	46.00	-4.95	-6.46	3	Horizontal	344	3.00	"Worst"	47.51	19.71	1.87	28.04
PK	381.14M	38.80	46.00	-7.20	-5.42	3	Horizontal	242	1.50	-	44.22	20.99	2.02	28.43
PK	597.45M	37.96	46.00	-8.04	-1.76	3	Horizontal	222	1.25	-	39.72	24.87	2.69	29.32

Summary

Mode	Result	Type	Freq (Hz)	Level (dBuV/m)	Limit (dBuV/m)	Margin (dB)	Dist (m)	Condition	Azimuth (°)	Height (m)	Comments
2.4-2.4835GHz	-	-	-	-	-	-	-	-	-	-	-
802.11g_Nss1,(6Mbps)_4TX	Pass	AV	2.3898G	52.97	54.00	-1.03	3	Horizontal	173	2.14	-

802.11b_Nss1,(1Mbps)_4TX

2412MHz_TX

28/12/2020

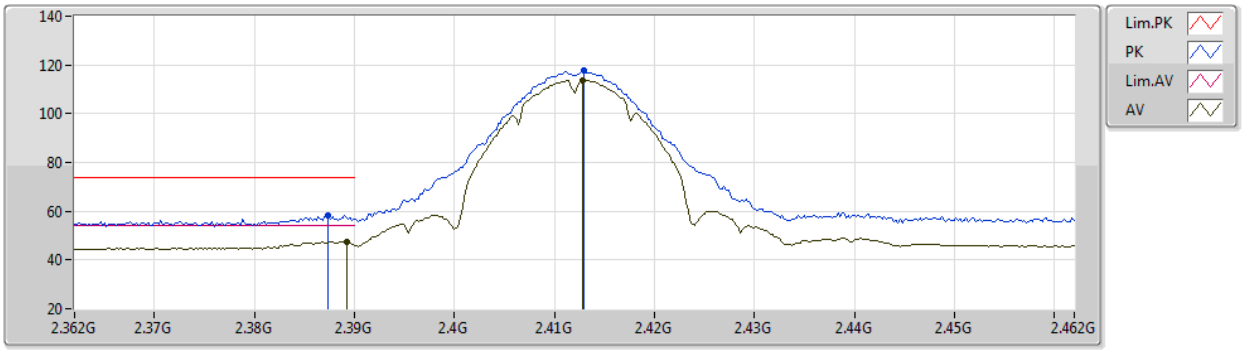

EUT Y_4TX
Setting 22
03-F-C-5

Type	Freq	Level	Limit	Margin	Raw	Dist	Condition	Azimuth	Height	Comment	AF	CL	PA
	(Hz)	(dBuV/m)	(dBuV/m)	(dB)	(dBuV)	(m)		(°)	(m)		(dB)	(dB)	(dB)
PK	2.3874G	58.22	74.00	-15.78	26.63	3	Vertical	303	2.30	-	28.10	3.49	-
AV	2.3892G	47.55	54.00	-6.45	15.96	3	Vertical	303	2.30	-	28.10	3.49	-
PK	2.413G	117.51	Inf	-Inf	85.87	3	Vertical	303	2.30	-	28.13	3.51	-
AV	2.4128G	113.83	Inf	-Inf	82.19	3	Vertical	303	2.30	-	28.13	3.51	-

802.11b_Nss1,(1Mbps)_4TX

2412MHz_TX

28/12/2020

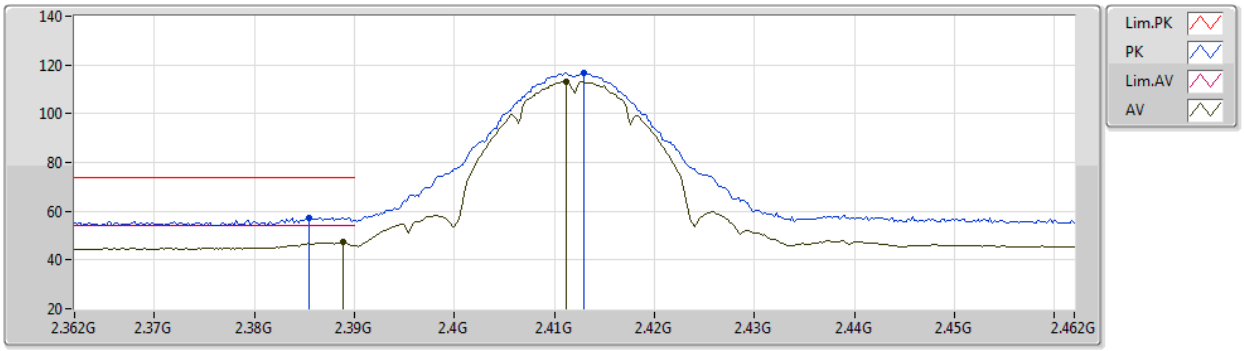

EUT Y_4TX
Setting 22
03-F-C-5

Type	Freq	Level	Limit	Margin	Raw	Dist	Condition	Azimuth	Height	Comment	AF	CL	PA
	(Hz)	(dBuV/m)	(dBuV/m)	(dB)	(dBuV)	(m)		(°)	(m)		(dB)	(dB)	(dB)
PK	2.3854G	57.49	74.00	-16.51	25.90	3	Horizontal	202	1.71	-	28.10	3.49	-
AV	2.3888G	47.29	54.00	-6.71	15.70	3	Horizontal	202	1.71	-	28.10	3.49	-
PK	2.413G	116.94	Inf	-Inf	85.30	3	Horizontal	202	1.71	-	28.13	3.51	-
AV	2.4112G	113.27	Inf	-Inf	81.64	3	Horizontal	202	1.71	-	28.12	3.51	-

802.11b_Nss1,(1Mbps)_4TX

2412MHz_TX

28/12/2020

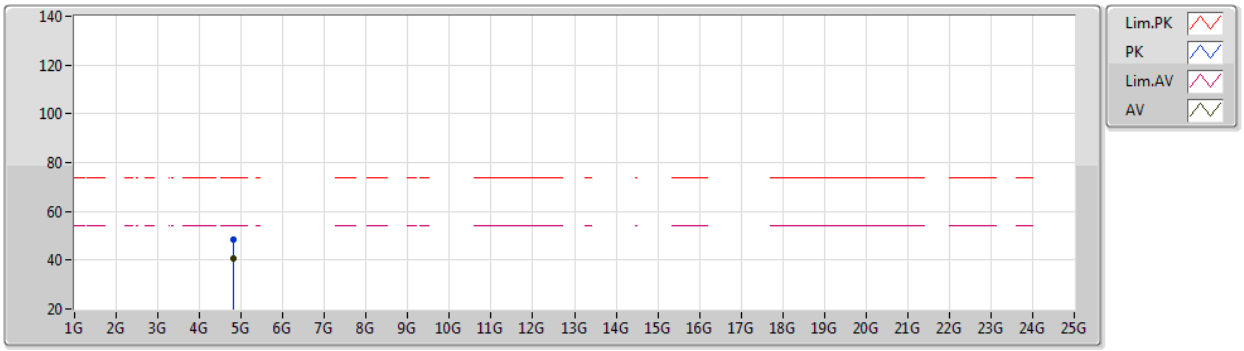

EUT Y_4TX
Setting 22
03-F-C-5

Type	Freq	Level	Limit	Margin	Raw	Dist	Condition	Azimuth	Height	Comment	AF	CL	PA
	(Hz)	(dBuV/m)	(dBuV/m)	(dB)	(dBuV)	(m)		(°)	(m)		(dB)	(dB)	(dB)
PK	4.82399G	48.54	74.00	-25.46	44.30	3	Vertical	253	1.66	-	33.30	6.24	35.30
AV	4.82399G	40.47	54.00	-13.53	36.23	3	Vertical	253	1.66	-	33.30	6.24	35.30

802.11b_Nss1,(1Mbps)_4TX

2412MHz_TX

28/12/2020

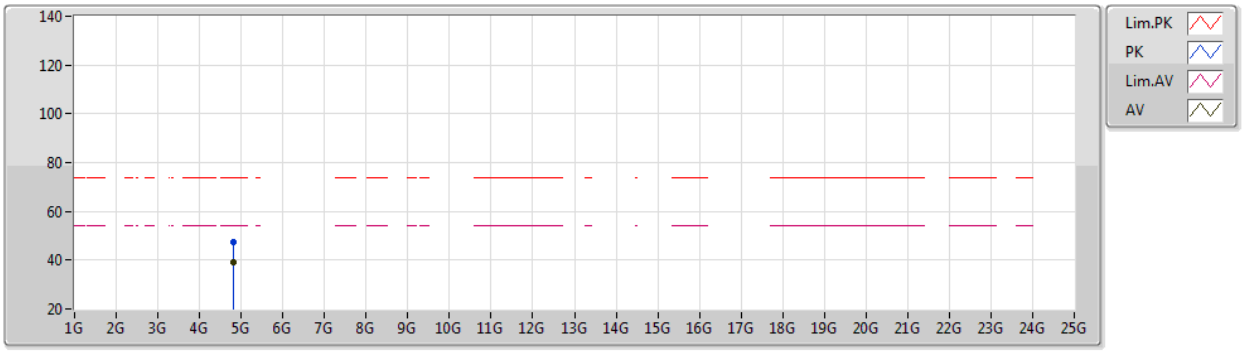

EUT Y_4TX
Setting 22
03-F-C-5

Type	Freq	Level	Limit	Margin	Raw	Dist	Condition	Azimuth	Height	Comment	AF	CL	PA
	(Hz)	(dBuV/m)	(dBuV/m)	(dB)	(dBuV)	(m)		(°)	(m)		(dB)	(dB)	(dB)
PK	4.82382G	47.58	74.00	-26.42	43.34	3	Horizontal	199	1.75	-	33.30	6.24	35.30
AV	4.82394G	39.19	54.00	-14.81	34.95	3	Horizontal	199	1.75	-	33.30	6.24	35.30

802.11b_Nss1,(1Mbps)_4TX

2437MHz_TX

28/12/2020

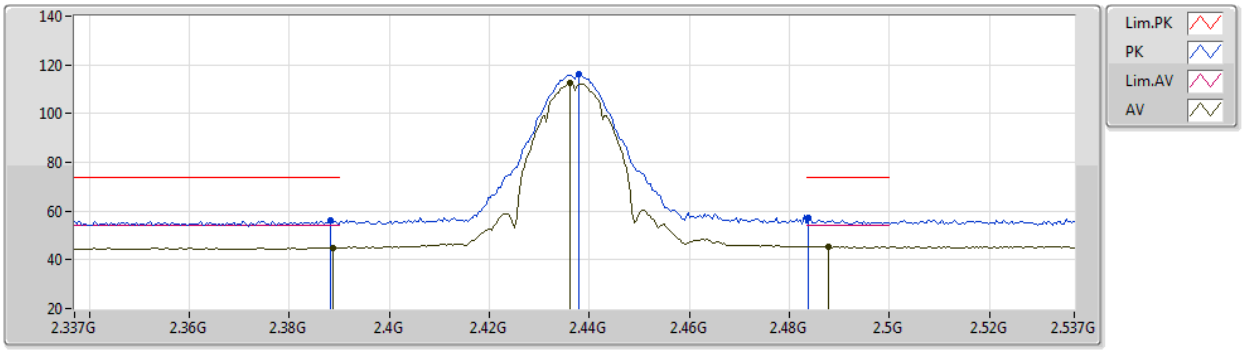

EUT Y_4TX
Setting 22
03-F-C-5

Type	Freq	Level	Limit	Margin	Raw	Dist	Condition	Azimuth	Height	Comment	AF	CL	PA
	(Hz)	(dBuV/m)	(dBuV/m)	(dB)	(dBuV)	(m)		(°)	(m)		(dB)	(dB)	(dB)
PK	2.3882G	56.21	74.00	-17.79	24.62	3	Vertical	217	2.78	-	28.10	3.49	-
AV	2.3886G	44.96	54.00	-9.04	13.37	3	Vertical	217	2.78	-	28.10	3.49	-
PK	2.4378G	116.10	Inf	-Inf	84.38	3	Vertical	217	2.78	-	28.18	3.54	-
AV	2.4362G	112.38	Inf	-Inf	80.67	3	Vertical	217	2.78	-	28.17	3.54	-
PK	2.4838G	57.04	74.00	-16.96	25.06	3	Vertical	217	2.78	-	28.40	3.58	-
AV	2.4878G	45.53	54.00	-8.47	13.51	3	Vertical	217	2.78	-	28.43	3.59	-

802.11b_Nss1,(1Mbps)_4TX

2437MHz_TX

28/12/2020

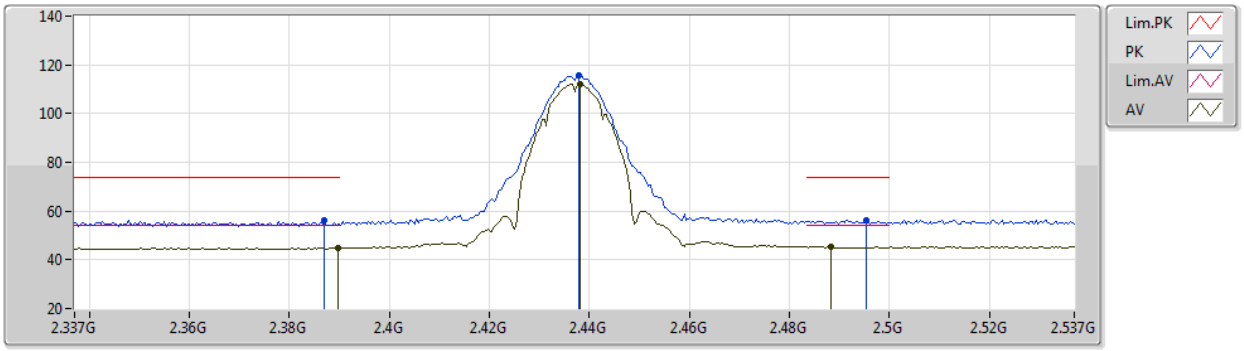

EUT Y_4TX
Setting 22
03-F-C-5

Type	Freq	Level	Limit	Margin	Raw	Dist	Condition	Azimuth	Height	Comment	AF	CL	PA
	(Hz)	(dBuV/m)	(dBuV/m)	(dB)	(dBuV)	(m)		(°)	(m)		(dB)	(dB)	(dB)
PK	2.387G	56.10	74.00	-17.90	24.51	3	Horizontal	106	2.36	-	28.10	3.49	-
AV	2.3898G	44.83	54.00	-9.17	13.24	3	Horizontal	106	2.36	-	28.10	3.49	-
PK	2.4378G	115.76	Inf	-Inf	84.04	3	Horizontal	106	2.36	-	28.18	3.54	-
AV	2.4382G	112.04	Inf	-Inf	80.32	3	Horizontal	106	2.36	-	28.18	3.54	-
PK	2.4954G	56.11	74.00	-17.89	24.04	3	Horizontal	106	2.36	-	28.47	3.60	-
AV	2.4882G	45.33	54.00	-8.67	13.31	3	Horizontal	106	2.36	-	28.43	3.59	-

802.11b_Nss1,(1Mbps)_4TX

2437MHz_TX

28/12/2020

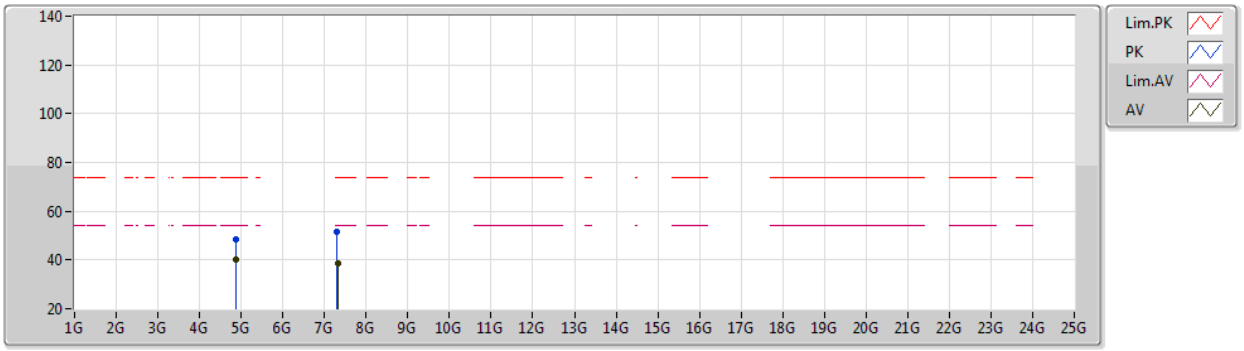

EUT Y_4TX
Setting 22
03-F-C-5

Type	Freq	Level	Limit	Margin	Raw	Dist	Condition	Azimuth	Height	Comment	AF	CL	PA
	(Hz)	(dBuV/m)	(dBuV/m)	(dB)	(dBuV)	(m)		(°)	(m)		(dB)	(dB)	(dB)
PK	4.87408G	48.58	74.00	-25.42	44.13	3	Vertical	263	1.75	-	33.50	6.31	35.36
AV	4.8739G	40.22	54.00	-13.78	35.77	3	Vertical	263	1.75	-	33.50	6.31	35.36
PK	7.3086G	51.30	74.00	-22.70	42.10	3	Vertical	0	1.80	-	36.73	7.86	35.39
AV	7.31504G	38.54	54.00	-15.46	29.31	3	Vertical	0	1.80	-	36.76	7.87	35.40

802.11b_Nss1,(1Mbps)_4TX

2437MHz_TX

28/12/2020

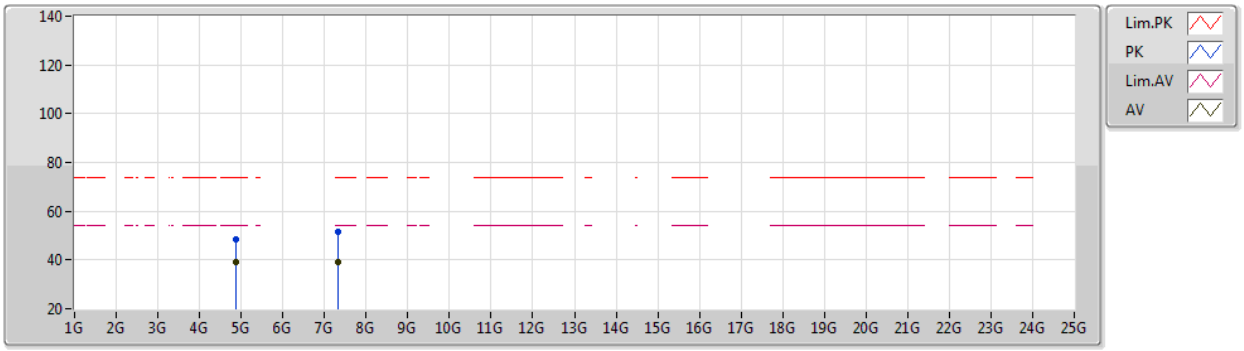

EUT Y_4TX
Setting 22
03-F-C-5

Type	Freq	Level	Limit	Margin	Raw	Dist	Condition	Azimuth	Height	Comment	AF	CL	PA
	(Hz)	(dBuV/m)	(dBuV/m)	(dB)	(dBuV)	(m)		(°)	(m)		(dB)	(dB)	(dB)
PK	4.87394G	48.34	74.00	-25.66	43.89	3	Horizontal	200	1.78	-	33.50	6.31	35.36
AV	4.87395G	39.17	54.00	-14.83	34.72	3	Horizontal	200	1.78	-	33.50	6.31	35.36
PK	7.3144G	51.70	74.00	-22.30	42.47	3	Horizontal	163	2.18	-	36.76	7.87	35.40
AV	7.31592G	38.88	54.00	-15.12	29.65	3	Horizontal	163	2.18	-	36.76	7.87	35.40

802.11b_Nss1,(1Mbps)_4TX

2462MHz_TX

28/12/2020

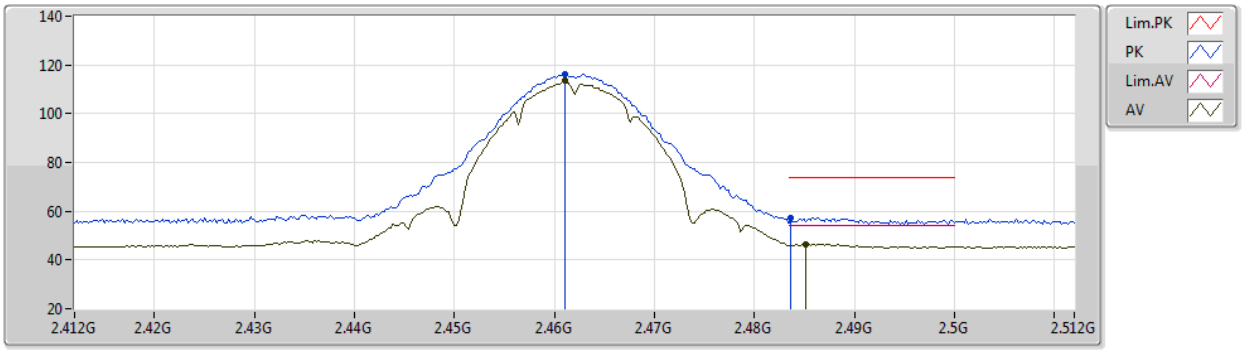

EUT Y_4TX
Setting 22
03-F-C-5

Type	Freq	Level	Limit	Margin	Raw	Dist	Condition	Azimuth	Height	Comment	AF	CL	PA
	(Hz)	(dBuV/m)	(dBuV/m)	(dB)	(dBuV)	(m)		(°)	(m)		(dB)	(dB)	(dB)
PK	2.461G	116.30	Inf	-Inf	84.47	3	Vertical	228	2.50	-	28.27	3.56	-
AV	2.461G	113.57	Inf	-Inf	81.74	3	Vertical	228	2.50	-	28.27	3.56	-
PK	2.4836G	57.44	74.00	-16.56	25.46	3	Vertical	228	2.50	-	28.40	3.58	-
AV	2.4852G	46.49	54.00	-7.51	14.49	3	Vertical	228	2.50	-	28.41	3.59	-

802.11b_Nss1,(1Mbps)_4TX

2462MHz_TX

28/12/2020

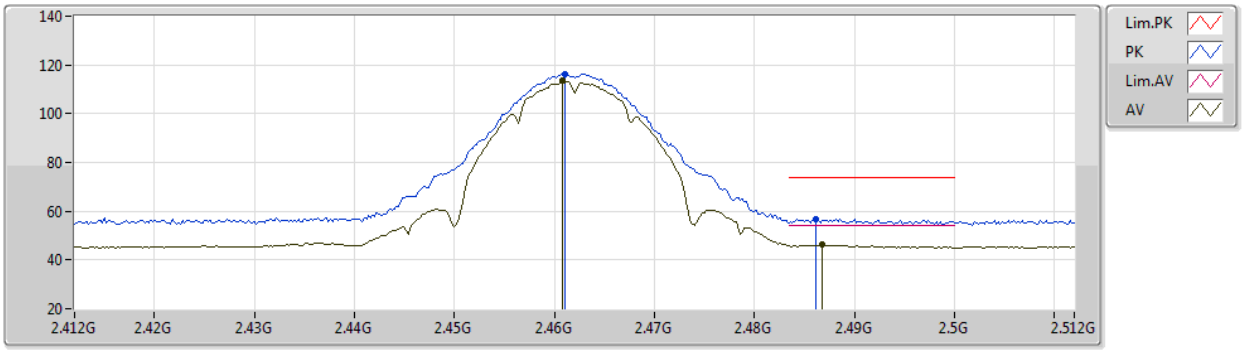

EUT Y_4TX
Setting 22
03-F-C-5

Type	Freq	Level	Limit	Margin	Raw	Dist	Condition	Azimuth	Height	Comment	AF	CL	PA
	(Hz)	(dBuV/m)	(dBuV/m)	(dB)	(dBuV)	(m)		(°)	(m)		(dB)	(dB)	(dB)
PK	2.461G	116.46	Inf	-Inf	84.63	3	Horizontal	105	2.07	-	28.27	3.56	-
AV	2.4608G	113.56	Inf	-Inf	81.74	3	Horizontal	105	2.07	-	28.26	3.56	-
PK	2.4862G	56.89	74.00	-17.11	24.88	3	Horizontal	105	2.07	-	28.42	3.59	-
AV	2.4868G	46.14	54.00	-7.86	14.13	3	Horizontal	105	2.07	-	28.42	3.59	-

802.11b_Nss1,(1Mbps)_4TX

2462MHz_TX

28/12/2020

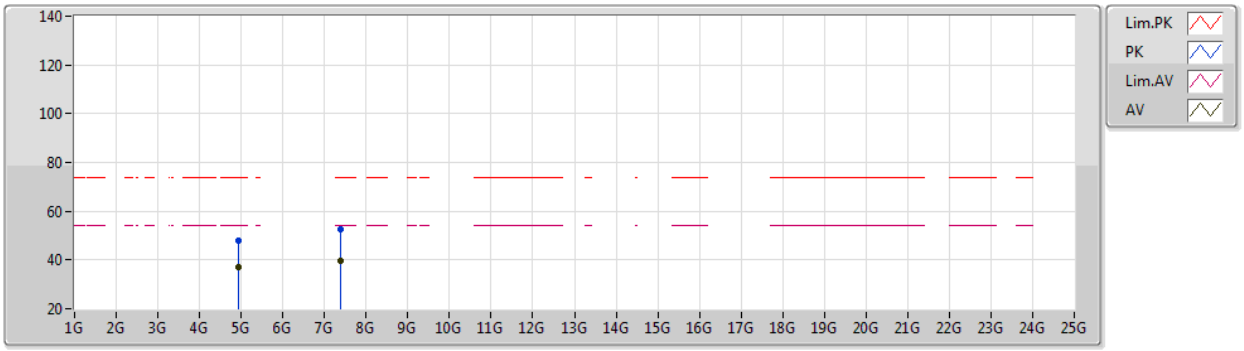

EUT Y_4TX
Setting 22
03-F-C-5

Type	Freq	Level	Limit	Margin	Raw	Dist	Condition	Azimuth	Height	Comment	AF	CL	PA
	(Hz)	(dBuV/m)	(dBuV/m)	(dB)	(dBuV)	(m)		(°)	(m)		(dB)	(dB)	(dB)
PK	4.92446G	47.73	74.00	-26.27	43.25	3	Vertical	298	1.78	-	33.50	6.39	35.41
AV	4.92386G	37.09	54.00	-16.91	32.61	3	Vertical	298	1.78	-	33.50	6.39	35.41
PK	7.38604G	52.51	74.00	-21.49	43.11	3	Vertical	230	1.72	-	36.83	7.98	35.41
AV	7.38709G	39.58	54.00	-14.42	30.18	3	Vertical	230	1.72	-	36.83	7.98	35.41

802.11b_Nss1,(1Mbps)_4TX

2462MHz_TX

28/12/2020

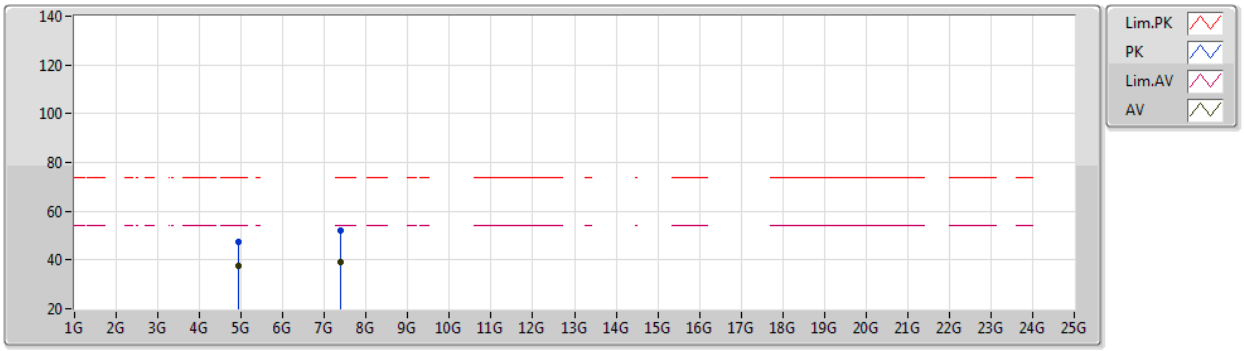

EUT Y_4TX
Setting 22
03-F-C-5

Type	Freq	Level	Limit	Margin	Raw	Dist	Condition	Azimuth	Height	Comment	AF	CL	PA
	(Hz)	(dBuV/m)	(dBuV/m)	(dB)	(dBuV)	(m)		(°)	(m)		(dB)	(dB)	(dB)
PK	4.92374G	47.62	74.00	-26.38	43.13	3	Horizontal	192	1.90	-	33.51	6.39	35.41
AV	4.92393G	37.64	54.00	-16.36	33.16	3	Horizontal	192	1.90	-	33.50	6.39	35.41
PK	7.3834G	52.25	74.00	-21.75	42.85	3	Horizontal	15	1.36	-	36.83	7.98	35.41
AV	7.3842G	39.37	54.00	-14.63	29.97	3	Horizontal	15	1.36	-	36.83	7.98	35.41

802.11g_Nss1,(6Mbps)_4TX

2412MHz_TX

28/12/2020

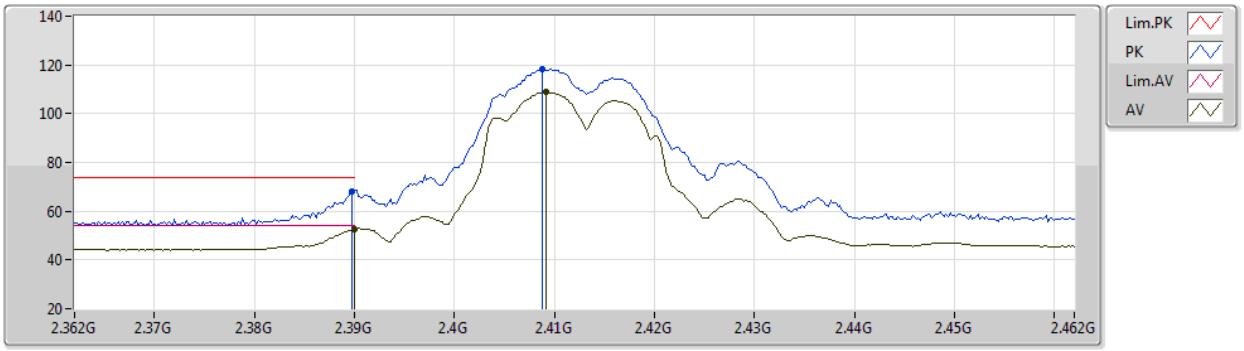

EUT Y_4TX
Setting 21
03-C-C-5

Type	Freq	Level	Limit	Margin	Raw	Dist	Condition	Azimuth	Height	Comment	AF	CL	PA
	(Hz)	(dBuV/m)	(dBuV/m)	(dB)	(dBuV)	(m)		(°)	(m)		(dB)	(dB)	(dB)
PK	2.3898G	68.28	74.00	-5.72	36.69	3	Vertical	167	1.94	-	28.10	3.49	-
AV	2.39G	52.68	54.00	-1.32	21.09	3	Vertical	167	1.94	-	28.10	3.49	-
PK	2.4088G	118.23	Inf	-Inf	86.60	3	Vertical	167	1.94	-	28.12	3.51	-
AV	2.4092G	108.79	Inf	-Inf	77.16	3	Vertical	167	1.94	-	28.12	3.51	-

802.11g_Nss1,(6Mbps)_4TX

2412MHz_TX

28/12/2020

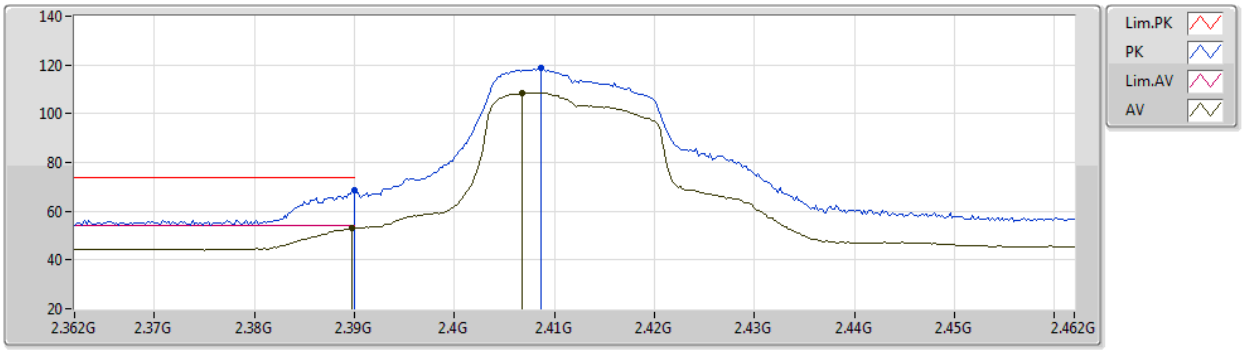

EUT Y_4TX
Setting 21
03-C-C-5

Type	Freq	Level	Limit	Margin	Raw	Dist	Condition	Azimuth	Height	Comment	AF	CL	PA
	(Hz)	(dBuV/m)	(dBuV/m)	(dB)	(dBuV)	(m)		(°)	(m)		(dB)	(dB)	(dB)
PK	2.39G	68.47	74.00	-5.53	36.88	3	Horizontal	173	2.14	-	28.10	3.49	-
AV	2.3898G	52.97	54.00	-1.03	21.38	3	Horizontal	173	2.14	-	28.10	3.49	-
PK	2.4086G	118.98	Inf	-Inf	87.35	3	Horizontal	173	2.14	-	28.12	3.51	-
AV	2.4068G	108.62	Inf	-Inf	77.00	3	Horizontal	173	2.14	-	28.11	3.51	-

802.11g_Nss1,(6Mbps)_4TX

2412MHz_TX

28/12/2020

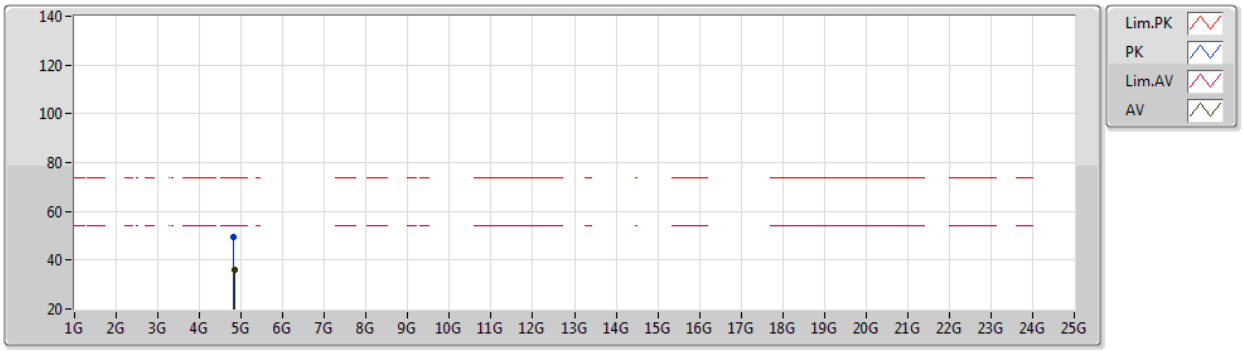

EUT Y_4TX
Setting 21
03-C-C-5

Type	Freq	Level	Limit	Margin	Raw	Dist	Condition	Azimuth	Height	Comment	AF	CL	PA
	(Hz)	(dBuV/m)	(dBuV/m)	(dB)	(dBuV)	(m)		(°)	(m)		(dB)	(dB)	(dB)
AV	4.8441G	36.26	54.00	-17.74	31.93	3	Vertical	28	2.23	-	33.38	6.27	35.32
PK	4.8081G	49.40	74.00	-24.60	45.25	3	Vertical	28	2.23	-	33.23	6.21	35.29

802.11g_Nss1,(6Mbps)_4TX

2412MHz_TX

28/12/2020

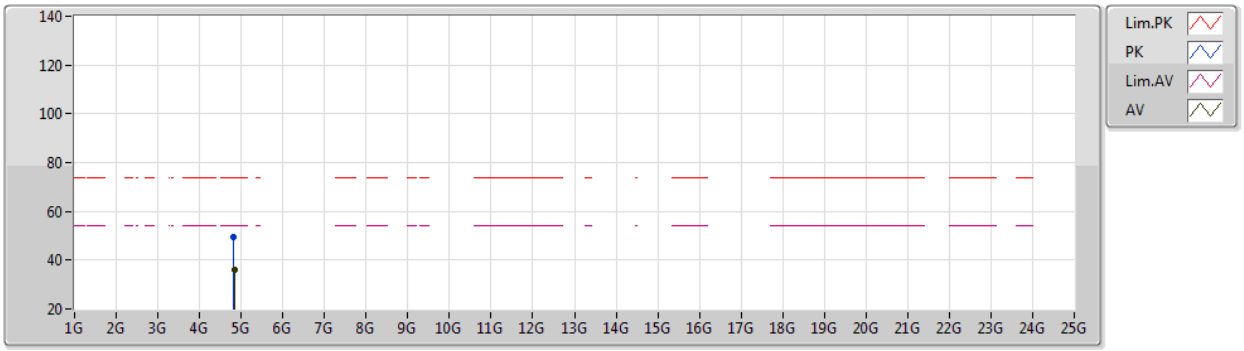

EUT Y_4TX
Setting 21
03-C-C-5

Type	Freq	Level	Limit	Margin	Raw	Dist	Condition	Azimuth	Height	Comment	AF	CL	PA
	(Hz)	(dBuV/m)	(dBuV/m)	(dB)	(dBuV)	(m)		(°)	(m)		(dB)	(dB)	(dB)
PK	4.8103G	49.42	74.00	-24.58	45.25	3	Horizontal	95	1.68	-	33.24	6.22	35.29
AV	4.8424G	36.15	54.00	-17.85	31.84	3	Horizontal	95	1.68	-	33.37	6.26	35.32

802.11g_Nss1,(6Mbps)_4TX

2437MHz_TX

28/12/2020

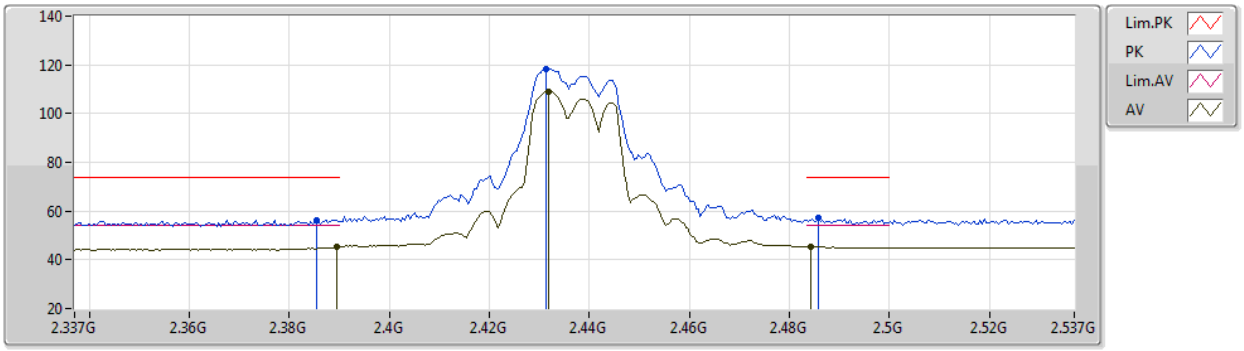

EUT Y_4TX
Setting 22
03-F-C-5

Type	Freq	Level	Limit	Margin	Raw	Dist	Condition	Azimuth	Height	Comment	AF	CL	PA
	(Hz)	(dBuV/m)	(dBuV/m)	(dB)	(dBuV)	(m)		(°)	(m)		(dB)	(dB)	(dB)
PK	2.3854G	56.36	74.00	-17.64	24.77	3	Vertical	248	2.12	-	28.10	3.49	-
AV	2.3894G	45.21	54.00	-8.79	13.62	3	Vertical	248	2.12	-	28.10	3.49	-
PK	2.4314G	118.33	Inf	-Inf	86.64	3	Vertical	248	2.12	-	28.16	3.53	-
AV	2.4318G	109.22	Inf	-Inf	77.53	3	Vertical	248	2.12	-	28.16	3.53	-
PK	2.4858G	57.28	74.00	-16.72	25.28	3	Vertical	248	2.12	-	28.41	3.59	-
AV	2.4842G	45.57	54.00	-8.43	13.58	3	Vertical	248	2.12	-	28.41	3.58	-

802.11g_Nss1,(6Mbps)_4TX

2437MHz_TX

28/12/2020

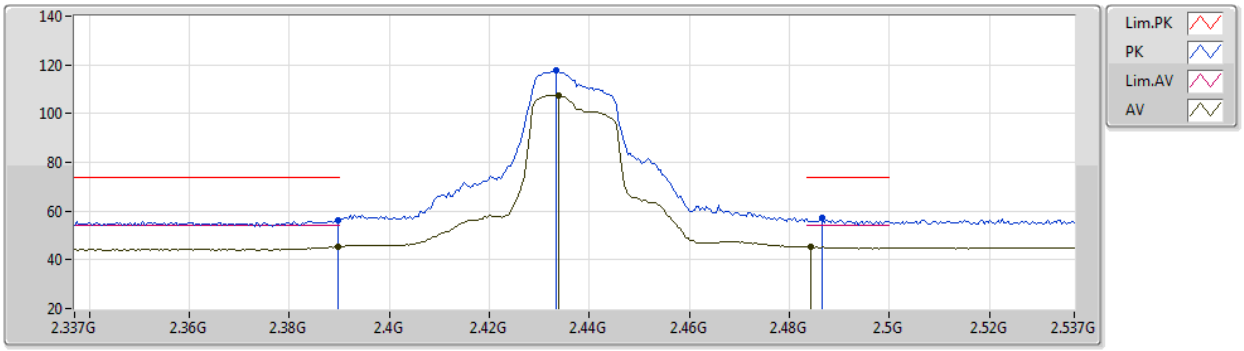

EUT Y_4TX
Setting 22
03-F-C-5

Type	Freq	Level	Limit	Margin	Raw	Dist	Condition	Azimuth	Height	Comment	AF	CL	PA
	(Hz)	(dBuV/m)	(dBuV/m)	(dB)	(dBuV)	(m)		(°)	(m)		(dB)	(dB)	(dB)
PK	2.3898G	56.36	74.00	-17.64	24.77	3	Horizontal	180	2.12	-	28.10	3.49	-
AV	2.3898G	45.37	54.00	-8.63	13.78	3	Horizontal	180	2.12	-	28.10	3.49	-
PK	2.4334G	117.96	Inf	-Inf	86.26	3	Horizontal	180	2.12	-	28.17	3.53	-
AV	2.4338G	107.64	Inf	-Inf	75.94	3	Horizontal	180	2.12	-	28.17	3.53	-
PK	2.4866G	57.03	74.00	-16.97	25.02	3	Horizontal	180	2.12	-	28.42	3.59	-
AV	2.4842G	45.24	54.00	-8.76	13.25	3	Horizontal	180	2.12	-	28.41	3.58	-

802.11g_Nss1,(6Mbps)_4TX

2437MHz_TX

28/12/2020

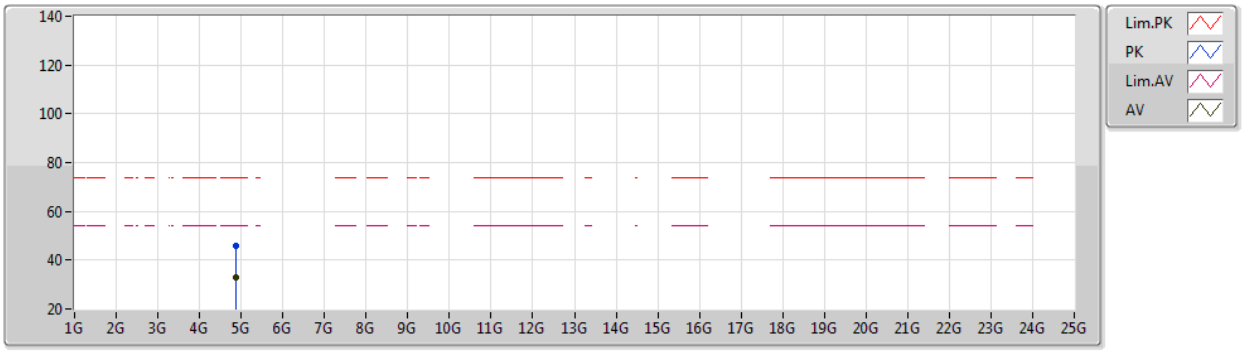

EUT Y_4TX
Setting 22
03-F-C-5

Type	Freq	Level	Limit	Margin	Raw	Dist	Condition	Azimuth	Height	Comment	AF	CL	PA
	(Hz)	(dBuV/m)	(dBuV/m)	(dB)	(dBuV)	(m)		(°)	(m)		(dB)	(dB)	(dB)
PK	4.87058G	45.72	74.00	-28.28	41.28	3	Vertical	332	1.65	-	33.48	6.31	35.35
AV	4.8783G	32.76	54.00	-21.24	28.29	3	Vertical	332	1.65	-	33.51	6.32	35.36

802.11g_Nss1,(6Mbps)_4TX

2437MHz_TX

28/12/2020

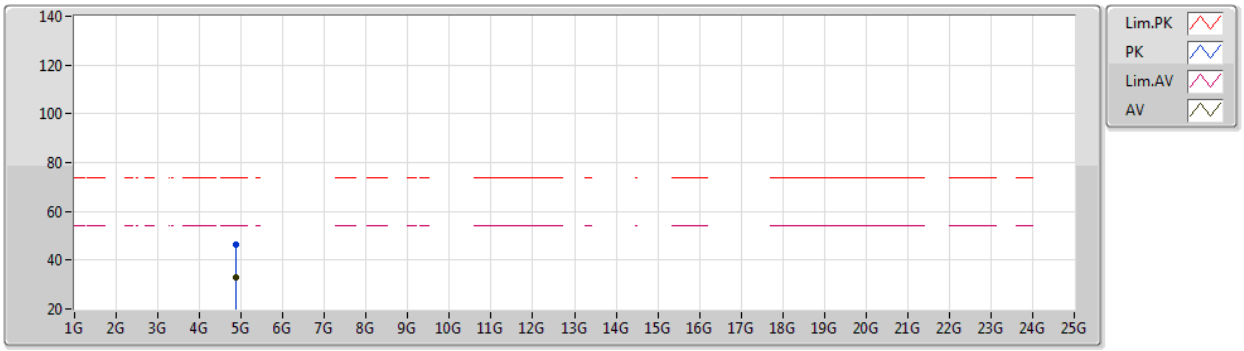

EUT Y_4TX
Setting 22
03-F-C-5

Type	Freq	Level	Limit	Margin	Raw	Dist	Condition	Azimuth	Height	Comment	AF	CL	PA
	(Hz)	(dBuV/m)	(dBuV/m)	(dB)	(dBuV)	(m)		(°)	(m)		(dB)	(dB)	(dB)
PK	4.87566G	46.27	74.00	-27.73	41.82	3	Horizontal	132	1.95	-	33.50	6.31	35.36
AV	4.8766G	32.72	54.00	-21.28	28.26	3	Horizontal	132	1.95	-	33.51	6.31	35.36

802.11g_Nss1,(6Mbps)_4TX

2462MHz_TX

28/12/2020

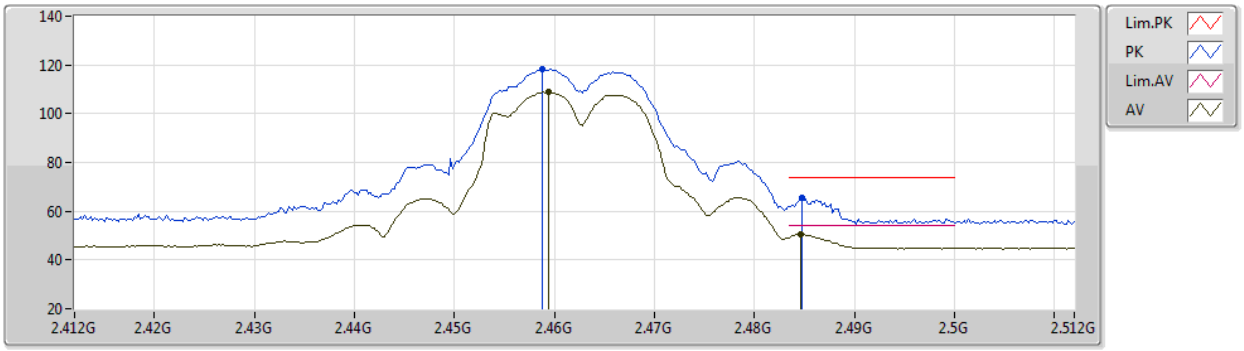

EUT Y_4TX
Setting 22
03-C-C-5

Type	Freq	Level	Limit	Margin	Raw	Dist	Condition	Azimuth	Height	Comment	AF	CL	PA
	(Hz)	(dBuV/m)	(dBuV/m)	(dB)	(dBuV)	(m)		(°)	(m)		(dB)	(dB)	(dB)
PK	2.4588G	118.16	Inf	-Inf	86.35	3	Vertical	165	1.62	-	28.25	3.56	-
AV	2.4594G	108.81	Inf	-Inf	76.99	3	Vertical	165	1.62	-	28.26	3.56	-
PK	2.4848G	65.47	74.00	-8.53	33.48	3	Vertical	165	1.62	-	28.41	3.58	-
AV	2.4846G	50.56	54.00	-3.44	18.57	3	Vertical	165	1.62	-	28.41	3.58	-

802.11g_Nss1,(6Mbps)_4TX

2462MHz_TX

28/12/2020

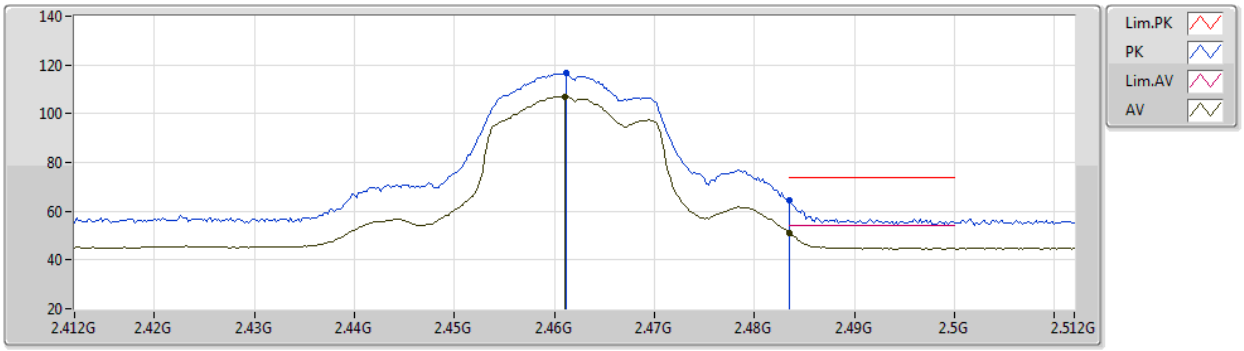

EUT Y_4TX
Setting 22
03-C-C-5

Type	Freq	Level	Limit	Margin	Raw	Dist	Condition	Azimuth	Height	Comment	AF	CL	PA
	(Hz)	(dBuV/m)	(dBuV/m)	(dB)	(dBuV)	(m)		(°)	(m)		(dB)	(dB)	(dB)
PK	2.4612G	116.47	Inf	-Inf	84.64	3	Horizontal	96	1.97	-	28.27	3.56	-
AV	2.461G	107.01	Inf	-Inf	75.18	3	Horizontal	96	1.97	-	28.27	3.56	-
PK	2.4835G	64.46	74.00	-9.54	32.48	3	Horizontal	96	1.97	-	28.40	3.58	-
AV	2.4835G	51.14	54.00	-2.86	19.16	3	Horizontal	96	1.97	-	28.40	3.58	-

802.11g_Nss1,(6Mbps)_4TX

2462MHz_TX

28/12/2020

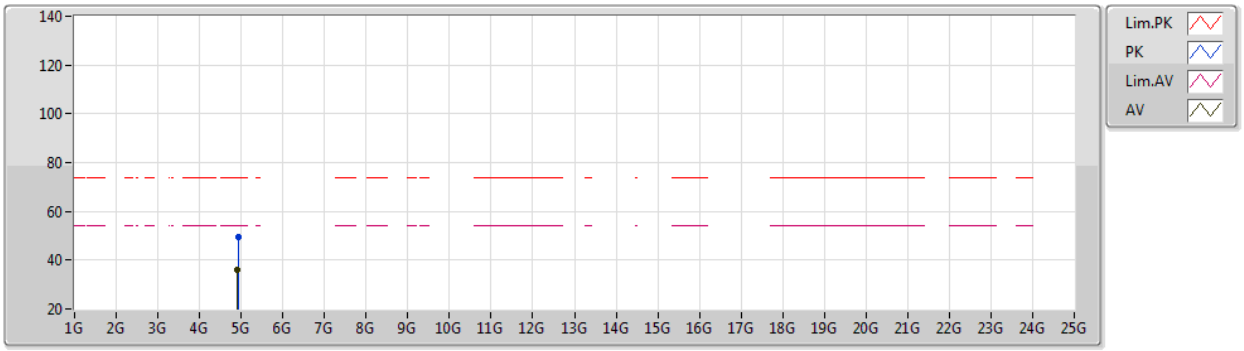

EUT Y_4TX
Setting 22
03-C-C-5

Type	Freq	Level	Limit	Margin	Raw	Dist	Condition	Azimuth	Height	Comment	AF	CL	PA
	(Hz)	(dBuV/m)	(dBuV/m)	(dB)	(dBuV)	(m)		(°)	(m)		(dB)	(dB)	(dB)
PK	4.9481G	49.29	74.00	-24.71	44.89	3	Vertical	125	2.36	-	33.41	6.42	35.43
AV	4.9023G	36.21	54.00	-17.79	31.66	3	Vertical	125	2.36	-	33.59	6.35	35.39

802.11g_Nss1,(6Mbps)_4TX

2462MHz_TX

28/12/2020

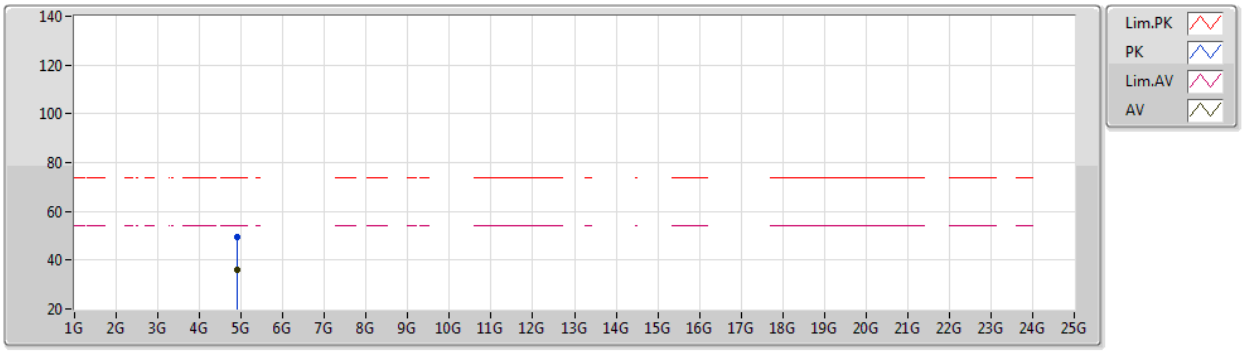

EUT Y_4TX
Setting 22
03-C-C-5

Type	Freq	Level	Limit	Margin	Raw	Dist	Condition	Azimuth	Height	Comment	AF	CL	PA
	(Hz)	(dBuV/m)	(dBuV/m)	(dB)	(dBuV)	(m)		(°)	(m)		(dB)	(dB)	(dB)
PK	4.9024G	49.47	74.00	-24.53	44.92	3	Horizontal	219	2.20	-	33.59	6.35	35.39
AV	4.9016G	36.27	54.00	-17.73	31.72	3	Horizontal	219	2.20	-	33.59	6.35	35.39

802.11ax HEW20-BF_Nss1,(MCS0)_4TX

2412MHz_TX

28/12/2020

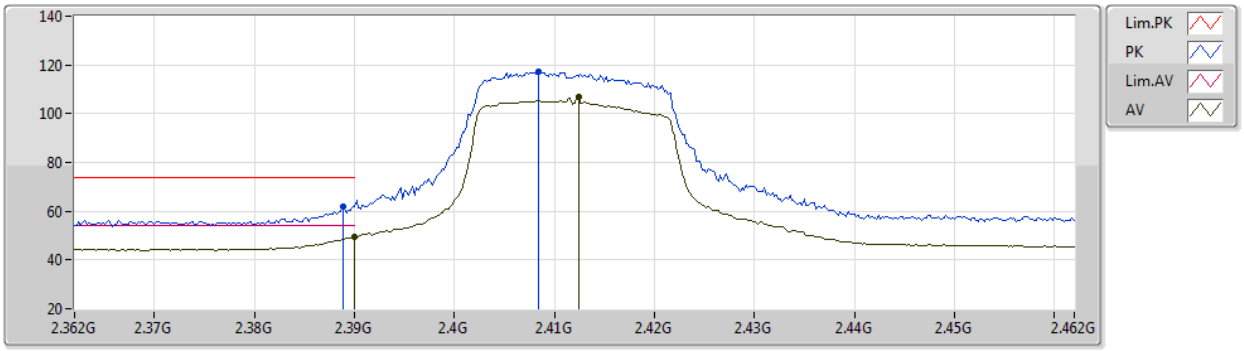

EUT Y_4TX
Setting 26
03-C-C-5

Type	Freq	Level	Limit	Margin	Raw	Dist	Condition	Azimuth	Height	Comment	AF	CL	PA
	(Hz)	(dBuV/m)	(dBuV/m)	(dB)	(dBuV)	(m)		(°)	(m)		(dB)	(dB)	(dB)
PK	2.3888G	62.04	74.00	-11.96	30.45	3	Vertical	210	2.12	-	28.10	3.49	-
AV	2.39G	49.53	54.00	-4.47	17.94	3	Vertical	210	2.12	-	28.10	3.49	-
PK	2.4084G	117.34	Inf	-Inf	85.71	3	Vertical	210	2.12	-	28.12	3.51	-
AV	2.4124G	106.70	Inf	-Inf	75.07	3	Vertical	210	2.12	-	28.12	3.51	-

802.11ax HEW20-BF_Nss1,(MCS0)_4TX

2412MHz_TX

28/12/2020

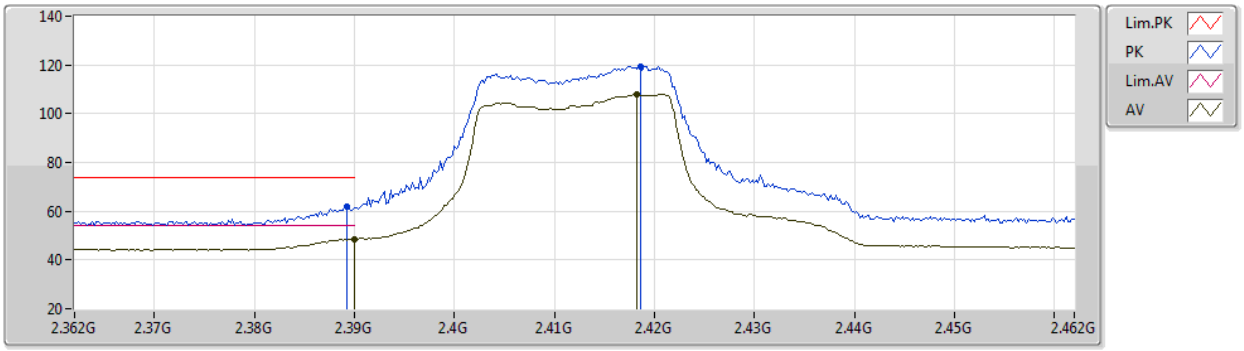

EUT Y_4TX
Setting 26
03-C-C-5

Type	Freq	Level	Limit	Margin	Raw	Dist	Condition	Azimuth	Height	Comment	AF	CL	PA
	(Hz)	(dBuV/m)	(dBuV/m)	(dB)	(dBuV)	(m)		(°)	(m)		(dB)	(dB)	(dB)
PK	2.3892G	61.87	74.00	-12.13	30.28	3	Horizontal	152	1.80	-	28.10	3.49	-
AV	2.39G	48.45	54.00	-5.55	16.86	3	Horizontal	152	1.80	-	28.10	3.49	-
PK	2.4186G	119.56	Inf	-Inf	87.90	3	Horizontal	152	1.80	-	28.14	3.52	-
AV	2.4182G	107.99	Inf	-Inf	76.33	3	Horizontal	152	1.80	-	28.14	3.52	-

802.11ax HEW20-BF_Nss1,(MCS0)_4TX

2412MHz_TX

28/12/2020

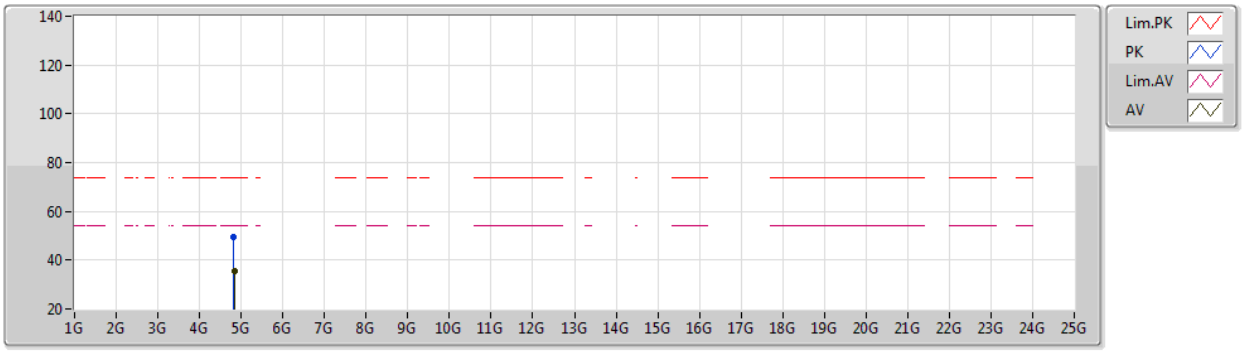

EUT Y_4TX
Setting 26
03-C-C-5

Type	Freq	Level	Limit	Margin	Raw	Dist	Condition	Azimuth	Height	Comment	AF	CL	PA
	(Hz)	(dBuV/m)	(dBuV/m)	(dB)	(dBuV)	(m)		(°)	(m)		(dB)	(dB)	(dB)
PK	4.8018G	49.68	74.00	-24.32	45.55	3	Vertical	205	1.88	-	33.21	6.20	35.28
AV	4.8441G	35.64	54.00	-18.36	31.31	3	Vertical	205	1.88	-	33.38	6.27	35.32

802.11ax HEW20-BF_Nss1,(MCS0)_4TX

2412MHz_TX

28/12/2020

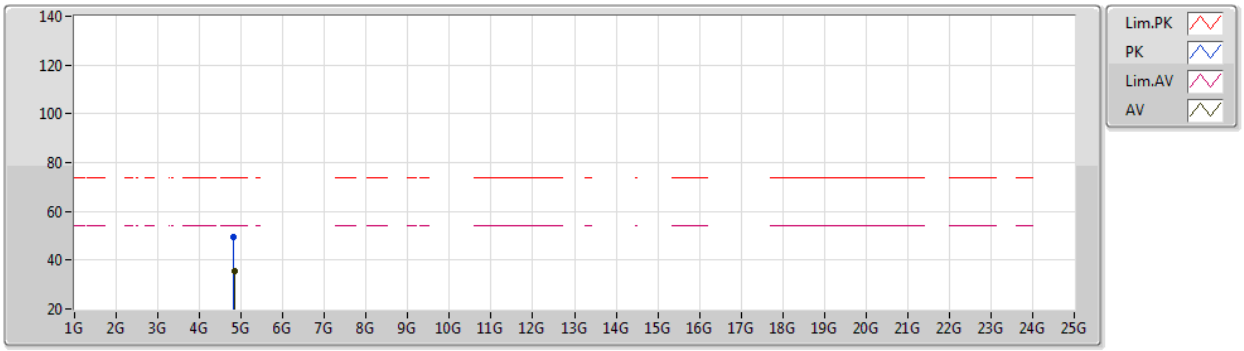

EUT Y_4TX
Setting 26
03-C-C-5

Type	Freq	Level	Limit	Margin	Raw	Dist	Condition	Azimuth	Height	Comment	AF	CL	PA
	(Hz)	(dBuV/m)	(dBuV/m)	(dB)	(dBuV)	(m)		(°)	(m)		(dB)	(dB)	(dB)
PK	4.825G	49.60	74.00	-24.40	45.36	3	Horizontal	69	2.31	-	33.30	6.24	35.30
AV	4.8441G	35.60	54.00	-18.40	31.27	3	Horizontal	69	2.31	-	33.38	6.27	35.32

802.11ax HEW20-BF_Nss1,(MCS0)_4TX

2437MHz_TX

28/12/2020

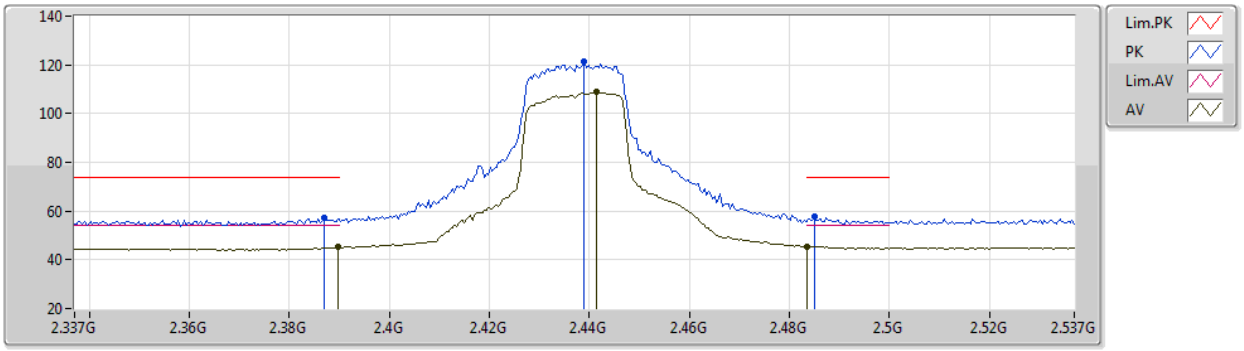

EUT Y_4TX
Setting 28
03-C-C-5

Type	Freq	Level	Limit	Margin	Raw	Dist	Condition	Azimuth	Height	Comment	AF	CL	PA
	(Hz)	(dBuV/m)	(dBuV/m)	(dB)	(dBuV)	(m)		(°)	(m)		(dB)	(dB)	(dB)
PK	2.387G	57.18	74.00	-16.82	25.59	3	Vertical	245	2.56	-	28.10	3.49	-
AV	2.3898G	45.11	54.00	-8.89	13.52	3	Vertical	245	2.56	-	28.10	3.49	-
PK	2.439G	121.62	Inf	-Inf	89.90	3	Vertical	245	2.56	-	28.18	3.54	-
AV	2.4414G	108.77	Inf	-Inf	77.05	3	Vertical	245	2.56	-	28.18	3.54	-
PK	2.485G	57.66	74.00	-16.34	25.66	3	Vertical	245	2.56	-	28.41	3.59	-
AV	2.4835G	45.44	54.00	-8.56	13.46	3	Vertical	245	2.56	-	28.40	3.58	-

802.11ax HEW20-BF_Nss1,(MCS0)_4TX

2437MHz_TX

28/12/2020

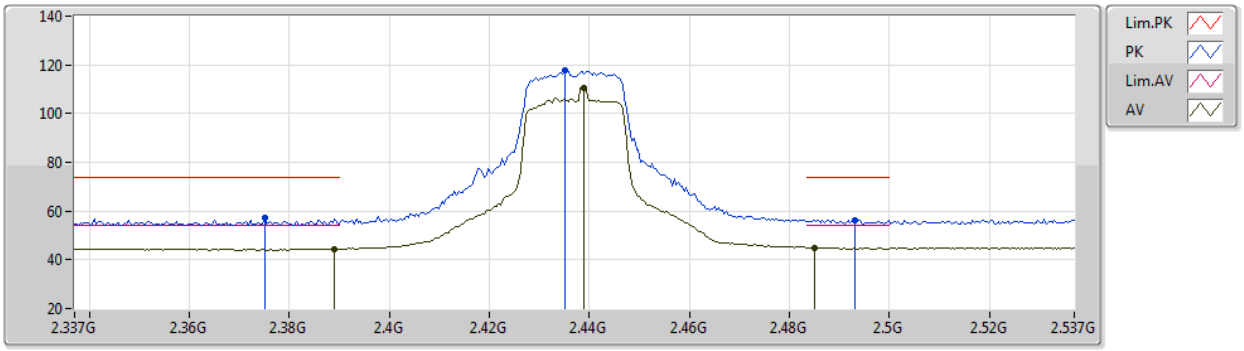

EUT Y_4TX
Setting 28
03-C-C-5

Type	Freq	Level	Limit	Margin	Raw	Dist	Condition	Azimuth	Height	Comment	AF	CL	PA
	(Hz)	(dBuV/m)	(dBuV/m)	(dB)	(dBuV)	(m)		(°)	(m)		(dB)	(dB)	(dB)
PK	2.375G	57.20	74.00	-16.80	25.62	3	Horizontal	83	2.48	-	28.10	3.48	-
AV	2.389G	44.51	54.00	-9.49	12.92	3	Horizontal	83	2.48	-	28.10	3.49	-
PK	2.435G	117.87	Inf	-Inf	86.16	3	Horizontal	83	2.48	-	28.17	3.54	-
AV	2.439G	110.68	Inf	-Inf	78.96	3	Horizontal	83	2.48	-	28.18	3.54	-
PK	2.493G	56.45	74.00	-17.55	24.40	3	Horizontal	83	2.48	-	28.46	3.59	-
AV	2.485G	44.93	54.00	-9.07	12.93	3	Horizontal	83	2.48	-	28.41	3.59	-

802.11ax HEW20-BF_Nss1,(MCS0)_4TX

2437MHz_TX

28/12/2020

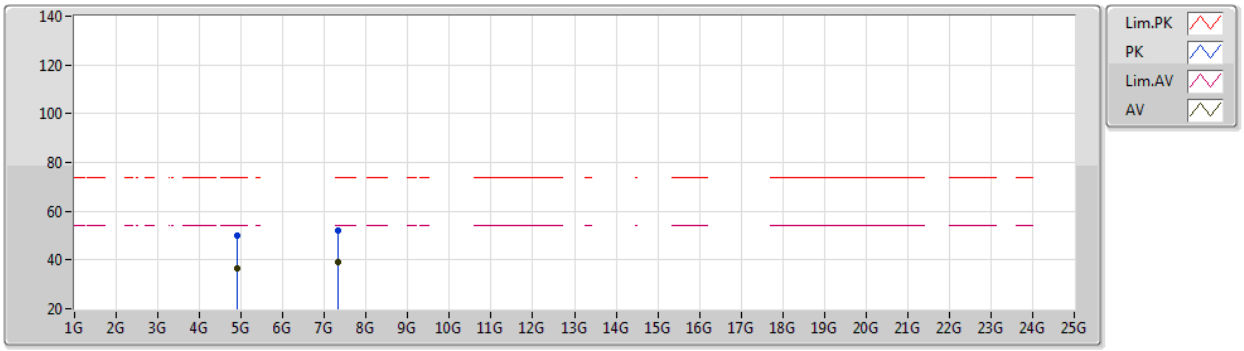

EUT Y_4TX
Setting 28
03-C-C-5

Type	Freq	Level	Limit	Margin	Raw	Dist	Condition	Azimuth	Height	Comment	AF	CL	PA
	(Hz)	(dBuV/m)	(dBuV/m)	(dB)	(dBuV)	(m)		(°)	(m)		(dB)	(dB)	(dB)
PK	4.8969G	49.83	74.00	-24.17	45.27	3	Vertical	268	1.80	-	33.59	6.35	35.38
AV	4.8938G	36.44	54.00	-17.56	31.90	3	Vertical	268	1.80	-	33.58	6.34	35.38
PK	7.3268G	52.25	74.00	-21.75	42.95	3	Vertical	287	1.76	-	36.81	7.89	35.40
AV	7.3342G	39.11	54.00	-14.89	29.77	3	Vertical	287	1.76	-	36.84	7.90	35.40

802.11ax HEW20-BF_Nss1,(MCS0)_4TX

2437MHz_TX

28/12/2020

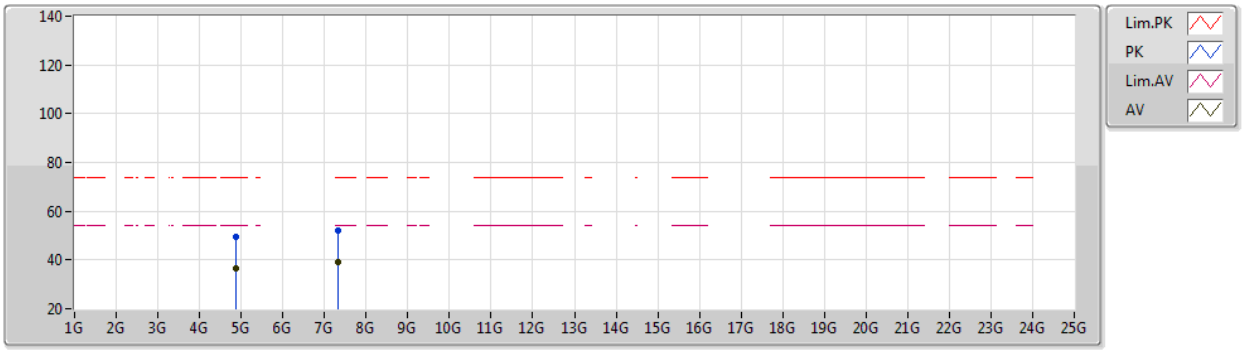

EUT Y_4TX
Setting 28
03-C-C-5

Type	Freq	Level	Limit	Margin	Raw	Dist	Condition	Azimuth	Height	Comment	AF	CL	PA
	(Hz)	(dBuV/m)	(dBuV/m)	(dB)	(dBuV)	(m)		(°)	(m)		(dB)	(dB)	(dB)
PK	4.8833G	49.58	74.00	-24.42	45.10	3	Horizontal	243	1.24	-	33.53	6.32	35.37
AV	4.8862G	36.46	54.00	-17.54	31.96	3	Horizontal	243	1.24	-	33.54	6.33	35.37
PK	7.3301G	51.96	74.00	-22.04	42.64	3	Horizontal	225	1.53	-	36.82	7.90	35.40
AV	7.3325G	39.06	54.00	-14.94	29.73	3	Horizontal	225	1.53	-	36.83	7.90	35.40

802.11ax HEW20-BF_Nss1,(MCS0)_4TX

2462MHz_TX

28/12/2020

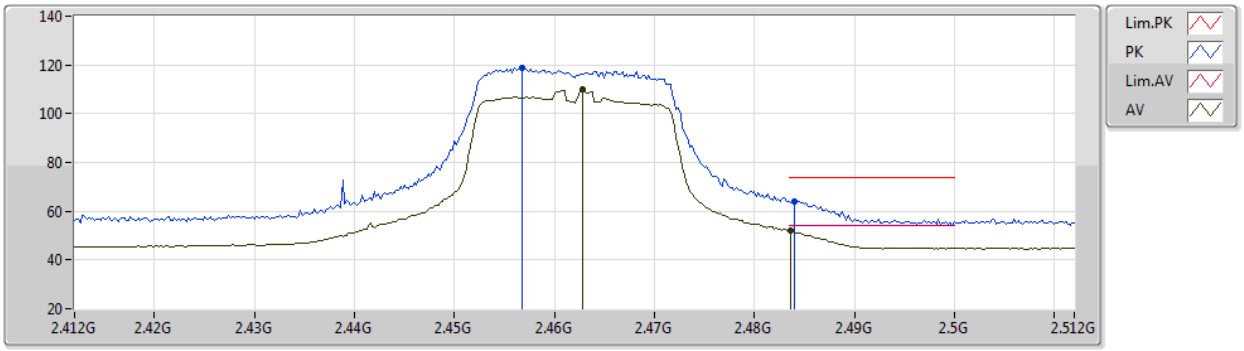

EUT Y_4TX
Setting 26
03-C-C-5

Type	Freq	Level	Limit	Margin	Raw	Dist	Condition	Azimuth	Height	Comment	AF	CL	PA
	(Hz)	(dBuV/m)	(dBuV/m)	(dB)	(dBuV)	(m)		(°)	(m)		(dB)	(dB)	(dB)
PK	2.4568G	118.77	Inf	-Inf	86.97	3	Vertical	285	2.11	-	28.24	3.56	-
AV	2.4628G	109.88	Inf	-Inf	78.04	3	Vertical	285	2.11	-	28.28	3.56	-
PK	2.484G	64.21	74.00	-9.79	32.23	3	Vertical	285	2.11	-	28.40	3.58	-
AV	2.4836G	51.87	54.00	-2.13	19.89	3	Vertical	285	2.11	-	28.40	3.58	-

802.11ax HEW20-BF_Nss1,(MCS0)_4TX

2462MHz_TX

28/12/2020

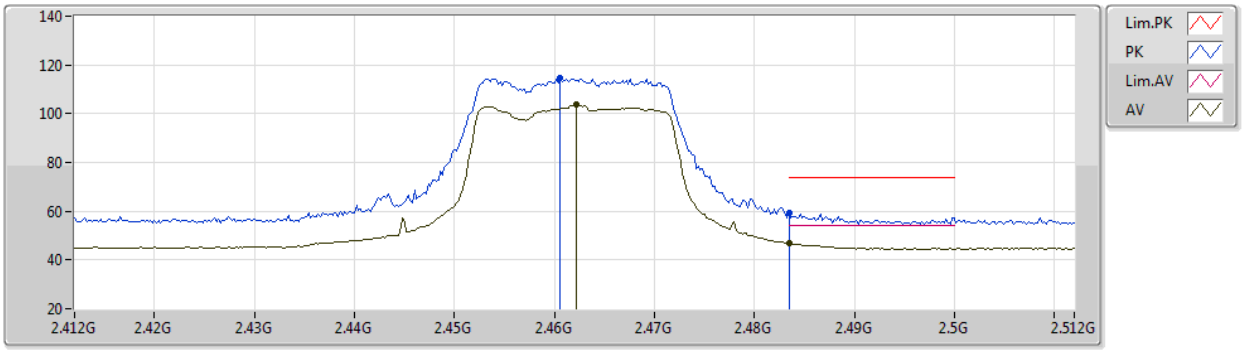

EUT Y_4TX
Setting 26
03-C-C-5

Type	Freq	Level	Limit	Margin	Raw	Dist	Condition	Azimuth	Height	Comment	AF	CL	PA
	(Hz)	(dBuV/m)	(dBuV/m)	(dB)	(dBuV)	(m)		(°)	(m)		(dB)	(dB)	(dB)
PK	2.4606G	114.52	Inf	-Inf	82.70	3	Horizontal	104	2.53	-	28.26	3.56	-
AV	2.4622G	103.68	Inf	-Inf	71.85	3	Horizontal	104	2.53	-	28.27	3.56	-
PK	2.4835G	59.11	74.00	-14.89	27.13	3	Horizontal	104	2.53	-	28.40	3.58	-
AV	2.4835G	46.69	54.00	-7.31	14.71	3	Horizontal	104	2.53	-	28.40	3.58	-

802.11ax HEW20-BF_Nss1,(MCS0)_4TX

2462MHz_TX

28/12/2020

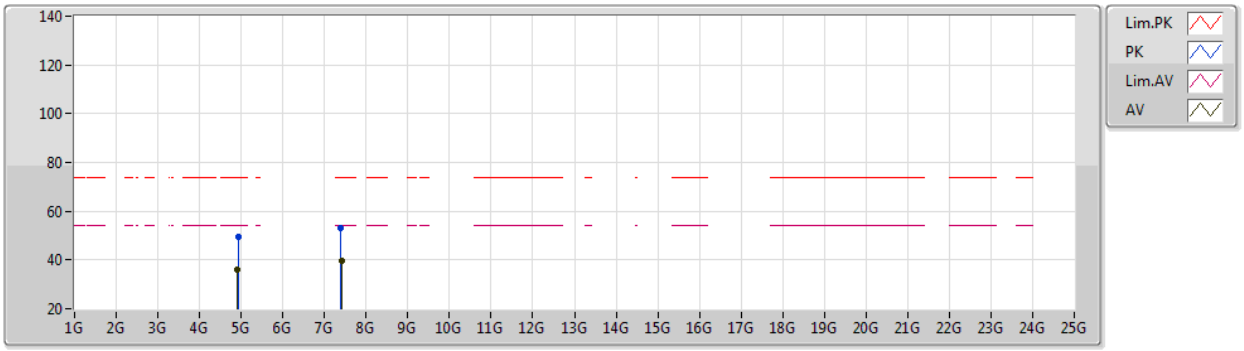

EUT Y_4TX
Setting 26
03-C-C-5

Type	Freq	Level	Limit	Margin	Raw	Dist	Condition	Azimuth	Height	Comment	AF	CL	PA
	(Hz)	(dBuV/m)	(dBuV/m)	(dB)	(dBuV)	(m)		(°)	(m)		(dB)	(dB)	(dB)
PK	4.9312G	49.44	74.00	-24.56	44.98	3	Vertical	348	1.41	-	33.48	6.40	35.42
AV	4.9026G	36.27	54.00	-17.73	31.72	3	Vertical	348	1.41	-	33.59	6.35	35.39
PK	7.399G	53.05	74.00	-20.95	43.67	3	Vertical	170	1.53	-	36.80	8.00	35.42
AV	7.4042G	39.79	54.00	-14.21	30.40	3	Vertical	170	1.53	-	36.81	8.00	35.42

802.11ax HEW20-BF_Nss1,(MCS0)_4TX

2462MHz_TX

28/12/2020

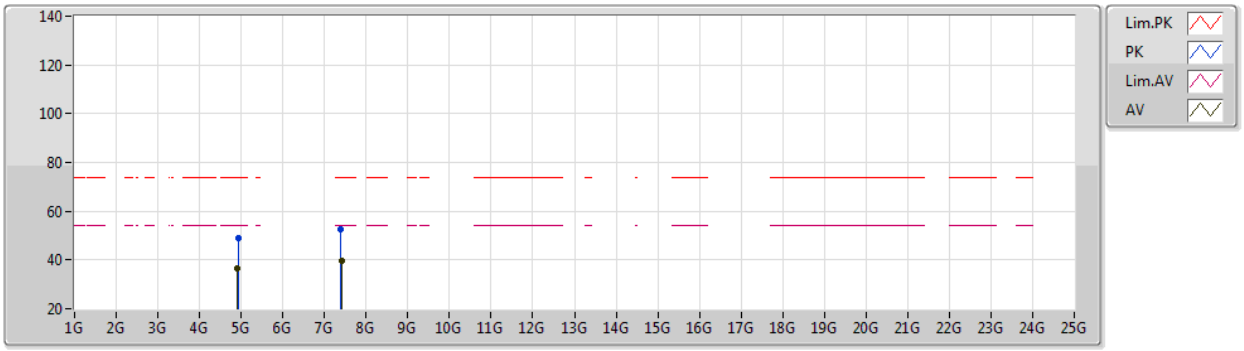

EUT Y_4TX
Setting 26
03-C-C-5

Type	Freq	Level	Limit	Margin	Raw	Dist	Condition	Azimuth	Height	Comment	AF	CL	PA
	(Hz)	(dBuV/m)	(dBuV/m)	(dB)	(dBuV)	(m)		(°)	(m)		(dB)	(dB)	(dB)
PK	4.9487G	49.12	74.00	-24.88	44.73	3	Horizontal	16	1.84	-	33.41	6.42	35.44
AV	4.9006G	36.30	54.00	-17.70	31.73	3	Horizontal	16	1.84	-	33.60	6.35	35.38
PK	7.3948G	52.82	74.00	-21.18	43.43	3	Horizontal	288	1.72	-	36.81	7.99	35.41
AV	7.4031G	39.74	54.00	-14.26	30.35	3	Horizontal	288	1.72	-	36.81	8.00	35.42

802.11ax HEW40-BF_Nss1,(MCS0)_4TX

2422MHz_TX

28/12/2020

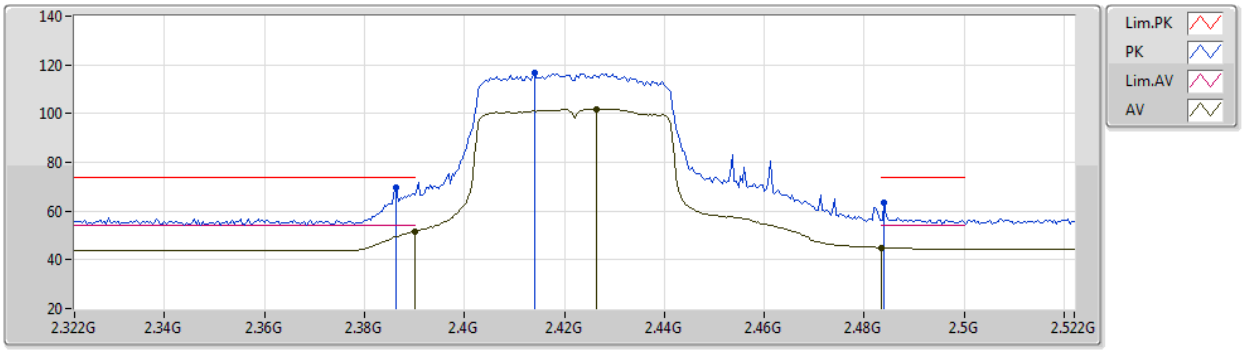

EUT Y_4TX
Setting 26
03-C-C-5

Type	Freq	Level	Limit	Margin	Raw	Dist	Condition	Azimuth	Height	Comment	AF	CL	PA
	(Hz)	(dBuV/m)	(dBuV/m)	(dB)	(dBuV)	(m)		(°)	(m)		(dB)	(dB)	(dB)
PK	2.3864G	69.78	74.00	-4.22	38.19	3	Vertical	296	2.12	-	28.10	3.49	-
AV	2.39G	51.67	54.00	-2.33	20.08	3	Vertical	296	2.12	-	28.10	3.49	-
PK	2.414G	116.73	Inf	-Inf	85.09	3	Vertical	296	2.12	-	28.13	3.51	-
AV	2.4264G	101.92	Inf	-Inf	70.24	3	Vertical	296	2.12	-	28.15	3.53	-
PK	2.484G	63.45	74.00	-10.55	31.47	3	Vertical	296	2.12	-	28.40	3.58	-
AV	2.4835G	44.96	54.00	-9.04	12.98	3	Vertical	296	2.12	-	28.40	3.58	-

802.11ax HEW40-BF_Nss1,(MCS0)_4TX

2422MHz_TX

28/12/2020

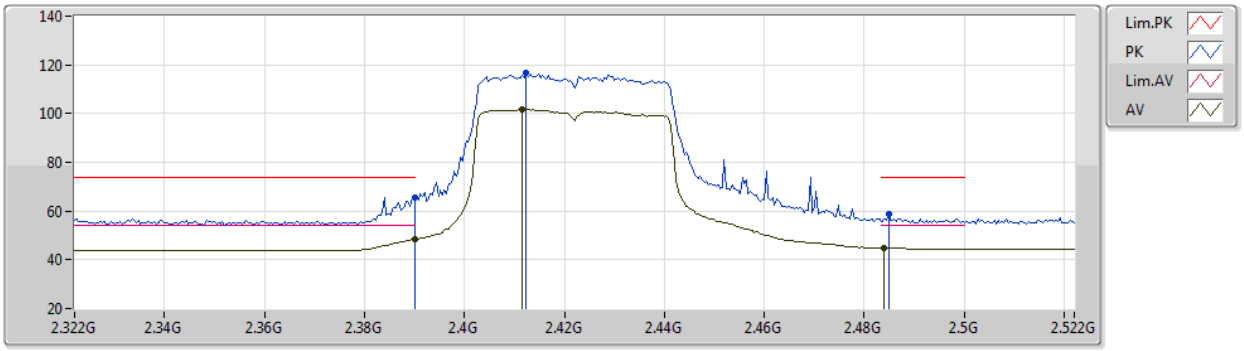

EUT Y_4TX
Setting 26
03-C-C-5

Type	Freq	Level	Limit	Margin	Raw	Dist	Condition	Azimuth	Height	Comment	AF	CL	PA
	(Hz)	(dBuV/m)	(dBuV/m)	(dB)	(dBuV)	(m)		(°)	(m)		(dB)	(dB)	(dB)
PK	2.39G	65.49	74.00	-8.51	33.90	3	Horizontal	161	1.98	-	28.10	3.49	-
AV	2.39G	48.47	54.00	-5.53	16.88	3	Horizontal	161	1.98	-	28.10	3.49	-
PK	2.4124G	116.54	Inf	-Inf	84.91	3	Horizontal	161	1.98	-	28.12	3.51	-
AV	2.4116G	101.70	Inf	-Inf	70.07	3	Horizontal	161	1.98	-	28.12	3.51	-
PK	2.4848G	58.65	74.00	-15.35	26.66	3	Horizontal	161	1.98	-	28.41	3.58	-
AV	2.484G	44.83	54.00	-9.17	12.85	3	Horizontal	161	1.98	-	28.40	3.58	-

802.11ax HEW40-BF_Nss1,(MCS0)_4TX

2422MHz_TX

28/12/2020

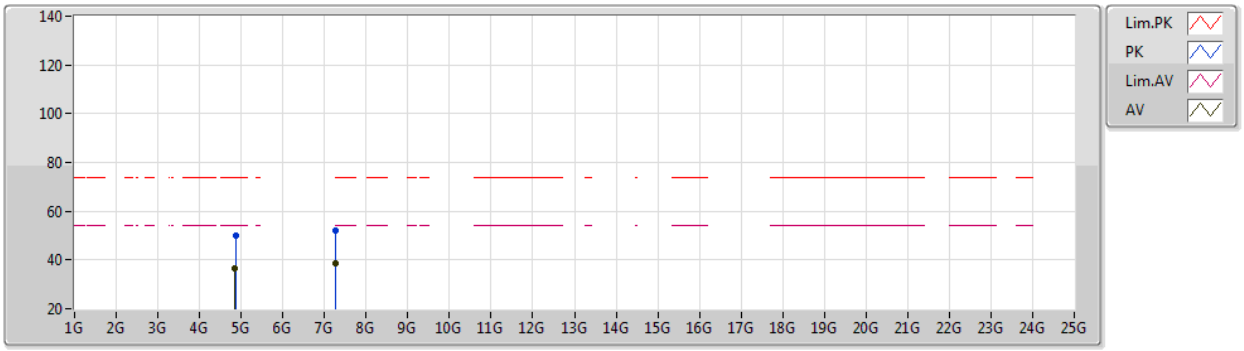

EUT Y_4TX
Setting 26
03-C-C-5

Type	Freq	Level	Limit	Margin	Raw	Dist	Condition	Azimuth	Height	Comment	AF	CL	PA
	(Hz)	(dBuV/m)	(dBuV/m)	(dB)	(dBuV)	(m)		(°)	(m)		(dB)	(dB)	(dB)
PK	4.8628G	49.87	74.00	-24.13	45.47	3	Vertical	235	1.99	-	33.45	6.29	35.34
AV	4.8521G	36.33	54.00	-17.67	31.97	3	Vertical	235	1.99	-	33.41	6.28	35.33
PK	7.2753G	52.15	74.00	-21.85	43.13	3	Vertical	213	2.45	-	36.60	7.81	35.39
AV	7.2642G	38.68	54.00	-15.32	29.70	3	Vertical	213	2.45	-	36.56	7.80	35.38

802.11ax HEW40-BF_Nss1,(MCS0)_4TX

2422MHz_TX

28/12/2020

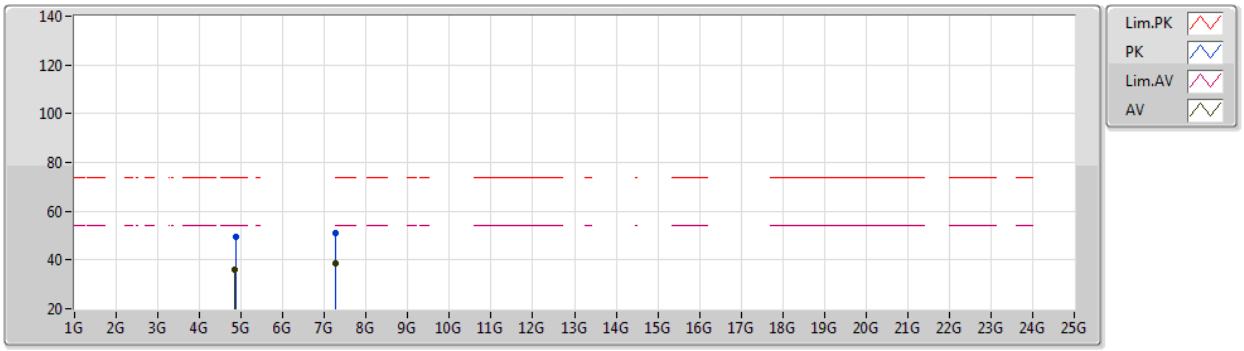

EUT Y_4TX
Setting 26
03-C-C-5

Type	Freq	Level	Limit	Margin	Raw	Dist	Condition	Azimuth	Height	Comment	AF	CL	PA
	(Hz)	(dBuV/m)	(dBuV/m)	(dB)	(dBuV)	(m)		(°)	(m)		(dB)	(dB)	(dB)
PK	4.8652G	49.44	74.00	-24.56	45.03	3	Horizontal	207	1.34	-	33.46	6.30	35.35
AV	4.844G	36.24	54.00	-17.76	31.91	3	Horizontal	207	1.34	-	33.38	6.27	35.32
PK	7.2557G	51.27	74.00	-22.73	42.35	3	Horizontal	63	2.02	-	36.52	7.78	35.38
AV	7.2602G	38.52	54.00	-15.48	29.57	3	Horizontal	63	2.02	-	36.54	7.79	35.38

802.11ax HEW40-BF_Nss1,(MCS0)_4TX

2437MHz_TX

28/12/2020

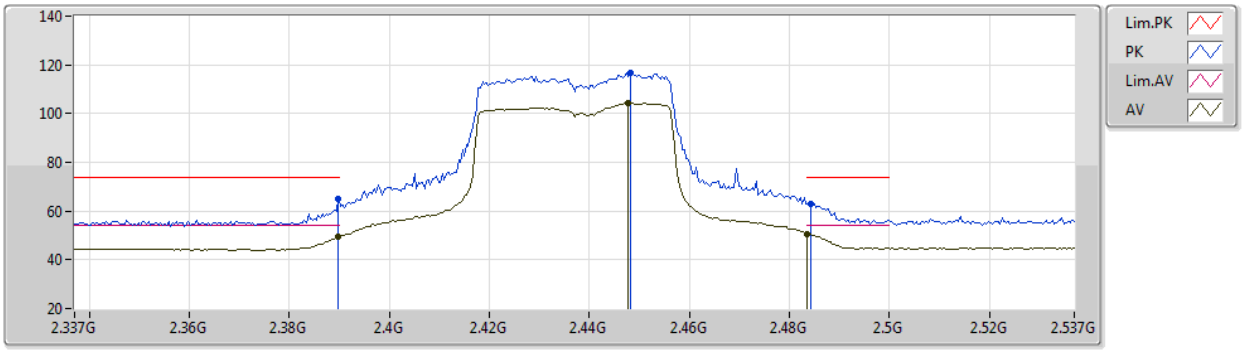

EUT Y_4TX
Setting 27
03-C-C-5

Type	Freq	Level	Limit	Margin	Raw	Dist	Condition	Azimuth	Height	Comment	AF	CL	PA
	(Hz)	(dBuV/m)	(dBuV/m)	(dB)	(dBuV)	(m)		(°)	(m)		(dB)	(dB)	(dB)
PK	2.3898G	64.86	74.00	-9.14	33.27	3	Vertical	308	1.71	-	28.10	3.49	-
AV	2.3898G	49.47	54.00	-4.53	17.88	3	Vertical	308	1.71	-	28.10	3.49	-
PK	2.4482G	116.79	Inf	-Inf	85.04	3	Vertical	308	1.71	-	28.20	3.55	-
AV	2.4478G	104.30	Inf	-Inf	72.55	3	Vertical	308	1.71	-	28.20	3.55	-
PK	2.4842G	63.13	74.00	-10.87	31.14	3	Vertical	308	1.71	-	28.41	3.58	-
AV	2.4835G	50.76	54.00	-3.24	18.78	3	Vertical	308	1.71	-	28.40	3.58	-

802.11ax HEW40-BF_Nss1,(MCS0)_4TX

2437MHz_TX

28/12/2020

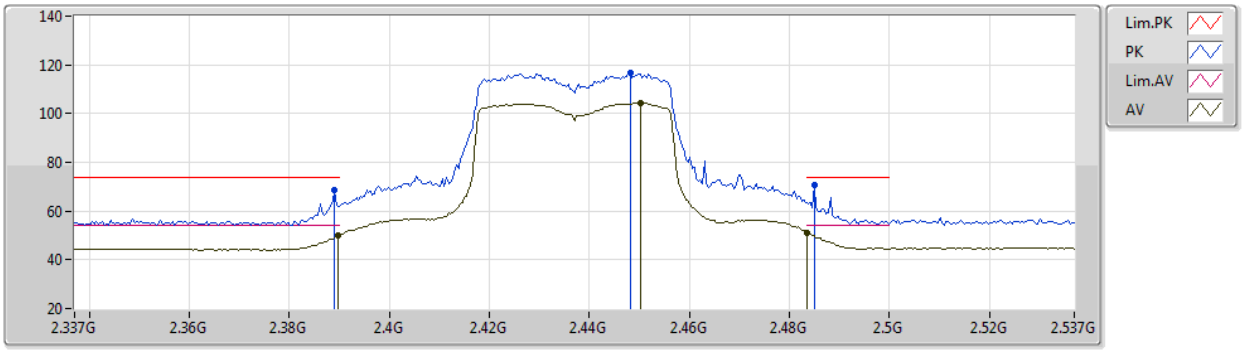

EUT Y_4TX
Setting 27
03-C-C-5

Type	Freq	Level	Limit	Margin	Raw	Dist	Condition	Azimuth	Height	Comment	AF	CL	PA
	(Hz)	(dBuV/m)	(dBuV/m)	(dB)	(dBuV)	(m)		(°)	(m)		(dB)	(dB)	(dB)
PK	2.389G	68.79	74.00	-5.21	37.20	3	Horizontal	159	1.95	-	28.10	3.49	-
AV	2.3898G	49.79	54.00	-4.21	18.20	3	Horizontal	159	1.95	-	28.10	3.49	-
PK	2.4482G	116.76	Inf	-Inf	85.01	3	Horizontal	159	1.95	-	28.20	3.55	-
AV	2.4502G	104.27	Inf	-Inf	72.52	3	Horizontal	159	1.95	-	28.20	3.55	-
PK	2.485G	70.48	74.00	-3.52	38.48	3	Horizontal	159	1.95	-	28.41	3.59	-
AV	2.4835G	51.28	54.00	-2.72	19.30	3	Horizontal	159	1.95	-	28.40	3.58	-

802.11ax HEW40-BF_Nss1,(MCS0)_4TX

2437MHz_TX

28/12/2020

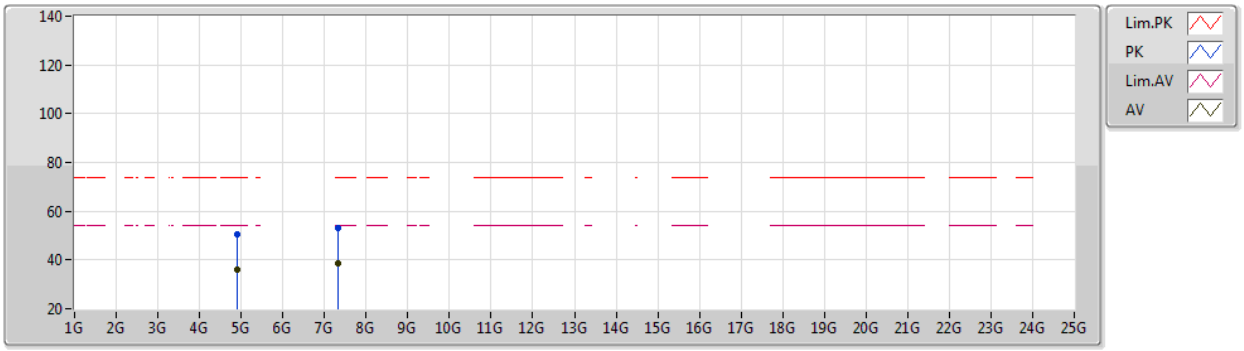

EUT Y_4TX
Setting 27
03-C-C-5

Type	Freq	Level	Limit	Margin	Raw	Dist	Condition	Azimuth	Height	Comment	AF	CL	PA
	(Hz)	(dBuV/m)	(dBuV/m)	(dB)	(dBuV)	(m)		(°)	(m)		(dB)	(dB)	(dB)
PK	4.8903G	50.56	74.00	-23.44	46.03	3	Vertical	3	1.87	-	33.56	6.34	35.37
AV	4.8932G	35.90	54.00	-18.10	31.37	3	Vertical	3	1.87	-	33.57	6.34	35.38
PK	7.3346G	53.24	74.00	-20.76	43.90	3	Vertical	258	2.04	-	36.84	7.90	35.40
AV	7.331G	38.58	54.00	-15.42	29.26	3	Vertical	258	2.04	-	36.82	7.90	35.40

802.11ax HEW40-BF_Nss1,(MCS0)_4TX

2437MHz_TX

28/12/2020

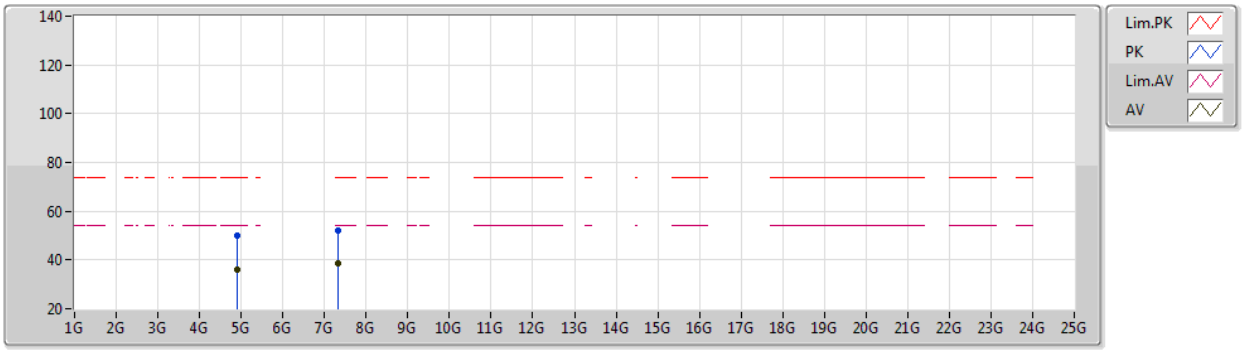

EUT Y_4TX
Setting 27
03-C-C-5

Type	Freq	Level	Limit	Margin	Raw	Dist	Condition	Azimuth	Height	Comment	AF	CL	PA
	(Hz)	(dBuV/m)	(dBuV/m)	(dB)	(dBuV)	(m)		(°)	(m)		(dB)	(dB)	(dB)
PK	4.895G	50.02	74.00	-23.98	45.48	3	Horizontal	163	1.21	-	33.58	6.34	35.38
AV	4.893G	35.94	54.00	-18.06	31.41	3	Horizontal	163	1.21	-	33.57	6.34	35.38
PK	7.3346G	52.14	74.00	-21.86	42.80	3	Horizontal	2	2.48	-	36.84	7.90	35.40
AV	7.3311G	38.50	54.00	-15.50	29.18	3	Horizontal	2	2.48	-	36.82	7.90	35.40

802.11ax HEW40-BF_Nss1,(MCS0)_4TX

2452MHz_TX

28/12/2020

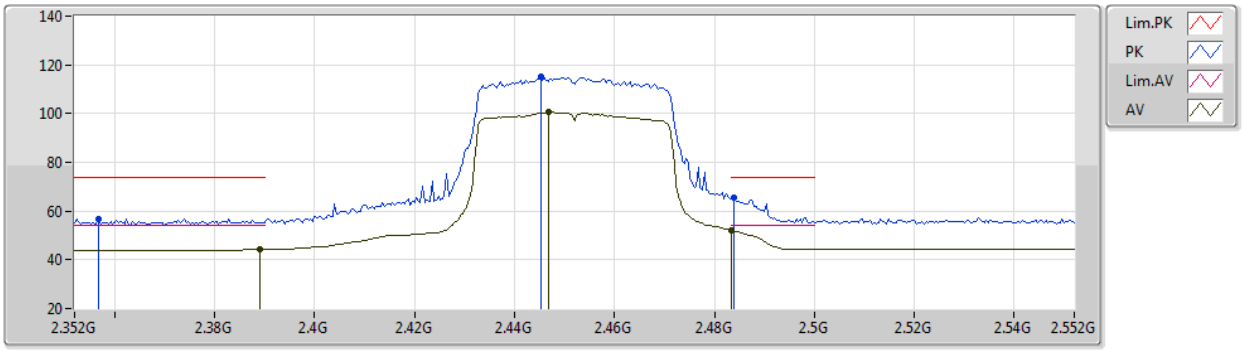

EUT Y_4TX
Setting 24
03-C-C-5

Type	Freq	Level	Limit	Margin	Raw	Dist	Condition	Azimuth	Height	Comment	AF	CL	PA
	(Hz)	(dBuV/m)	(dBuV/m)	(dB)	(dBuV)	(m)		(°)	(m)		(dB)	(dB)	(dB)
PK	2.3568G	56.87	74.00	-17.13	25.31	3	Vertical	148	1.83	-	28.10	3.46	-
AV	2.3892G	44.31	54.00	-9.69	12.72	3	Vertical	148	1.83	-	28.10	3.49	-
PK	2.4452G	114.95	Inf	-Inf	83.21	3	Vertical	148	1.83	-	28.19	3.55	-
AV	2.4468G	100.60	Inf	-Inf	68.86	3	Vertical	148	1.83	-	28.19	3.55	-
PK	2.484G	65.46	74.00	-8.54	33.48	3	Vertical	148	1.83	-	28.40	3.58	-
AV	2.4835G	51.88	54.00	-2.12	19.90	3	Vertical	148	1.83	-	28.40	3.58	-

802.11ax HEW40-BF_Nss1,(MCS0)_4TX

2452MHz_TX

28/12/2020

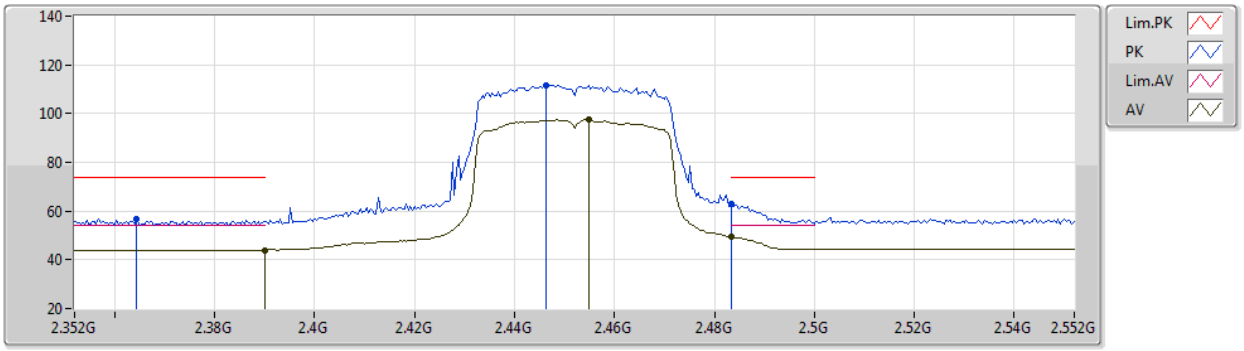

EUT Y_4TX
Setting 24
03-C-C-5

Type	Freq	Level	Limit	Margin	Raw	Dist	Condition	Azimuth	Height	Comment	AF	CL	PA
	(Hz)	(dBuV/m)	(dBuV/m)	(dB)	(dBuV)	(m)		(°)	(m)		(dB)	(dB)	(dB)
PK	2.3644G	56.62	74.00	-17.38	25.06	3	Horizontal	43	1.08	-	28.10	3.46	-
AV	2.39G	44.05	54.00	-9.95	12.46	3	Horizontal	43	1.08	-	28.10	3.49	-
PK	2.4464G	111.80	Inf	-Inf	80.06	3	Horizontal	43	1.08	-	28.19	3.55	-
AV	2.4548G	97.54	Inf	-Inf	65.76	3	Horizontal	43	1.08	-	28.23	3.55	-
PK	2.4835G	62.94	74.00	-11.06	30.96	3	Horizontal	43	1.08	-	28.40	3.58	-
AV	2.4835G	49.48	54.00	-4.52	17.50	3	Horizontal	43	1.08	-	28.40	3.58	-

802.11ax HEW40-BF_Nss1,(MCS0)_4TX

2452MHz_TX

28/12/2020

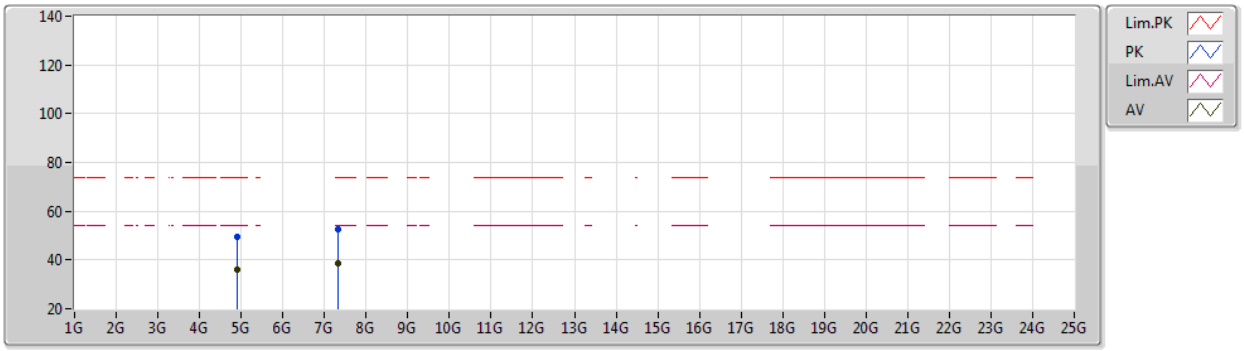

EUT Y_4TX
Setting 24
03-C-C-5

Type	Freq	Level	Limit	Margin	Raw	Dist	Condition	Azimuth	Height	Comment	AF	CL	PA
	(Hz)	(dBuV/m)	(dBuV/m)	(dB)	(dBuV)	(m)		(°)	(m)		(dB)	(dB)	(dB)
PK	4.892G	49.55	74.00	-24.45	45.02	3	Vertical	346	2.98	-	33.57	6.34	35.38
AV	4.893G	35.86	54.00	-18.14	31.33	3	Vertical	346	2.98	-	33.57	6.34	35.38
PK	7.3331G	52.62	74.00	-21.38	43.29	3	Vertical	334	1.80	-	36.83	7.90	35.40
AV	7.3395G	38.49	54.00	-15.51	29.12	3	Vertical	334	1.80	-	36.86	7.91	35.40

802.11ax HEW40-BF_Nss1,(MCS0)_4TX

2452MHz_TX

28/12/2020

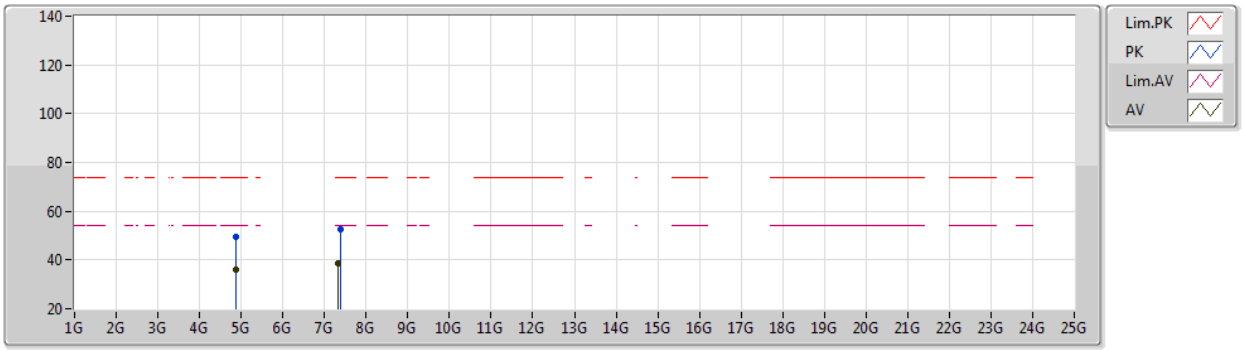

EUT Y_4TX
Setting 24
03-C-C-5

Type	Freq	Level	Limit	Margin	Raw	Dist	Condition	Azimuth	Height	Comment	AF	CL	PA
	(Hz)	(dBuV/m)	(dBuV/m)	(dB)	(dBuV)	(m)		(°)	(m)		(dB)	(dB)	(dB)
PK	4.8805G	49.60	74.00	-24.40	45.12	3	Horizontal	15	1.33	-	33.52	6.32	35.36
AV	4.8852G	35.83	54.00	-18.17	31.33	3	Horizontal	15	1.33	-	33.54	6.33	35.37
PK	7.3714G	52.58	74.00	-21.42	43.17	3	Horizontal	305	1.84	-	36.86	7.96	35.41
AV	7.3375G	38.54	54.00	-15.46	29.18	3	Horizontal	305	1.84	-	36.85	7.91	35.40

Summary

Mode	Result	Type	Freq (Hz)	Level (dBuV/m)	Limit (dBuV/m)	Margin (dB)	Condition
Mode 1	Pass	AV	1.12422G	28.74	54.00	-25.26	Vertical

Mode 1

07/01/2021

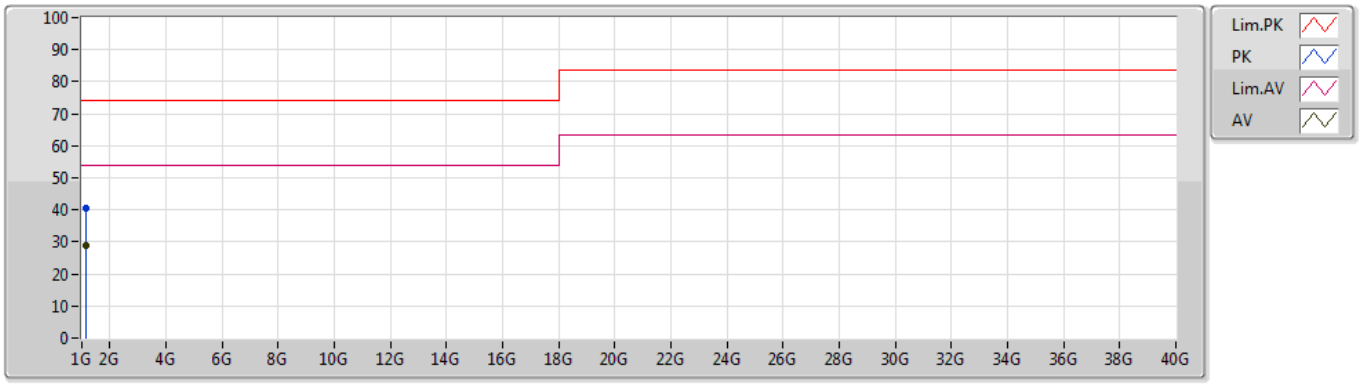

Type	Freq	Level	Limit	Margin	Factor	Dist	Condition	Azimuth	Height	Comment	Raw	AF	CL	PA
	(Hz)	(dBuV/m)	(dBuV/m)	(dB)	(dB)	(m)		(°)	(m)		(dBuV)	(dB)	(dB)	(dB)
PK	1.12543G	40.52	74.00	-33.48	-9.00	3	Vertical	246	1.89	-	49.52	24.86	2.69	36.55
AV	1.12422G	28.74	54.00	-25.26	-9.02	3	Vertical	246	1.89	"Worst"	37.76	24.84	2.69	36.55

Mode 1

07/01/2021

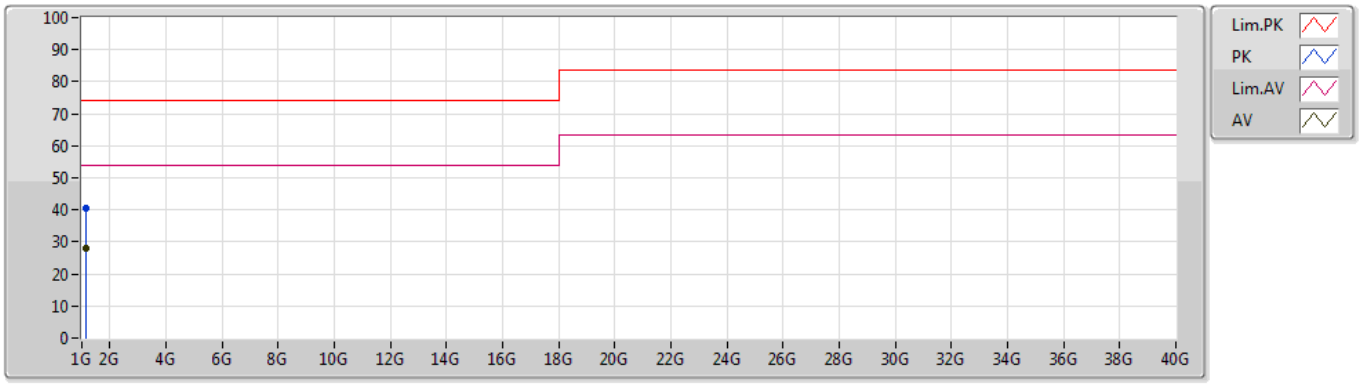

Type	Freq	Level	Limit	Margin	Factor	Dist	Condition	Azimuth	Height	Comment	Raw	AF	CL	PA
	(Hz)	(dBuV/m)	(dBuV/m)	(dB)	(dB)	(m)		(°)	(m)		(dBuV)	(dB)	(dB)	(dB)
PK	1.1251G	40.40	74.00	-33.60	-9.01	3	Horizontal	129	1.57	-	49.41	24.85	2.69	36.55
AV	1.124G	28.08	54.00	-25.92	-9.02	3	Horizontal	129	1.57	"Worst"	37.10	24.84	2.69	36.55