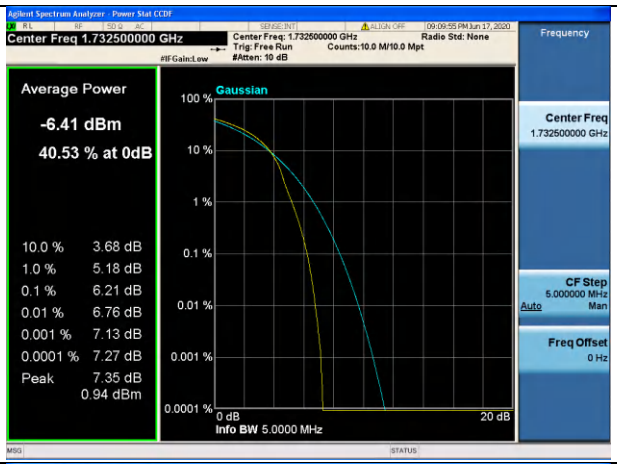
Agilent Spectrum Analyzer - Power Stat CCDF
Center Freq 1.732500000 GHz
Center Freq: 1.732500000 GHz
Trig: Free Run
Counts:10.0 M/10.0 Mpt
#Atten: 10 dB
Radio Std: None
Average Power
-6.41 dBm
40.53 % at 0dB
10.0 % 3.68 dB
1.0 % 5.18 dB
0.1 % 6.21 dB
0.01 % 6.76 dB
0.001 % 7.13 dB
0.0001 % 7.27 dB
Peak 7.35 dB
0.94 dBm
Gaussian
100 %
10 %
1 %
0.1 %
0.01 %
0.001 %
0.0001 %
0 dB
20 dB
Info BW 5.0000 MHz
Frequency
Center Freq
1.732500000 GHz
CF Step
5.000000 MHz
Auto Man
Freq Offset
0 Hz

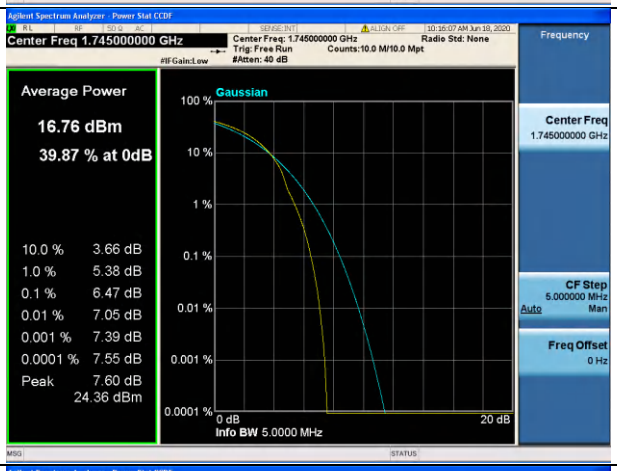
Agilent Spectrum Analyzer - Power Stat CCDF
Center Freq 1.745000000 GHz
Center Freq: 1.745000000 GHz
Trig: Free Run
Counts:10.0 M/10.0 Mpt
#Atten: 40 dB
Radio Std: None
Average Power
16.76 dBm
39.87 % at 0dB
10.0 % 3.66 dB
1.0 % 5.38 dB
0.1 % 6.47 dB
0.01 % 7.05 dB
0.001 % 7.39 dB
0.0001 % 7.55 dB
Peak 7.60 dB
24.36 dBm
Gaussian
100 %
10 %
1 %
0.1 %
0.01 %
0.001 %
0.0001 %
0 dB
20 dB
Info BW 5.0000 MHz
Frequency
Center Freq
1.745000000 GHz
CF Step
5.000000 MHz
Auto Man
Freq Offset
0 Hz

Agilent Spectrum Analyzer - Power Stat CCDF
Center Freq 1.720000000 GHz
Center Freq: 1.720000000 GHz
Trig: Free Run
Counts:10.0 M/10.0 Mpt
#Atten: 40 dB
Radio Std: None
Average Power
14.08 dBm
36.30 % at 0dB
10.0 % 4.58 dB
1.0 % 6.57 dB
0.1 % 7.76 dB
0.01 % 8.38 dB
0.001 % 8.78 dB
0.0001 % 9.14 dB
Peak 10.68 dB
24.76 dBm
Gaussian
100 %
10 %
1 %
0.1 %
0.01 %
0.001 %
0.0001 %
0 dB
20 dB
Info BW 5.0000 MHz
Frequency
Center Freq
1.720000000 GHz
CF Step
5.000000 MHz
Auto Man
Freq Offset
0 Hz

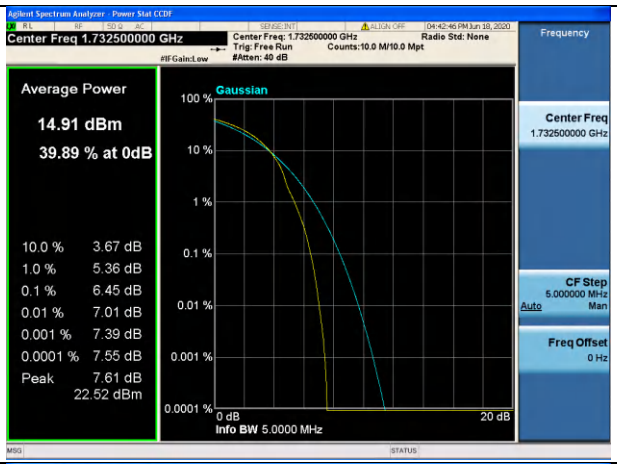
Agilent Spectrum Analyzer - Power Stat CCDF
Center Freq 1.732500000 GHz
Center Freq: 1.732500000 GHz
Trig: Free Run
Counts:10.0 M/10.0 Mpt
#Atten: 40 dB
Radio Std: None
Frequency
Average Power
14.91 dBm
39.89 % at 0dB
10.0 % 3.67 dB
1.0 % 5.36 dB
0.1 % 6.45 dB
0.01 % 7.01 dB
0.001 % 7.39 dB
0.0001 % 7.55 dB
Peak 7.61 dB
22.52 dBm
Gaussian
100 %
10 %
1 %
0.1 %
0.01 %
0.001 %
0.0001 %
0 dB
20 dB
Info BW 5.0000 MHz
Center Freq
1.732500000 GHz
CF Step
5.000000 MHz
Auto Man
Freq Offset
0 Hz

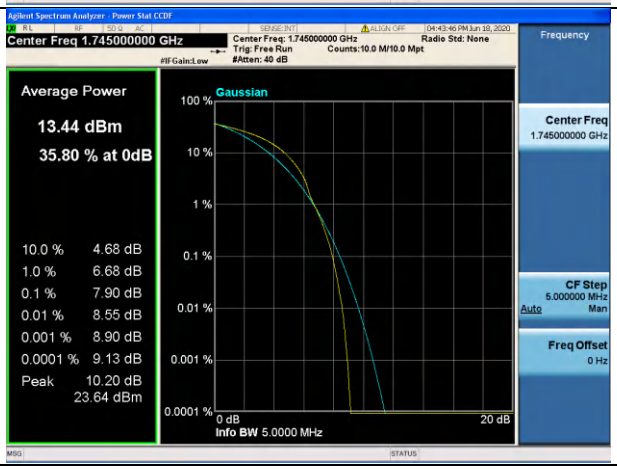
Agilent Spectrum Analyzer - Power Stat CCDF
Center Freq 1.745000000 GHz
Center Freq: 1.745000000 GHz
Trig: Free Run
Counts:10.0 M/10.0 Mpt
#Atten: 40 dB
Radio Std: None
Frequency
Average Power
13.44 dBm
35.80 % at 0dB
10.0 % 4.68 dB
1.0 % 6.68 dB
0.1 % 7.90 dB
0.01 % 8.55 dB
0.001 % 8.90 dB
0.0001 % 9.13 dB
Peak 10.20 dB
23.64 dBm
Gaussian
100 %
10 %
1 %
0.1 %
0.01 %
0.001 %
0.0001 %
0 dB
20 dB
Info BW 5.0000 MHz
Center Freq
1.745000000 GHz
CF Step
5.000000 MHz
Auto Man
Freq Offset
0 Hz

5. Spurious Emission

5.1 Test Graph(1.4MHz Bandwidth)

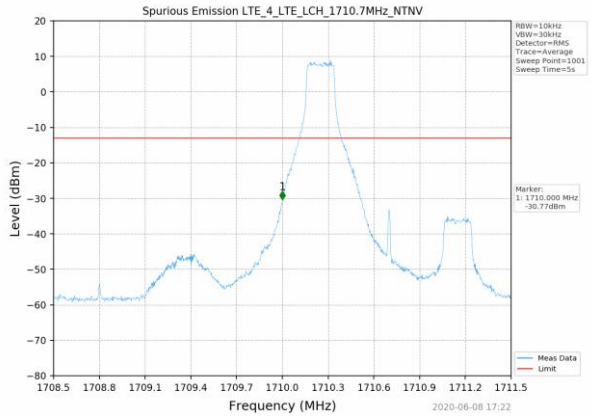

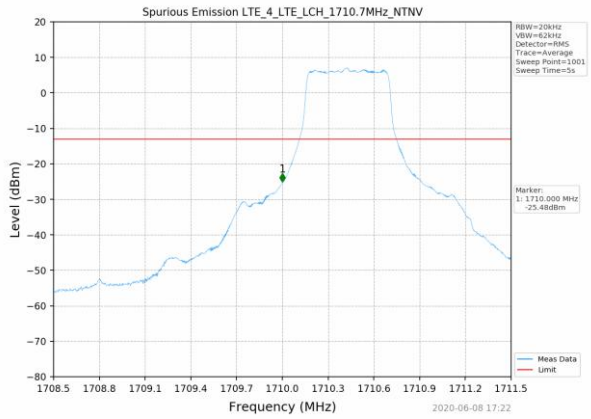

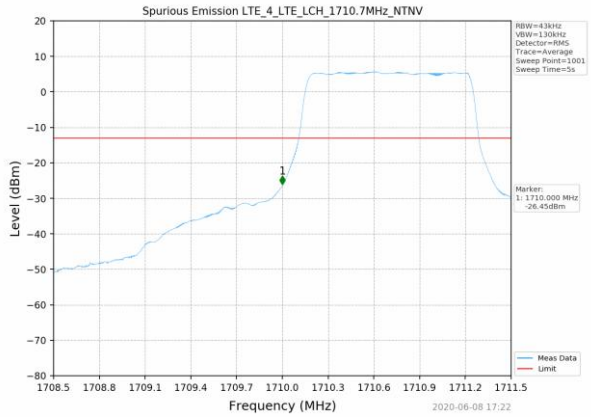

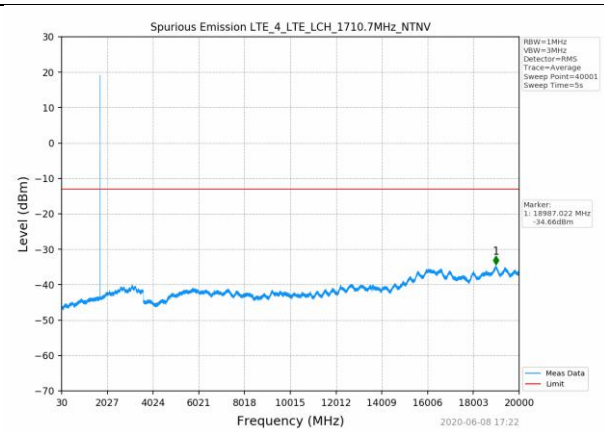
Spurious Emission LTE_4_LTE_LCH_1710.7MHz_NTNV
RBW=1MHz
VBW=3MHz
Detector=RMS
Trace=Average
Sweep Point=40001
Sweep Time=5s
Marker:
1: 18987.022 MHz
-34.66dBm
Level (dBm)
Frequency (MHz)
Meas Data
Limit
2020-06-08 17:22

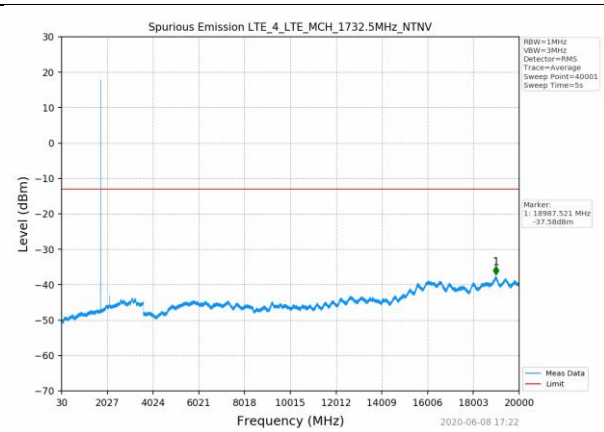
Spurious Emission LTE_4_LTE_MCH_1732.5MHz_NTNV
RBW=1MHz
VBW=3MHz
Detector=RMS
Trace=Average
Sweep Point=40001
Sweep Time=5s
Marker:
1: 18987.521 MHz
-37.58dBm
Level (dBm)
Frequency (MHz)
Meas Data
Limit
2020-06-08 17:22

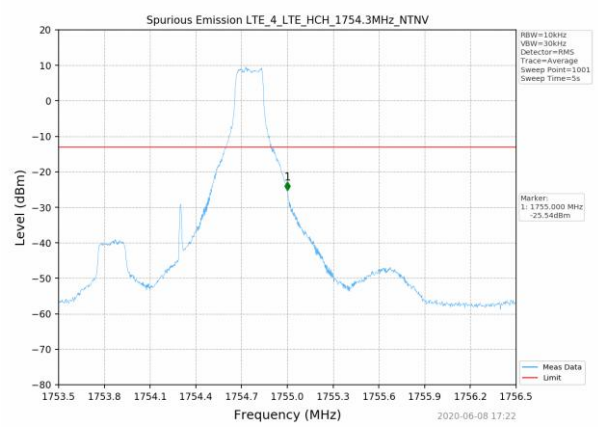
Spurious Emission LTE_4_LTE_HCH_1754.3MHz_NTNV
RBW=10kHz
VBW=30kHz
Detector=RMS
Trace=Average
Sweep Point=1001
Sweep Time=5s
Marker:
1: 1755.000 MHz
-25.54dBm
Level (dBm)
Frequency (MHz)
Meas Data
Limit
2020-06-08 17:22

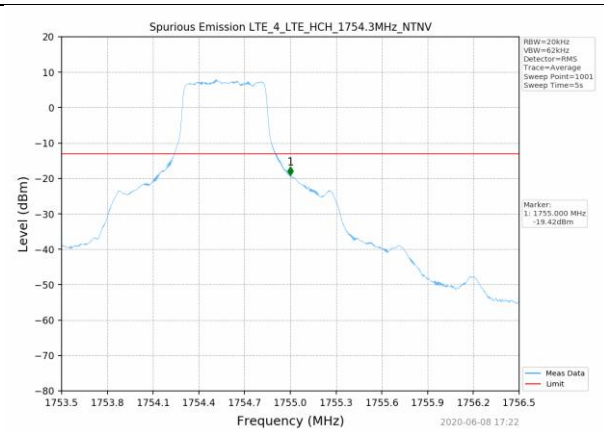
Spurious Emission LTE_4_LTE_HCH_1754.3MHz_NTNV
RBW=20kHz
VBW=62kHz
Detector=RMS
Trace=Average
Sweep Point=1001
Sweep Time=5s
Marker:
1: 1755.000 MHz
-19.42dBm
Meas Data
Limit
Level (dBm)
Frequency (MHz)
2020-06-08 17:22

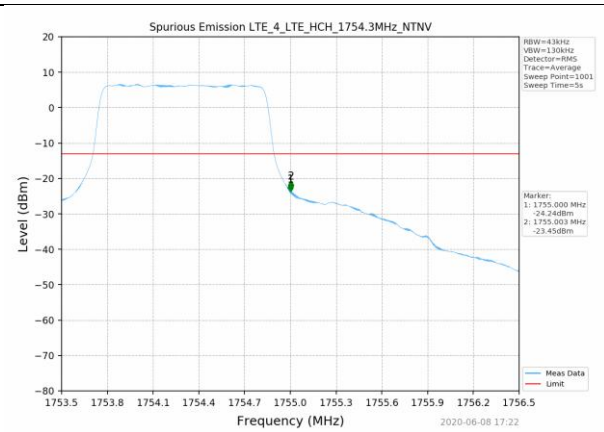
Spurious Emission LTE_4_LTE_HCH_1754.3MHz_NTNV
RBW=43kHz
VBW=130kHz
Detector=RMS
Trace=Average
Sweep Point=1001
Sweep Time=5s
Marker:
1: 1755.000 MHz
-24.24dBm
2: 1755.003 MHz
-23.45dBm
Meas Data
Limit
Level (dBm)
Frequency (MHz)
2020-06-08 17:22

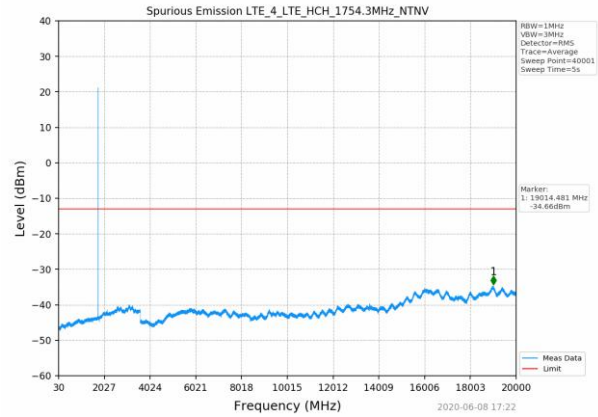
Spurious Emission LTE_4_LTE_HCH_1754.3MHz_NTNV
RBW=1MHz
VBW=3MHz
Detector=RMS
Trace=Average
Sweep Point=40001
Sweep Time=5s
Marker:
1: 19014.481 MHz
-34.66dBm
Meas Data
Limit
Level (dBm)
Frequency (MHz)
2020-06-08 17:22

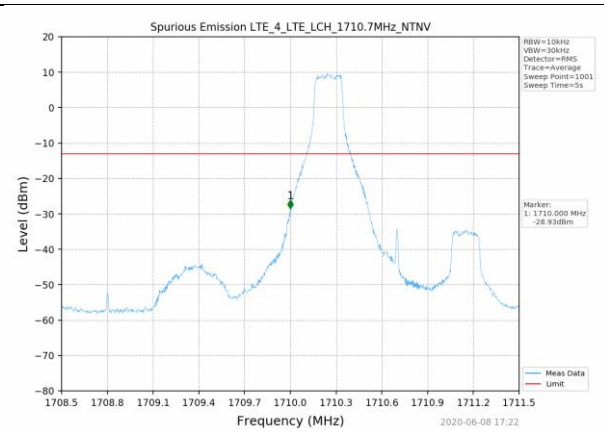
Spurious Emission LTE_4_LTE_LCH_1710.7MHz_NTNV
RBW=10kHz
VBW=30kHz
Detector=RMS
Trace=Average
Sweep Point=1001
Sweep Time=5s
Marker:
1: 1710.000 MHz
-28.93dBm
Meas Data
Limit
Level (dBm)
Frequency (MHz)
2020-06-08 17:22

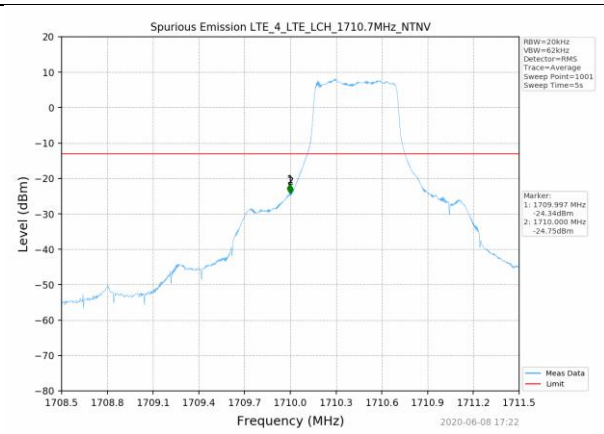
Spurious Emission LTE_4_LTE_LCH_1710.7MHz_NTNV
RBW=20kHz
VBW=62kHz
Detector=RMS
Trace=Average
Sweep Point=1001
Sweep Time=5s
Marker:
1: 1709.997 MHz
-24.34dBm
2: 1710.000 MHz
-24.75dBm
Meas Data
Limit
Level (dBm)
Frequency (MHz)
2020-06-08 17:22

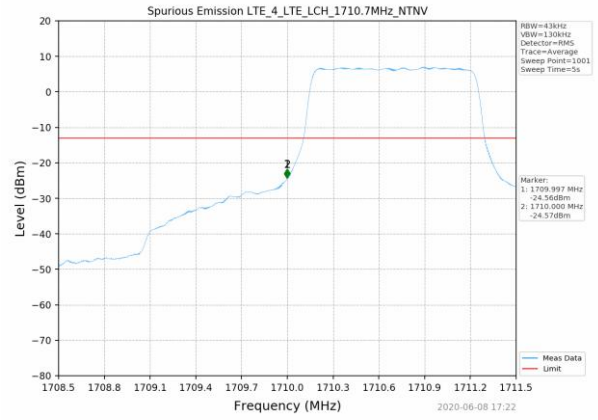
Spurious Emission LTE_4_LTE_LCH_1710.7MHz_NTNV
RBW=43kHz
VBW=130kHz
Detector=RMS
Trace=Average
Sweep Point=1001
Sweep Time=5s
Marker:
1: 1709.997 MHz
-24.56dBm
2: 1710.000 MHz
-24.57dBm
Meas Data
Limit
Level (dBm)
Frequency (MHz)
2020-06-08 17:22

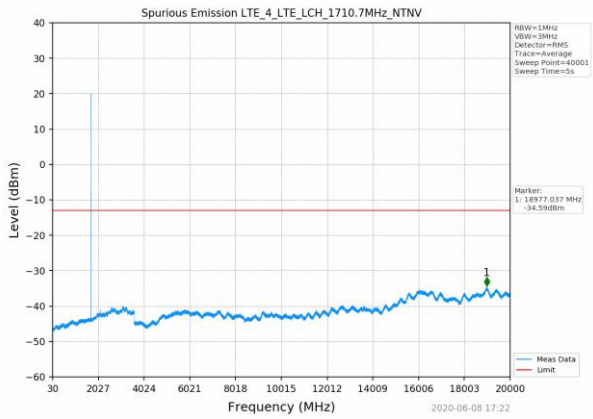
Spurious Emission LTE_4_LTE_LCH_1710.7MHz_NTNV
RBW=1MHz
VBW=3MHz
Detector=RMS
Trace=Average
Sweep Point=40001
Sweep Time=5s
Marker:
1: 18977.037 MHz
-34.59dBm
Level (dBm)
Frequency (MHz)
Meas Data
Limit
2020-06-08 17:22

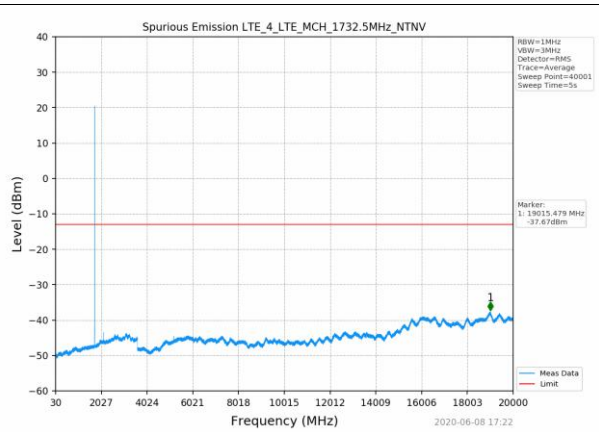
Spurious Emission LTE_4_LTE_MCH_1732.5MHz_NTNV
RBW=1MHz
VBW=3MHz
Detector=RMS
Trace=Average
Sweep Point=40001
Sweep Time=5s
Marker:
1: 19015.479 MHz
-37.67dBm
Level (dBm)
Frequency (MHz)
Meas Data
Limit
2020-06-08 17:22

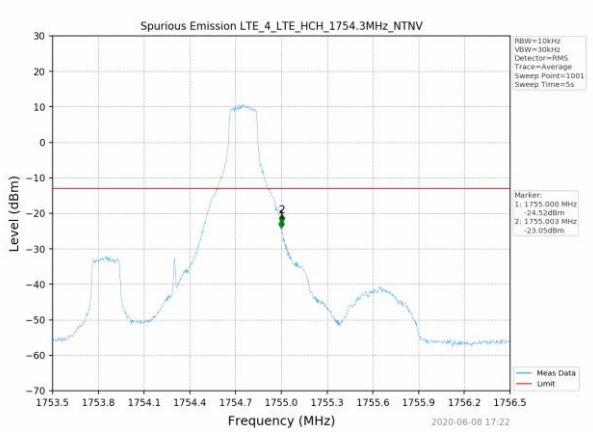
Spurious Emission LTE_4_LTE_HCH_1754.3MHz_NTNV
RBW=10kHz
VBW=30kHz
Detector=RMS
Trace=Average
Sweep Point=1001
Sweep Time=5s
Marker:
1: 1755.000 MHz
-24.52dBm
2: 1755.003 MHz
-23.05dBm
Level (dBm)
Frequency (MHz)
Meas Data
Limit
2020-06-08 17:22

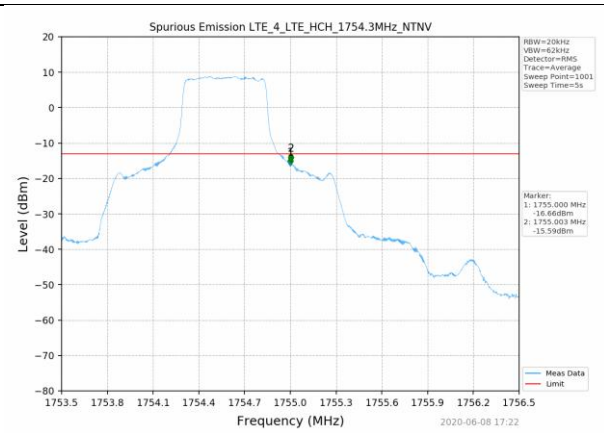
Spurious Emission LTE_4_LTE_HCH_1754.3MHz_NTNV
RBW=20kHz
VBW=62kHz
Detector=RMS
Trace=Average
Sweep Point=1001
Sweep Time=5s
Marker:
1: 1755.000 MHz
-16.66dBm
2: 1755.003 MHz
-15.59dBm
Meas Data
Limit
Level (dBm)
Frequency (MHz)
2020-06-08 17:22

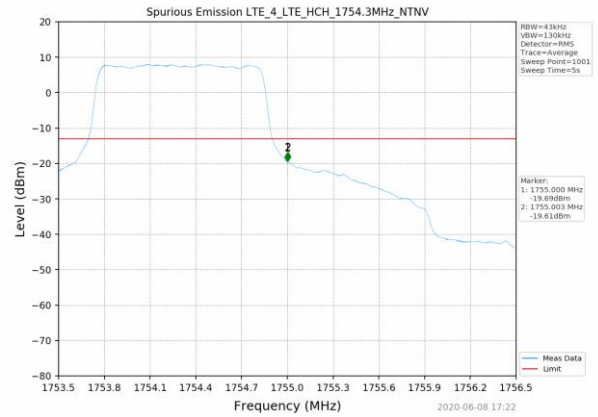
Spurious Emission LTE_4_LTE_HCH_1754.3MHz_NTNV
RBW=43kHz
VBW=130kHz
Detector=RMS
Trace=Average
Sweep Point=1001
Sweep Time=5s
Marker:
1: 1755.000 MHz
-19.69dBm
2: 1755.003 MHz
-19.61dBm
Meas Data
Limit
Level (dBm)
Frequency (MHz)
2020-06-08 17:22

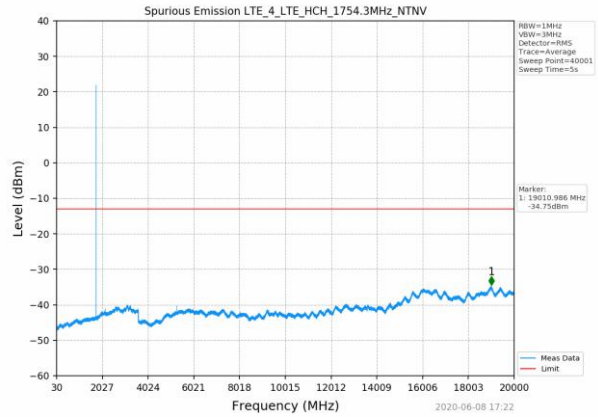
Spurious Emission LTE_4_LTE_HCH_1754.3MHz_NTNV
RBW=1MHz
VBW=3MHz
Detector=RMS
Trace=Average
Sweep Point=40001
Sweep Time=5s
Marker:
1: 19010.986 MHz
-34.75dBm
Meas Data
Limit
Level (dBm)
Frequency (MHz)
2020-06-08 17:22

5.2 Test Graph(3MHz Bandwidth)

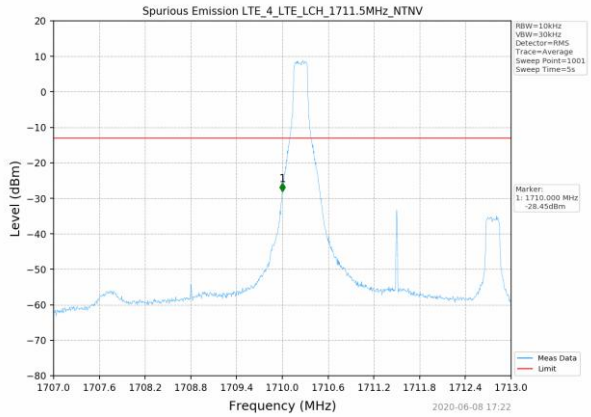

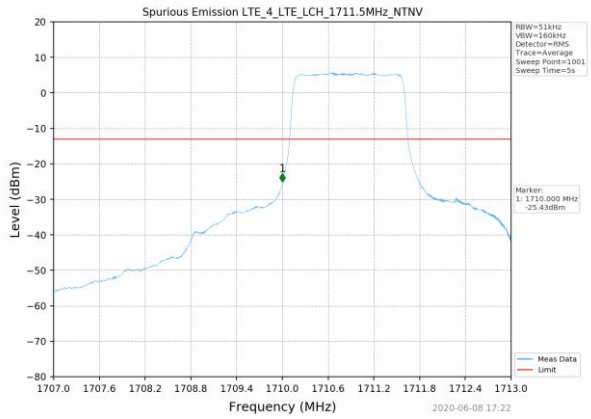

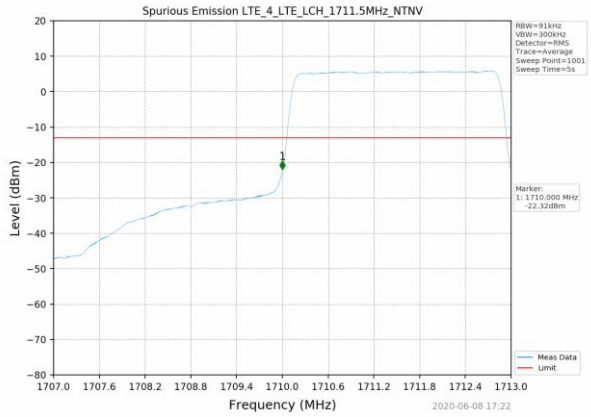

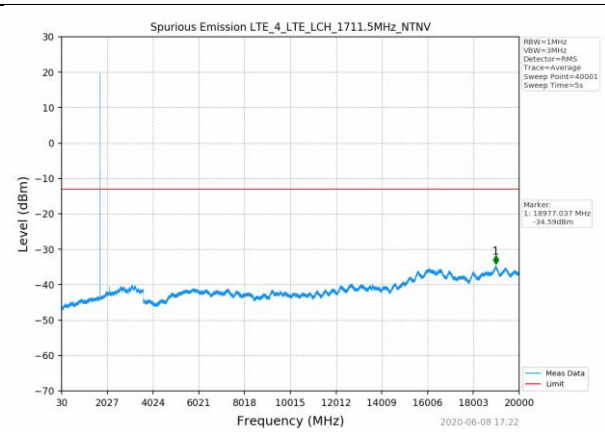
Spurious Emission LTE_4_LTE_LCH_1711.5MHz_NTNV
RBW=1MHz
VBW=3MHz
Detector=RMS
Trace=Average
Sweep Point=40001
Sweep Time=5s
Marker:
1: 18977.037 MHz
-34.59dBm
Level (dBm)
Frequency (MHz)
Meas Data
Limit
2020-06-08 17:22

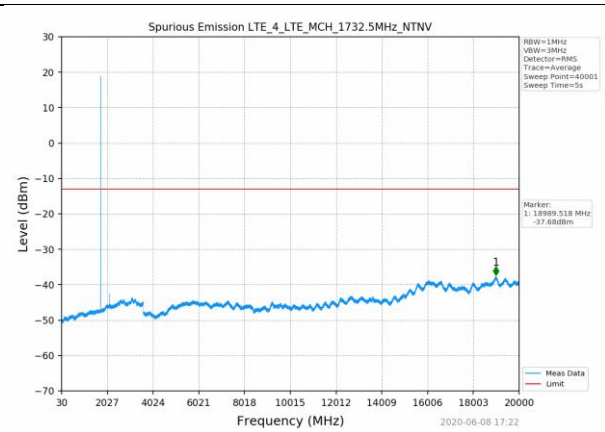
Spurious Emission LTE_4_LTE_MCH_1732.5MHz_NTNV
RBW=1MHz
VBW=3MHz
Detector=RMS
Trace=Average
Sweep Point=40001
Sweep Time=5s
Marker:
1: 18989.518 MHz
-37.68dBm
Level (dBm)
Frequency (MHz)
Meas Data
Limit
2020-06-08 17:22

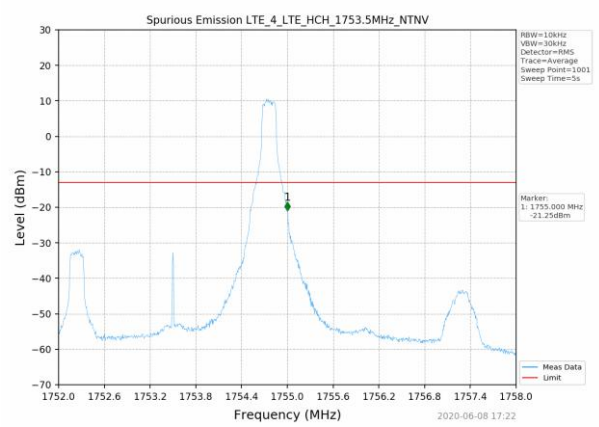
Spurious Emission LTE_4_LTE_HCH_1753.5MHz_NTNV
RBW=10kHz
VBW=30kHz
Detector=RMS
Trace=Average
Sweep Point=1001
Sweep Time=5s
Marker:
1: 1755.000 MHz
-21.25dBm
Level (dBm)
Frequency (MHz)
Meas Data
Limit
2020-06-08 17:22

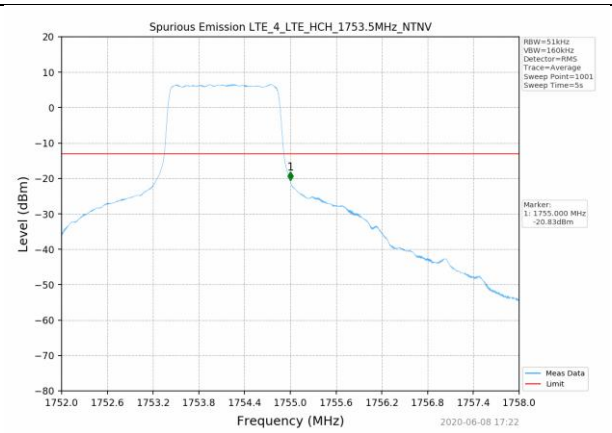
Spurious Emission LTE_4_LTE_HCH_1753.5MHz_NTNV
RBW=51kHz
VBW=160kHz
Detector=RMS
Trace=Average
Sweep Point=1001
Sweep Time=5s
Marker:
1: 1755.000 MHz
-20.83dBm
Meas Data
Limit
Level (dBm)
Frequency (MHz)
2020-06-08 17:22

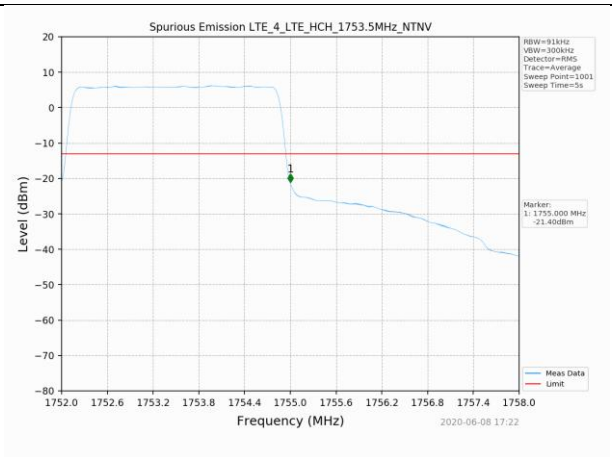
Spurious Emission LTE_4_LTE_HCH_1753.5MHz_NTNV
RBW=91kHz
VBW=300kHz
Detector=RMS
Trace=Average
Sweep Point=1001
Sweep Time=5s
Marker:
1: 1755.000 MHz
-21.40dBm
Meas Data
Limit
Level (dBm)
Frequency (MHz)
2020-06-08 17:22

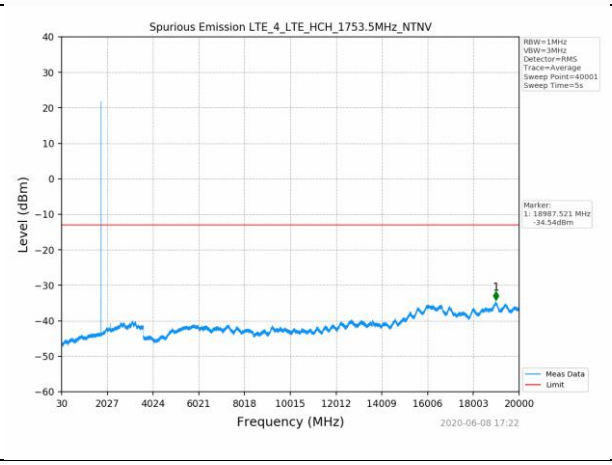
Spurious Emission LTE_4_LTE_HCH_1753.5MHz_NTNV
RBW=1MHz
VBW=3MHz
Detector=RMS
Trace=Average
Sweep Point=40001
Sweep Time=5s
Marker:
1: 18987.521 MHz
-34.54dBm
Meas Data
Limit
Level (dBm)
Frequency (MHz)
2020-06-08 17:22

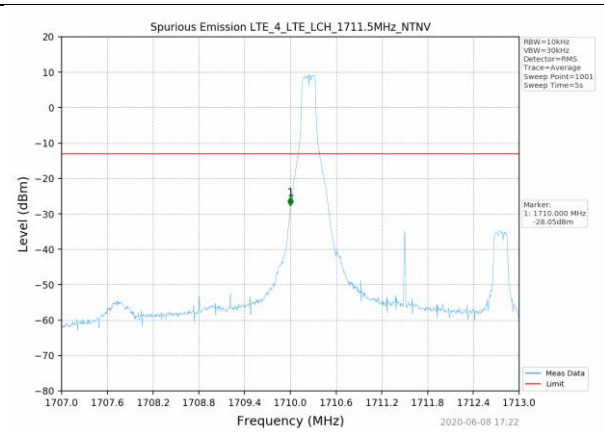
Spurious Emission LTE_4_LTE_LCH_1711.5MHz_NTNV
RBW=10kHz
VBW=30kHz
Detector=RMS
Trace=Average
Sweep Point=1001
Sweep Time=5s
Marker:
1: 1710.000 MHz
-28.05dBm
Meas Data
Limit
Level (dBm)
Frequency (MHz)
2020-06-08 17:22

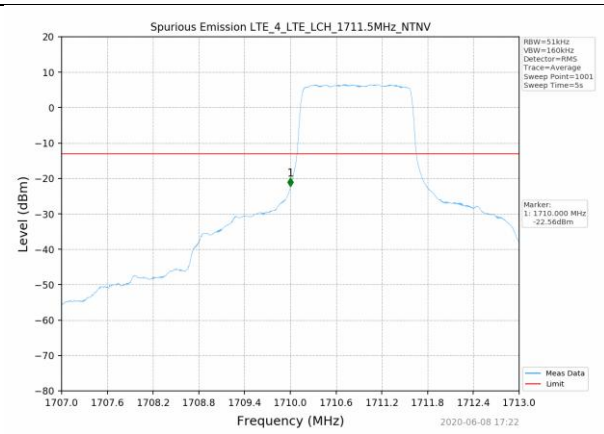
Spurious Emission LTE_4_LTE_LCH_1711.5MHz_NTNV
RBW=51kHz
VBW=160kHz
Detector=RMS
Trace=Average
Sweep Point=1001
Sweep Time=5s
Marker:
1: 1710.000 MHz
-22.56dBm
Meas Data
Limit
Level (dBm)
Frequency (MHz)
2020-06-08 17:22

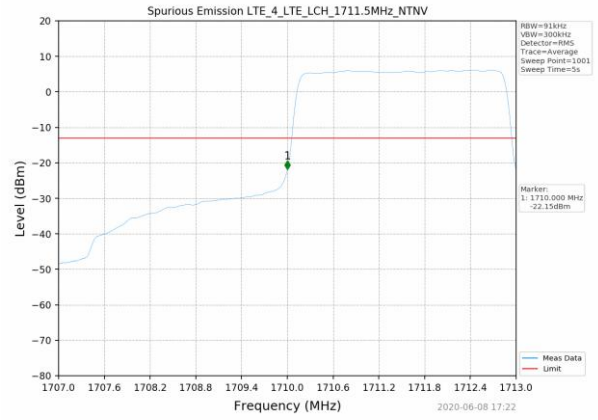
Spurious Emission LTE_4_LTE_LCH_1711.5MHz_NTNV
RBW=91kHz
VBW=300kHz
Detector=RMS
Trace=Average
Sweep Point=1001
Sweep Time=5s
Marker:
1: 1710.000 MHz
-22.15dBm
Meas Data
Limit
Level (dBm)
Frequency (MHz)
2020-06-08 17:22

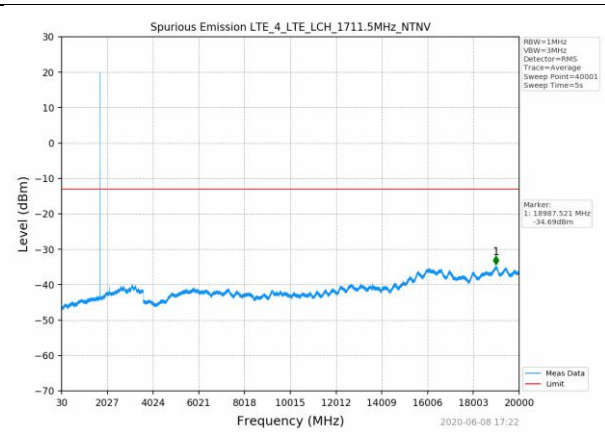
Spurious Emission LTE_4_LTE_LCH_1711.5MHz_NTNV
RBW=1MHz
VBW=3MHz
Detector=RMS
Trace=Average
Sweep Point=40001
Sweep Time=5s
Marker:
1: 18987.521 MHz
-34.69dBm
Level (dBm)
Frequency (MHz)
Meas Data
Limit
2020-06-08 17:22

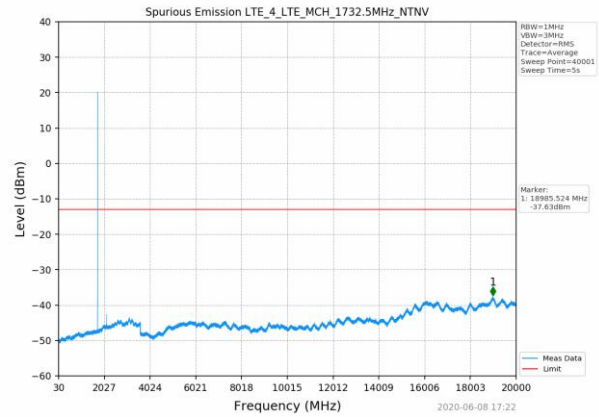
Spurious Emission LTE_4_LTE_MCH_1732.5MHz_NTNV
RBW=1MHz
VBW=3MHz
Detector=RMS
Trace=Average
Sweep Point=40001
Sweep Time=5s
Marker:
1: 18985.524 MHz
-37.63dBm
Level (dBm)
Frequency (MHz)
Meas Data
Limit
2020-06-08 17:22

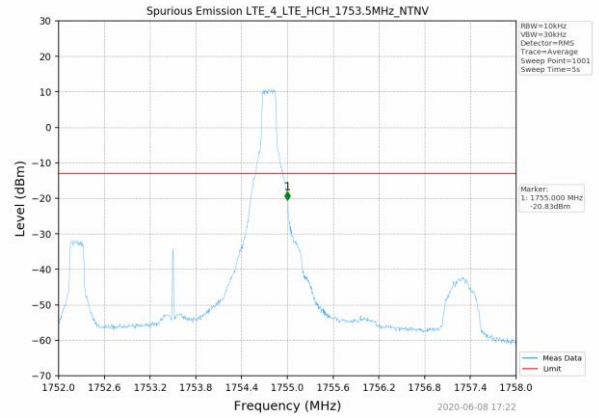
Spurious Emission LTE_4_LTE_HCH_1753.5MHz_NTNV
RBW=10kHz
VBW=30kHz
Detector=RMS
Trace=Average
Sweep Point=1001
Sweep Time=5s
Marker:
1: 1755.000 MHz
-20.83dBm
Level (dBm)
Frequency (MHz)
Meas Data
Limit
2020-06-08 17:22

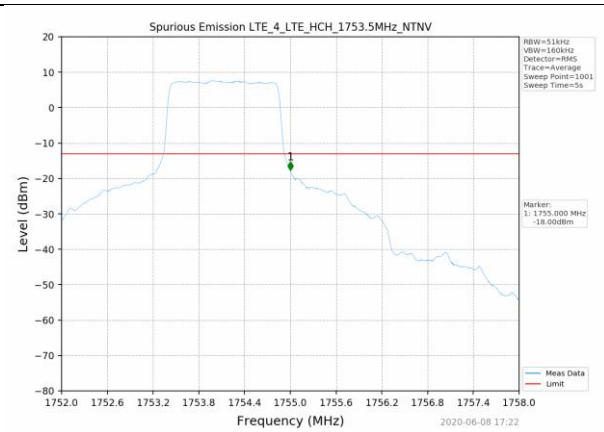
Spurious Emission LTE_4_LTE_HCH_1753.5MHz_NTNV
RBW=51kHz
VBW=160kHz
Detector=RMS
Trace=Average
Sweep Point=1001
Sweep Time=5s
Marker:
1: 1755.000 MHz
-18.00dBm
Meas Data
Limit
Level (dBm)
Frequency (MHz)
2020-06-08 17:22

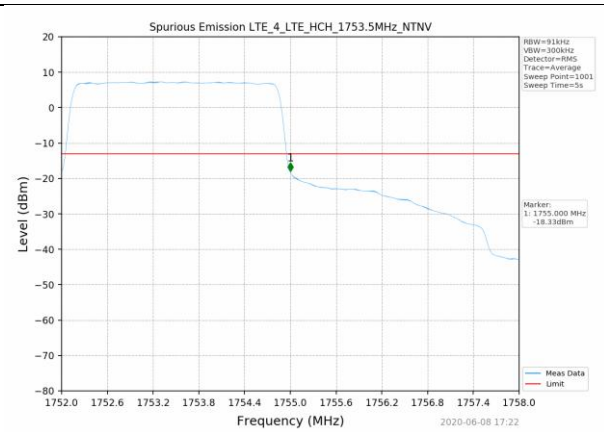
Spurious Emission LTE_4_LTE_HCH_1753.5MHz_NTNV
RBW=91kHz
VBW=300kHz
Detector=RMS
Trace=Average
Sweep Point=1001
Sweep Time=5s
Marker:
1: 1755.000 MHz
-18.33dBm
Meas Data
Limit
Level (dBm)
Frequency (MHz)
2020-06-08 17:22

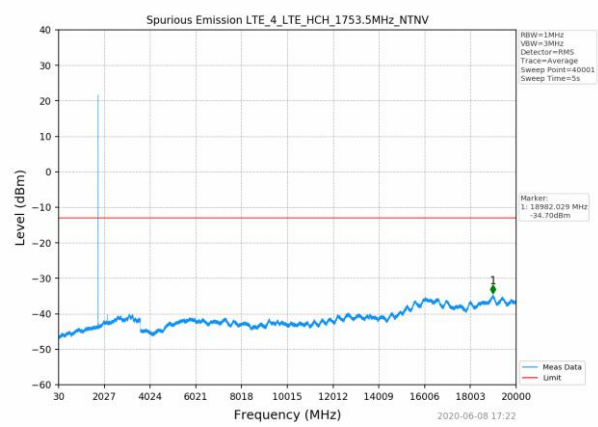
Spurious Emission LTE_4_LTE_HCH_1753.5MHz_NTNV
RBW=1MHz
VBW=3MHz
Detector=RMS
Trace=Average
Sweep Point=40001
Sweep Time=5s
Marker:
1: 18982.029 MHz
-34.70dBm
Meas Data
Limit
Level (dBm)
Frequency (MHz)
2020-06-08 17:22

5.3 Test Graph(5MHz Bandwidth)

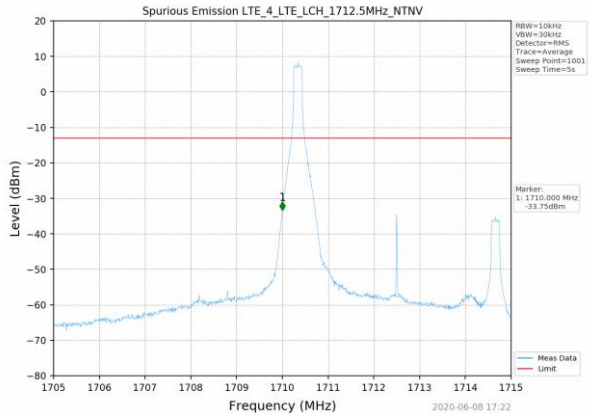

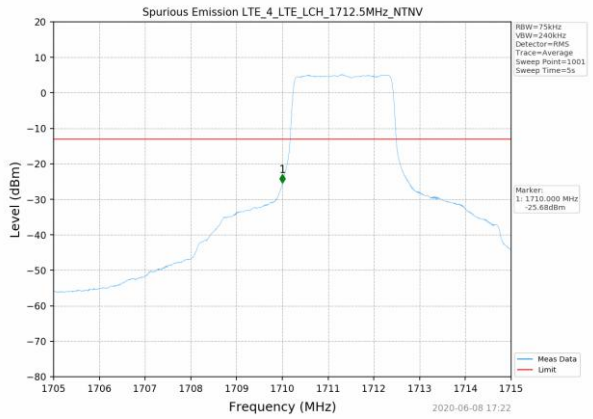

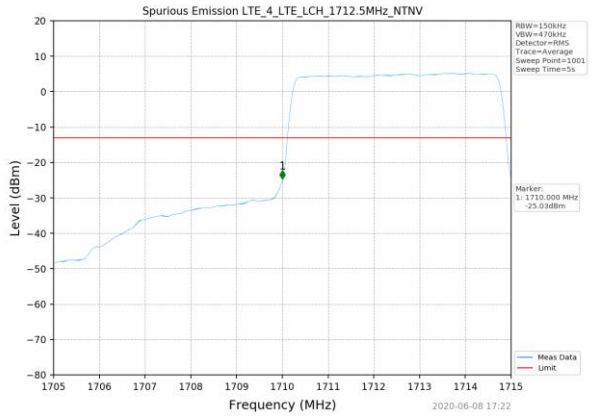

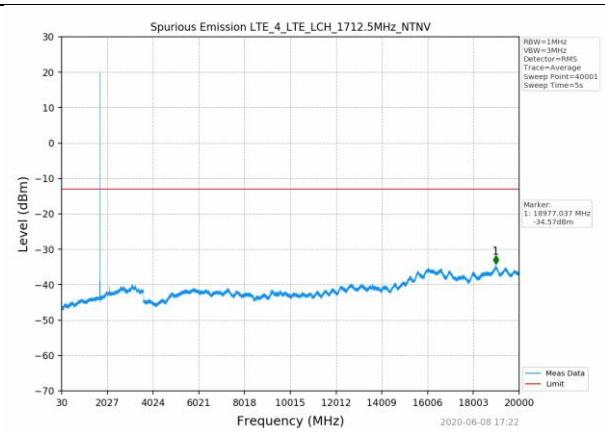
Spurious Emission LTE_4_LTE_LCH_1712.5MHz_NTNV
RBW=1MHz
VBW=3MHz
Detector=RMS
Trace=Average
Sweep Point=40001
Sweep Time=5s
Marker:
1: 18977.037 MHz
-34.57dBm
Level (dBm)
Frequency (MHz)
Meas Data
Limit
2020-06-08 17:22

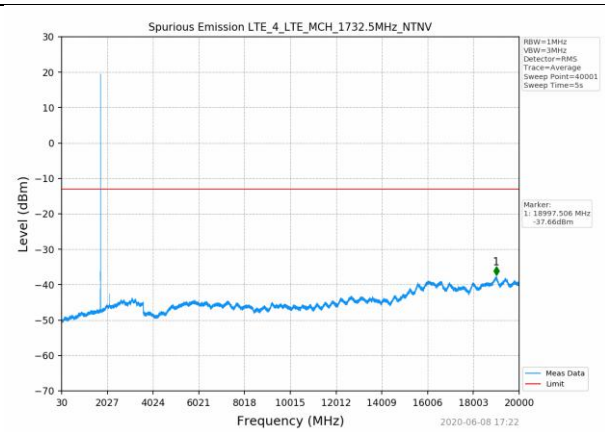
Spurious Emission LTE_4_LTE_MCH_1732.5MHz_NTNV
RBW=1MHz
VBW=3MHz
Detector=RMS
Trace=Average
Sweep Point=40001
Sweep Time=5s
Marker:
1: 18997.506 MHz
-37.66dBm
Level (dBm)
Frequency (MHz)
Meas Data
Limit
2020-06-08 17:22

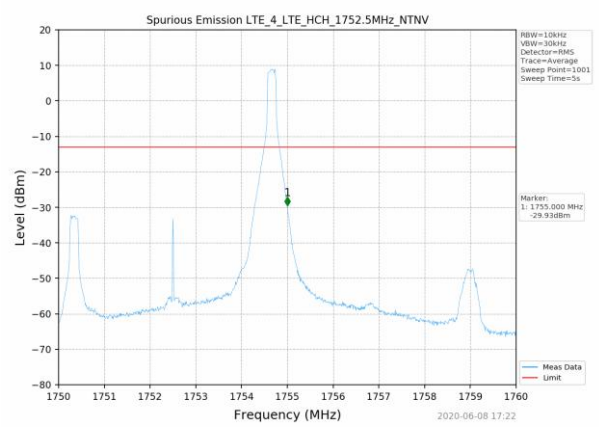
Spurious Emission LTE_4_LTE_HCH_1752.5MHz_NTNV
RBW=10kHz
VBW=30kHz
Detector=RMS
Trace=Average
Sweep Point=1001
Sweep Time=5s
Marker:
1: 1755.000 MHz
-29.93dBm
Level (dBm)
Frequency (MHz)
Meas Data
Limit
2020-06-08 17:22

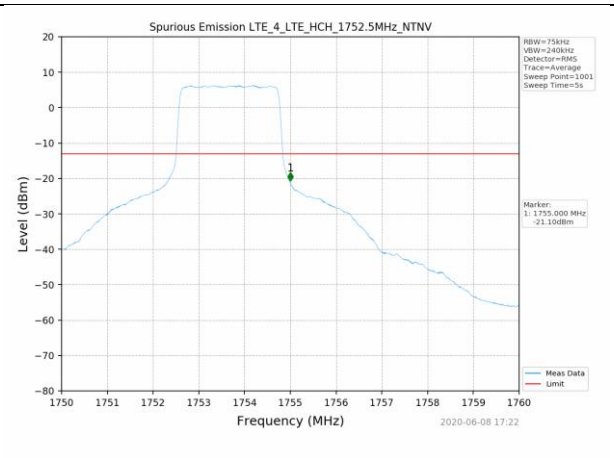
Spurious Emission LTE_4_LTE_HCH_1752.5MHz_NTNV
RBW=75kHz
VBW=240kHz
Detector=RMS
Trace=Average
Sweep Point=1001
Sweep Time=5s
Marker:
1: 1755.000 MHz
-21.10dBm
Meas Data
Limit
Level (dBm)
Frequency (MHz)
2020-06-08 17:22

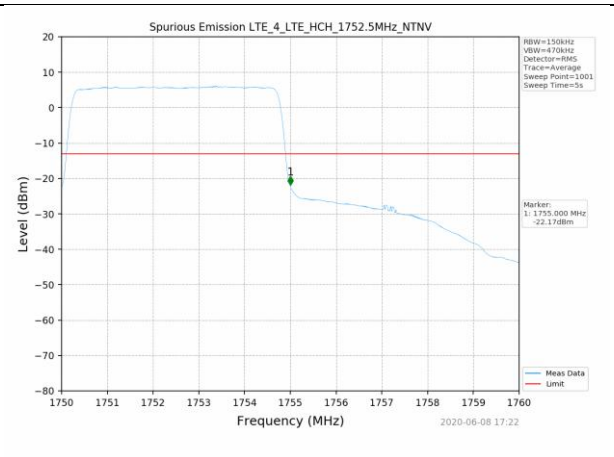
Spurious Emission LTE_4_LTE_HCH_1752.5MHz_NTNV
RBW=150kHz
VBW=470kHz
Detector=RMS
Trace=Average
Sweep Point=1001
Sweep Time=5s
Marker:
1: 1755.000 MHz
-22.17dBm
Meas Data
Limit
Level (dBm)
Frequency (MHz)
2020-06-08 17:22

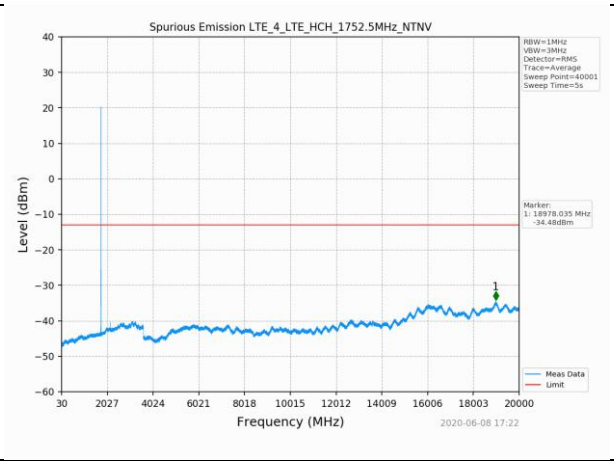
Spurious Emission LTE_4_LTE_HCH_1752.5MHz_NTNV
RBW=1MHz
VBW=3MHz
Detector=RMS
Trace=Average
Sweep Point=40001
Sweep Time=5s
Marker:
1: 18978.035 MHz
-34.48dBm
Meas Data
Limit
Level (dBm)
Frequency (MHz)
2020-06-08 17:22

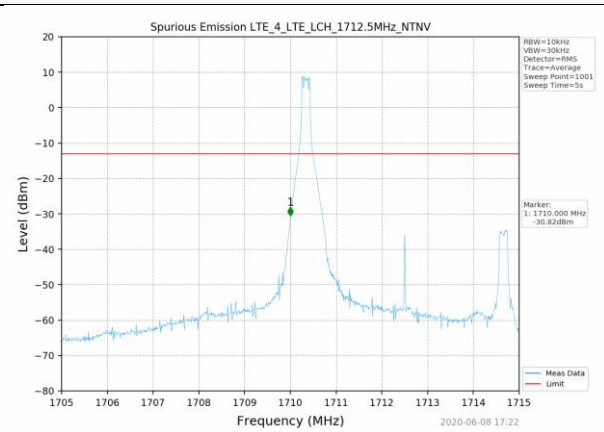
Spurious Emission LTE_4_LTE_LCH_1712.5MHz_NTNV
RBW=10kHz
VBW=30kHz
Detector=RMS
Trace=Average
Sweep Point=1001
Sweep Time=5s
Marker:
1: 1710.000 MHz
-30.82dBm
Meas Data
Limit
Level (dBm)
Frequency (MHz)
2020-06-08 17:22

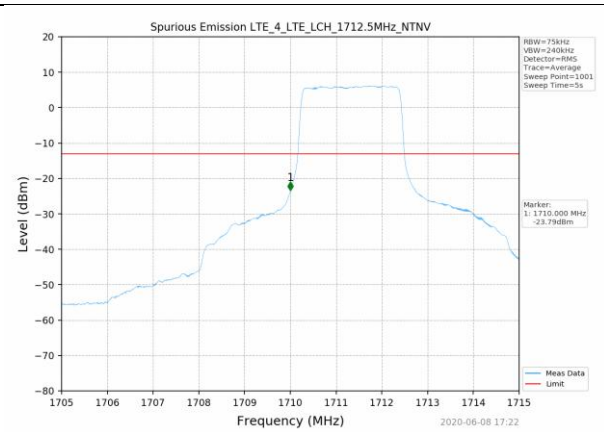
Spurious Emission LTE_4_LTE_LCH_1712.5MHz_NTNV
RBW=75kHz
VBW=240kHz
Detector=RMS
Trace=Average
Sweep Point=1001
Sweep Time=5s
Marker:
1: 1710.000 MHz
-23.79dBm
Meas Data
Limit
Level (dBm)
Frequency (MHz)
2020-06-08 17:22

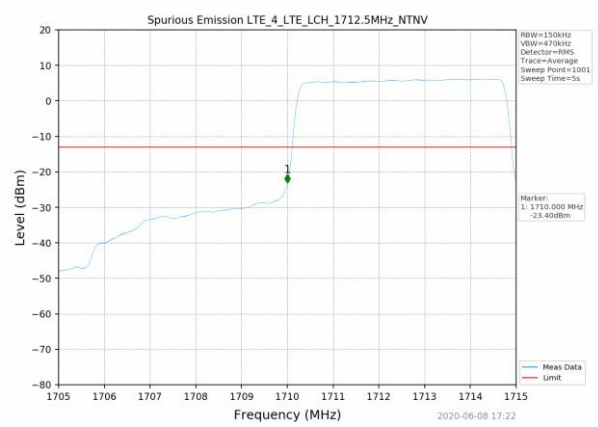
Spurious Emission LTE_4_LTE_LCH_1712.5MHz_NTNV
RBW=150kHz
VBW=470kHz
Detector=RMS
Trace=Average
Sweep Point=1001
Sweep Time=5s
Marker:
1: 1710.000 MHz
-23.40dBm
Meas Data
Limit
Level (dBm)
Frequency (MHz)
2020-06-08 17:22

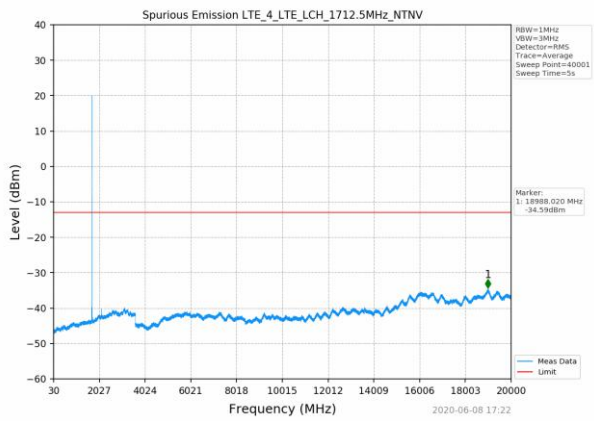
Spurious Emission LTE_4_LTE_LCH_1712.5MHz_NTNV
RBW=1MHz
VBW=3MHz
Detector=RMS
Trace=Average
Sweep Point=40001
Sweep Time=5s
Marker:
1: 18988.020 MHz
-34.59dBm
Level (dBm)
Frequency (MHz)
Meas Data
Limit
2020-06-08 17:22

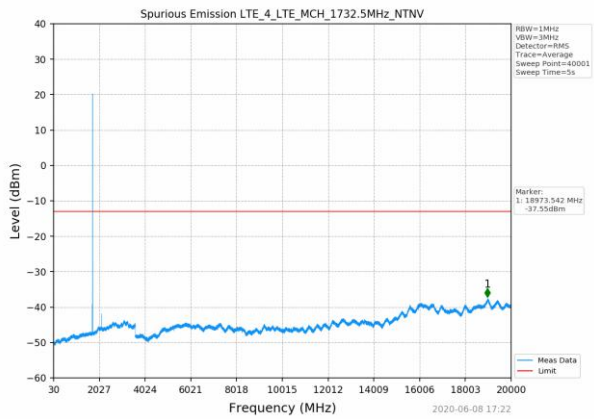
Spurious Emission LTE_4_LTE_MCH_1732.5MHz_NTNV
RBW=1MHz
VBW=3MHz
Detector=RMS
Trace=Average
Sweep Point=40001
Sweep Time=5s
Marker:
1: 18973.542 MHz
-37.55dBm
Level (dBm)
Frequency (MHz)
Meas Data
Limit
2020-06-08 17:22

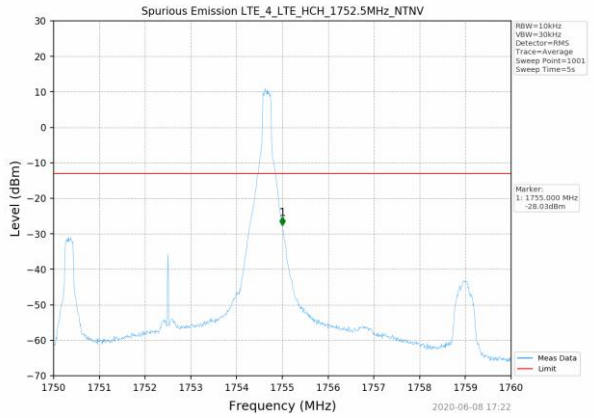
Spurious Emission LTE_4_LTE_HCH_1752.5MHz_NTNV
RBW=10kHz
VBW=30kHz
Detector=RMS
Trace=Average
Sweep Point=1001
Sweep Time=5s
Marker:
1: 1755.000 MHz
-28.03dBm
Level (dBm)
Frequency (MHz)
Meas Data
Limit
2020-06-08 17:22

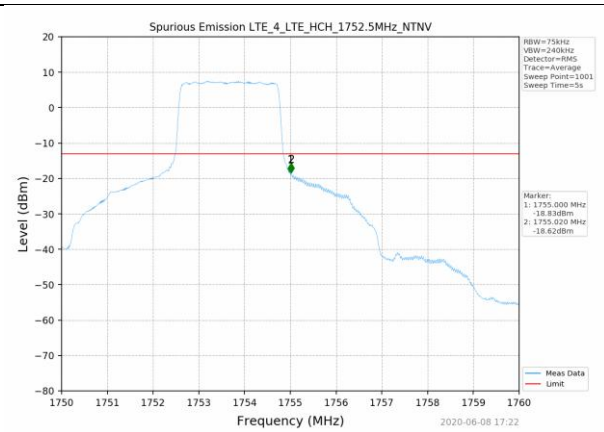
Spurious Emission LTE_4_LTE_HCH_1752.5MHz_NTNV
RBW=75kHz
VBW=240kHz
Detector=RMS
Trace=Average
Sweep Point=1001
Sweep Time=5s
Marker:
1: 1755.000 MHz
-18.83dBm
2: 1755.020 MHz
-18.62dBm
Meas Data
Limit
Level (dBm)
Frequency (MHz)
2020-06-08 17:22

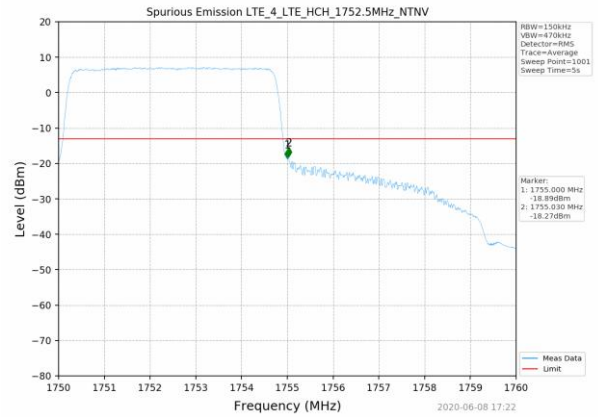
Spurious Emission LTE_4_LTE_HCH_1752.5MHz_NTNV
RBW=150kHz
VBW=470kHz
Detector=RMS
Trace=Average
Sweep Point=1001
Sweep Time=5s
Marker:
1: 1755.000 MHz
-18.89dBm
2: 1755.030 MHz
-18.27dBm
Meas Data
Limit
Level (dBm)
Frequency (MHz)
2020-06-08 17:22

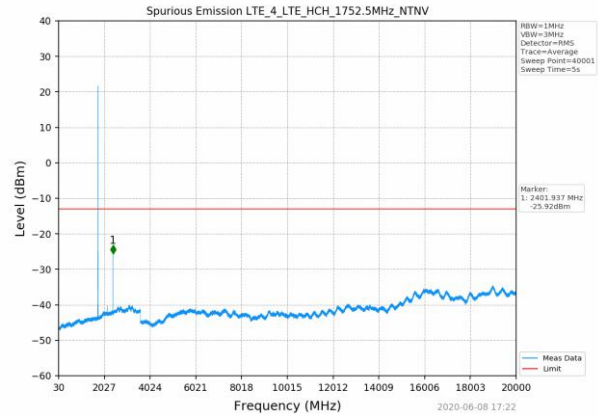
Spurious Emission LTE_4_LTE_HCH_1752.5MHz_NTNV
RBW=1MHz
VBW=3MHz
Detector=RMS
Trace=Average
Sweep Point=40001
Sweep Time=5s
Marker:
1: 2401.937 MHz
-25.92dBm
Meas Data
Limit
Level (dBm)
Frequency (MHz)
2020-06-08 17:22

5.4 Test Graph(10MHz Bandwidth)

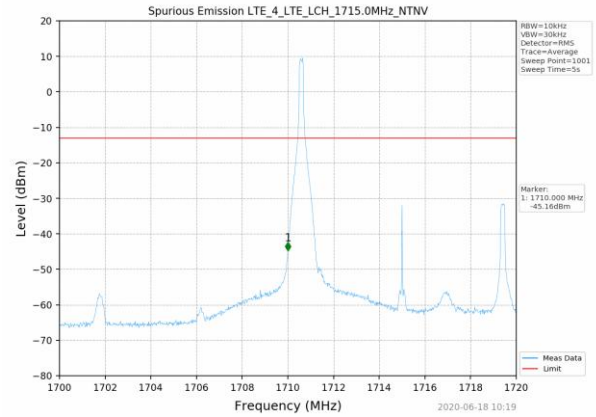

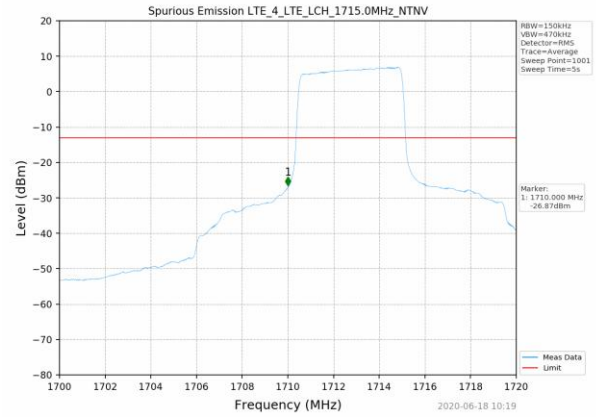

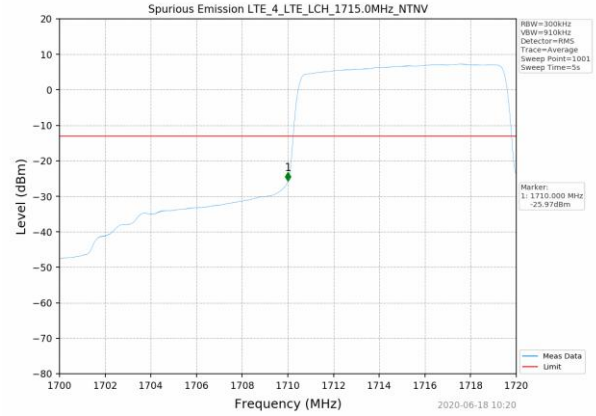

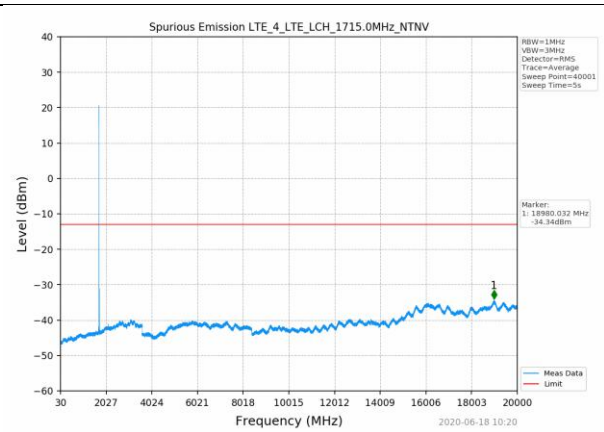
Spurious Emission LTE_4_LTE_LCH_1715.0MHz_NTNV
RBW=1MHz
VBW=3MHz
Detector=RMS
Trace=Average
Sweep Point=40001
Sweep Time=5s
Marker:
1: 18980.032 MHz
-34.34dBm
Level (dBm)
Frequency (MHz)
Meas Data
Limit
2020-06-18 10:20

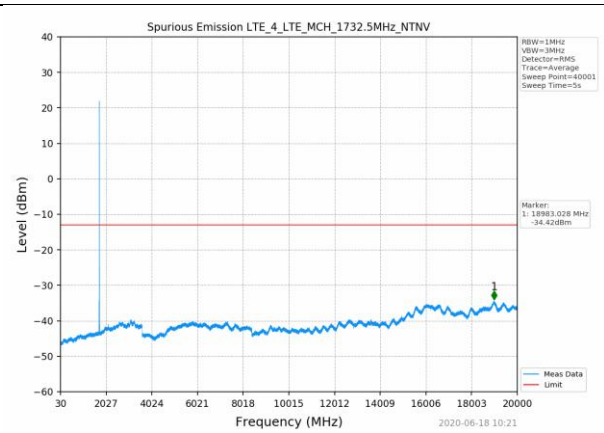
Spurious Emission LTE_4_LTE_MCH_1732.5MHz_NTNV
RBW=1MHz
VBW=3MHz
Detector=RMS
Trace=Average
Sweep Point=40001
Sweep Time=5s
Marker:
1: 18983.028 MHz
-34.42dBm
Level (dBm)
Frequency (MHz)
Meas Data
Limit
2020-06-18 10:21

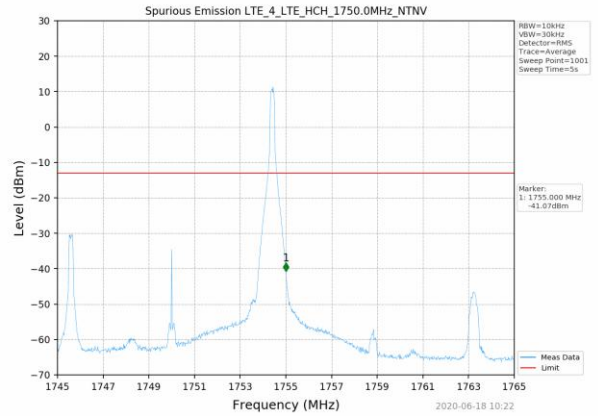
Spurious Emission LTE_4_LTE_HCH_1750.0MHz_NTNV
RBW=10kHz
VBW=30kHz
Detector=RMS
Trace=Average
Sweep Point=1001
Sweep Time=5s
Marker:
1: 1755.000 MHz
-41.07dBm
Level (dBm)
Frequency (MHz)
Meas Data
Limit
2020-06-18 10:22

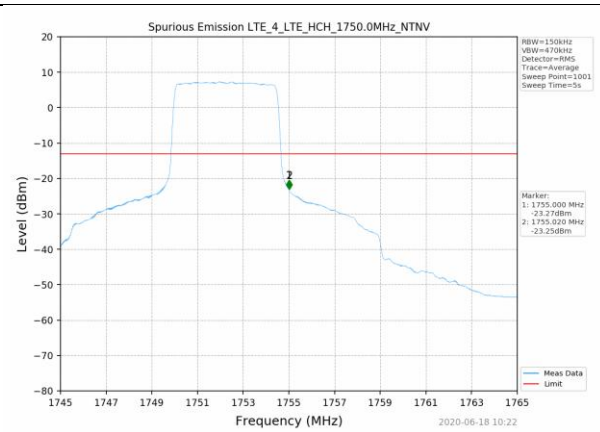
Spurious Emission LTE_4_LTE_HCH_1750.0MHz_NTNV
RBW=150kHz
VBW=470kHz
Detector=RMS
Trace=Average
Sweep Point=1001
Sweep Time=5s
Marker:
1: 1755.000 MHz
-23.27dBm
2: 1755.020 MHz
-23.25dBm
Meas Data
Limit
Level (dBm)
Frequency (MHz)
2020-06-18 10:22

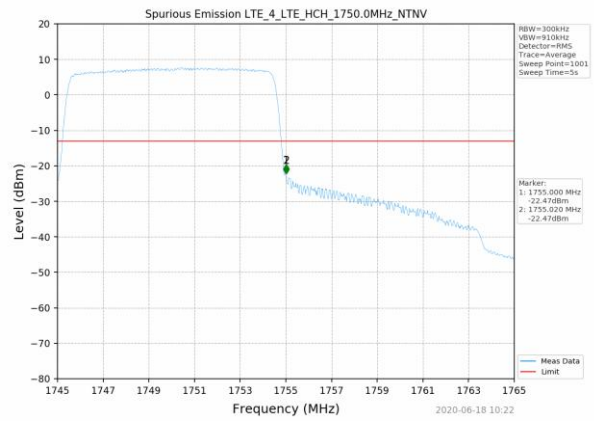
Spurious Emission LTE_4_LTE_HCH_1750.0MHz_NTNV
RBW=300kHz
VBW=910kHz
Detector=RMS
Trace=Average
Sweep Point=1001
Sweep Time=5s
Marker:
1: 1755.000 MHz
-22.47dBm
2: 1755.020 MHz
-22.47dBm
Meas Data
Limit
Level (dBm)
Frequency (MHz)
2020-06-18 10:22

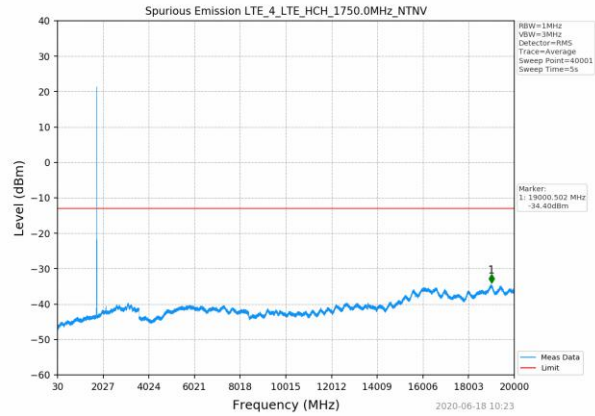
Spurious Emission LTE_4_LTE_HCH_1750.0MHz_NTNV
RBW=1MHz
VBW=3MHz
Detector=RMS
Trace=Average
Sweep Point=40001
Sweep Time=5s
Marker:
1: 19000.502 MHz
-34.40dBm
Meas Data
Limit
Level (dBm)
Frequency (MHz)
2020-06-18 10:23

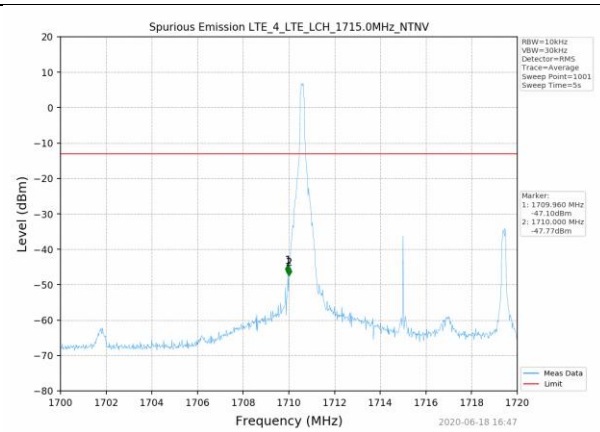
Spurious Emission LTE_4_LTE_LCH_1715.0MHz_NTNV
RBW=10kHz
VBW=30kHz
Detector=RMS
Trace=Average
Sweep Point=1001
Sweep Time=5s
Marker:
1: 1709.960 MHz
-47.10dBm
2: 1710.000 MHz
-47.77dBm
Meas Data
Limit
Level (dBm)
Frequency (MHz)
2020-06-18 16:47

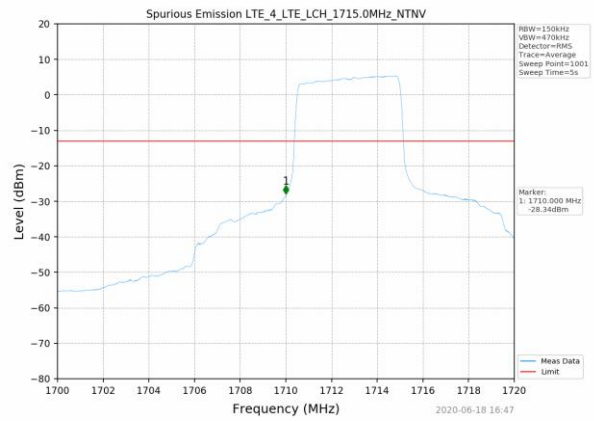
Spurious Emission LTE_4_LTE_LCH_1715.0MHz_NTNV
RBW=150kHz
VBW=470kHz
Detector=RMS
Trace=Average
Sweep Point=1001
Sweep Time=5s
Marker:
1: 1710.000 MHz
-28.34dBm
Meas Data
Limit
Level (dBm)
Frequency (MHz)
2020-06-18 16:47

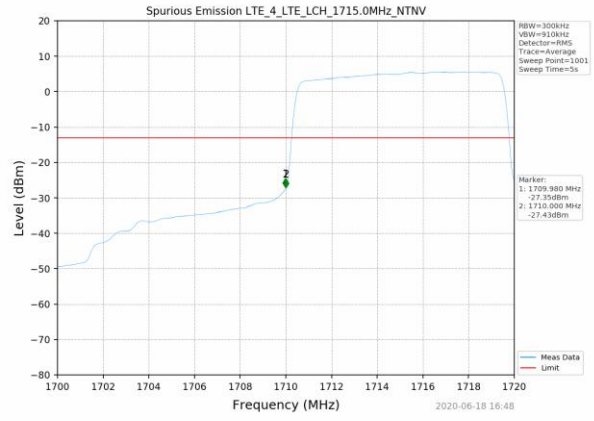
Spurious Emission LTE_4_LTE_LCH_1715.0MHz_NTNV
RBW=300kHz
VBW=910kHz
Detector=RMS
Trace=Average
Sweep Point=1001
Sweep Time=5s
Marker:
1: 1709.980 MHz
-27.35dBm
2: 1710.000 MHz
-27.43dBm
Meas Data
Limit
Level (dBm)
Frequency (MHz)
2020-06-18 16:48

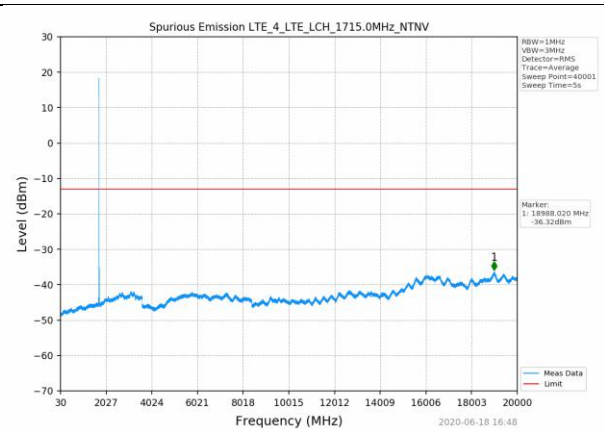
Spurious Emission LTE_4_LTE_LCH_1715.0MHz_NTNV
RBW=1MHz
VBW=3MHz
Detector=RMS
Trace=Average
Sweep Point=40001
Sweep Time=5s
Marker:
1: 18988.020 MHz
-36.32dBm
Meas Data
Limit
Level (dBm)
Frequency (MHz)
2020-06-18 16:48

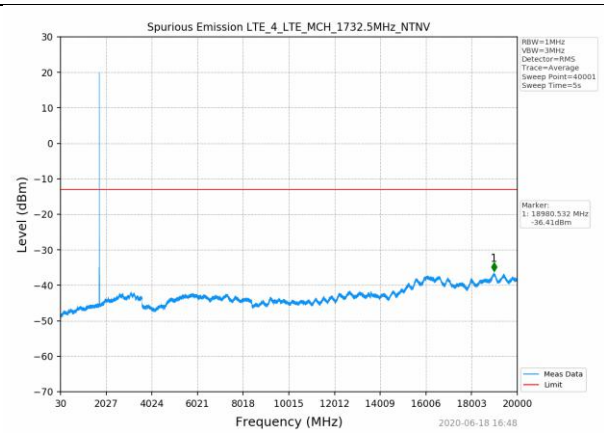
Spurious Emission LTE_4_LTE_MCH_1732.5MHz_NTNV
RBW=1MHz
VBW=3MHz
Detector=RMS
Trace=Average
Sweep Point=40001
Sweep Time=5s
Marker:
1: 18980.532 MHz
-36.41dBm
Meas Data
Limit
Level (dBm)
Frequency (MHz)
2020-06-18 16:48

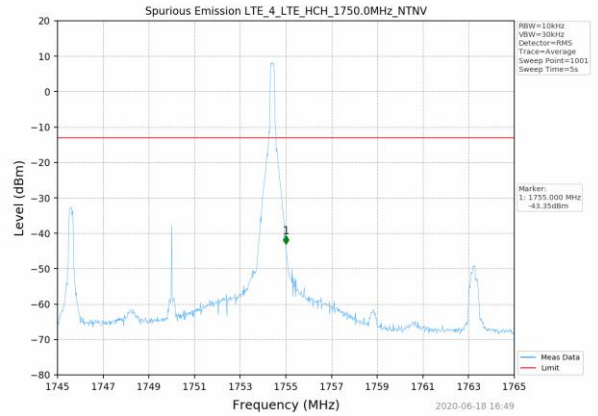
Spurious Emission LTE_4_LTE_HCH_1750.0MHz_NTNV
RBW=10kHz
VBW=30kHz
Detector=RMS
Trace=Average
Sweep Point=1001
Sweep Time=5s
Marker:
1: 1755.000 MHz
-41.35dBm
Meas Data
Limit
Level (dBm)
Frequency (MHz)
2020-06-18 16:49

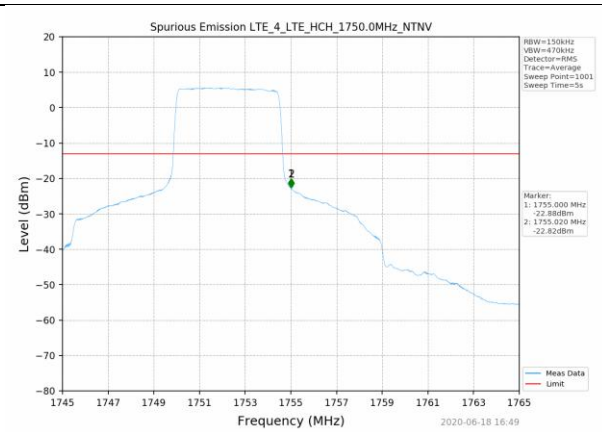
Spurious Emission LTE_4_LTE_HCH_1750.0MHz_NTNV
RBW=150kHz
VBW=470kHz
Detector=RMS
Trace=Average
Sweep Point=1001
Sweep Time=5s
Marker:
1: 1755.000 MHz
-22.88dBm
2: 1755.020 MHz
-22.82dBm
Meas Data
Limit
Level (dBm)
Frequency (MHz)
2020-06-18 16:49

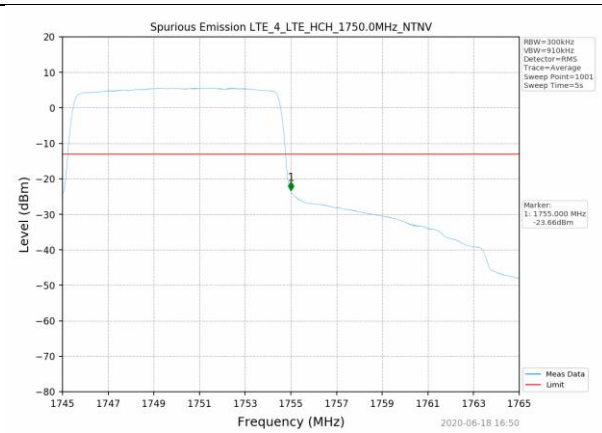
Spurious Emission LTE_4_LTE_HCH_1750.0MHz_NTNV
RBW=300kHz
VBW=910kHz
Detector=RMS
Trace=Average
Sweep Point=1001
Sweep Time=5s
Marker:
1: 1755.000 MHz
-23.66dBm
Meas Data
Limit
Level (dBm)
Frequency (MHz)
2020-06-18 16:50

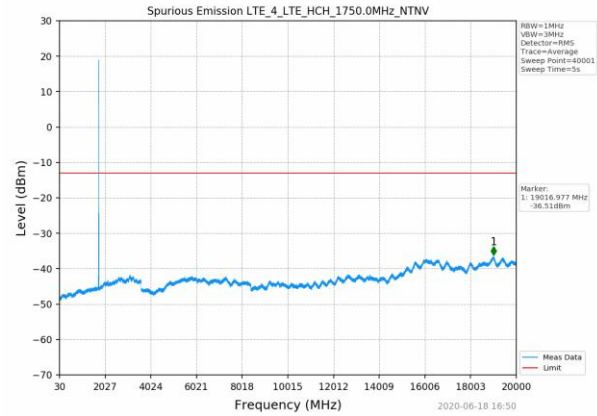
Spurious Emission LTE_4_LTE_HCH_1750.0MHz_NTNV
RBW=1MHz
VBW=3MHz
Detector=RMS
Trace=Average
Sweep Point=40001
Sweep Time=5s
Marker:
1: 19016.977 MHz
-36.51dBm
Meas Data
Limit
Level (dBm)
Frequency (MHz)
2020-06-18 16:50

5.5 Test Graph(15MHz Bandwidth)

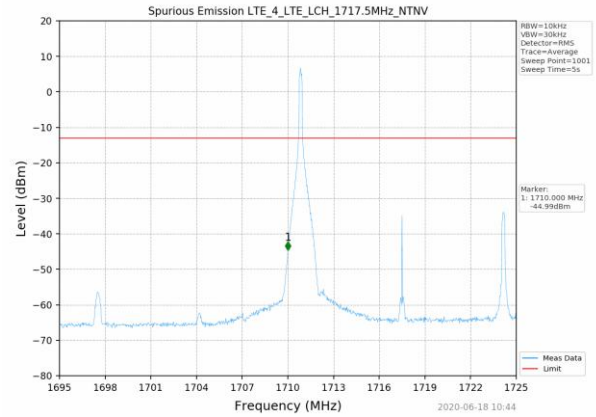

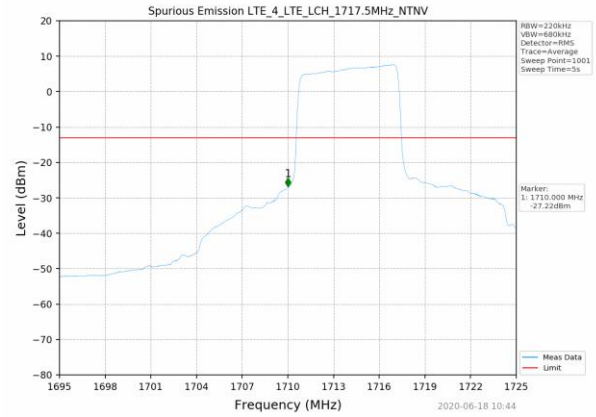

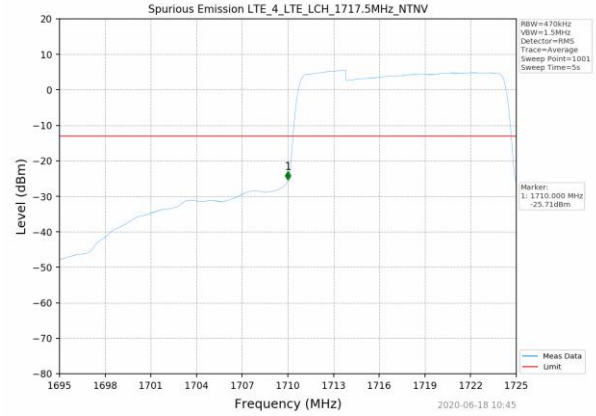

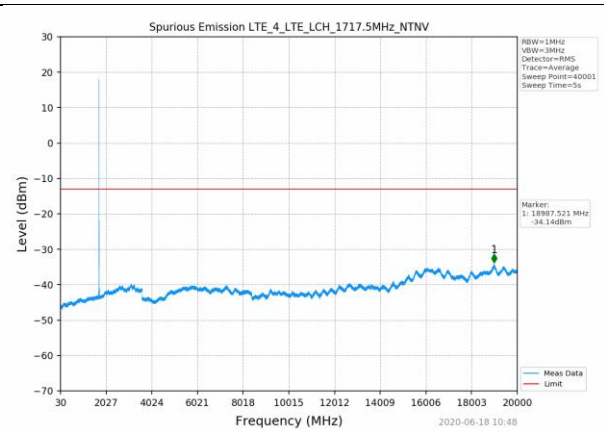
Spurious Emission LTE_4_LTE_LCH_1717.5MHz_NTNV
RBW=1MHz
VBW=3MHz
Detector=RMS
Trace=Average
Sweep Point=40001
Sweep Time=5s
Marker:
1: 18987.521 MHz
-34.14dBm
Meas Data
Limit
Level (dBm)
Frequency (MHz)
2020-06-18 10:48

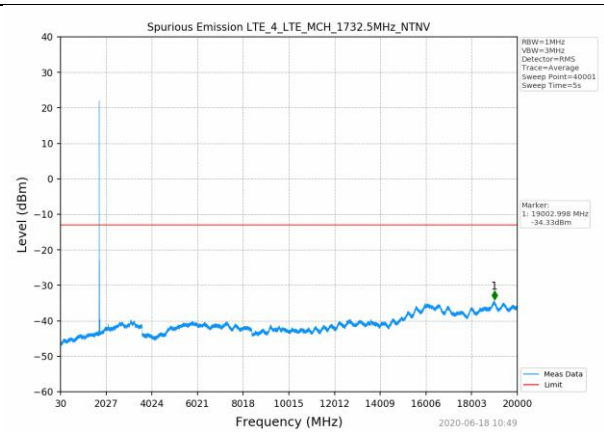
Spurious Emission LTE_4_LTE_MCH_1732.5MHz_NTNV
RBW=1MHz
VBW=3MHz
Detector=RMS
Trace=Average
Sweep Point=40001
Sweep Time=5s
Marker:
1: 19002.998 MHz
-34.33dBm
Meas Data
Limit
Level (dBm)
Frequency (MHz)
2020-06-18 10:49

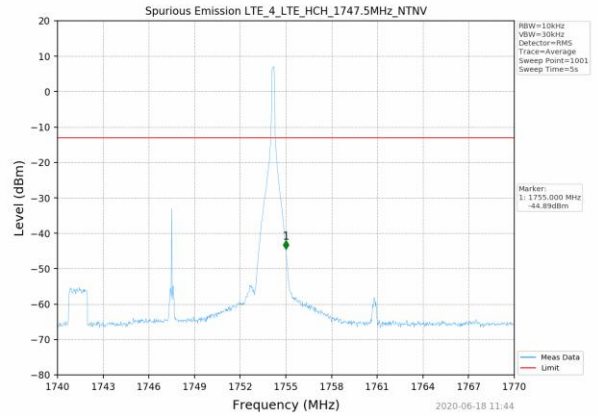
Spurious Emission LTE_4_LTE_HCH_1747.5MHz_NTNV
RBW=10kHz
VBW=30kHz
Detector=RMS
Trace=Average
Sweep Point=1001
Sweep Time=5s
Marker:
1: 1755.000 MHz
-44.89dBm
Meas Data
Limit
Level (dBm)
Frequency (MHz)
2020-06-18 11:44

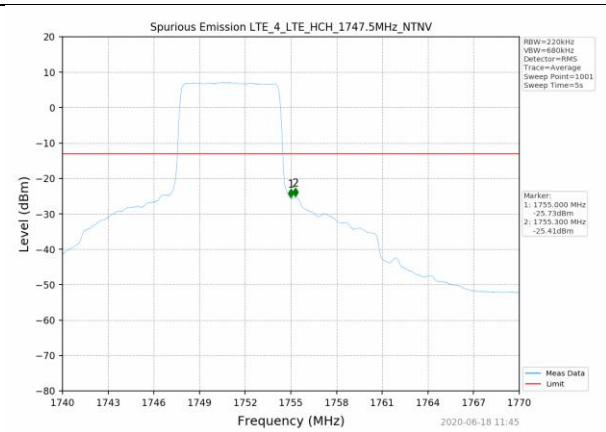
Spurious Emission LTE_4_LTE_HCH_1747.5MHz_NTNV
RBW=220kHz
VBW=680kHz
Detector=RMS
Trace=Average
Sweep Point=1001
Sweep Time=5s
Marker:
1: 1755.000 MHz
-25.73dBm
2: 1755.300 MHz
-25.41dBm
Meas Data
Limit
Level (dBm)
Frequency (MHz)
2020-06-18 11:45

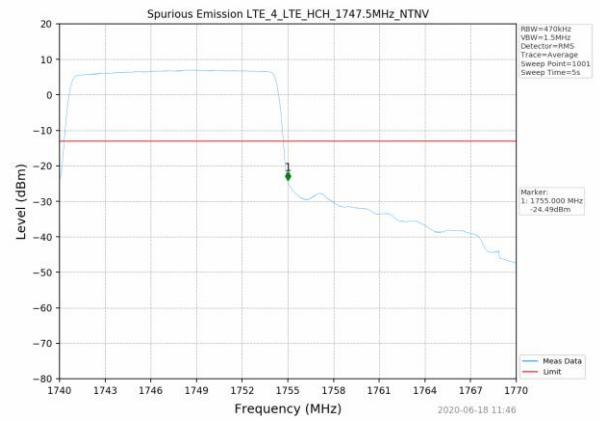
Spurious Emission LTE_4_LTE_HCH_1747.5MHz_NTNV
RBW=470kHz
VBW=1.5MHz
Detector=RMS
Trace=Average
Sweep Point=1001
Sweep Time=5s
Marker:
1: 1755.000 MHz
-24.49dBm
Meas Data
Limit
Level (dBm)
Frequency (MHz)
2020-06-18 11:46

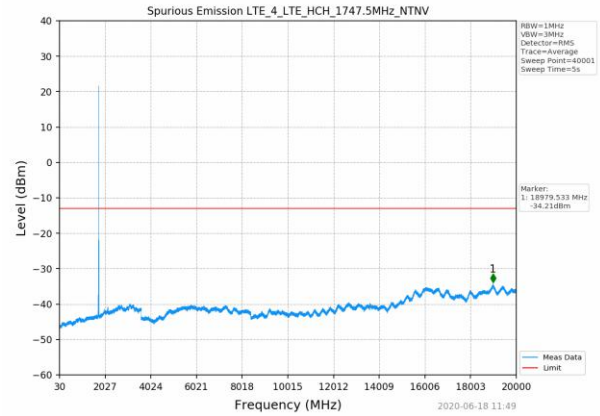
Spurious Emission LTE_4_LTE_HCH_1747.5MHz_NTNV
RBW=1MHz
VBW=3MHz
Detector=RMS
Trace=Average
Sweep Point=40001
Sweep Time=5s
Marker:
1: 18979.533 MHz
-34.21dBm
Meas Data
Limit
Level (dBm)
Frequency (MHz)
2020-06-18 11:49

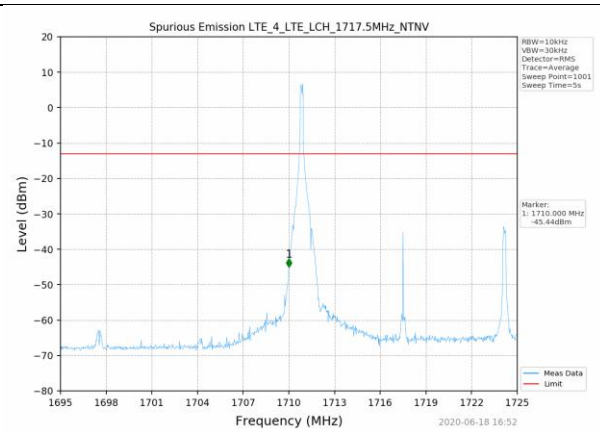
Spurious Emission LTE_4_LTE_LCH_1717.5MHz_NTNV
RBW=10kHz
VBW=30kHz
Detector=RMS
Trace=Average
Sweep Point=1001
Sweep Time=5s
Marker:
1: 1710.000 MHz
-45.44dBm
Meas Data
Limit
Level (dBm)
Frequency (MHz)
2020-06-18 16:52

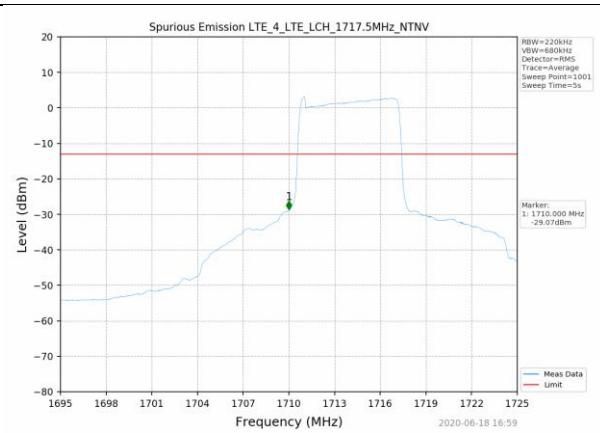
Spurious Emission LTE_4_LTE_LCH_1717.5MHz_NTNV
RBW=220kHz
VBW=680kHz
Detector=RMS
Trace=Average
Sweep Point=1001
Sweep Time=5s
Marker:
1: 1710.000 MHz
-29.07dBm
Meas Data
Limit
Level (dBm)
Frequency (MHz)
2020-06-18 16:59

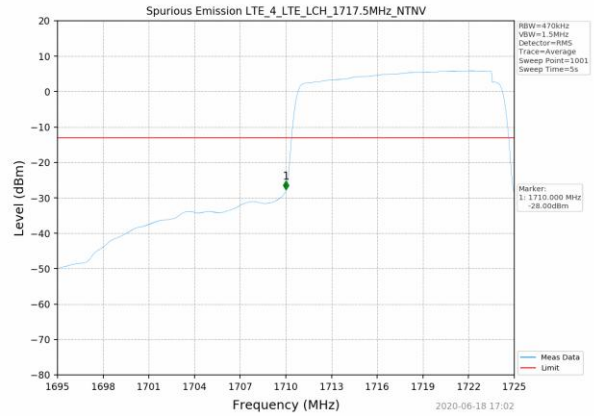
Spurious Emission LTE_4_LTE_LCH_1717.5MHz_NTNV
RBW=470kHz
VBW=1.5MHz
Detector=RMS
Trace=Average
Sweep Point=1001
Sweep Time=5s
Marker:
1: 1710.000 MHz
-28.00dBm
Meas Data
Limit
Level (dBm)
Frequency (MHz)
2020-06-18 17:02

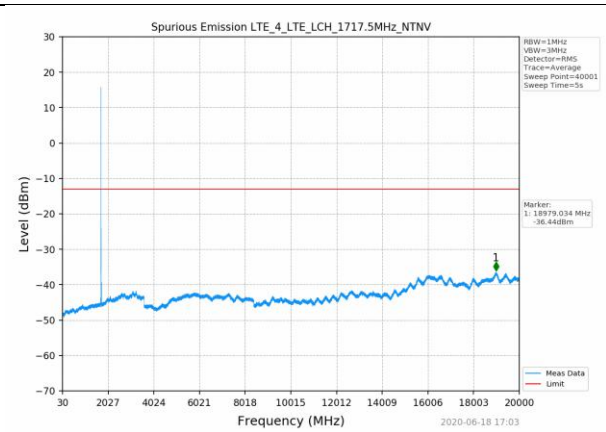
Spurious Emission LTE_4_LTE_LCH_1717.5MHz_NTNV
RBW=1MHz
VBW=3MHz
Detector=RMS
Trace=Average
Sweep Point=40001
Sweep Time=5s
Marker:
1: 18979.034 MHz
-36.44dBm
Meas Data
Limit
Level (dBm)
Frequency (MHz)
2020-06-18 17:03

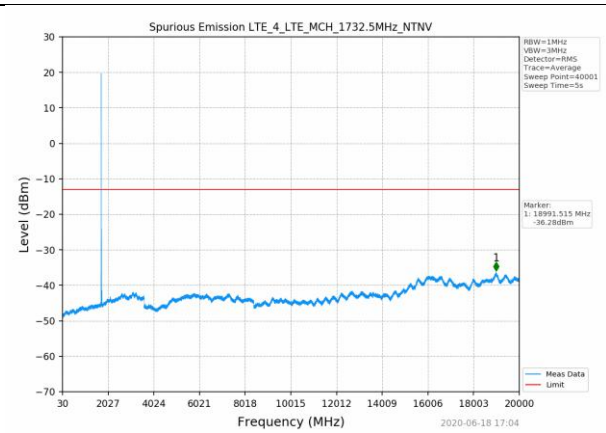
Spurious Emission LTE_4_LTE_MCH_1732.5MHz_NTNV
RBW=1MHz
VBW=3MHz
Detector=RMS
Trace=Average
Sweep Point=40001
Sweep Time=5s
Marker:
1: 18991.515 MHz
-36.28dBm
Meas Data
Limit
Level (dBm)
Frequency (MHz)
2020-06-18 17:04

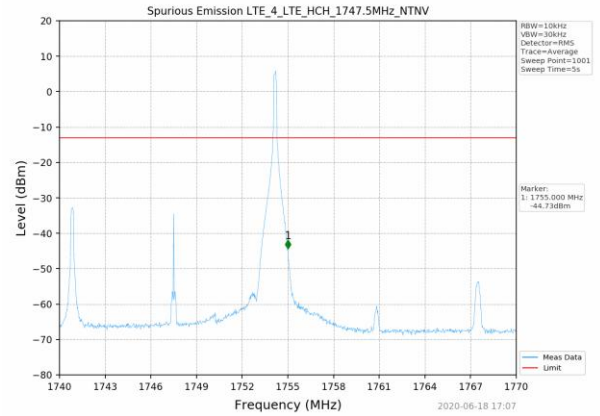
Spurious Emission LTE_4_LTE_HCH_1747.5MHz_NTNV
RBW=10kHz
VBW=30kHz
Detector=RMS
Trace=Average
Sweep Point=1001
Sweep Time=5s
Marker:
1: 1755.000 MHz
-44.73dBm
Meas Data
Limit
Level (dBm)
Frequency (MHz)
2020-06-18 17:07

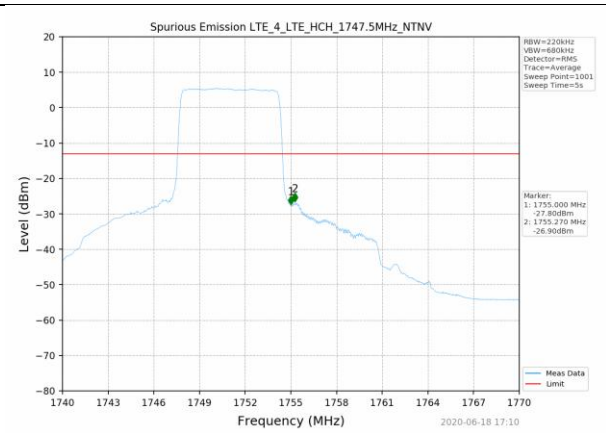
Spurious Emission LTE_4_LTE_HCH_1747.5MHz_NTNV
RBW=220kHz
VBW=680kHz
Detector=RMS
Trace=Average
Sweep Point=1001
Sweep Time=5s
Marker:
1: 1755.000 MHz
-27.80dBm
2: 1755.270 MHz
-26.90dBm
Meas Data
Limit
Level (dBm)
Frequency (MHz)
2020-06-18 17:10

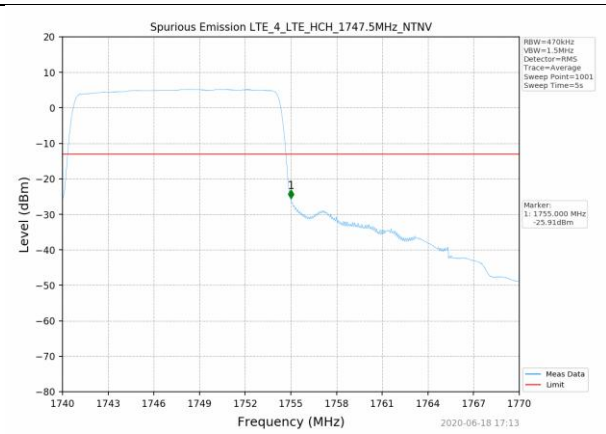
Spurious Emission LTE_4_LTE_HCH_1747.5MHz_NTNV
RBW=470kHz
VBW=1.5MHz
Detector=RMS
Trace=Average
Sweep Point=1001
Sweep Time=5s
Marker:
1: 1755.000 MHz
-25.91dBm
Meas Data
Limit
Level (dBm)
Frequency (MHz)
2020-06-18 17:13

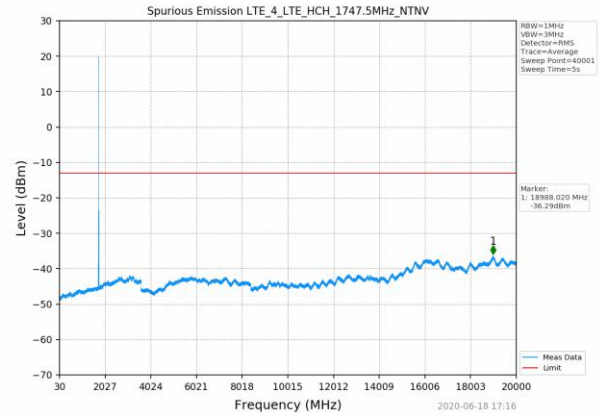
Spurious Emission LTE_4_LTE_HCH_1747.5MHz_NTNV
RBW=1MHz
VBW=3MHz
Detector=RMS
Trace=Average
Sweep Point=40001
Sweep Time=5s
Marker:
1: 18988.020 MHz
-36.29dBm
Meas Data
Limit
Level (dBm)
Frequency (MHz)
2020-06-18 17:16

5.6 Test Graph(20MHz Bandwidth)

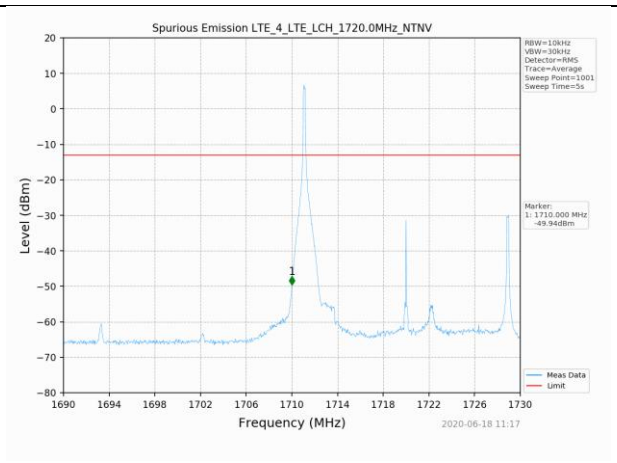

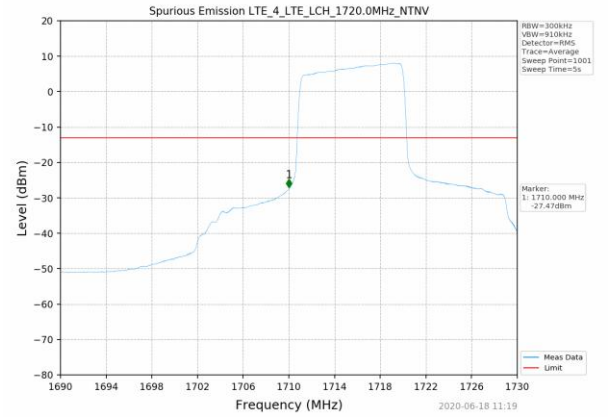

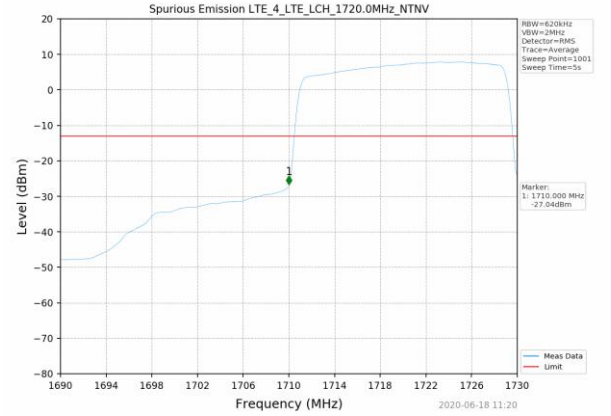

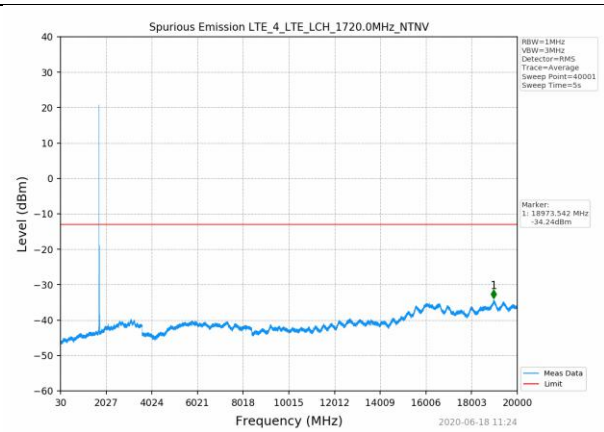
Spurious Emission LTE_4_LTE_LCH_1720.0MHz_NTNV
RBW=1MHz
VBW=3MHz
Detector=RMS
Trace=Average
Sweep Point=40001
Sweep Time=5s
Marker:
1: 18973.542 MHz
-34.24dBm
Level (dBm)
Frequency (MHz)
Meas Data
Limit
2020-06-18 11:24

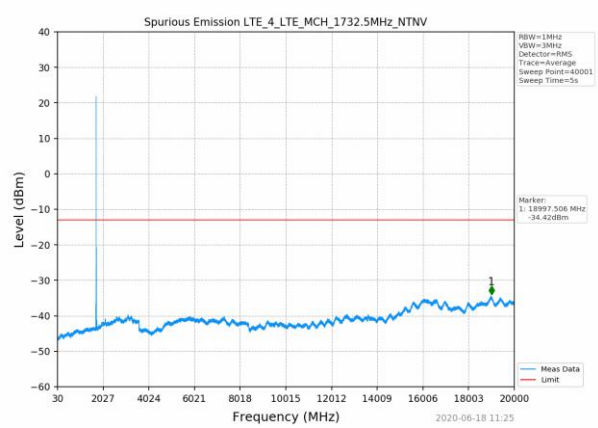
Spurious Emission LTE_4_LTE_MCH_1732.5MHz_NTNV
RBW=1MHz
VBW=3MHz
Detector=RMS
Trace=Average
Sweep Point=40001
Sweep Time=5s
Marker:
1: 18997.506 MHz
-34.42dBm
Level (dBm)
Frequency (MHz)
Meas Data
Limit
2020-06-18 11:25

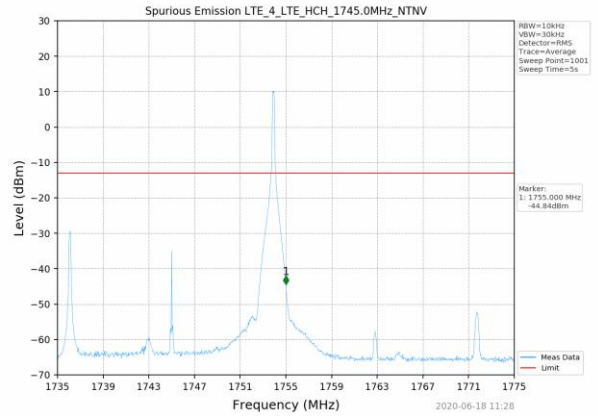
Spurious Emission LTE_4_LTE_HCH_1745.0MHz_NTNV
RBW=10kHz
VBW=30kHz
Detector=RMS
Trace=Average
Sweep Point=1001
Sweep Time=5s
Marker:
1: 1755.000 MHz
-44.84dBm
Level (dBm)
Frequency (MHz)
Meas Data
Limit
2020-06-18 11:28

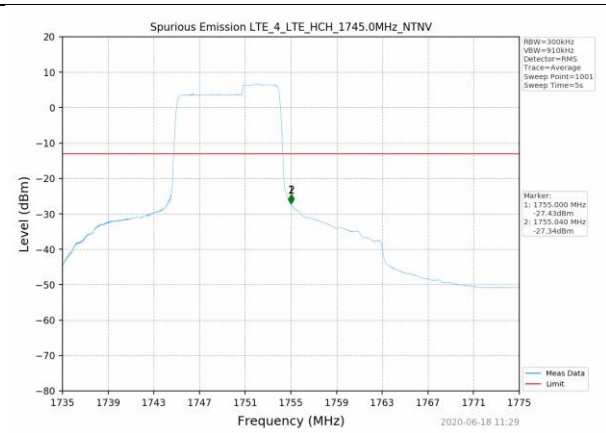
Spurious Emission LTE_4_LTE_HCH_1745.0MHz_NTNV
RBW=300kHz
VBW=910kHz
Detector=RMS
Trace=Average
Sweep Point=1001
Sweep Time=5s
Marker:
1: 1755.000 MHz
-27.43dBm
2: 1755.040 MHz
-27.34dBm
Meas Data
Limit
Level (dBm)
Frequency (MHz)
2020-06-18 11:29

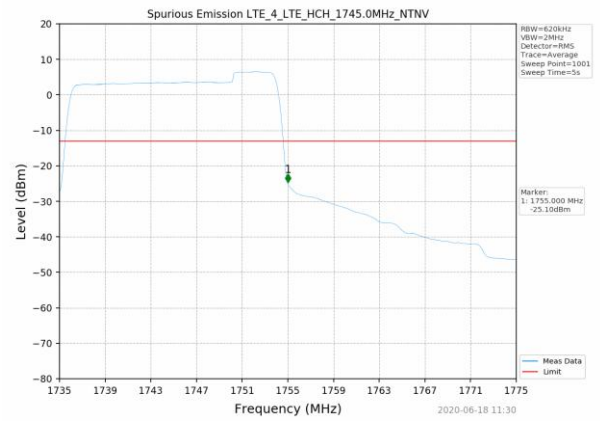
Spurious Emission LTE_4_LTE_HCH_1745.0MHz_NTNV
RBW=620kHz
VBW=2MHz
Detector=RMS
Trace=Average
Sweep Point=1001
Sweep Time=5s
Marker:
1: 1755.000 MHz
-25.10dBm
Meas Data
Limit
Level (dBm)
Frequency (MHz)
2020-06-18 11:30

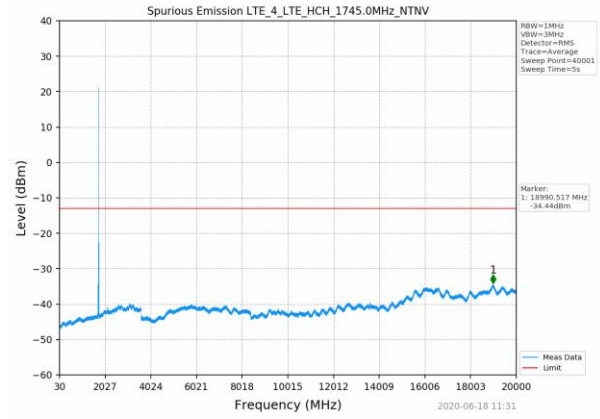
Spurious Emission LTE_4_LTE_HCH_1745.0MHz_NTNV
RBW=1MHz
VBW=3MHz
Detector=RMS
Trace=Average
Sweep Point=40001
Sweep Time=5s
Marker:
1: 18990.517 MHz
-34.44dBm
Meas Data
Limit
Level (dBm)
Frequency (MHz)
2020-06-18 11:31

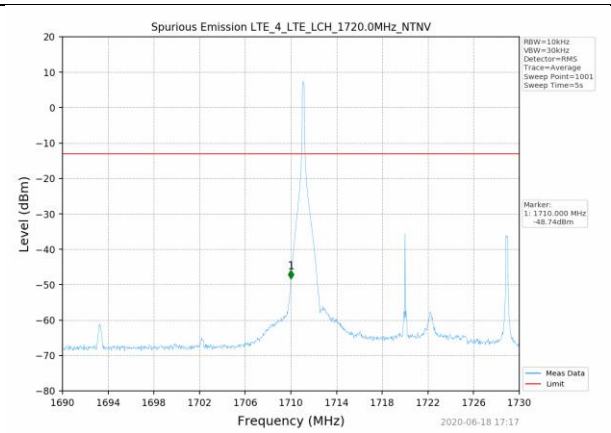
Spurious Emission LTE_4_LTE_LCH_1720.0MHz_NTNV
RBW=10kHz
VBW=30kHz
Detector=RMS
Trace=Average
Sweep Point=1001
Sweep Time=5s
Marker:
1: 1710.000 MHz
-48.74dBm
Meas Data
Limit
Level (dBm)
Frequency (MHz)
2020-06-18 17:17

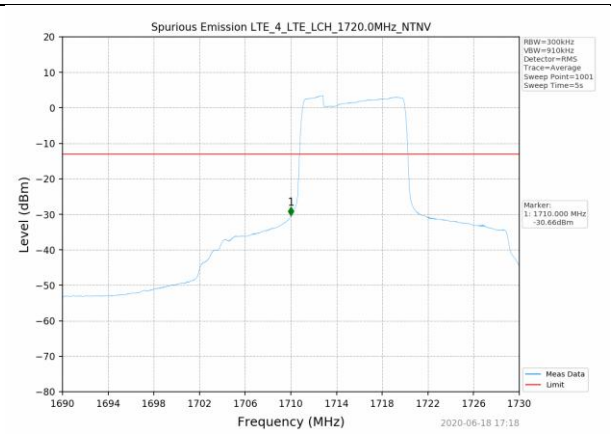
Spurious Emission LTE_4_LTE_LCH_1720.0MHz_NTNV
RBW=300kHz
VBW=910kHz
Detector=RMS
Trace=Average
Sweep Point=1001
Sweep Time=5s
Marker:
1: 1710.000 MHz
-30.66dBm
Meas Data
Limit
Level (dBm)
Frequency (MHz)
2020-06-18 17:18

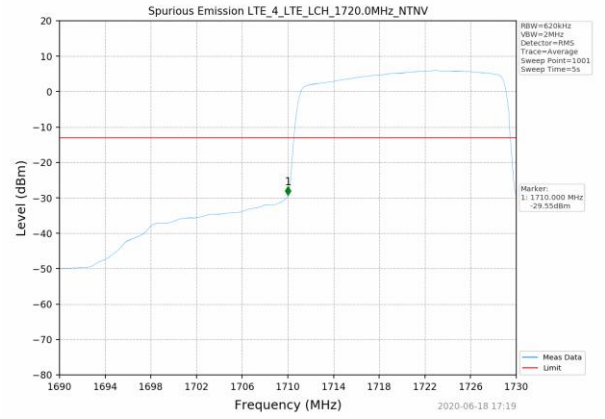
Spurious Emission LTE_4_LTE_LCH_1720.0MHz_NTNV
RBW=620kHz
VBW=2MHz
Detector=RMS
Trace=Average
Sweep Point=1001
Sweep Time=5s
Marker:
1: 1710.000 MHz
-29.55dBm
Meas Data
Limit
Level (dBm)
Frequency (MHz)
2020-06-18 17:19

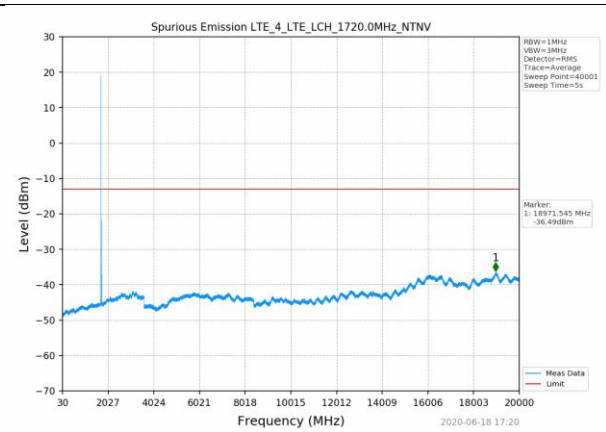
Spurious Emission LTE_4_LTE_LCH_1720.0MHz_NTNV
RBW=1MHz
VBW=3MHz
Detector=RMS
Trace=Average
Sweep Point=40001
Sweep Time=5s
Marker:
1: 18971.545 MHz
-36.49dBm
Meas Data
Limit
Level (dBm)
Frequency (MHz)
2020-06-18 17:20

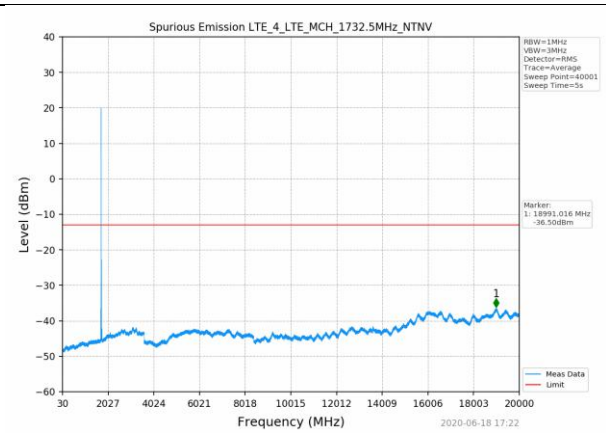
Spurious Emission LTE_4_LTE_MCH_1732.5MHz_NTNV
RBW=1MHz
VBW=3MHz
Detector=RMS
Trace=Average
Sweep Point=40001
Sweep Time=5s
Marker:
1: 18991.016 MHz
-36.50dBm
Meas Data
Limit
Level (dBm)
Frequency (MHz)
2020-06-18 17:22

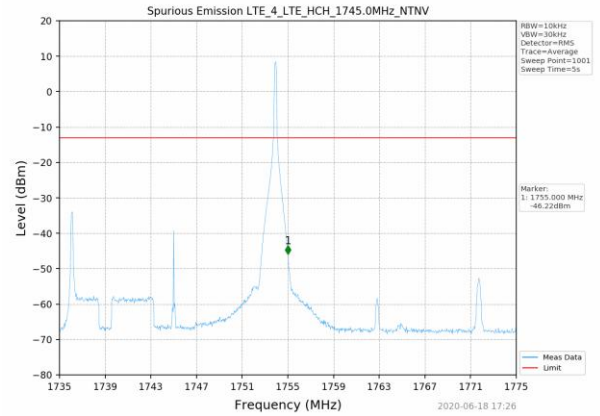
Spurious Emission LTE_4_LTE_HCH_1745.0MHz_NTNV
RBW=10kHz
VBW=30kHz
Detector=RMS
Trace=Average
Sweep Point=1001
Sweep Time=5s
Marker:
1: 1755.000 MHz
-46.22dBm
Meas Data
Limit
Level (dBm)
Frequency (MHz)
2020-06-18 17:26

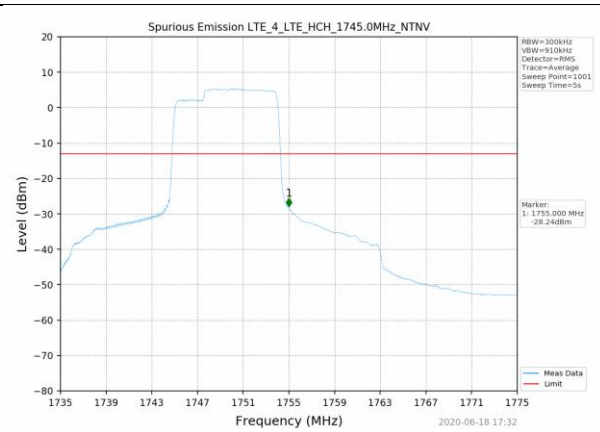
Spurious Emission LTE_4_LTE_HCH_1745.0MHz_NTNV
RBW=300kHz
VBW=910kHz
Detector=RMS
Trace=Average
Sweep Point=1001
Sweep Time=5s
Marker:
1: 1755.000 MHz
-28.24dBm
Meas Data
Limit
Level (dBm)
Frequency (MHz)
2020-06-18 17:32

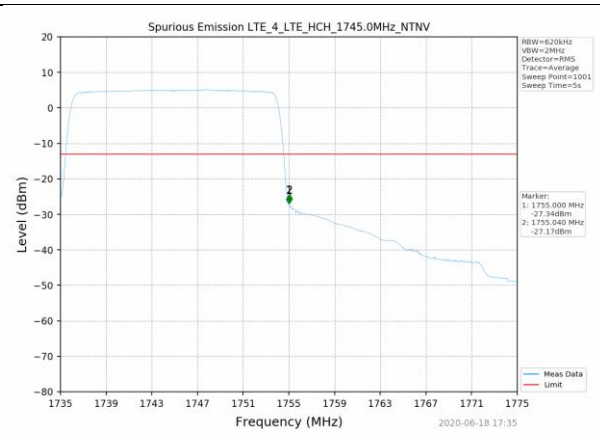
Spurious Emission LTE_4_LTE_HCH_1745.0MHz_NTNV
RBW=620kHz
VBW=2MHz
Detector=RMS
Trace=Average
Sweep Point=1001
Sweep Time=5s
Marker:
1: 1755.000 MHz
-27.34dBm
2: 1755.040 MHz
-27.17dBm
Meas Data
Limit
Level (dBm)
Frequency (MHz)
2020-06-18 17:35

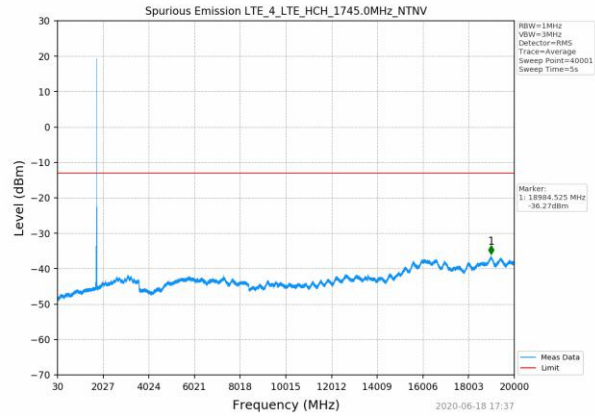
Spurious Emission LTE_4_LTE_HCH_1745.0MHz_NTNV
RBW=1MHz
VBW=3MHz
Detector=RMS
Trace=Average
Sweep Point=40001
Sweep Time=5s
Marker:
1: 18984.525 MHz
-36.27dBm
Meas Data
Limit
Level (dBm)
Frequency (MHz)
2020-06-18 17:37

Radiated Measurement:

Remark: Margin = Limit - EIRP

LTE FDD Band 4_Channel Bandwidth 1.4MHz_QPSK_ Low Channel

Frequency (MHz)	PMea (dBm)	Pcl (dB)	Distance (m)	Ga Antenna Gain(dB)	Peak EIRP (dBm)	Limit (dBm)	Margin (dB)	Polarization
3421.4	-34.88	4.02	3.00	12.50	-26.40	-13.00	13.40	H
5132.1	-39.62	5.11	3.00	13.38	-31.35	-13.00	18.35	H
3421.4	-32.80	4.02	3.00	12.50	-24.32	-13.00	11.32	V
5132.1	-37.36	5.11	3.00	13.38	-29.09	-13.00	16.09	V

LTE FDD Band 4_Channel Bandwidth 1.4MHz_QPSK_ Middle Channel

Frequency (MHz)	PMea (dBm)	Pcl (dB)	Distance (m)	Ga Antenna Gain(dB)	EIRP (dBm)	Limit (dBm)	Margin (dB)	Polarization
3465.0	-34.25	4.02	3.00	12.45	-25.82	-13.00	12.82	H
5197.5	-37.47	5.11	3.00	13.38	-29.20	-13.00	16.20	H
3465.0	-35.05	4.02	3.00	12.45	-26.62	-13.00	13.62	V
5197.5	-39.61	5.11	3.00	13.38	-31.34	-13.00	18.34	V

LTE FDD Band 4_Channel Bandwidth 1.4MHz_QPSK_ High Channel

Frequency (MHz)	PMea (dBm)	Pcl (dB)	Distance (m)	Ga Antenna Gain(dB)	EIRP (dBm)	Limit (dBm)	Margin (dB)	Polarization
3508.6	-31.27	4.02	3.00	12.21	-23.08	-13.00	10.08	H
5262.9	-37.50	5.11	3.00	13.26	-29.35	-13.00	16.35	H
3508.6	-33.34	4.02	3.00	12.21	-25.15	-13.00	12.15	V
5262.9	-41.05	5.11	3.00	13.26	-32.90	-13.00	19.90	V

LTE FDD Band 4_Channel Bandwidth 3MHz_QPSK_ Low Channel

Frequency (MHz)	PMea (dBm)	Pcl (dB)	Distance (m)	Ga Antenna Gain(dB)	Peak EIRP (dBm)	Limit (dBm)	Margin (dB)	Polarization
3423.0	-33.26	4.02	3.00	12.50	-24.78	-13.00	11.78	H
5134.5	-37.40	5.11	3.00	13.38	-29.13	-13.00	16.13	H
3423.0	-33.85	4.02	3.00	12.50	-25.37	-13.00	12.37	V
5134.5	-39.49	5.11	3.00	13.38	-31.22	-13.00	18.22	V

LTE FDD Band 4_Channel Bandwidth 3MHz_QPSK_ Middle Channel

Frequency (MHz)	PMea (dBm)	Pcl (dB)	Distance (m)	Ga Antenna Gain(dB)	EIRP (dBm)	Limit (dBm)	Margin (dB)	Polarization
3465.0	-33.99	4.02	3.00	12.45	-25.56	-13.00	12.56	H
5197.5	-37.15	5.11	3.00	13.38	-28.88	-13.00	15.88	H
3465.0	-32.50	4.02	3.00	12.45	-24.07	-13.00	11.07	V
5197.5	-37.74	5.11	3.00	13.38	-29.47	-13.00	16.47	V

LTE FDD Band 4_Channel Bandwidth 3MHz_QPSK_ High Channel

Frequency (MHz)	PMea (dBm)	Pcl (dB)	Distance (m)	Ga Antenna Gain(dB)	EIRP (dBm)	Limit (dBm)	Margin (dB)	Polarization
3507.0	-37.49	4.02	3.00	12.21	-29.30	-13.00	16.30	H
5260.5	-42.69	5.11	3.00	13.26	-34.54	-13.00	21.54	H
3507.0	-36.67	4.02	3.00	12.21	-28.48	-13.00	15.48	V
5260.5	-40.21	5.11	3.00	13.26	-32.06	-13.00	19.06	V

LTE FDD Band 4_Channel Bandwidth 5MHz_QPSK_ Low Channel

Frequency (MHz)	PMea (dBm)	Pcl (dB)	Distance (m)	Ga Antenna Gain(dB)	Peak EIRP (dBm)	Limit (dBm)	Margin (dB)	Polarization
3425.0	-34.82	4.02	3.00	12.50	-26.34	-13.00	13.34	H
5137.5	-40.84	5.11	3.00	13.38	-32.57	-13.00	19.57	H
3425.0	-34.74	4.02	3.00	12.50	-26.26	-13.00	13.26	V
5137.5	-41.72	5.11	3.00	13.38	-33.45	-13.00	20.45	V

LTE FDD Band 4_Channel Bandwidth 5MHz_QPSK_ Middle Channel

Frequency (MHz)	PMea (dBm)	Pcl (dB)	Distance (m)	Ga Antenna Gain(dB)	EIRP (dBm)	Limit (dBm)	Margin (dB)	Polarization
3465.0	-34.72	4.02	3.00	12.45	-26.29	-13.00	13.29	H
5197.5	-39.81	5.11	3.00	13.38	-31.54	-13.00	18.54	H
3465.0	-35.16	4.02	3.00	12.45	-26.73	-13.00	13.73	V
5197.5	-40.07	5.11	3.00	13.38	-31.80	-13.00	18.80	V

LTE FDD Band 4_Channel Bandwidth 5MHz_QPSK_ High Channel

Frequency (MHz)	PMea (dBm)	Pcl (dB)	Distance (m)	Ga Antenna Gain(dB)	EIRP (dBm)	Limit (dBm)	Margin (dB)	Polarization
3505.0	-33.87	4.02	3.00	12.21	-25.68	-13.00	12.68	H
5257.5	-38.78	5.11	3.00	13.26	-30.63	-13.00	17.63	H
3505.0	-34.38	4.02	3.00	12.21	-26.19	-13.00	13.19	V
5257.5	-39.67	5.11	3.00	13.26	-31.52	-13.00	18.52	V

LTE FDD Band 4_Channel Bandwidth 10MHz_QPSK_ Low Channel

Frequency (MHz)	PMea (dBm)	Pcl (dB)	Distance (m)	Ga Antenna Gain(dB)	Peak EIRP (dBm)	Limit (dBm)	Margin (dB)	Polarization
3430.0	-35.90	4.02	3.00	12.50	-27.42	-13.00	14.42	H
5145.0	-41.64	5.11	3.00	13.38	-33.37	-13.00	20.37	H
3430.0	-37.12	4.02	3.00	12.50	-28.64	-13.00	15.64	V
5145.0	-41.15	5.11	3.00	13.38	-32.88	-13.00	19.88	V

LTE FDD Band 4_Channel Bandwidth 10MHz_QPSK_ Middle Channel

Frequency (MHz)	PMea (dBm)	Pcl (dB)	Distance (m)	Ga Antenna Gain(dB)	EIRP (dBm)	Limit (dBm)	Margin (dB)	Polarization
3465.0	-36.85	4.02	3.00	12.45	-28.42	-13.00	15.42	H
5197.5	-43.78	5.11	3.00	13.38	-35.51	-13.00	22.51	H
3465.0	-37.86	4.02	3.00	12.45	-29.43	-13.00	16.43	V
5197.5	-42.41	5.11	3.00	13.38	-34.14	-13.00	21.14	V

LTE FDD Band 4_Channel Bandwidth 10MHz_QPSK_ High Channel

Frequency (MHz)	PMea (dBm)	Pcl (dB)	Distance (m)	Ga Antenna Gain(dB)	EIRP (dBm)	Limit (dBm)	Margin (dB)	Polarization
3500.0	-35.42	4.02	3.00	12.21	-27.23	-13.00	14.23	H
5250.0	-40.58	5.11	3.00	13.26	-32.43	-13.00	19.43	H
3500.0	-34.86	4.02	3.00	12.21	-26.67	-13.00	13.67	V
5250.0	-41.73	5.11	3.00	13.26	-33.58	-13.00	20.58	V

LTE FDD Band 4_Channel Bandwidth 15MHz_QPSK_ Low Channel

Frequency (MHz)	PMea (dBm)	Pcl (dB)	Distance (m)	Ga Antenna Gain(dB)	Peak EIRP (dBm)	Limit (dBm)	Margin (dB)	Polarization
3435.0	-35.84	4.02	3.00	12.50	-27.36	-13.00	14.36	H
5152.5	-40.33	5.11	3.00	13.38	-32.06	-13.00	19.06	H
3435.0	-37.32	4.02	3.00	12.50	-28.84	-13.00	15.84	V
5152.5	-42.00	5.11	3.00	13.38	-33.73	-13.00	20.73	V

LTE FDD Band 4_Channel Bandwidth 15MHz_QPSK_ Middle Channel

Frequency (MHz)	PMea (dBm)	Pcl (dB)	Distance (m)	Ga Antenna Gain(dB)	EIRP (dBm)	Limit (dBm)	Margin (dB)	Polarization
3465.0	-36.92	4.02	3.00	12.45	-28.49	-13.00	15.49	H
5197.5	-41.75	5.11	3.00	13.38	-33.48	-13.00	20.48	H
3465.0	-34.49	4.02	3.00	12.45	-26.06	-13.00	13.06	V
5197.5	-40.85	5.11	3.00	13.38	-32.58	-13.00	19.58	V

LTE FDD Band 4_Channel Bandwidth 15MHz_QPSK_ High Channel

Frequency (MHz)	PMea (dBm)	Pcl (dB)	Distance (m)	Ga Antenna Gain(dB)	EIRP (dBm)	Limit (dBm)	Margin (dB)	Polarization
3495.0	-35.85	4.02	3.00	12.21	-27.66	-13.00	14.66	H
5242.5	-42.77	5.11	3.00	13.26	-34.62	-13.00	21.62	H
3495.0	-36.57	4.02	3.00	12.21	-28.38	-13.00	15.38	V
5242.5	-40.57	5.11	3.00	13.26	-32.42	-13.00	19.42	V

LTE FDD Band 4_Channel Bandwidth 20MHz_QPSK_ Low Channel

Frequency (MHz)	PMea (dBm)	Pcl (dB)	Distance (m)	Ga Antenna Gain(dB)	Peak EIRP (dBm)	Limit (dBm)	Margin (dB)	Polarization
3440.0	-35.12	4.02	3.00	12.50	-26.64	-13.00	13.64	H
5160.0	-39.83	5.11	3.00	13.38	-31.56	-13.00	18.56	H
3440.0	-34.79	4.02	3.00	12.50	-26.31	-13.00	13.31	V
5160.0	-40.56	5.11	3.00	13.38	-32.29	-13.00	19.29	V

LTE FDD Band 4_Channel Bandwidth 20MHz_QPSK_ Middle Channel

Frequency (MHz)	PMea (dBm)	Pcl (dB)	Distance (m)	Ga Antenna Gain(dB)	EIRP (dBm)	Limit (dBm)	Margin (dB)	Polarization
3465.0	-36.86	4.02	3.00	12.45	-28.43	-13.00	15.43	H
5197.5	-41.89	5.11	3.00	13.38	-33.62	-13.00	20.62	H
3465.0	-36.31	4.02	3.00	12.45	-27.88	-13.00	14.88	V
5197.5	-40.53	5.11	3.00	13.38	-32.26	-13.00	19.26	V

LTE FDD Band 4_Channel Bandwidth 20MHz_QPSK_ High Channel

Frequency (MHz)	PMea (dBm)	Pcl (dB)	Distance (m)	Ga Antenna Gain(dB)	EIRP (dBm)	Limit (dBm)	Margin (dB)	Polarization
3490.0	-34.16	4.02	3.00	12.21	-25.97	-13.00	12.97	H
5235.0	-38.20	5.11	3.00	13.26	-30.05	-13.00	17.05	H
3490.0	-34.41	4.02	3.00	12.21	-26.22	-13.00	13.22	V
5235.0	-38.79	5.11	3.00	13.26	-30.64	-13.00	17.64	V