Appendix: Bluetooth LE

Contents

Appendix A: DTS Bandwidth 3
Test Result 3
Test Graphs 4
Appendix B: Occupied Channel Bandwidth 6
Test Result 6
Test Graphs 7
Appendix C: Maximum conducted output power 9
Test Result 9
Test Graphs 10
Appendix D: Maximum power spectral density 12
Test Result 12
Test Graphs 13
Appendix E: Band edge measurements 15
Test Result 15
Test Graphs 16
Appendix F: Conducted Spurious Emission 17
Test Result 17
Test Graphs 18
Appendix G: Duty Cycle 23
Test Result 23
Test Graphs 24

Appendix A: DTS Bandwidth

Test Result

Test Mode	Antenna	Channel	DTS BW [MHz]	FL[MHz]	FH[MHz]	Limit[MHz]	Verdict
BLE_1M	Ant1	2402	0.692	2401.672	2402.364	0.5	PASS
		2440	0.672	2439.676	2440.348	0.5	PASS
		2480	0.696	2479.668	2480.364	0.5	PASS

Test Graphs

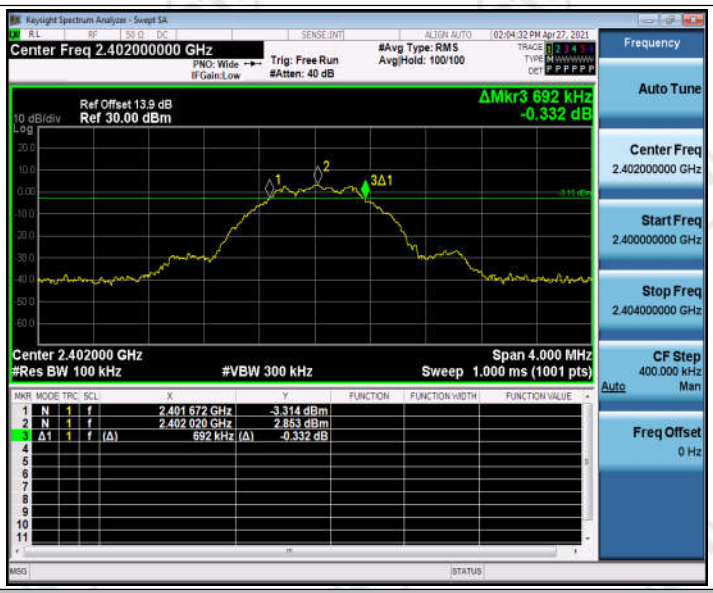

BLE_1M_Ant1_2402

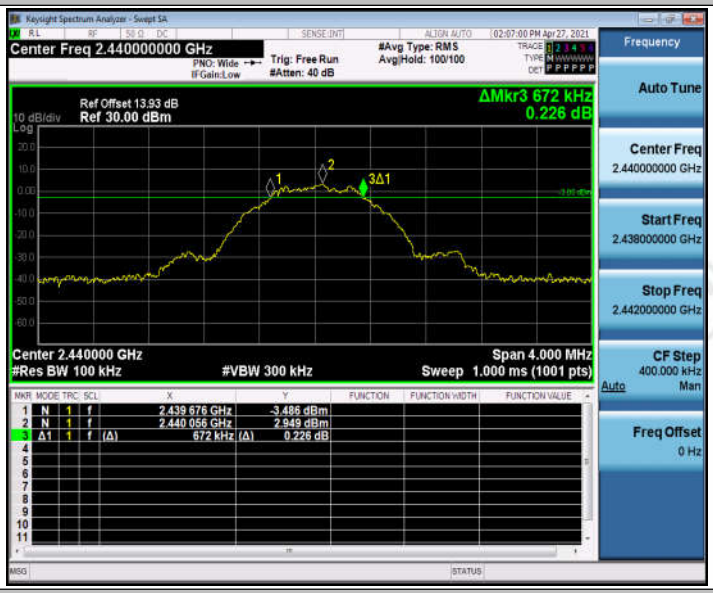

BLE_1M_Ant1_2440

BLE_1M_Ant1_2480

Appendix B: Occupied Channel Bandwidth

Test Result

Test Mode	Antenna	Channel	OCB [MHz]	FL[MHz]	FH[MHz]	Limit[MHz]	Verdict
BLE_1M	Ant1	2402	1.0503	2401.493	2402.543	---	PASS
		2440	1.0396	2439.496	2440.535	---	PASS
		2480	1.0353	2479.497	2480.533	---	PASS

Test Graphs

BLE_1M_Ant1_2402

BLE_1M_Ant1_2440

BLE_1M_Ant1_2480

Appendix C: Maximum conducted output power

Test Result

Test Mode	Antenna	Channel	Result[dBm]	Limit[dBm]	Verdict
BLE_1M	Ant1	2402	3.67	<=30	PASS
		2440	3.42	<=30	PASS
		2480	2.66	<=30	PASS

Test Graphs

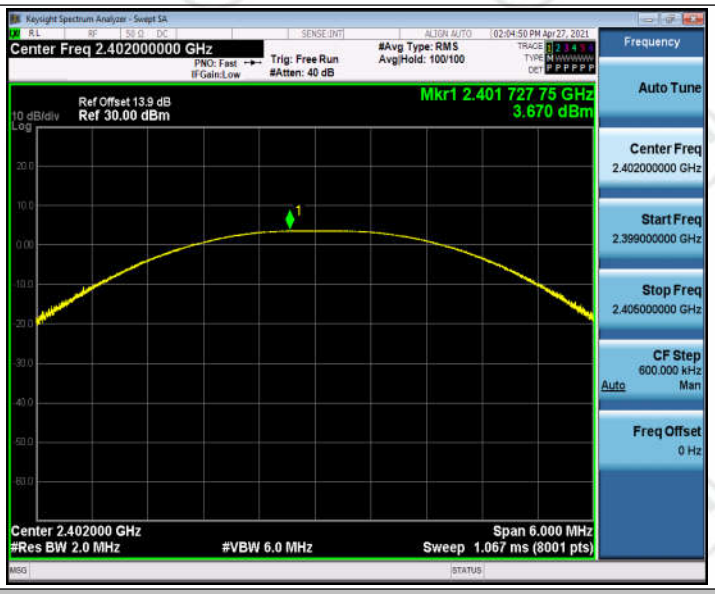

BLE_1M_Ant1_2402

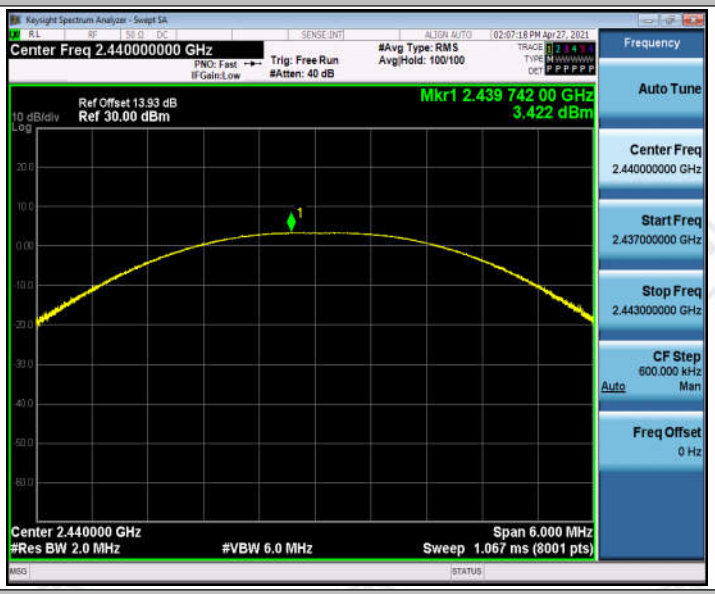

BLE_1M_Ant1_2440

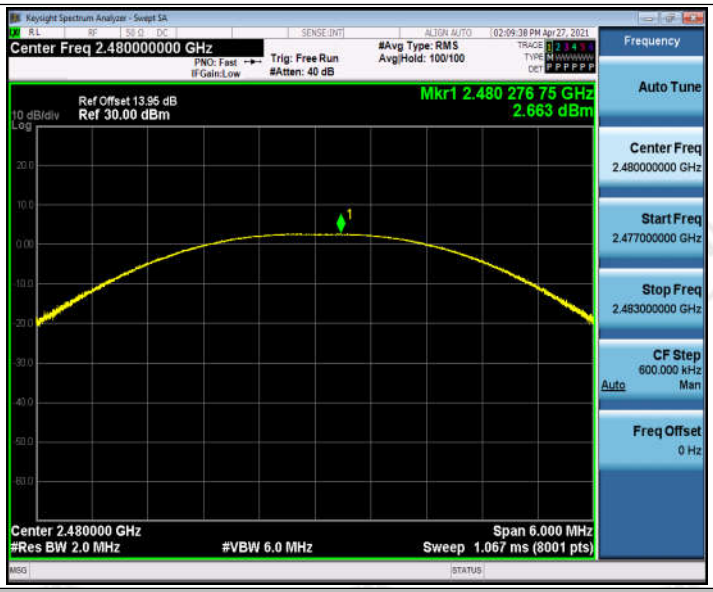

BLE_1M_Ant1_2480

Appendix D: Maximum power spectral density

Test Result

Test Mode	Antenna	Channel	Result[dBm/3-100kHz]	Limit[dBm/3kHz]	Verdict
BLE_1M	Ant1	2402	-6.04	<=8	PASS
		2440	-6.3	<=8	PASS
		2480	-6.85	<=8	PASS

Test Graphs

BLE_1M_Ant1_2402

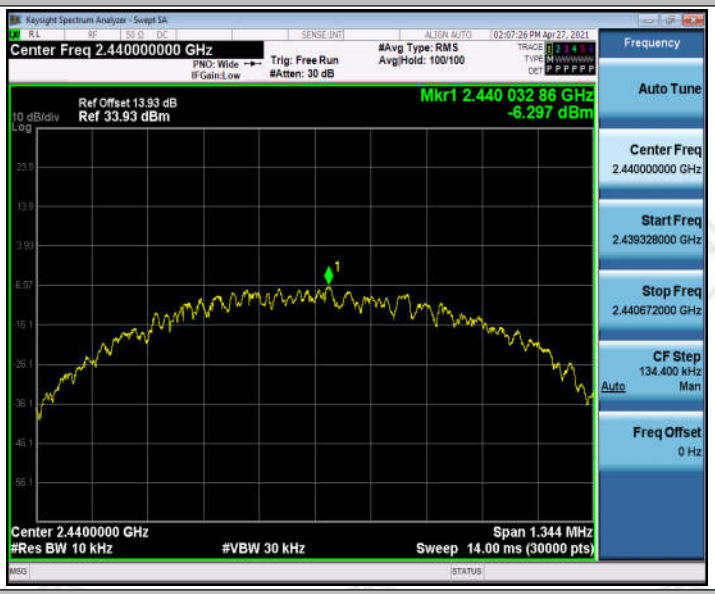

BLE_1M_Ant1_2440

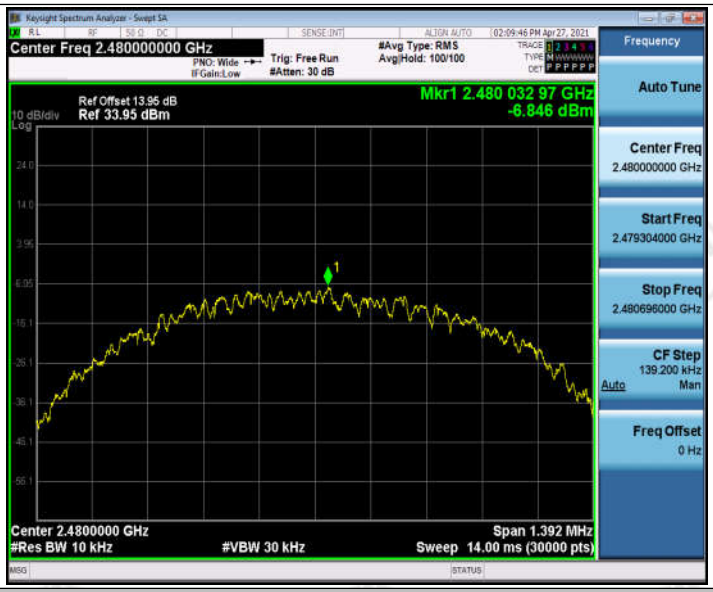

BLE_1M_Ant1_2480

Appendix E: Band edge measurements

Test Result

Test Mode	Antenna	Ch Name	Channel	Ref Level[dBm]	Result[dBm]	Limit[dBm]	Verdict
BLE_1M	Ant1	Low	2402	2.97	-43.79	<=-17.03	PASS
		High	2480	2.31	-45.37	<=-17.69	PASS

Test Graphs

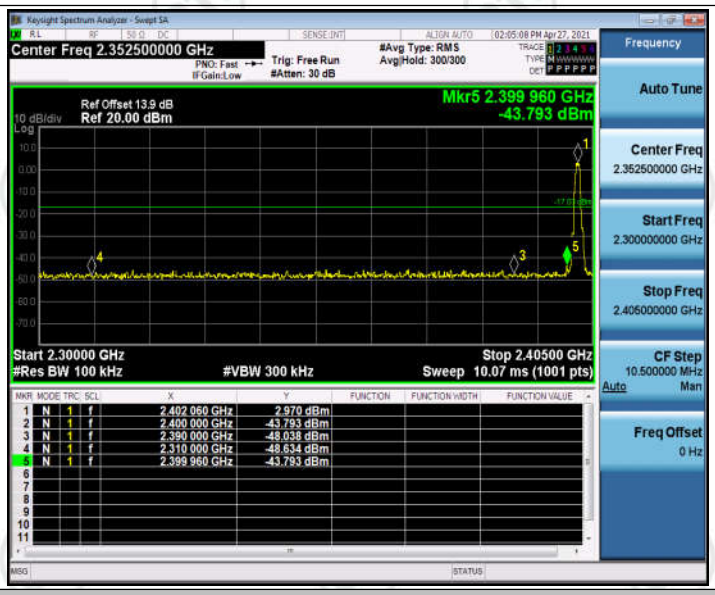

BLE_1M_Ant1_Low_2402

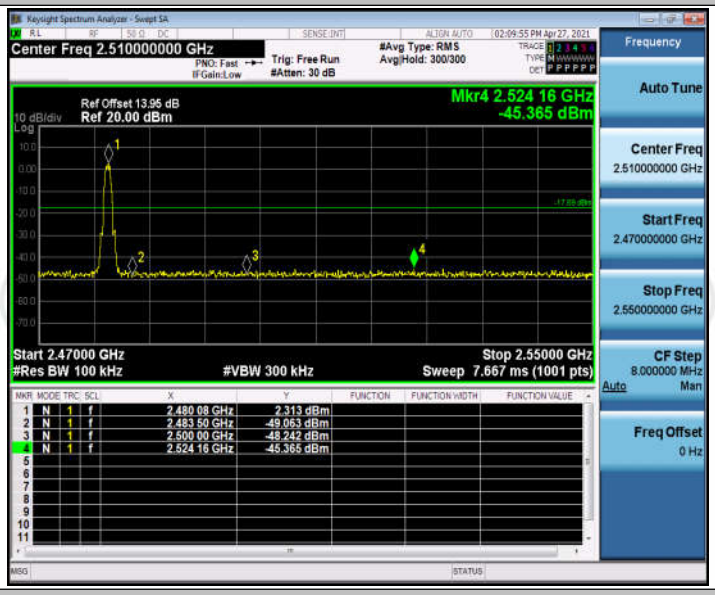

BLE_1M_Ant1_High_2480

Appendix F: Conducted Spurious Emission

Test Result

Test Mode	Antenna	Channel	Freq Range [MHz]	Ref Level [dBm]	Result[dBm]	Limit[dBm]	Verdict
BLE_1M	Ant1	2402	Reference	3.29	3.29	---	PASS
			30~1000	30~1000	-57.021	<=-16.711	PASS
			1000~26500	1000~26500	-35.695	<=-16.711	PASS
		2440	Reference	2.80	2.80	---	PASS
			30~1000	30~1000	-57.117	<=-17.204	PASS
			1000~26500	1000~26500	-40.597	<=-17.204	PASS
		2480	Reference	2.18	2.18	---	PASS
			30~1000	30~1000	-56.842	<=-17.82	PASS
			1000~26500	1000~26500	-35.526	<=-17.82	PASS

Test Graphs

BLE_1M_Ant1_2402_0~Reference

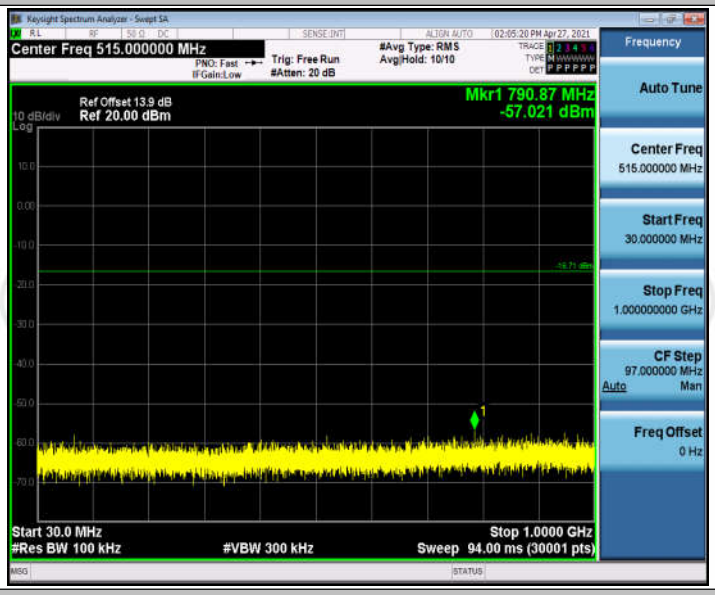

BLE_1M_Ant1_2402_30~1000

BLE_1M_Ant1_2402_1000~26500

BLE_1M_Ant1_2440_0~Reference

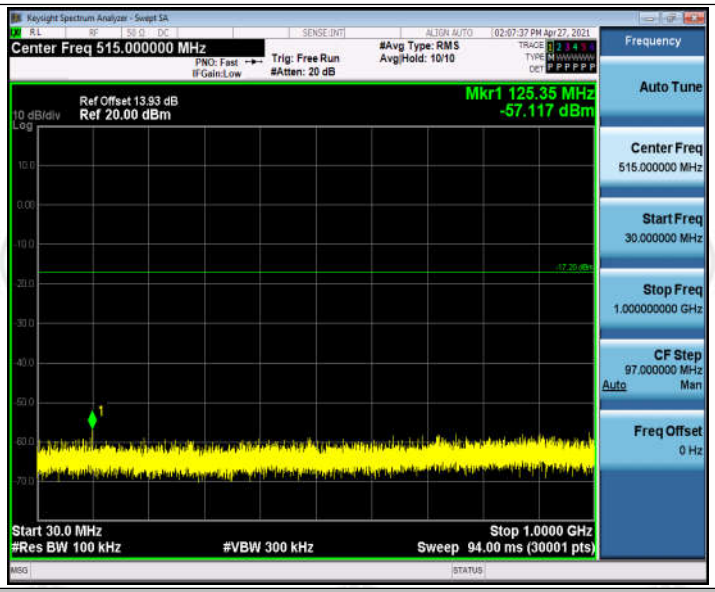

BLE_1M_Ant1_2440_30~1000

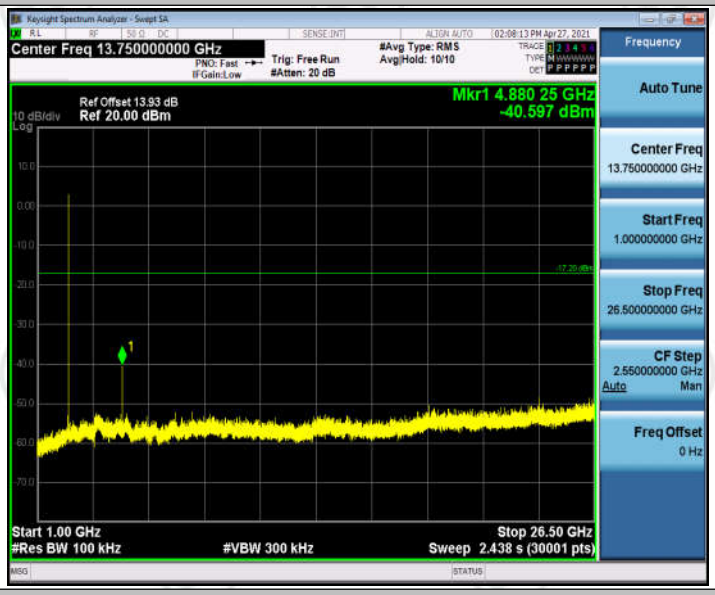

BLE_1M_Ant1_2440_1000~26500

BLE_1M_Ant1_2480_0~Reference

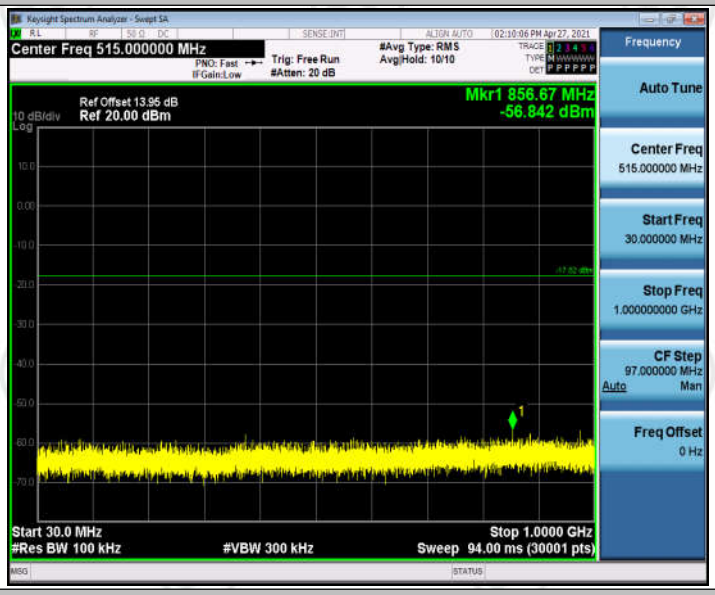

BLE_1M_Ant1_2480_30~1000

BLE_1M_Ant1_2480_1000~26500

Appendix G: Duty Cycle

Test Result

Test Mode	Antenna	Channel	Transmission Duration [ms]	Transmission Period [ms]	Duty Cycle [%]	Limit	Verdict
BLE_1M	Ant1	2402	0.55	1.26	43.51	---	PASS
		2440	0.55	1.25	44.08	---	PASS
		2480	0.55	1.25	44.08	---	PASS

Test Graphs

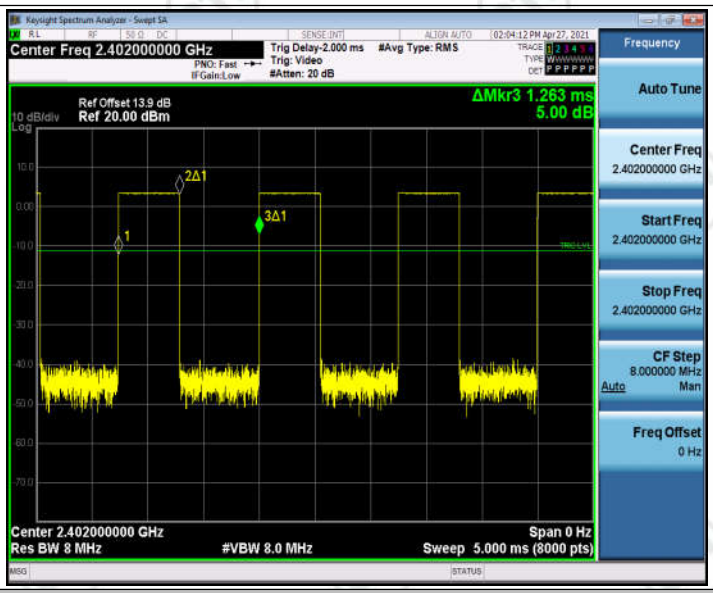

BLE_1M_Ant1_2402

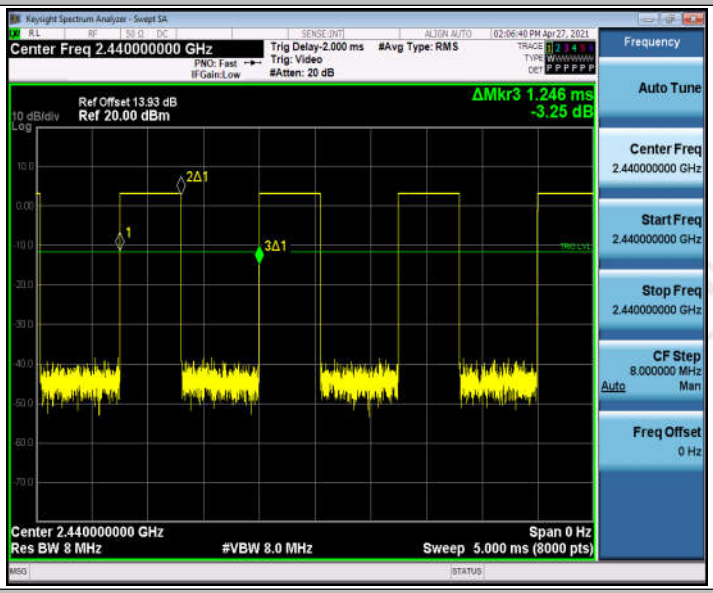

BLE_1M_Ant1_2440

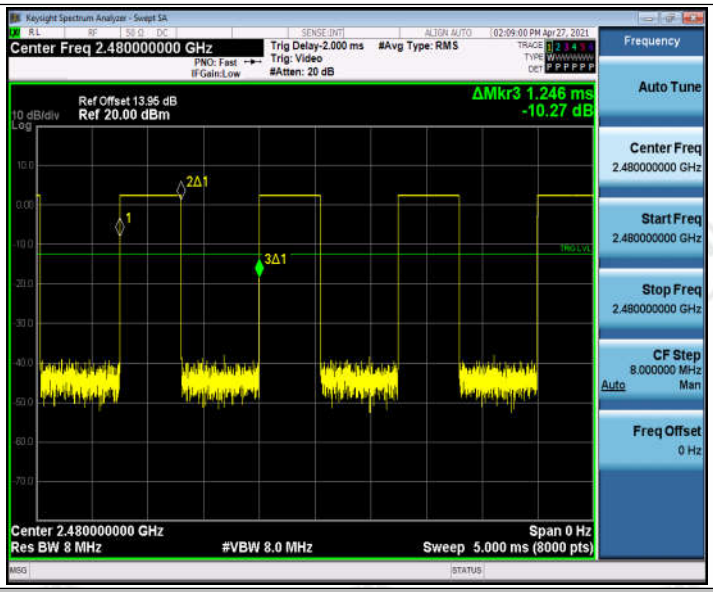

BLE_1M_Ant1_2480

*** End of Report ***