berkley jensen®

Holiday

ANIMATED VILLAGE

ARTICLE # 246053

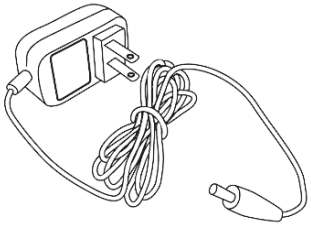

Adaptor(included)

Instruction for power adaptor (included)

1) Connect power adaptor to the bottom of the product

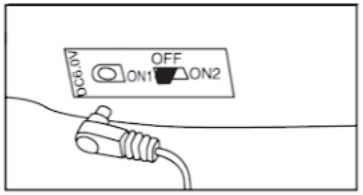

2) Plug in the adaptor to 100-240V power source
3) Turn on the switch under the product; product will light up with music playing

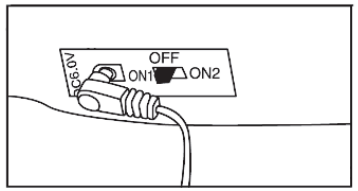

2

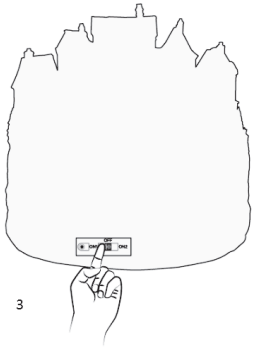

3

Control Panel features are listed below:

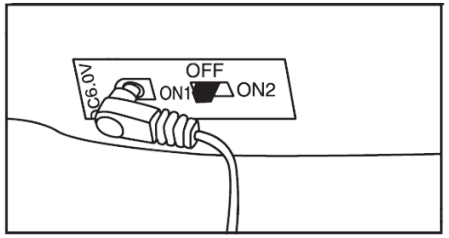

Switch ON1 is to turn on the light and music, switch in the middle is to turn everything off; Switch ON2 is to turn off music but the light will stay on.
Adaptor IN: 100-240V~50/60Hz 0.18A
Adaptor Out: 6.0V-1.2A
Made in China

WARNING:
This item is for decorative purposes only and not to be used as a toy;
children must be supervised near Animated Village.
Do not utilize the decorative item outdoors.
Do not install nor place near gas equipment or electric heaters, chimneys, candles or other similar heat sources
Disconnect the product when leaving the house, going to sleep or if left unattended.
Do not cover the decorative item with cloth, paper or any other material that is not part of the product when in use.
CAUTION: To reduce risk of fire and electric shock disconnect the decorative item from the power source before performing any maintenance or cleaning.

Note:

IMPORTANT SAFETY INSTRUCTIONS-SAVE THESE INSTRUCTIONS and DANGER-TO REDUCE THE RISK OF FIRE OR ELECTRIC SHOCK,CAREFULLY FOLLOW THESE INSTRUCTIONS.

1. The Power supply is certified according to the relevant safety standards UL1310.
2. Please read these safety instructions carefully.
3. Please keep this User's Manual for later reference.
4. Please disconnect this equipment from AC outlet before cleaning. Don't use liquid or sprayed detergent for cleaning. Use moisture sheet or clothe for cleaning.
5.For pluggable equipment, the socket-outlet shall be installed near the equipment and shall be easily accessible.
6. Please keep this equipment from humidity.
7. Make sure the voltage of the power source when connect the equipment to the power outlet.
8. All cautions and warnings on the equipment should be noted.
9. If the equipment is not use for long time, disconnect the equipment from mains to avoid being damaged by transient over-voltage.
10.Never open the equipment. For safety reason, qualified service personnel should only open the equipment.
11.If one of the following situations arises, get the equipment checked by service personnel:

a.Liquid has penetrated into the equipment.
b.The equipment has been exposed to moisture.
c.The equipment has not work well or you can not get it work according to user's manual.
d.The equipment has dropped and damaged.
e.If the equipment has obvious sign of breakage

12.Do not leave this equipment in an environment unconditioned, storage temperature above 30?C, it may damage the equipment.
13. The power supply shall be installed according to specification.
14. For connection to a supply not in the U.S. A., use an attachment plug adapter of the proper configuration for the power outlet, if needed. Or, If the shape of the plug does not fit the power outlet, use an attachment plug adaptor of the proper configuration for the power outlet.

This device complies with part 15 of the FCC Rules. Operation is subject to the following two conditions: (1) This device may not cause harmful interference, and (2) this device must accept any interference received, including interference that may cause undesired operation.
?
Warning: Changes or modifications to this unit not expressly approved by the party responsible for compliance could void the user’s authority to operate the equipment.
?
Note: This equipment has been tested and found to comply with the limits for a Class B digital device, pursuant to part 15 of the FCC Rules. These limits are designed to provide reasonable protection against harmful interference in a residential installation. This equipment generates, uses and can radiate radio frequency energy and, if not installed and used in accordance with the instructions, may cause harmful interference to radio communications. However, there is no guarantee that interference will not occur in a particular installation. If this equipment does cause harmful interference to radio or television reception, which can be determined by turning the equipment off and on, the user is encouraged to try to correct the interference by one or more of the following measures:
—Reorient or relocate the receiving antenna.
—Increase the separation between the equipment and receiver.
—Connect the equipment into an outlet on a circuit different from that to which the receiver is connected.
—Consult the dealer or an experienced radio/TV technician for help.