Appendix Test Data

Report No.:	18220WC30051901	Test Sample No.:	1-2-2
Start Test Date:	2023.03.30	Finish Test Date:	2023.04.04
Test Engineer:	Tony.He	Auditor:	Edward.Pan
Temperature:	25.0℃	Relative Humidity:	51%
Pressure:	1012 hPa		

Appendix A: DTS Bandwidth

Test Result

TestMode	Antenna	Frequency[MHz]	DTS BW [MHz]	FL[MHz]	FH[MHz]	Limit[MHz]	Verdict
BLE_1M	Ant1	2402	0.640	2401.644	2402.284	0.5	PASS
		2440	0.624	2439.648	2440.272	0.5	PASS
		2480	0.656	2479.620	2480.276	0.5	PASS

Test Graphs

BLE_1M_Ant1_2402

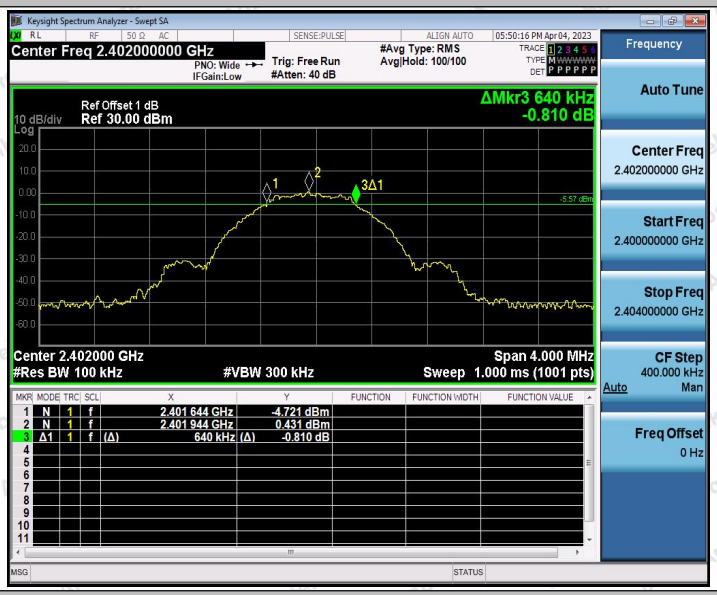

BLE_1M_Ant1_2440

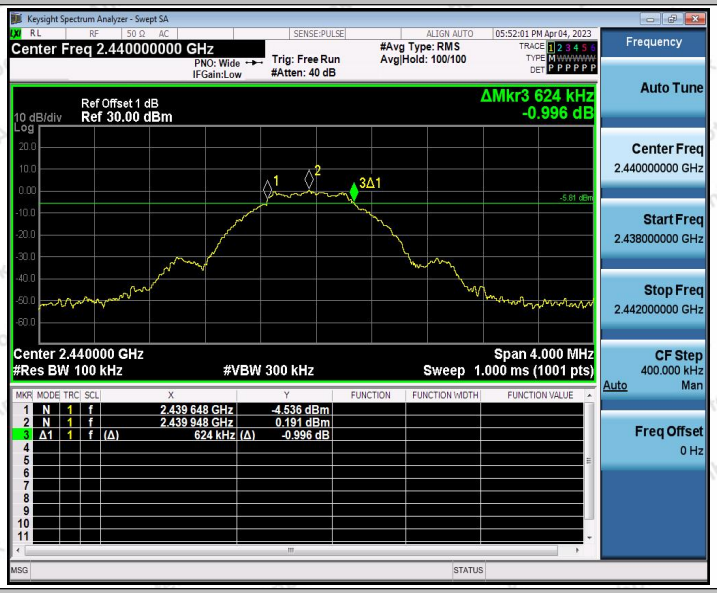

BLE_1M_Ant1_2480

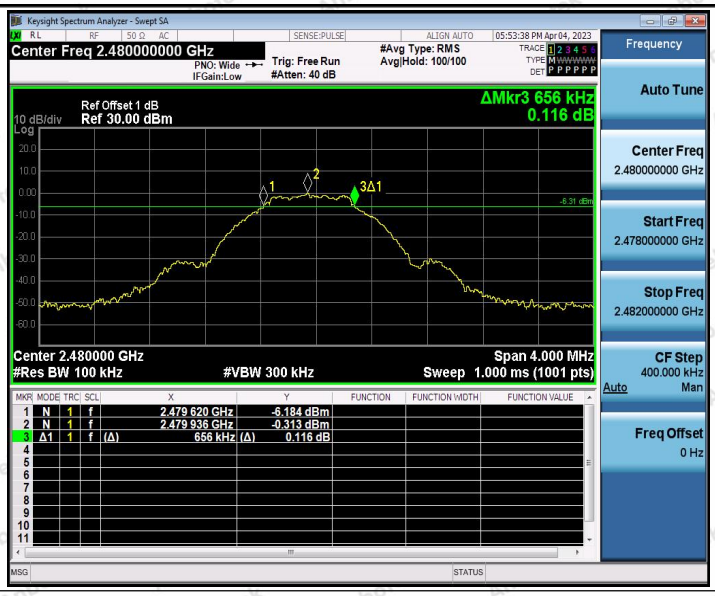
Keysight Spectrum Analyzer - Swept SA
Center Freq 2.480000000 GHz
PNO: Wide
IFGain:Low
Trig: Free Run
#Atten: 40 dB
#Avg Type: RMS
Avg|Hold: 100/100
05:53:38 PM Apr 04, 2023
Ref Offset 1 dB
10 dB/div
Ref 30.00 dBm
ΔMkr3 656 kHz
0.116 dB
-6.31 dBm
Center 2.480000 GHz
#Res BW 100 kHz
#VBW 300 kHz
Span 4.000 MHz
Sweep 1.000 ms (1001 pts)
1 N 1 f 2.479 620 GHz -6.184 dBm
2 N 1 f 2.479 936 GHz -0.313 dBm
3 Δ1 1 f (Δ) 656 kHz (Δ) 0.116 dB
Frequency
Auto Tune
Center Freq
2.480000000 GHz
Start Freq
2.478000000 GHz
Stop Freq
2.482000000 GHz
CF Step
400.000 kHz
Auto Man
Freq Offset
0 Hz

Appendix B: Occupied Channel Bandwidth

Test Result

TestMode	Antenna	Frequency[MHz]	OCB [MHz]	FL[MHz]	FH[MHz]
BLE_1M	Ant1	2402	1.0356	2401.4392	2402.4748
		2440	1.0276	2439.4400	2440.4676
		2480	1.0251	2479.4395	2480.4646

Test Graphs

BLE_1M_Ant1_2402

BLE_1M_Ant1_2440

BLE_1M_Ant1_2480

Keysight Spectrum Analyzer - Occupied BW
Center Freq 2.480000000 GHz
Center Freq: 2.480000000 GHz
Trig: Free Run
Avg|Hold: 100/100
#Atten: 40 dB
Radio Std: None
Radio Device: BTS
05:53:43 PM Apr 04, 2023
Frequency
Ref Offset 1 dB
10 dB/div
Ref 30.00 dBm
Log
Mkr1 2.479964 GHz
-0.32076 dBm
Center Freq
2.480000000 GHz
Center 2.48 GHz
#Res BW 43 kHz
#VBW 130 kHz
Span 4 MHz
Sweep 2.067 ms
CF Step
400.000 kHz
Auto
Man
Occupied Bandwidth
1.0251 MHz
Total Power
7.40 dBm
Transmit Freq Error
-47.988 kHz
OBW Power
99.00 %
x dB Bandwidth
1.257 MHz
x dB
-26.00 dB
Freq Offset
0 Hz
MSG
STATUS

Appendix C: Maximum conducted output power

Test Result Peak

TestMode	Antenna	Frequency[MHz]	Conducted Peak Power[dBm]	Conducted Limit[dBm]	Verdict
BLE_1M	Ant1	2402	1.75	≤30	PASS
		2440	1.64	≤30	PASS
		2480	1.31	≤30	PASS

Test Graphs Peak

BLE_1M_Ant1_2402

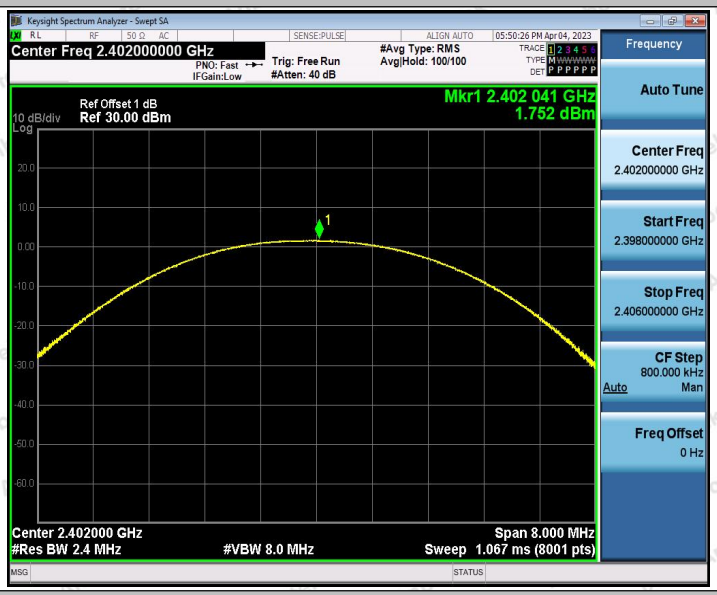

BLE_1M_Ant1_2440

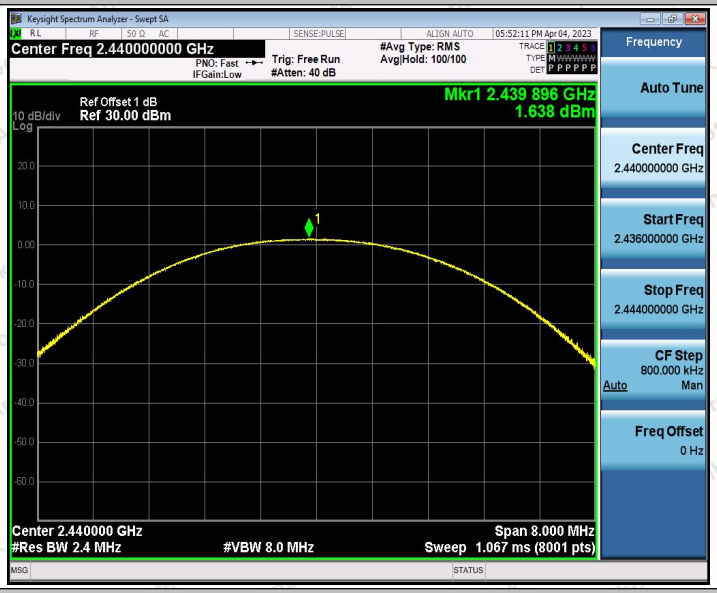

BLE_1M_Ant1_2480

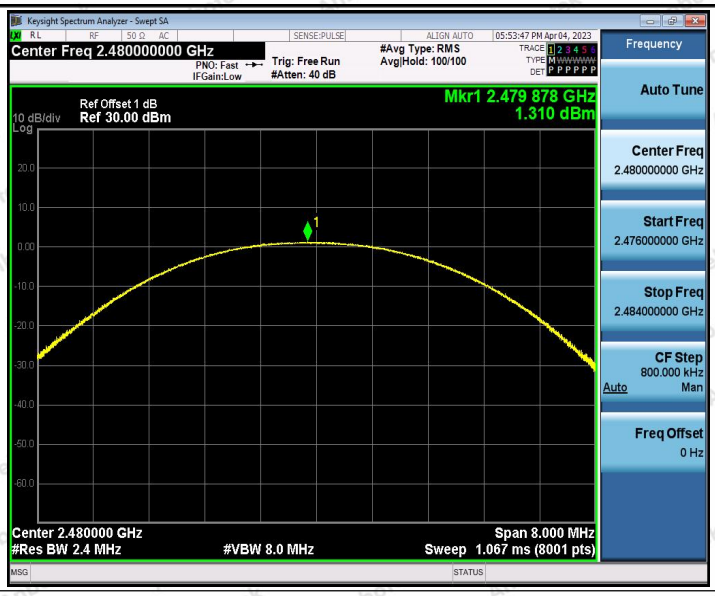
Keysight Spectrum Analyzer - Swept SA
Center Freq 2.480000000 GHz
PNO: Fast
IFGain:Low
Trig: Free Run
#Atten: 40 dB
#Avg Type: RMS
Avg|Hold: 100/100
05:53:47 PM Apr 04, 2023
Ref Offset 1 dB
10 dB/div
Ref 30.00 dBm
Log
Mkr1 2.479 878 GHz
1.310 dBm
Center 2.480000 GHz
#Res BW 2.4 MHz
#VBW 8.0 MHz
Span 8.000 MHz
Sweep 1.067 ms (8001 pts)
Frequency
Auto Tune
Center Freq
2.480000000 GHz
Start Freq
2.476000000 GHz
Stop Freq
2.484000000 GHz
CF Step
800.000 kHz
Auto
Man
Freq Offset
0 Hz

Appendix D: Maximum power spectral density

Test Result

TestMode	Antenna	Frequency[MHz]	Result[dBm/3kHz]	Limit[dBm/3kHz]	Verdict
BLE_1M	Ant1	2402	-13.67	≤8.00	PASS
		2440	-14.2	≤8.00	PASS
		2480	-14.36	≤8.00	PASS

Test Graphs

BLE_1M_Ant1_2402

BLE_1M_Ant1_2440

BLE_1M_Ant1_2480

Keysight Spectrum Analyzer - Swept SA
Center Freq 2.480000000 GHz
PNO: Wide
IFGain:Low
Trig: Free Run
#Atten: 30 dB
#Avg Type: RMS
Avg|Hold: 100/100
05:54:08 PM Apr 04, 2023
Ref Offset 1 dB
10 dB/div
Ref 20.00 dBm
Log
Mkr1 2.479 966 48 GHz
-14.359 dBm
Center 2.4800000 GHz
#Res BW 3.0 kHz
#VBW 10 kHz
Span 1.312 MHz
Sweep 140.0 ms (30000 pts)
Frequency
Auto Tune
Center Freq
2.480000000 GHz
Start Freq
2.479344000 GHz
Stop Freq
2.480656000 GHz
CF Step
131.200 kHz
Auto
Man
Freq Offset
0 Hz

Appendix E: Band edge measurements

Test Result

TestMode	Antenna	ChName	Frequency[MHz]	RefLevel[dBm]	Result[dBm]	Limit[dBm]	Verdict
BLE_1M	Ant1	Low	2402	0.00	-55.85	≤-20	PASS
		High	2480	0.61	-57.27	≤-19.4	PASS

Test Graphs

BLE_1M_Ant1_Low_2402

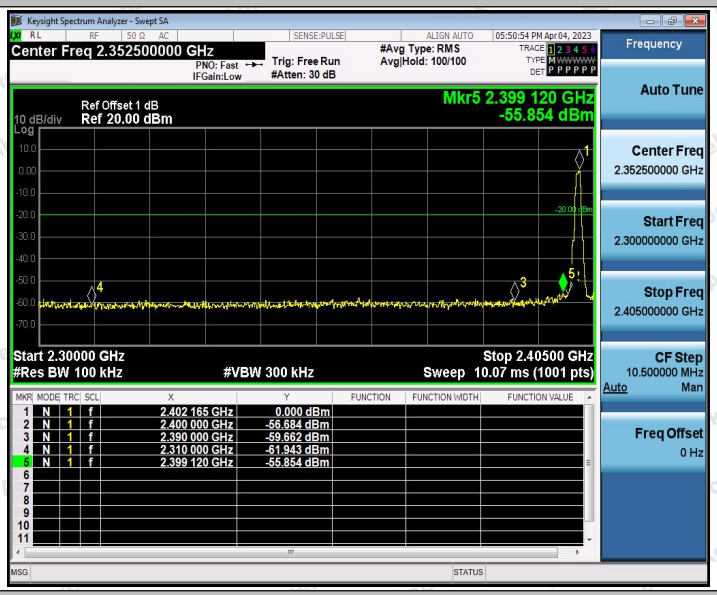

BLE_1M_Ant1_High_2480

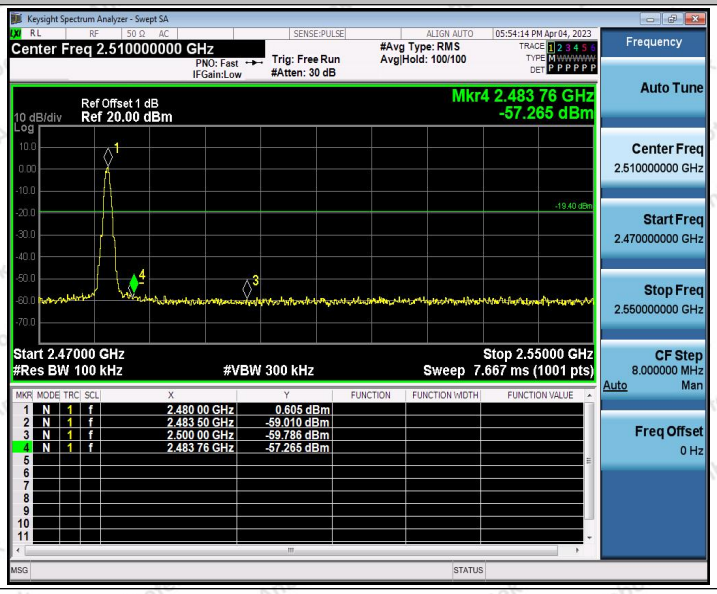

Appendix F: Conducted Spurious Emission

Test Result

TestMode	Antenna	Frequency[MHz]	FreqRange [MHz]	RefLevel [dBm]	Result[dBm]	Limit[dBm]	Verdict
BLE_1M	Ant1	2402	Reference	-0.22	-0.22	---	PASS
			30~1000	-0.22	-68.9	≤-20.22	PASS
			1000~26500	-0.22	-53.15	≤-20.22	PASS
		2440	Reference	-0.28	-0.28	---	PASS
			30~1000	-0.28	-68.72	≤-20.28	PASS
			1000~26500	-0.28	-52.88	≤-20.28	PASS
		2480	Reference	-1.05	-1.05	---	PASS
			30~1000	-1.05	-69.07	≤-21.05	PASS
			1000~26500	-1.05	-53.57	≤-21.05	PASS

Test Graphs

BLE_1M_Ant1_2402_0~Reference

BLE_1M_Ant1_2402_30~1000

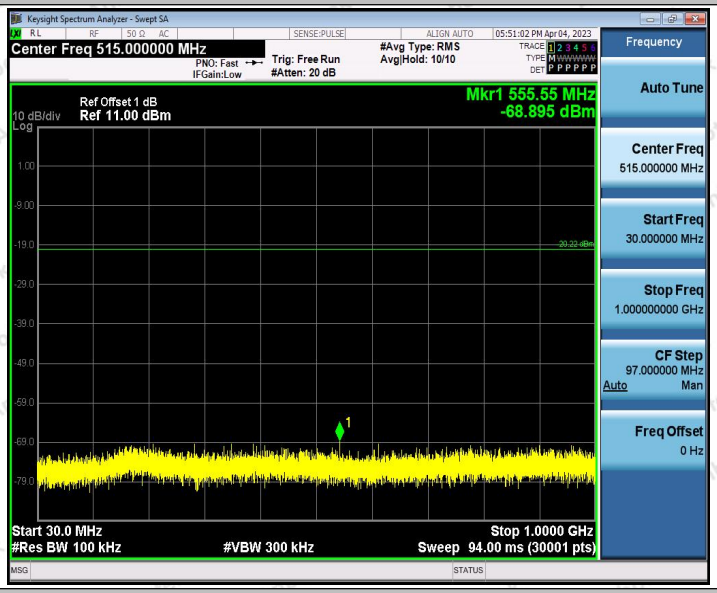

BLE_1M_Ant1_2402_1000~26500

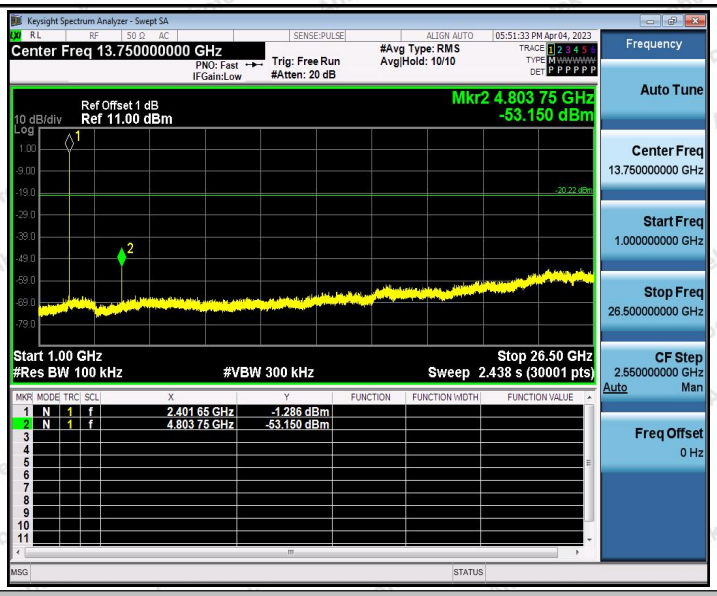

BLE_1M_Ant1_2440_0~Reference

BLE_1M_Ant1_2440_30~1000

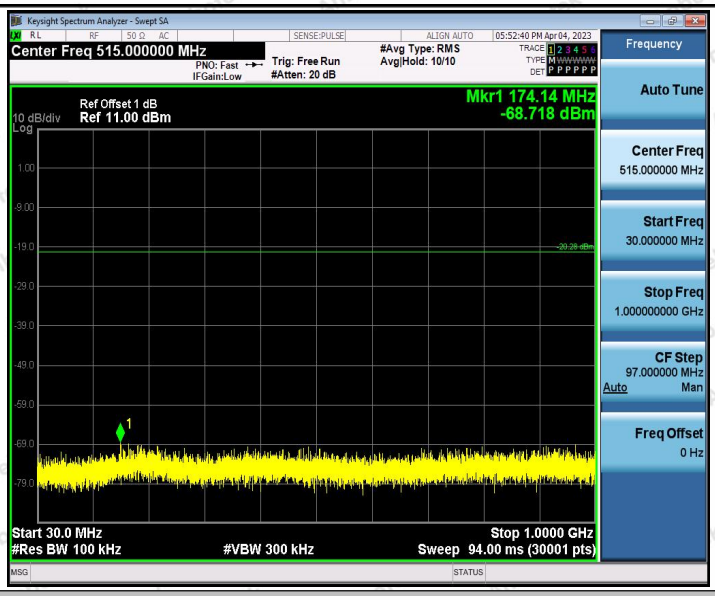

BLE_1M_Ant1_2440_1000~26500

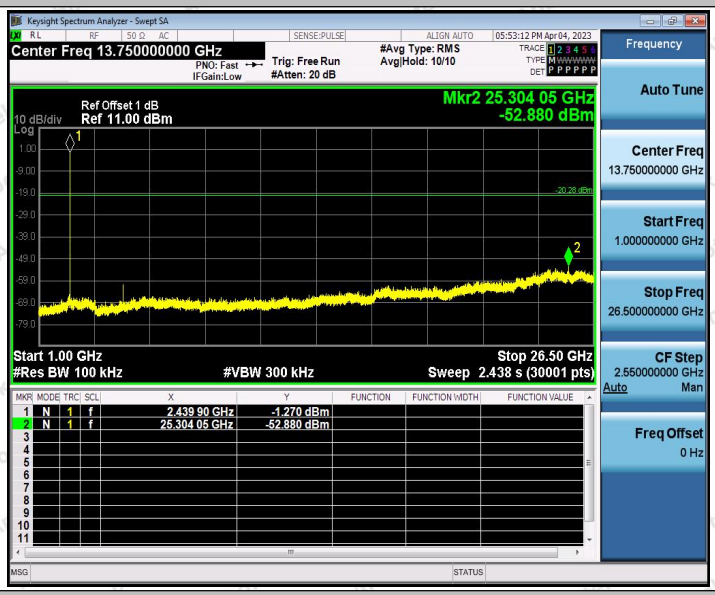

BLE_1M_Ant1_2480_0~Reference

BLE_1M_Ant1_2480_30~1000

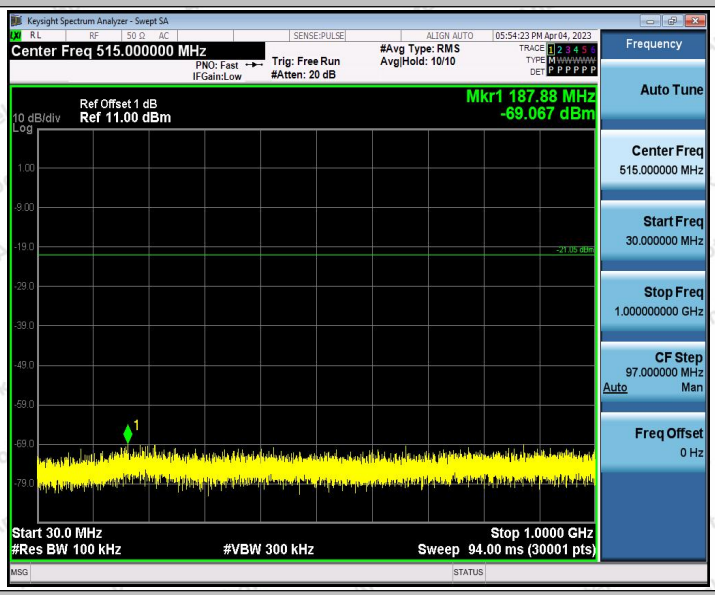

BLE_1M_Ant1_2480_1000~26500

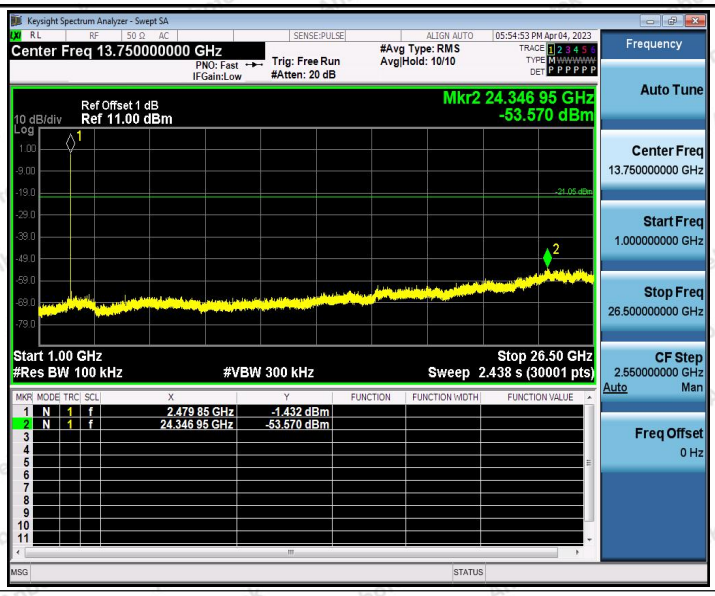
Keysight Spectrum Analyzer - Swept SA
Center Freq 13.750000000 GHz
PNO: Fast
IFGain:Low
Trig: Free Run
#Atten: 20 dB
#Avg Type: RMS
Avg|Hold: 10/10
05:54:53 PM Apr 04, 2023
Ref Offset 1 dB
10 dB/div
Ref 11.00 dBm
Mkr2 24.346 95 GHz
-53.570 dBm
Start 1.00 GHz
#Res BW 100 kHz
#VBW 300 kHz
Stop 26.50 GHz
Sweep 2.438 s (30001 pts)
1 N 1 f 2.479 85 GHz -1.432 dBm
2 N 1 f 24.346 95 GHz -53.570 dBm
Frequency
Auto Tune
Center Freq
13.750000000 GHz
Start Freq
1.000000000 GHz
Stop Freq
26.500000000 GHz
CF Step
2.550000000 GHz
Auto Man
Freq Offset
0 Hz

Appendix G: Duty Cycle

Test Result

TestMode	Antenna	Frequency[MHz]	ON Time [ms]	Period [ms]	Duty Cycle [%]	Duty Cycle Factor[dB]
BLE_1M	Ant1	2402	2.10	2.50	84.00	0.76
		2440	2.10	2.50	84.00	0.76
		2480	2.10	2.50	84.00	0.76

Test Graphs

BLE_1M_Ant1_2402

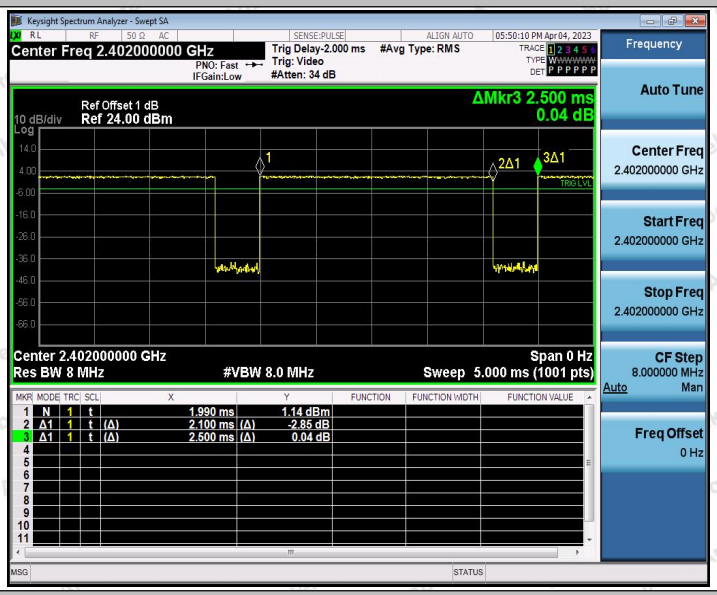

BLE_1M_Ant1_2440

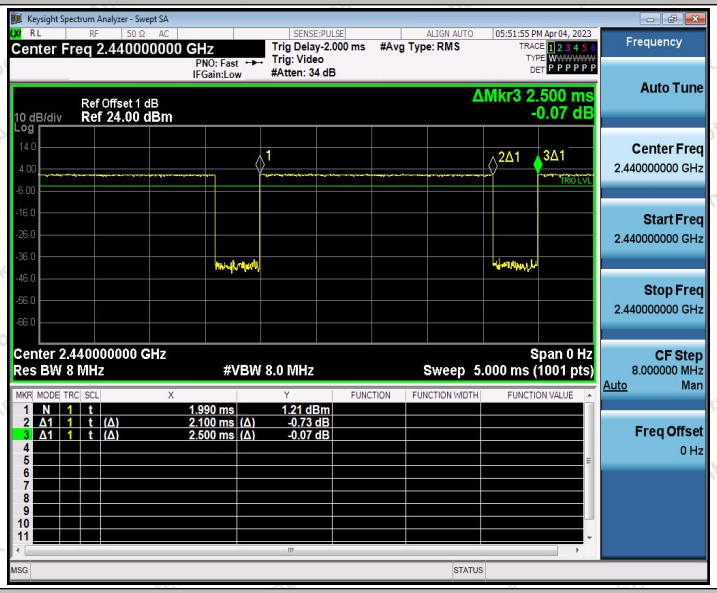

BLE_1M_Ant1_2480

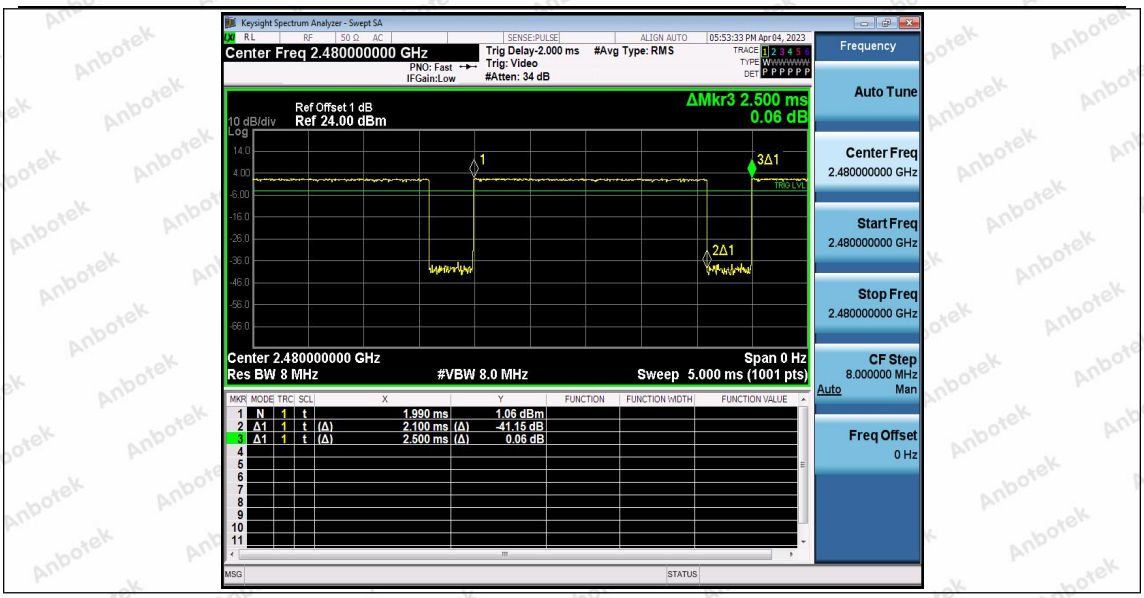
Keysight Spectrum Analyzer - Swept SA
Center Freq 2.480000000 GHz
PNO: Fast
IFGain:Low
Trig Delay-2.000 ms
Trig: Video
#Atten: 34 dB
#Avg Type: RMS
05:53:33 PM Apr 04, 2023
Frequency
Auto Tune
Center Freq
2.480000000 GHz
Start Freq
2.480000000 GHz
Stop Freq
2.480000000 GHz
CF Step
8.000000 MHz
Auto Man
Freq Offset
0 Hz
ΔMkr3 2.500 ms
0.06 dB
Ref Offset 1 dB
10 dB/div
Ref 24.00 dBm
Log
1
3Δ1
2Δ1
Center 2.480000000 GHz
Res BW 8 MHz
#VBW 8.0 MHz
Span 0 Hz
Sweep 5.000 ms (1001 pts)
1 N 1 t 1.990 ms 1.06 dBm
2 Δ1 1 t (Δ) 2.100 ms (Δ) -41.15 dB
3 Δ1 1 t (Δ) 2.500 ms (Δ) 0.06 dB

---End---