For radiated emissions from 1GHz to 18GHz

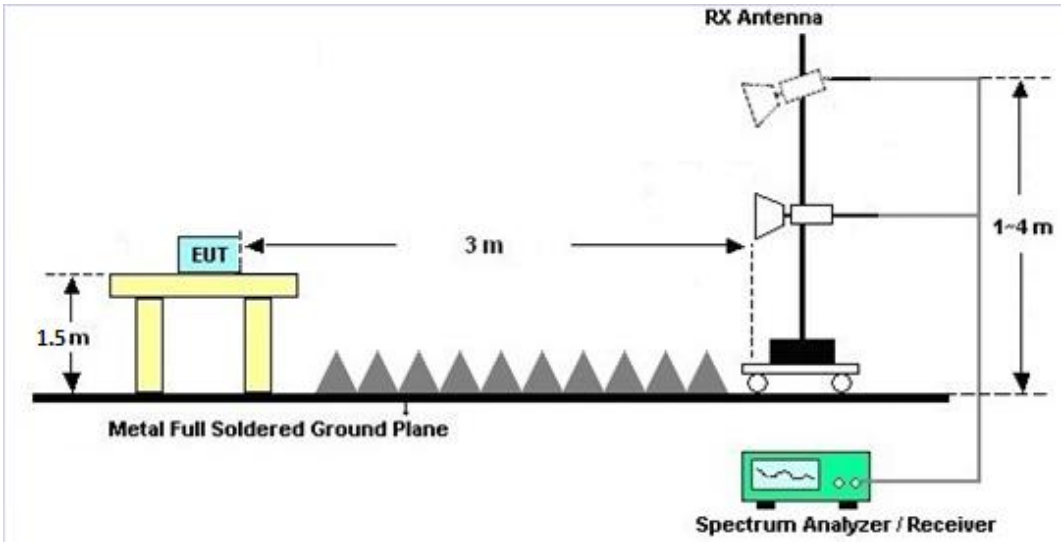

For radiated emissions above 18GHz

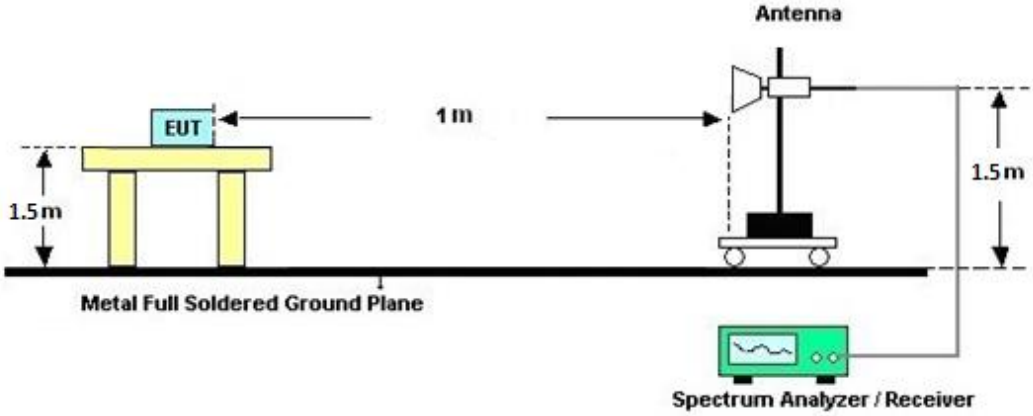

3.5.5 Test Results of Radiated Spurious Emissions (9kHz ~ 30MHz)

The low frequency, which started from 9 kHz to 30MHz, was pre-scanned and the result which was 20dB lower than the limit line was not reported.

There is a comparison data of both open-field test site and alternative test site - semi-Anechoic chamber according to 414788 D01 Radiated Test Site v01r01, and the result came out very similar.

3.5.6 Test Result of Radiated Spurious at Band Edges

Please refer to Appendix C and D.

3.5.7 Duty Cycle

Please refer to Appendix E.

3.5.8 Test Result of Radiated Spurious Emission (30MHz ~ 10th Harmonic)

Please refer to Appendix C and D.

3.6 AC Conducted Emission Measurement

3.6.1 Limit of AC Conducted Emission

For equipment that is designed to be connected to the public utility (AC) power line, the radio frequency voltage that is conducted back onto the AC power line on any frequency or frequencies within the band 150 kHz to 30 MHz shall not exceed the limits in the following table.

Frequency of Emission (MHz)	Conducted Limit (dBμV)	
	Quasi-Peak	Average
0.15-0.5	66 to 56*	56 to 46*
0.5-5	56	46
5-30	60	50

*Decreases with the logarithm of the frequency.

3.6.2 Measuring Instruments

See list of measuring equipment of this test report.

3.6.3 Test Procedures

1. The EUT was placed 0.4 meter from the conducting wall of the shielding room, and it was kept at least 80 centimeters from any other grounded conducting surface.
2. Connect EUT to the power mains through a line impedance stabilization network (LISN).
3. All the support units are connecting to the other LISN.
4. The LISN provides 50 ohm coupling impedance for the measuring instrument.
5. The FCC states that a 50 ohm, 50 microhenry LISN should be used.
6. Both sides of AC line were checked for maximum conducted interference.
7. The frequency range from 150 kHz to 30 MHz was searched.
8. Set the test-receiver system to Peak Detect Function and specified bandwidth (IF bandwidth = 9kHz) with Maximum Hold Mode.

3.6.4 Test Setup

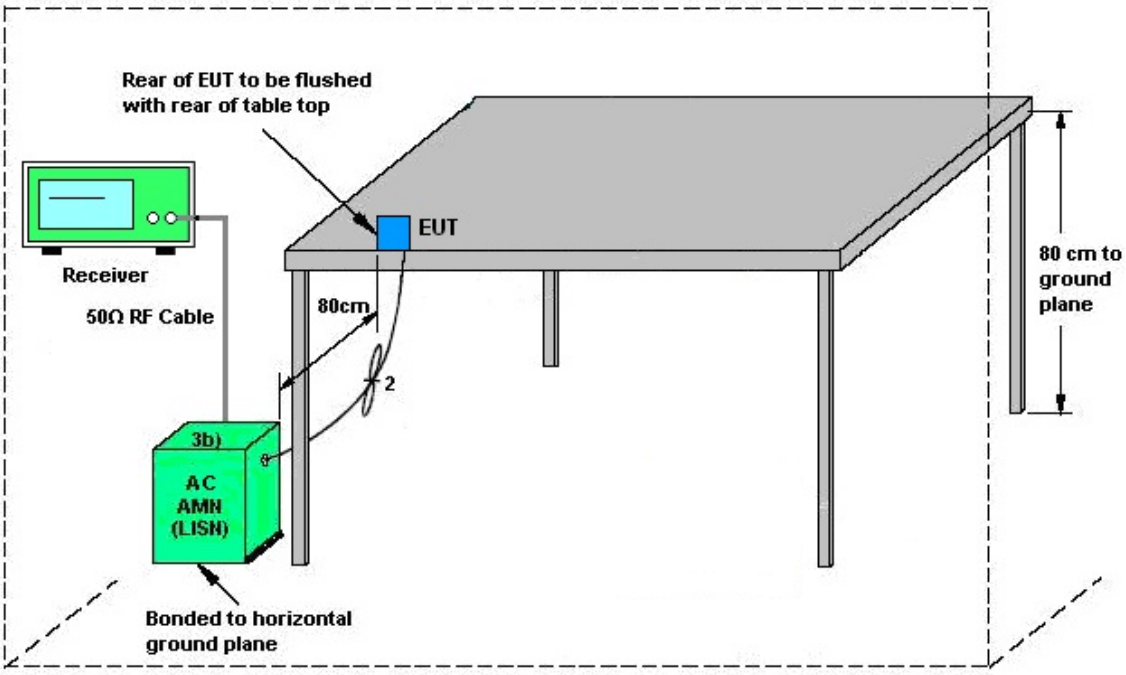

AMN = Artificial mains network (LISN)
AE = Associated equipment
EUT = Equipment under test
ISN = Impedance stabilization network

3.6.5 Test Result of AC Conducted Emission

Please refer to Appendix B.

3.7 Antenna Requirements

3.7.1 Standard Applicable

If directional gain of transmitting Antennas is greater than 6dBi, the power shall be reduced by the same level in dB comparing to gain minus 6dBi. The use of a permanently attached Antenna or of an Antenna that uses a unique coupling to the intentional radiator shall be considered sufficient to comply with the rule.

3.7.2 Antenna Anti-Replacement Construction

An embedded-in antenna design is used.

3.7.3 Antenna Gain

The antenna peak gain of EUT is less than 6 dBi. Therefore, it is not necessary to reduce maximum peak output power limit.

4 List of Measuring Equipment

Instrument	Brand Name	Model No.	Serial No.	Characteristics	Calibration Date	Test Date	Due Date	Remark
Loop Antenna	Rohde & Schwarz	HFH2-Z2	100488	9 kHz~30 MHz	Jan. 09, 2020	Oct. 19, 2020~ Nov. 11, 2020	Jan. 08, 2021	Radiation (03CH13-HY)
Horn Antenna	SCHWARZBECK	BBHA 9120 D	9120D-1212	1GHz ~ 18GHz	May 20, 2020	Oct. 19, 2020~ Nov. 11, 2020	May 19, 2021	Radiation (03CH13-HY)
Bilog Antenna	TESEQ	CBL 6111D&00800N1D01N-06	40103&07	30MHz to 1GHz	Apr. 29, 2020	Oct. 19, 2020~ Nov. 11, 2020	Apr. 28, 2021	Radiation (03CH13-HY)
SHF-EHF Horn Antenna	SCHWARZBECK	BBHA 9170	BBHA9170584	18GHz- 40GHz	Dec. 10, 2019	Oct. 19, 2020~ Nov. 11, 2020	Dec. 09, 2020	Radiation (03CH13-HY)
Preamplifier	Keysight	83017A	MY53270147	1GHz~26.5GHz	Oct. 28, 2019	Oct. 19, 2020~ Oct. 26, 2020	Oct. 27, 2020	Radiation (03CH13-HY)
Preamplifier	Keysight	83017A	MY53270147	1GHz~26.5GHz	Oct. 27, 2020	Oct. 27, 2020~ Nov. 11, 2020	Oct. 26, 2021	Radiation (03CH13-HY)
Preamplifier	MITEQ	AMF-7D-00101800-30-10P	1590074	1GHz~18GHz	May 19, 2020	Oct. 19, 2020~ Nov. 11, 2020	May 18, 2021	Radiation (03CH13-HY)
Amplifier	Sonoma-Instrument	310 N	187282	9KHz~1GHz	Dec. 17, 2019	Oct. 19, 2020~ Nov. 11, 2020	Dec. 16, 2020	Radiation (03CH13-HY)
Preamplifier	EMEC	EM18G40G	060715	18GHz ~ 40GHz	Dec. 13, 2019	Oct. 19, 2020~ Nov. 11, 2020	Dec. 12, 2020	Radiation (03CH13-HY)
Hygrometer	TECPEL	DTM-303B	TP140349	N/A	Oct. 02, 2020	Oct. 19, 2020~ Nov. 11, 2020	Oct. 01, 2021	Radiation (03CH13-HY)
RF Cable	HUBER + SUHNER	SUCOFLEX 126E	0030/126E	30M-18G	Feb. 12, 2020	Oct. 19, 2020~ Nov. 11, 2020	Feb. 11, 2021	Radiation (03CH13-HY)
RF Cable	HUBER + SUHNER	SUCOFLEX 104	804793/4	30M-18G	Feb. 12, 2020	Oct. 19, 2020~ Nov. 11, 2020	Feb. 11, 2021	Radiation (03CH13-HY)
RF Cable	HUBER + SUHNER	SUCOFLEX 104	MY24961/4	30M-18G	Feb. 12, 2020	Oct. 19, 2020~ Nov. 11, 2020	Feb. 11, 2021	Radiation (03CH13-HY)
RF Cable	HUBER + SUHNER	SUCOFLEX 102	MY2859/2	30M~40GHz	Mar. 12, 2020	Oct. 19, 2020~ Nov. 11, 2020	Mar. 11, 2021	Radiation (03CH13-HY)
RF Cable	HUBER + SUHNER	SUCOFLEX 102	MY4274/2	30M~40GHz	Mar. 12, 2020	Oct. 19, 2020~ Nov. 11, 2020	Mar. 11, 2021	Radiation (03CH13-HY)
RF Cable	HUBER + SUHNER	SUCOFLEX 104	MY9837/4PE	9kHz~30MHz	Mar. 12, 2020	Oct. 19, 2020~ Nov. 11, 2020	Mar. 11, 2021	Radiation (03CH13-HY)
Spectrum Analyzer	Keysight	N9010A	MY54200485	10Hz~44GHz	Feb. 10, 2020	Oct. 19, 2020~ Nov. 11, 2020	Feb. 09, 2021	Radiation (03CH13-HY)
Controller	EMEC	EM1000	N/A	Control Turn table & Ant Mast	N/A	Oct. 19, 2020~ Nov. 11, 2020	N/A	Radiation (03CH13-HY)
Antenna Mast	EMEC	AM-BS-4500-B	N/A	1m~4m	N/A	Oct. 19, 2020~ Nov. 11, 2020	N/A	Radiation (03CH13-HY)
Turn Table	EMEC	TT2000	N/A	0~360 Degree	N/A	Oct. 19, 2020~ Nov. 11, 2020	N/A	Radiation (03CH13-HY)
Software	AUDIX	E3 6.2009-8-24c	RK-001124	N/A	N/A	Oct. 19, 2020~ Nov. 11, 2020	N/A	Radiation (03CH13-HY)
EMI Test Receiver	Keysight	N9038A (MXE)	MY53290045	20Hz ~ 8.4GHz	Jan. 18, 2020	Oct. 19, 2020~ Nov. 11, 2020	Jan. 17, 2021	Radiation (03CH13-HY)
Filter	Wainwright	WHKX8-5872.5-6750-18000-40ST	SN6	6.75GHz High Pass Filter	Mar. 12, 2020	Oct. 19, 2020~ Nov. 11, 2020	Mar. 11, 2021	Radiation (03CH13-HY)
Filter	Wainwright	WLK4-1000-1530-8000-40SS	SN12	1.53GHz Low Pass Filter	Sep. 15, 2020	Oct. 19, 2020~ Nov. 11, 2020	Sep. 14, 2021	Radiation (03CH13-HY)

Instrument	Brand Name	Model No.	Serial No.	Characteristics	Calibration Date	Test Date	Due Date	Remark
Hygrometer	Testo	608-H1	34893241	N/A	Mar. 02, 2020	Oct. 28, 2020~ Nov. 16, 2020	Mar. 01, 2021	Conducted (TH05-HY)
Power Sensor	DARE	RPR3006W	16I00054S NO10	10MHz~6GHz	Dec. 23, 2019	Oct. 28, 2020~ Nov. 16, 2020	Dec. 22, 2020	Conducted (TH05-HY)
Signal Analyzer	Rohde & Schwarz	FSV40	101905	10Hz~40GHz	May 05, 2020	Oct. 28, 2020~ Nov. 16, 2020	May 04, 2021	Conducted (TH05-HY)
Switch Box & RF Cable	EM Electronics	EMSW18SE	SW200302	N/A	Mar. 17, 2020	Oct. 28, 2020~ Nov. 16, 2020	Mar. 16, 2021	Conducted (TH05-HY)
AC Power Source	ChainTek	APC-1000W	N/A	N/A	N/A	Oct. 20, 2020	N/A	Conduction (CO05-HY)
EMI Test Receiver	Rohde & Schwarz	ESR3	102388	9kHz~3.6GHz	Nov. 15, 2019	Oct. 20, 2020	Nov. 14, 2020	Conduction (CO05-HY)
Hygrometer	Testo	608-H1	34913912	N/A	Nov. 07, 2019	Oct. 20, 2020	Nov. 06, 2020	Conduction (CO05-HY)
LISN	Rohde & Schwarz	ENV216	100080	9kHz~30MHz	Nov. 20, 2019	Oct. 20, 2020	Nov. 19, 2020	Conduction (CO05-HY)
Software	Rohde & Schwarz	EMC32 V10.30	N/A	N/A	N/A	Oct. 20, 2020	N/A	Conduction (CO05-HY)
LF Cable	HUBER + SUHNER	RG-214/U	LF01	N/A	Jan. 02, 2020	Oct. 20, 2020	Jan. 01, 2021	Conduction (CO05-HY)
Pulse Limiter	Rohde & Schwarz	ESH3-Z2	100851	N/A	Jan. 02, 2020	Oct. 20, 2020	Jan. 01, 2021	Conduction (CO05-HY)

5 Uncertainty of Evaluation

Uncertainty of Conducted Emission Measurement (150kHz ~ 30MHz)

Measuring Uncertainty for a Level of Confidence of 95% (U = 2Uc(y))	2.3

Uncertainty of Radiated Emission Measurement (30 MHz ~ 1000 MHz)

Measuring Uncertainty for a Level of Confidence of 95% (U = 2Uc(y))	4.8

Uncertainty of Radiated Emission Measurement (1000 MHz ~ 18000 MHz)

Measuring Uncertainty for a Level of Confidence of 95% (U = 2Uc(y))	5.1

Uncertainty of Radiated Emission Measurement (18000 MHz ~ 40000 MHz)

Measuring Uncertainty for a Level of Confidence of 95% (U = 2Uc(y))	4.8

Appendix A. Test Result of Conducted Test Items

Test Engineer:	Shiming Liu/Kathy Chen	Temperature:	22.8~23.6	°C
Test Date:	2020/10/28~2020/11/16	Relative Humidity:	53.8~54.7	%

Report Number : FR072932-01C

TEST RESULTS DATA
6dB and 99% Occupied Bandwidth

2.4GHz Band Single Antenna										
Mod.	Data Rate	NTX	CH.	Freq. (MHz)	99% Occupied BW (MHz)		6dB BW (MHz)		6dB BW Limit (MHz)	Pass/Fail
					Ant1	Ant2	Ant1	Ant2		
11b	1Mbps	1	1	2412	12.99	12.99	8.06	8.06	0.50	Pass
11b	1Mbps	1	6	2437	12.99	12.99	8.06	8.06	0.50	Pass
11b	1Mbps	1	11	2462	13.04	12.99	8.06	8.08	0.50	Pass
11b	1Mbps	1	12	2467	12.99	13.09	8.06	8.54	0.50	Pass
11b	1Mbps	1	13	2472	12.99	13.09	8.06	8.06	0.50	Pass
11g	6Mbps	1	1	2412	16.73	16.78	16.36	16.30	0.50	Pass
11g	6Mbps	1	6	2437	16.78	16.83	16.34	16.32	0.50	Pass
11g	6Mbps	1	11	2462	16.83	16.78	16.36	16.30	0.50	Pass
11g	6Mbps	1	12	2467	16.73	16.68	16.36	16.32	0.50	Pass
11g	6Mbps	1	13	2472	16.78	16.73	16.36	16.32	0.50	Pass
HT20	MCS0	1	1	2412	17.73	17.78	17.60	17.58	0.50	Pass
HT20	MCS0	1	6	2437	17.83	17.83	17.60	17.58	0.50	Pass
HT20	MCS0	1	11	2462	17.73	17.78	17.58	17.58	0.50	Pass
HT20	MCS0	1	12	2467	17.73	17.78	17.60	17.58	0.50	Pass
HT20	MCS0	1	13	2472	17.73	17.78	17.62	17.56	0.50	Pass

TEST RESULTS DATA
Average Output Power

2.4GHz Band Single Antenna																
Mod.	Data Rate	NTX	CH.	Freq. (MHz)	Average Conducted Power (dBm)			Conducted Power Limit (dBm)		DG (dBi)		EIRP Power (dBm)		EIRP Power Limit (dBm)		Pass /Fail
					Ant1	Ant2	SUM	Ant1	Ant2	Ant1	Ant2	Ant1	Ant2	Ant1	Ant2	
11b	1Mbps	1	1	2412	14.50	15.20		30.00	30.00	1.30	1.80	15.80	17.00	36.00	36.00	Pass
11b	1Mbps	1	6	2437	15.40	15.20		30.00	30.00	1.30	1.80	16.70	17.00	36.00	36.00	Pass
11b	1Mbps	1	11	2462	15.30	15.20		30.00	30.00	1.30	1.80	16.60	17.00	36.00	36.00	Pass
11b	1Mbps	1	12	2467	15.30	15.20		30.00	30.00	1.30	1.80	16.60	17.00	36.00	36.00	Pass
11b	1Mbps	1	13	2472	15.00	15.30		30.00	30.00	1.30	1.80	16.30	17.10	36.00	36.00	Pass
11g	6Mbps	1	1	2412	15.10	15.10		30.00	30.00	1.30	1.80	16.40	16.90	36.00	36.00	Pass
11g	6Mbps	1	6	2437	15.10	15.10		30.00	30.00	1.30	1.80	16.40	16.90	36.00	36.00	Pass
11g	6Mbps	1	11	2462	15.10	14.60		30.00	30.00	1.30	1.80	16.40	16.40	36.00	36.00	Pass
11g	6Mbps	1	12	2467	12.80	12.90		30.00	30.00	1.30	1.80	14.10	14.70	36.00	36.00	Pass
11g	6Mbps	1	13	2472	10.80	10.30		30.00	30.00	1.30	1.80	12.10	12.10	36.00	36.00	Pass
HT20	MCS0	1	1	2412	15.10	15.10		30.00	30.00	1.30	1.80	16.40	16.90	36.00	36.00	Pass
HT20	MCS0	1	6	2437	15.10	15.10		30.00	30.00	1.30	1.80	16.40	16.90	36.00	36.00	Pass
HT20	MCS0	1	11	2462	15.20	14.70		30.00	30.00	1.30	1.80	16.50	16.50	36.00	36.00	Pass
HT20	MCS0	1	12	2467	12.60	12.70		30.00	30.00	1.30	1.80	13.90	14.50	36.00	36.00	Pass
HT20	MCS0	1	13	2472	10.70	10.40		30.00	30.00	1.30	1.80	12.00	12.20	36.00	36.00	Pass

Note: Measured power (dBm) has offset with cable loss.

Report Number : FR072932-01C

TEST RESULTS DATA
Peak Power Spectral Density

2.4GHz Band Single Antenna												
Mod.	Data Rate	NTX	CH.	Freq. (MHz)	Peak PSD (dBm/3kHz)			DG (dBi)		Peak PSD Limit (dBm/3kHz)		Pass/Fail
					Ant1	Ant2	Worse + 3.01	Ant1	Ant2	Ant1	Ant2	
11b	1Mbps	1	1	2412	-7.58	-6.79		1.30	1.80	8.00	8.00	Pass
11b	1Mbps	1	6	2437	-6.66	-6.65		1.30	1.80	8.00	8.00	Pass
11b	1Mbps	1	11	2462	-6.65	-6.60		1.30	1.80	8.00	8.00	Pass
11b	1Mbps	1	12	2467	-6.50	-6.58		1.30	1.80	8.00	8.00	Pass
11b	1Mbps	1	13	2472	-7.16	-6.53		1.30	1.80	8.00	8.00	Pass
11g	6Mbps	1	1	2412	-10.17	-10.12		1.30	1.80	8.00	8.00	Pass
11g	6Mbps	1	6	2437	-10.26	-10.19		1.30	1.80	8.00	8.00	Pass
11g	6Mbps	1	11	2462	-10.02	-10.64		1.30	1.80	8.00	8.00	Pass
11g	6Mbps	1	12	2467	-12.56	-12.62		1.30	1.80	8.00	8.00	Pass
11g	6Mbps	1	13	2472	-14.45	-15.08		1.30	1.80	8.00	8.00	Pass
HT20	MCS0	1	1	2412	-10.25	-10.18		1.30	1.80	8.00	8.00	Pass
HT20	MCS0	1	6	2437	-10.17	-10.06		1.30	1.80	8.00	8.00	Pass
HT20	MCS0	1	11	2462	-10.03	-10.59		1.30	1.80	8.00	8.00	Pass
HT20	MCS0	1	12	2467	-12.58	-12.66		1.30	1.80	8.00	8.00	Pass
HT20	MCS0	1	13	2472	-14.62	-14.98		1.30	1.80	8.00	8.00	Pass

Measured power density (dBm) has offset with cable loss.

Appendix B. AC Conducted Emission Test Results

Test Engineer :	Howard Huang and Bor-Shiang Huang	**Temperature :**	24~26℃
		Relative Humidity :	38~41%

EUT Information

Report NO :	072932-01
Test Mode :	Mode 1
Test Voltage :	120Vac/60Hz
Phase :	Line

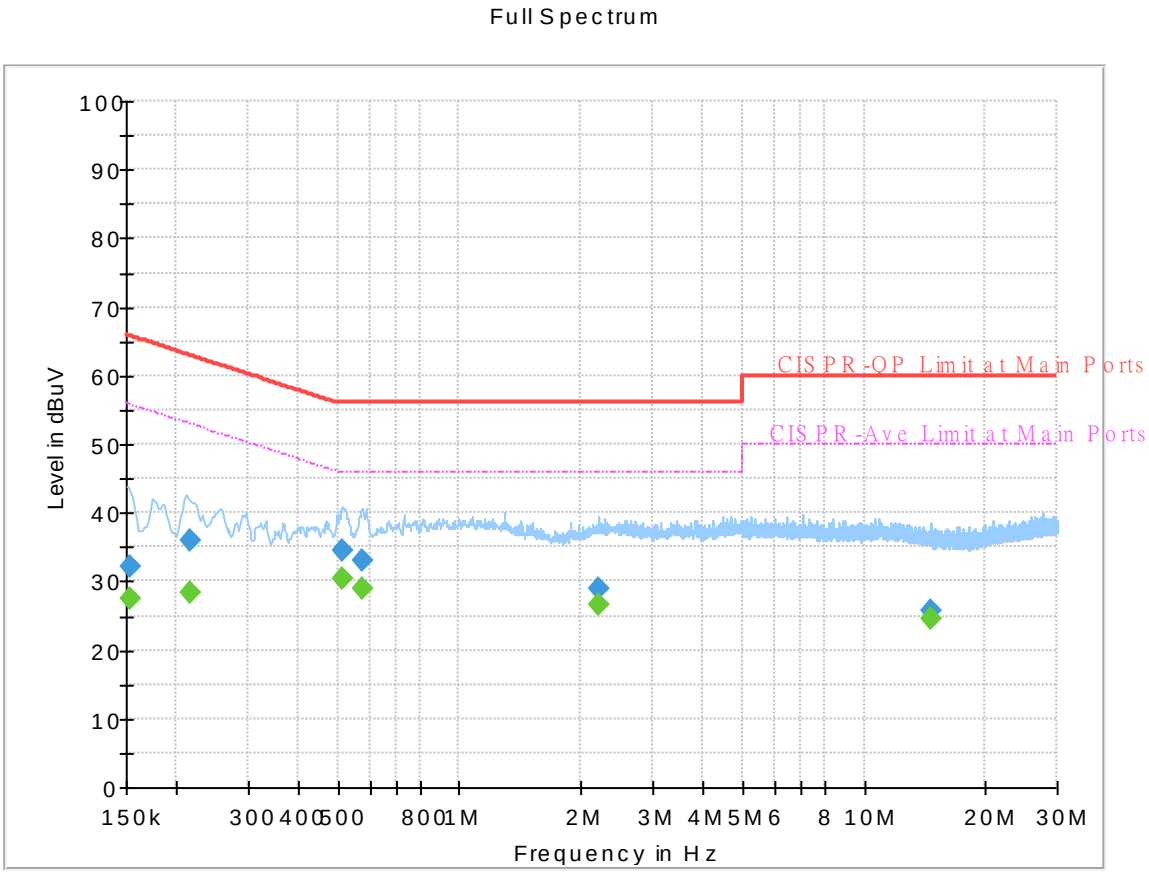

Final_Result

Frequency (MHz)	QuasiPeak (dBuV)	CAverage (dBuV)	Limit (dBuV)	Margin (dB)	Line	Filter	Corr. (dB)
0.154185	---	27.42	55.77	28.35	L1	OFF	19.6
0.154185	32.09	---	65.77	33.68	L1	OFF	19.6
0.215250	---	28.25	53.00	24.75	L1	OFF	19.6
0.215250	35.93	---	63.00	27.07	L1	OFF	19.6
0.514230	---	30.49	46.00	15.51	L1	OFF	19.6
0.514230	34.65	---	56.00	21.35	L1	OFF	19.6
0.576330	---	28.83	46.00	17.17	L1	OFF	19.6
0.576330	33.05	---	56.00	22.95	L1	OFF	19.6
2.211450	---	26.52	46.00	19.48	L1	OFF	19.6
2.211450	29.08	---	56.00	26.92	L1	OFF	19.6
14.585280	---	24.55	50.00	25.45	L1	OFF	20.2
14.585280	25.70	---	60.00	34.30	L1	OFF	20.2

EUT Information

Report NO :	072932-01
Test Mode :	Mode 1
Test Voltage :	120Vac/60Hz
Phase :	Neutral

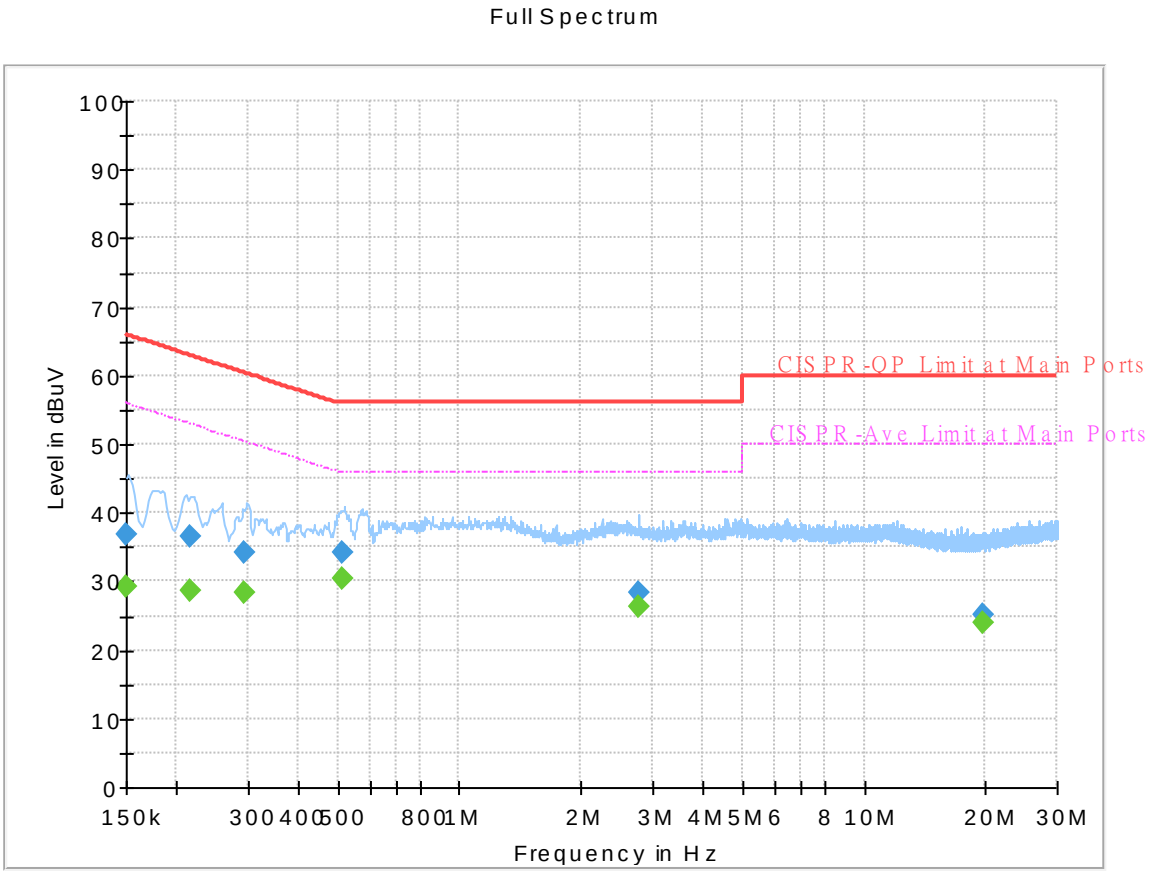

Final_Result

Frequency (MHz)	QuasiPeak (dBuV)	CAverage (dBuV)	Limit (dBuV)	Margin (dB)	Line	Filter	Corr. (dB)
0.150000	---	29.11	56.00	26.89	N	OFF	19.6
0.150000	36.82	---	66.00	29.18	N	OFF	19.6
0.215250	---	28.73	53.00	24.27	N	OFF	19.5
0.215250	36.64	---	63.00	26.36	N	OFF	19.5
0.294000	---	28.42	50.41	21.99	N	OFF	19.5
0.294000	34.16	---	60.41	26.25	N	OFF	19.5
0.514500	---	30.30	46.00	15.70	N	OFF	19.5
0.514500	34.19	---	56.00	21.81	N	OFF	19.5
2.786100	---	26.20	46.00	19.80	N	OFF	19.6
2.786100	28.37	---	56.00	27.63	N	OFF	19.6
19.644630	---	24.11	50.00	25.89	N	OFF	19.9
19.644630	25.11	---	60.00	34.89	N	OFF	19.9

Appendix C. Radiated Spurious Emission

Test Engineer :	Daniel Lee, Jacky Hong and Wilson Wu	Temperature :	20~25°C
		Relative Humidity :	50~60%

2.4GHz 2400~2483.5MHz

WIFI 802.11b (Band Edge @ 3m)

WIFI Ant.	Note	Frequency	Level	Over Limit	Limit Line	Read Level	Antenna Factor	Path Loss	Preamp Factor	Ant Pos	Table Pos	Peak Avg.	Pol.
1		(MHz)	(dBμV/m)	(dB)	(dBμV/m)	(dBμV)	(dB/m)	(dB)	(dB)	(cm)	(deg)	(P/A)	(H/V)
802.11b CH 01 2412MHz		2336.985	54.85	-19.15	74	41.03	27.73	13.94	27.85	112	251	P	H
		2386.23	44.07	-9.93	54	30.29	27.63	13.99	27.84	112	251	A	H
	*	2412	107.11	-	-	93.36	27.58	14.01	27.84	112	251	P	H
	*	2412	104.16	-	-	90.41	27.58	14.01	27.84	112	251	A	H
		2387.07	54.8	-19.2	74	41.02	27.63	13.99	27.84	360	19	P	V
		2387.805	43.99	-10.01	54	30.22	27.62	13.99	27.84	360	19	A	V
	*	2412	107.29	-	-	93.54	27.58	14.01	27.84	360	19	P	V
	*	2412	104.23	-	-	90.48	27.58	14.01	27.84	360	19	A	V
802.11b CH 06 2437MHz		2365.72	55.22	-18.78	74	41.43	27.67	13.97	27.85	135	191	P	H
		2387.84	43.52	-10.48	54	29.75	27.62	13.99	27.84	135	191	A	H
	*	2437	106.39	-	-	92.66	27.53	14.03	27.83	135	191	P	H
	*	2437	103.36	-	-	89.63	27.53	14.03	27.83	135	191	A	H
		2483.83	54.84	-19.16	74	41.08	27.5	14.08	27.82	135	191	P	H
		2484.74	43.96	-10.04	54	30.2	27.5	14.08	27.82	135	191	A	H
		2368.24	54.26	-19.74	74	40.48	27.66	13.97	27.85	338	65	P	V
		2389.94	43.49	-10.51	54	29.72	27.62	13.99	27.84	338	65	A	V
	*	2437	106.33	-	-	92.6	27.53	14.03	27.83	338	65	P	V
	*	2437	103.37	-	-	89.64	27.53	14.03	27.83	338	65	A	V
		2491.04	54.89	-19.11	74	41.13	27.5	14.08	27.82	338	65	P	V
		2484.46	44.07	-9.93	54	30.31	27.5	14.08	27.82	338	65	A	V

802.11b CH 11 2462MHz	*	2462	107.82	-	-	94.09	27.5	14.06	27.83	102	253	P	H
	*	2462	104.76	-	-	91.03	27.5	14.06	27.83	102	253	A	H
		2484	55.28	-18.72	74	41.52	27.5	14.08	27.82	102	253	P	H
		2486.68	44.56	-9.44	54	30.8	27.5	14.08	27.82	102	253	A	H
	*	2462	105.94	-	-	92.21	27.5	14.06	27.83	347	15	P	V
	*	2462	102.78	-	-	89.05	27.5	14.06	27.83	347	15	A	V
		2484.56	54.86	-19.14	74	41.1	27.5	14.08	27.82	347	15	P	V
		2486.48	43.99	-10.01	54	30.23	27.5	14.08	27.82	347	15	A	V
Remark	1. No other spurious found. 2. All results are PASS against Peak and Average limit line.												

WIFI Ant. 1	Note	Frequency (MHz)	Level (dBμV/m)	Over Limit (dB)	Limit Line (dBμV/m)	Read Level (dBμV)	Antenna Factor (dB/m)	Path Loss (dB)	Preamp Factor (dB)	Ant Pos (cm)	Table Pos (deg)	Peak Avg. (P/A)	Pol. (H/V)
802.11b CH 12 2467MHz	*	2467	108.34	-	-	94.61	27.5	14.06	27.83	103	254	P	H
	*	2467	105.18	-	-	91.45	27.5	14.06	27.83	103	254	A	H
		2484.04	56.92	-17.08	74	43.16	27.5	14.08	27.82	103	254	P	H
		2483.84	48.58	-5.42	54	34.82	27.5	14.08	27.82	103	254	A	H
	*	2467	105.98	-	-	92.25	27.5	14.06	27.83	346	15	P	V
	*	2467	102.8	-	-	89.07	27.5	14.06	27.83	346	15	A	V
		2484.24	56.06	-17.94	74	42.3	27.5	14.08	27.82	346	15	P	V
		2483.76	46.8	-7.2	54	33.04	27.5	14.08	27.82	346	15	A	V
802.11b CH 13 2472MHz	*	2472	107.33	-	-	93.6	27.5	14.06	27.83	102	255	P	H
	*	2472	104.13	-	-	90.4	27.5	14.06	27.83	102	255	A	H
		2484.6	60.08	-13.92	74	46.32	27.5	14.08	27.82	102	255	P	H
		2484.64	53.26	-0.74	54	39.5	27.5	14.08	27.82	102	255	A	H
	*	2472	105.69	-	-	91.96	27.5	14.06	27.83	347	18	P	V
	*	2472	102.54	-	-	88.81	27.5	14.06	27.83	347	18	A	V
		2484.56	58.21	-15.79	74	44.45	27.5	14.08	27.82	347	18	P	V
		2484.64	51.38	-2.62	54	37.62	27.5	14.08	27.82	347	18	A	V
Remark	1. No other spurious found. 2. All results are PASS against Peak and Average limit line.												

2.4GHz 2400~2483.5MHz

WIFI 802.11b (Harmonic @ 3m)

WIFI Ant. 1	Note	Frequency (MHz)	Level (dBμV/m)	Over Limit (dB)	Limit Line (dBμV/m)	Read Level (dBμV)	Antenna Factor (dB/m)	Path Loss (dB)	Preamp Factor (dB)	Ant Pos (cm)	Table Pos (deg)	Peak Avg. (P/A)	Pol. (H/V)
802.11b CH 01 2412MHz		4824	54.4	-19.6	74	73.71	31.15	6.99	57.45	100	222	P	H
		4824	52.76	-1.24	54	72.07	31.15	6.99	57.45	100	222	A	H
		18000	57.56	-16.44	74	52.16	48.1	13.77	56.47	276	118	P	H
		18000	47.13	-6.87	54	41.73	48.1	13.77	56.47	276	118	A	H
		4824	48.77	-25.23	74	68.08	31.15	6.99	57.45	100	0	P	V
		17985	57.34	-16.66	74	52.38	47.68	13.76	56.48	293	201	P	V
		17985	46.91	-7.09	54	41.95	47.68	13.76	56.48	293	201	A	V
802.11b CH 06 2437MHz		4874	52.68	-21.32	74	71.83	31.2	6.99	57.34	100	222	P	H
		4874	50.31	-3.69	54	69.46	31.2	6.99	57.34	100	222	A	H
		7311	43.98	-30.02	74	55.97	36.78	8.32	57.09	100	0	P	H
		18000	57.19	-16.81	74	51.79	48.1	13.77	56.47	264	151	P	H
		18000	47.06	-6.94	54	41.66	48.1	13.77	56.47	264	151	A	H
		4874	47.4	-26.6	74	66.55	31.2	6.99	57.34	100	0	P	V
		7311	44.43	-29.57	74	56.42	36.78	8.32	57.09	100	0	P	V
		18000	56.97	-17.03	74	51.57	48.1	13.77	56.47	301	213	P	V
		18000	46.63	-7.37	54	41.23	48.1	13.77	56.47	301	213	A	V
802.11b CH 11 2462MHz		4924	53.16	-20.84	74	72.09	31.3	7	57.23	100	222	P	H
		4924	51.11	-2.89	54	70.04	31.3	7	57.23	100	222	A	H
		7386	44.03	-29.97	74	56.34	36.56	8.33	57.2	100	0	P	H
		18000	56.94	-17.06	74	51.54	48.1	13.77	56.47	264	141	P	H
		18000	46.92	-7.08	54	41.52	48.1	13.77	56.47	264	141	A	H
		4924	49.17	-24.83	74	68.1	31.3	7	57.23	100	0	P	V
		7386	43.88	-30.12	74	56.19	36.56	8.33	57.2	100	0	P	V
		18000	57.32	-16.68	74	51.92	48.1	13.77	56.47	302	187	P	V
		18000	47.06	-6.94	54	41.66	48.1	13.77	56.47	302	187	A	V
Remark	1. No other spurious found. 2. All results are PASS against Peak and Average limit line.												

WIFI Ant. 1	Note	Frequency (MHz)	Level (dBμV/m)	Over Limit (dB)	Limit Line (dBμV/m)	Read Level (dBμV)	Antenna Factor (dB/m)	Path Loss (dB)	Preamp Factor (dB)	Ant Pos (cm)	Table Pos (deg)	Peak Avg. (P/A)	Pol. (H/V)
802.11b CH 12 2467MHz		4934	53.66	-20.34	74	72.53	31.34	7	57.21	100	222	P	H
		4934	51.59	-2.41	54	70.46	31.34	7	57.21	100	222	A	H
		7401	44.25	-29.75	74	56.63	36.51	8.33	57.22	100	0	P	H
		18000	56.95	-17.05	74	51.55	48.1	13.77	56.47	265	149	P	H
		18000	46.23	-7.77	54	40.83	48.1	13.77	56.47	265	149	A	H
		4934	48.04	-25.96	74	66.91	31.34	7	57.21	100	0	P	V
		7401	44.18	-29.82	74	56.56	36.51	8.33	57.22	100	0	P	V
		18000	57.43	-16.57	74	52.03	48.1	13.77	56.47	280	193	P	V
		18000	46.96	-7.04	54	41.56	48.1	13.77	56.47	280	193	A	V
802.11b CH 13 2472MHz		4944	52.97	-21.03	74	71.77	31.38	7.01	57.19	100	222	P	H
		4944	51.02	-2.98	54	69.82	31.38	7.01	57.19	100	222	A	H
		7416	43.45	-30.55	74	55.74	36.63	8.32	57.24	100	0	P	H
		18000	57.85	-16.15	74	52.45	48.1	13.77	56.47	266	151	P	H
		18000	46.97	-7.03	54	41.57	48.1	13.77	56.47	266	151	A	H
		4944	47.88	-26.12	74	66.68	31.38	7.01	57.19	100	0	P	V
		7416	43.56	-30.44	74	55.85	36.63	8.32	57.24	100	0	P	V
		17970	57.14	-16.86	74	52.62	47.26	13.75	56.49	301	206	P	V
		17970	46.07	-7.93	54	41.55	47.26	13.75	56.49	301	206	A	V
Remark	1. No other spurious found. 2. All results are PASS against Peak and Average limit line.												

2.4GHz 2400~2483.5MHz

WIFI 802.11g (Band Edge @ 3m)

WIFI Ant. 1	Note	Frequency (MHz)	Level (dBμV/m)	Over Limit (dB)	Limit Line (dBμV/m)	Read Level (dBμV)	Antenna Factor (dB/m)	Path Loss (dB)	Preamp Factor (dB)	Ant Pos (cm)	Table Pos (deg)	Peak Avg. (P/A)	Pol. (H/V)
802.11g CH 01 2412MHz		2387.805	67.77	-6.23	74	54	27.62	13.99	27.84	100	121	P	H
		2390	50.68	-3.32	54	36.91	27.62	13.99	27.84	100	121	A	H
	*	2412	110.08	-	-	96.33	27.58	14.01	27.84	100	121	P	H
	*	2412	102.42	-	-	88.67	27.58	14.01	27.84	100	121	A	H
		2389.8	67.71	-6.29	74	53.94	27.62	13.99	27.84	354	65	P	V
		2390	50.42	-3.58	54	36.65	27.62	13.99	27.84	354	65	A	V
	*	2412	109.97	-	-	96.22	27.58	14.01	27.84	354	65	P	V
	*	2412	102.35	-	-	88.6	27.58	14.01	27.84	354	65	A	V
802.11g CH 06 2437MHz		2369.22	55.33	-18.67	74	41.55	27.66	13.97	27.85	135	190	P	H
		2389.94	43.91	-10.09	54	30.14	27.62	13.99	27.84	135	190	A	H
	*	2437	107.86	-	-	94.13	27.53	14.03	27.83	135	190	P	H
	*	2437	100.22	-	-	86.49	27.53	14.03	27.83	135	190	A	H
		2493.28	56.37	-17.63	74	42.61	27.5	14.08	27.82	135	190	P	H
		2483.5	45.42	-8.58	54	31.66	27.5	14.08	27.82	135	190	A	H
		2385.18	55.25	-18.75	74	41.47	27.63	13.99	27.84	304	65	P	V
		2389.38	44.11	-9.89	54	30.34	27.62	13.99	27.84	304	65	A	V
	*	2437	108.31	-	-	94.58	27.53	14.03	27.83	304	65	P	V
	*	2437	100.56	-	-	86.83	27.53	14.03	27.83	304	65	A	V
		2494.33	56.31	-17.69	74	42.55	27.5	14.08	27.82	304	65	P	V
		2483.5	45.56	-8.44	54	31.8	27.5	14.08	27.82	304	65	A	V
802.11g CH 11 2462MHz	*	2462	108.49	-	-	94.76	27.5	14.06	27.83	100	253	P	H
	*	2462	100.89	-	-	87.16	27.5	14.06	27.83	100	253	A	H
		2483.96	66.88	-7.12	74	53.12	27.5	14.08	27.82	100	253	P	H
		2483.52	52.96	-1.04	54	39.2	27.5	14.08	27.82	100	253	A	H
	*	2462	107.98	-	-	94.25	27.5	14.06	27.83	341	62	P	V
	*	2462	100.37	-	-	86.64	27.5	14.06	27.83	341	62	A	V
		2483.72	67.86	-6.14	74	54.1	27.5	14.08	27.82	341	62	P	V
		2483.52	51.39	-2.61	54	37.63	27.5	14.08	27.82	341	62	A	V
Remark	1. No other spurious found. 2. All results are PASS against Peak and Average limit line.												

WIFI Ant. 1	Note	Frequency (MHz)	Level (dBμV/m)	Over Limit (dB)	Limit Line (dBμV/m)	Read Level (dBμV)	Antenna Factor (dB/m)	Path Loss (dB)	Preamp Factor (dB)	Ant Pos (cm)	Table Pos (deg)	Peak Avg. (P/A)	Pol. (H/V)
802.11g CH 12 2467MHz	*	2467	105.22	-	-	91.49	27.5	14.06	27.83	100	255	P	H
	*	2467	97.58	-	-	83.85	27.5	14.06	27.83	100	255	A	H
		2483.72	68.58	-5.42	74	54.82	27.5	14.08	27.82	100	255	P	H
		2483.52	51.5	-2.5	54	37.74	27.5	14.08	27.82	100	255	A	H
	*	2467	105.7	-	-	91.97	27.5	14.06	27.83	377	66	P	V
	*	2467	98.29	-	-	84.56	27.5	14.06	27.83	377	66	A	V
		2483.72	68.82	-5.18	74	55.06	27.5	14.08	27.82	377	66	P	V
		2483.52	51.08	-2.92	54	37.32	27.5	14.08	27.82	377	66	A	V
802.11g CH 13 2472MHz	*	2472	104.53	-	-	90.8	27.5	14.06	27.83	100	262	P	H
	*	2472	96.89	-	-	83.16	27.5	14.06	27.83	100	262	A	H
		2485	68.23	-5.77	74	54.47	27.5	14.08	27.82	100	262	P	H
		2484.16	52.76	-1.24	54	39	27.5	14.08	27.82	100	262	A	H
	*	2472	104.18	-	-	90.45	27.5	14.06	27.83	377	66	P	V
	*	2472	96.49	-	-	82.76	27.5	14.06	27.83	377	66	A	V
		2483.72	68.27	-5.73	74	54.51	27.5	14.08	27.82	377	66	P	V
		2484.16	52.65	-1.35	54	38.89	27.5	14.08	27.82	377	66	A	V
Remark	1. No other spurious found. 2. All results are PASS against Peak and Average limit line.												

2.4GHz 2400~2483.5MHz

WIFI 802.11g (Harmonic @ 3m)

WIFI Ant. 1	Note	Frequency (MHz)	Level (dBμV/m)	Over Limit (dB)	Limit Line (dBμV/m)	Read Level (dBμV)	Antenna Factor (dB/m)	Path Loss (dB)	Preamp Factor (dB)	Ant Pos (cm)	Table Pos (deg)	Peak Avg. (P/A)	Pol. (H/V)
802.11g CH 01 2412MHz		4824	52.77	-21.23	74	72.08	31.15	6.99	57.45	297	208	P	H
		4824	38.71	-15.29	54	58.02	31.15	6.99	57.45	297	208	A	H
		17970	57.23	-16.77	74	52.71	47.26	13.75	56.49	252	163	P	H
		17970	46.33	-7.67	54	41.81	47.26	13.75	56.49	252	163	A	H
		4824	41.25	-32.75	74	60.56	31.15	6.99	57.45	100	0	P	V
		18000	57.84	-16.16	74	52.44	48.1	13.77	56.47	318	207	P	V
		18000	47.41	-6.59	54	42.01	48.1	13.77	56.47	318	207	A	V
802.11g CH 06 2437MHz		4874	43.56	-30.44	74	62.71	31.2	6.99	57.34	100	0	P	H
		7311	44.05	-29.95	74	56.04	36.78	8.32	57.09	100	0	P	H
		18000	56.69	-17.31	74	51.29	48.1	13.77	56.47	258	153	P	H
		18000	46.72	-7.28	54	41.32	48.1	13.77	56.47	258	153	A	H
		4874	40.07	-33.93	74	59.22	31.2	6.99	57.34	100	0	P	V
		7311	43.94	-30.06	74	55.93	36.78	8.32	57.09	100	0	P	V
		18000	56.87	-17.13	74	51.47	48.1	13.77	56.47	287	210	P	V
		18000	47.28	-6.72	54	41.88	48.1	13.77	56.47	287	210	A	V
802.11g CH 11 2462MHz		4924	42.11	-31.89	74	61.04	31.3	7	57.23	100	0	P	H
		7386	43.74	-30.26	74	56.05	36.56	8.33	57.2	100	0	P	H
		17985	57.31	-16.69	74	52.35	47.68	13.76	56.48	251	166	P	H
		17985	47.29	-6.71	54	42.33	47.68	13.76	56.48	251	166	A	H
		4924	41.59	-32.41	74	60.52	31.3	7	57.23	100	0	P	V
		7386	43.77	-30.23	74	56.08	36.56	8.33	57.2	100	0	P	V
		17985	56.96	-17.04	74	52	47.68	13.76	56.48	287	195	P	V
		17985	46.99	-7.01	54	42.03	47.68	13.76	56.48	287	195	A	V
Remark	1. No other spurious found. 2. All results are PASS against Peak and Average limit line.												

WIFI Ant. 1	Note	Frequency (MHz)	Level (dBμV/m)	Over Limit (dB)	Limit Line (dBμV/m)	Read Level (dBμV)	Antenna Factor (dB/m)	Path Loss (dB)	Preamp Factor (dB)	Ant Pos (cm)	Table Pos (deg)	Peak Avg. (P/A)	Pol. (H/V)
802.11g CH 12 2467MHz		4934	41.63	-32.37	74	60.5	31.34	7	57.21	100	0	P	H
		7401	44.33	-29.67	74	56.71	36.51	8.33	57.22	100	0	P	H
		17970	56.48	-17.52	74	51.96	47.26	13.75	56.49	250	159	P	H
		17970	47.03	-6.97	54	42.51	47.26	13.75	56.49	250	159	A	H
		4934	38.75	-35.25	74	57.62	31.34	7	57.21	100	0	P	V
		7401	43.94	-30.06	74	56.32	36.51	8.33	57.22	100	0	P	V
		18000	56.74	-17.26	74	51.34	48.1	13.77	56.47	288	190	P	V
		18000	47.77	-6.23	54	42.37	48.1	13.77	56.47	288	190	A	V
802.11g CH 13 2472MHz		4944	38.58	-35.42	74	57.38	31.38	7.01	57.19	100	0	P	H
		7416	43.35	-30.65	74	55.64	36.63	8.32	57.24	100	0	P	H
		17985	56.98	-17.02	74	52.02	47.68	13.76	56.48	251	167	P	H
		17985	47.27	-6.73	54	42.31	47.68	13.76	56.48	251	167	A	H
		4944	38.46	-35.54	74	57.26	31.38	7.01	57.19	100	0	P	V
		7416	44.02	-29.98	74	56.31	36.63	8.32	57.24	100	0	P	V
		18000	57.74	-16.26	74	52.34	48.1	13.77	56.47	287	194	P	V
		18000	47.94	-6.06	54	42.54	48.1	13.77	56.47	287	194	A	V
Remark	1. No other spurious found. 2. All results are PASS against Peak and Average limit line.												

2.4GHz 2400~2483.5MHz

WIFI 802.11n HT20 (Band Edge @ 3m)

WIFI Ant. 1	Note	Frequency (MHz)	Level (dBμV/m)	Over Limit (dB)	Limit Line (dBμV/m)	Read Level (dBμV)	Antenna Factor (dB/m)	Path Loss (dB)	Preamp Factor (dB)	Ant Pos (cm)	Table Pos (deg)	Peak Avg. (P/A)	Pol. (H/V)
802.11n HT20 CH 01 2412MHz		2389.38	66.22	-7.78	74	52.45	27.62	13.99	27.84	108	260	P	H
		2390	51.84	-2.16	54	38.07	27.62	13.99	27.84	108	260	A	H
	*	2412	110.07	-	-	96.32	27.58	14.01	27.84	108	260	P	H
	*	2412	102.06	-	-	88.31	27.58	14.01	27.84	108	260	A	H
		2389.275	65.86	-8.14	74	52.09	27.62	13.99	27.84	360	16	P	V
		2390	50.24	-3.76	54	36.47	27.62	13.99	27.84	360	16	A	V
	*	2412	107.98	-	-	94.23	27.58	14.01	27.84	360	16	P	V
	*	2412	100.21	-	-	86.46	27.58	14.01	27.84	360	16	A	V
802.11n HT20 CH 06 2437MHz		2372.16	54.83	-19.17	74	41.05	27.66	13.97	27.85	137	191	P	H
		2389.52	44.09	-9.91	54	30.32	27.62	13.99	27.84	137	191	A	H
	*	2437	108.06	-	-	94.33	27.53	14.03	27.83	137	191	P	H
	*	2437	100.37	-	-	86.64	27.53	14.03	27.83	137	191	A	H
		2495.31	56.15	-17.85	74	42.38	27.5	14.09	27.82	137	191	P	H
		2483.55	45.58	-8.42	54	31.82	27.5	14.08	27.82	137	191	A	H
		2353.68	54.64	-19.36	74	40.84	27.69	13.96	27.85	303	64	P	V
		2389.94	44.08	-9.92	54	30.31	27.62	13.99	27.84	303	64	A	V
	*	2437	108.39	-	-	94.66	27.53	14.03	27.83	303	64	P	V
	*	2437	100.73	-	-	87	27.53	14.03	27.83	303	64	A	V
		2487.61	56.54	-17.46	74	42.78	27.5	14.08	27.82	303	64	P	V
		2483.69	45.8	-8.2	54	32.04	27.5	14.08	27.82	303	64	A	V
802.11n HT20 CH 11 2462MHz	*	2462	107.86	-	-	94.13	27.5	14.06	27.83	124	77	P	H
	*	2460	100.07	-	-	86.35	27.5	14.05	27.83	124	77	A	H
		2483.8	68.78	-5.22	74	55.02	27.5	14.08	27.82	124	77	P	H
		2483.52	51.22	-2.78	54	37.46	27.5	14.08	27.82	124	77	A	H
	*	2462	107.25	-	-	93.52	27.5	14.06	27.83	303	73	P	V
	*	2462	99.69	-	-	85.96	27.5	14.06	27.83	303	73	A	V
		2483.52	66.74	-7.26	74	52.98	27.5	14.08	27.82	303	73	P	V
		2483.52	51.41	-2.59	54	37.65	27.5	14.08	27.82	303	73	A	V
Remark	1. No other spurious found. 2. All results are PASS against Peak and Average limit line.												

WIFI Ant. 1	Note	Frequency (MHz)	Level (dBμV/m)	Over Limit (dB)	Limit Line (dBμV/m)	Read Level (dBμV)	Antenna Factor (dB/m)	Path Loss (dB)	Preamp Factor (dB)	Ant Pos (cm)	Table Pos (deg)	Peak Avg. (P/A)	Pol. (H/V)
802.11n HT20 CH 12 2467MHz	*	2467	107.1	-	-	93.37	27.5	14.06	27.83	101	258	P	H
	*	2467	99.42	-	-	85.69	27.5	14.06	27.83	101	258	A	H
		2484.04	68.5	-5.5	74	54.74	27.5	14.08	27.82	101	258	P	H
		2483.52	52.4	-1.6	54	38.64	27.5	14.08	27.82	101	258	A	H
	*	2467	104.74	-	-	91.01	27.5	14.06	27.83	348	14	P	V
	*	2467	96.92	-	-	83.19	27.5	14.06	27.83	348	14	A	V
		2483.52	66.42	-7.58	74	52.66	27.5	14.08	27.82	348	14	P	V
		2483.52	50.16	-3.84	54	36.4	27.5	14.08	27.82	348	14	A	V
802.11n HT20 CH 13 2472MHz	*	2472	103.98	-	-	90.25	27.5	14.06	27.83	102	258	P	H
	*	2472	96.64	-	-	82.91	27.5	14.06	27.83	102	258	A	H
		2484.28	68.1	-5.9	74	54.34	27.5	14.08	27.82	102	258	P	H
		2483.52	53.29	-0.71	54	39.53	27.5	14.08	27.82	102	258	A	H
	*	2472	103.34	-	-	89.61	27.5	14.06	27.83	347	17	P	V
	*	2472	95.73	-	-	82	27.5	14.06	27.83	347	17	A	V
		2484.04	67.02	-6.98	74	53.26	27.5	14.08	27.82	347	17	P	V
		2483.52	52.36	-1.64	54	38.6	27.5	14.08	27.82	347	17	A	V
Remark	1. No other spurious found. 2. All results are PASS against Peak and Average limit line.												

2.4GHz 2400~2483.5MHz

WIFI 802.11n HT20 (Harmonic @ 3m)

WIFI Ant. 1	Note	Frequency (MHz)	Level (dBμV/m)	Over Limit (dB)	Limit Line (dBμV/m)	Read Level (dBμV)	Antenna Factor (dB/m)	Path Loss (dB)	Preamp Factor (dB)	Ant Pos (cm)	Table Pos (deg)	Peak Avg. (P/A)	Pol. (H/V)
802.11n HT20 CH 01 2412MHz		4824	47.73	-26.27	74	67.04	31.15	6.99	57.45	100	0	P	H
		17985	56.85	-17.15	74	51.89	47.68	13.76	56.48	250	168	P	H
		17985	46.88	-7.12	54	41.92	47.68	13.76	56.48	250	168	A	H
		4824	40.33	-33.67	74	59.64	31.15	6.99	57.45	100	0	P	V
		17985	57.42	-16.58	74	52.46	47.68	13.76	56.48	287	194	P	V
		17985	47.48	-6.52	54	42.52	47.68	13.76	56.48	287	194	A	V
802.11n HT20 CH 06 2437MHz		4874	43.43	-30.57	74	62.58	31.2	6.99	57.34	100	0	P	H
		7311	43.5	-30.5	74	55.49	36.78	8.32	57.09	100	0	P	H
		18000	57.38	-16.62	74	51.98	48.1	13.77	56.47	251	166	P	H
		18000	47.53	-6.47	54	42.13	48.1	13.77	56.47	251	166	A	H
		4874	38.91	-35.09	74	58.06	31.2	6.99	57.34	100	0	P	V
		7311	43.75	-30.25	74	55.74	36.78	8.32	57.09	100	0	P	V
		17970	56.55	-17.45	74	52.03	47.26	13.75	56.49	287	193	P	V
		17970	47.04	-6.96	54	42.52	47.26	13.75	56.49	287	193	A	V
802.11n HT20 CH 11 2462MHz		4924	41.75	-32.25	74	60.68	31.3	7	57.23	100	0	P	H
		7386	46.58	-27.42	74	58.89	36.56	8.33	57.2	100	0	P	H
		18000	57.93	-16.07	74	52.53	48.1	13.77	56.47	251	159	P	H
		18000	47.74	-6.26	54	42.34	48.1	13.77	56.47	251	159	A	H
		4924	39.71	-34.29	74	58.64	31.3	7	57.23	100	0	P	V
		7386	45.22	-28.78	74	57.53	36.56	8.33	57.2	100	0	P	V
		17985	57.3	-16.7	74	52.34	47.68	13.76	56.48	287	196	P	V
		17985	47.35	-6.65	54	42.39	47.68	13.76	56.48	287	196	A	V
Remark	1. No other spurious found. 2. All results are PASS against Peak and Average limit line.												

WIFI Ant. 1	Note	Frequency (MHz)	Level (dBμV/m)	Over Limit (dB)	Limit Line (dBμV/m)	Read Level (dBμV)	Antenna Factor (dB/m)	Path Loss (dB)	Preamp Factor (dB)	Ant Pos (cm)	Table Pos (deg)	Peak Avg. (P/A)	Pol. (H/V)
802.11n HT20 CH 12 2467MHz		4934	41.22	-32.78	74	60.09	31.34	7	57.21	100	0	P	H
		7401	44.23	-29.77	74	56.61	36.51	8.33	57.22	100	0	P	H
		17970	57.14	-16.86	74	52.62	47.26	13.75	56.49	251	169	P	H
		17970	46.89	-7.11	54	42.37	47.26	13.75	56.49	251	169	A	H
		4934	39.72	-34.28	74	58.59	31.34	7	57.21	100	0	P	V
		7401	43.62	-30.38	74	56	36.51	8.33	57.22	100	0	P	V
		17985	57.74	-16.26	74	52.78	47.68	13.76	56.48	287	194	P	V
		17985	47.53	-6.47	54	42.57	47.68	13.76	56.48	287	194	A	V
802.11n HT20 CH 13 2472MHz		4944	39.56	-34.44	74	58.36	31.38	7.01	57.19	100	0	P	H
		7416	45.55	-28.45	74	57.84	36.63	8.32	57.24	100	0	P	H
		18000	56.95	-17.05	74	51.55	48.1	13.77	56.47	251	166	P	H
		18000	47.39	-6.61	54	41.99	48.1	13.77	56.47	251	166	A	H
		4944	38.24	-35.76	74	57.04	31.38	7.01	57.19	100	0	P	V
		7416	43.98	-30.02	74	56.27	36.63	8.32	57.24	100	0	P	V
		17985	57.43	-16.57	74	52.47	47.68	13.76	56.48	287	190	P	V
		17985	47.09	-6.91	54	42.13	47.68	13.76	56.48	287	190	A	V
Remark	1. No other spurious found. 2. All results are PASS against Peak and Average limit line.												

Emission above 18GHz

2.4GHz WIFI 802.11n HT20 (SHF)

WIFI	Note	Frequency	Level	Over	Limit	Read	Antenna	Path	Preamp	Ant	Table	Peak	Pol.
Ant.				Limit	Line	Level	Factor	Loss	Factor	Pos	Pos	Avg.	
1		(MHz)	(dBμV/m)	(dB)	(dBμV/m)	(dBμV)	(dB/m)	(dB)	(dB)	(cm)	(deg)	(P/A)	(H/V)
802.11n HT20 SHF		21444	43.81	-30.19	74	38.08	38.04	21.18	53.49	100	0	P	H
		22417	43.23	-30.77	74	36.32	38.57	21.82	53.48	100	0	P	V
Remark	1. No other spurious found. 2. All results are PASS against limit line.												

Emission below 1GHz

2.4GHz WIFI 802.11n HT20 (LF)

WIFI Ant. 1	Note	Frequency (MHz)	Level (dBμV/m)	Over Limit (dB)	Limit Line (dBμV/m)	Read Level (dBμV)	Antenna Factor (dB/m)	Path Loss (dB)	Preamp Factor (dB)	Ant Pos (cm)	Table Pos (deg)	Peak Avg. (P/A)	Pol. (H/V)
2.4GHz 802.11n HT20 LF		62.01	31.39	-8.61	40	51.11	11.88	0.67	32.27	100	0	P	H
		92.08	33.92	-9.58	43.5	50.04	15.21	0.81	32.14	-	-	P	H
		123.12	34.15	-9.35	43.5	47.66	17.67	0.98	32.16	-	-	P	H
		194.9	32.21	-11.29	43.5	48.33	14.93	1.25	32.3	-	-	P	H
		773.99	30.56	-15.44	46	31.95	28.09	2.39	31.87	-	-	P	H
		923.37	31.16	-14.84	46	30.58	29.23	2.69	31.34	-	-	P	H
		30	33.84	-6.16	40	40.99	24.59	0.48	32.22	100	0	P	V
		44.55	30.51	-9.49	40	45.02	17.21	0.57	32.29	-	-	P	V
		91.11	30.03	-13.47	43.5	46.35	15.04	0.79	32.15	-	-	P	V
		124.09	28.34	-15.16	43.5	41.88	17.64	0.98	32.16	-	-	P	V
		804.06	29.41	-16.59	46	31.07	27.83	2.45	31.94	-	-	P	V
		948.59	32.71	-13.29	46	30.6	30.44	2.69	31.02	-	-	P	V
Remark	1. No other spurious found. 2. All results are PASS against limit line.												

2.4GHz 2400~2483.5MHz

WIFI 802.11b (Band Edge @ 3m)

WIFI Ant. 2	Note	Frequency (MHz)	Level (dBμV/m)	Over Limit (dB)	Limit Line (dBμV/m)	Read Level (dBμV)	Antenna Factor (dB/m)	Path Loss (dB)	Preamp Factor (dB)	Ant Pos (cm)	Table Pos (deg)	Peak Avg. (P/A)	Pol. (H/V)
802.11b CH 01 2412MHz		2319.66	54.81	-19.19	74	40.99	27.76	13.92	27.86	114	293	P	H
		2387.49	43.75	-10.25	54	29.97	27.63	13.99	27.84	114	293	A	H
	*	2412	104.66	-	-	90.91	27.58	14.01	27.84	114	293	P	H
	*	2412	101.66	-	-	87.91	27.58	14.01	27.84	114	293	A	H
		2360.295	55.01	-18.99	74	41.22	27.68	13.96	27.85	392	210	P	V
		2384.865	43.56	-10.44	54	29.78	27.63	13.99	27.84	392	210	A	V
	*	2412	104.09	-	-	90.34	27.58	14.01	27.84	392	210	P	V
	*	2412	101.2	-	-	87.45	27.58	14.01	27.84	392	210	A	V
802.11b CH 06 2437MHz		2374.26	54.91	-19.09	74	41.13	27.65	13.98	27.85	113	303	P	H
		2389.94	43.45	-10.55	54	29.68	27.62	13.99	27.84	113	303	A	H
	*	2437	105.18	-	-	91.45	27.53	14.03	27.83	113	303	P	H
	*	2437	102.18	-	-	88.45	27.53	14.03	27.83	113	303	A	H
		2489.92	55.36	-18.64	74	41.6	27.5	14.08	27.82	113	303	P	H
		2484.81	43.89	-10.11	54	30.13	27.5	14.08	27.82	113	303	A	H
		2344.16	54.62	-19.38	74	40.81	27.71	13.95	27.85	386	220	P	V
		2388.4	43.34	-10.66	54	29.57	27.62	13.99	27.84	386	220	A	V
	*	2437	103.6	-	-	89.87	27.53	14.03	27.83	386	220	P	V
	*	2437	100.48	-	-	86.75	27.53	14.03	27.83	386	220	A	V
		2483.69	54.34	-19.66	74	40.58	27.5	14.08	27.82	386	220	P	V
		2487.47	43.54	-10.46	54	29.78	27.5	14.08	27.82	386	220	A	V
802.11b CH 11 2462MHz	*	2462	105.49	-	-	91.76	27.5	14.06	27.83	102	296	P	H
	*	2462	102.3	-	-	88.57	27.5	14.06	27.83	102	296	A	H
		2493.88	54.47	-19.53	74	40.71	27.5	14.08	27.82	102	296	P	H
		2487.88	43.88	-10.12	54	30.12	27.5	14.08	27.82	102	296	A	H
	*	2462	102.82	-	-	89.09	27.5	14.06	27.83	336	213	P	V
	*	2462	99.66	-	-	85.93	27.5	14.06	27.83	336	213	A	V
		2499.76	54.49	-19.51	74	40.72	27.5	14.09	27.82	336	213	P	V
		2487.76	43.65	-10.35	54	29.89	27.5	14.08	27.82	336	213	A	V
Remark	1. No other spurious found. 2. All results are PASS against Peak and Average limit line.												

WIFI Ant. 2	Note	Frequency (MHz)	Level (dBμV/m)	Over Limit (dB)	Limit Line (dBμV/m)	Read Level (dBμV)	Antenna Factor (dB/m)	Path Loss (dB)	Preamp Factor (dB)	Ant Pos (cm)	Table Pos (deg)	Peak Avg. (P/A)	Pol. (H/V)
802.11b CH 12 2467MHz	*	2467	105.36	-	-	91.63	27.5	14.06	27.83	104	297	P	H
	*	2467	102.22	-	-	88.49	27.5	14.06	27.83	104	297	A	H
		2484.2	55.6	-18.4	74	41.84	27.5	14.08	27.82	104	297	P	H
		2483.88	46.62	-7.38	54	32.86	27.5	14.08	27.82	104	297	A	H
	*	2467	102.13	-	-	88.4	27.5	14.06	27.83	380	217	P	V
	*	2467	99	-	-	85.27	27.5	14.06	27.83	380	217	A	V
		2484.12	55.4	-18.6	74	41.64	27.5	14.08	27.82	380	217	P	V
		2483.88	45.7	-8.3	54	31.94	27.5	14.08	27.82	380	217	A	V
802.11b CH 13 2472MHz	*	2472	105.06	-	-	91.33	27.5	14.06	27.83	109	300	P	H
	*	2472	101.91	-	-	88.18	27.5	14.06	27.83	109	300	A	H
		2484.56	59.41	-14.59	74	45.65	27.5	14.08	27.82	109	300	P	H
		2484.68	51.82	-2.18	54	38.06	27.5	14.08	27.82	109	300	A	H
	*	2472	102.31	-	-	88.58	27.5	14.06	27.83	376	215	P	V
	*	2472	99.12	-	-	85.39	27.5	14.06	27.83	376	215	A	V
		2484.96	57.76	-16.24	74	44	27.5	14.08	27.82	376	215	P	V
		2484.6	49.85	-4.15	54	36.09	27.5	14.08	27.82	376	215	A	V
Remark	1. No other spurious found. 2. All results are PASS against Peak and Average limit line.												

2.4GHz 2400~2483.5MHz

WIFI 802.11b (Harmonic @ 3m)

WIFI Ant. 2	Note	Frequency (MHz)	Level (dBμV/m)	Over Limit (dB)	Limit Line (dBμV/m)	Read Level (dBμV)	Antenna Factor (dB/m)	Path Loss (dB)	Preamp Factor (dB)	Ant Pos (cm)	Table Pos (deg)	Peak Avg. (P/A)	Pol. (H/V)
802.11b CH 01 2412MHz		4824	48.02	-25.98	74	67.33	31.15	6.99	57.45	100	0	P	H
		17985	57.46	-16.54	74	52.5	47.68	13.76	56.48	115	170	P	H
		17985	47.85	-6.15	54	42.89	47.68	13.76	56.48	115	170	A	H
		4824	42.25	-31.75	74	61.56	31.15	6.99	57.45	100	0	P	V
		17985	57.34	-16.66	74	52.38	47.68	13.76	56.48	164	227	P	V
		17985	47.49	-6.51	54	42.53	47.68	13.76	56.48	164	227	A	V
802.11b CH 06 2437MHz		4874	46.61	-27.39	74	65.76	31.2	6.99	57.34	100	0	P	H
		7311	43.58	-30.42	74	55.57	36.78	8.32	57.09	100	0	P	H
		18000	56.93	-17.07	74	51.53	48.1	13.77	56.47	108	162	P	H
		18000	46.93	-7.07	54	41.53	48.1	13.77	56.47	108	162	A	H
		4874	42.01	-31.99	74	61.16	31.2	6.99	57.34	100	0	P	V
		7311	44.36	-29.64	74	56.35	36.78	8.32	57.09	100	0	P	V
		18000	57.75	-16.25	74	52.35	48.1	13.77	56.47	158	241	P	V
		18000	47.96	-6.04	54	42.56	48.1	13.77	56.47	158	241	A	V
802.11b CH 11 2462MHz		4924	47.13	-26.87	74	66.06	31.3	7	57.23	100	0	P	H
		7386	43.79	-30.21	74	56.1	36.56	8.33	57.2	100	0	P	H
		18000	57.07	-16.93	74	51.67	48.1	13.77	56.47	115	162	P	H
		18000	46.29	-7.71	54	40.89	48.1	13.77	56.47	115	162	A	H
		4924	42.58	-31.42	74	61.51	31.3	7	57.23	100	0	P	V
		7386	44.02	-29.98	74	56.33	36.56	8.33	57.2	100	0	P	V
		17985	56.59	-17.41	74	51.63	47.68	13.76	56.48	231	186	P	V
		17985	45.73	-8.27	54	40.77	47.68	13.76	56.48	231	186	A	V
Remark	1. No other spurious found. 2. All results are PASS against Peak and Average limit line.												

WIFI Ant. 2	Note	Frequency (MHz)	Level (dBμV/m)	Over Limit (dB)	Limit Line (dBμV/m)	Read Level (dBμV)	Antenna Factor (dB/m)	Path Loss (dB)	Preamp Factor (dB)	Ant Pos (cm)	Table Pos (deg)	Peak Avg. (P/A)	Pol. (H/V)
802.11b CH 12 2467MHz		4934	47.44	-26.56	74	66.31	31.34	7	57.21	100	0	P	H
		7401	44.56	-29.44	74	56.94	36.51	8.33	57.22	100	0	P	H
		17985	56.73	-17.27	74	51.77	47.68	13.76	56.48	122	166	P	H
		17985	46.33	-7.67	54	41.37	47.68	13.76	56.48	122	166	A	H
		4934	43.89	-30.11	74	62.76	31.34	7	57.21	100	0	P	V
		7401	44.27	-29.73	74	56.65	36.51	8.33	57.22	100	0	P	V
		17985	57.58	-16.42	74	52.62	47.68	13.76	56.48	156	255	P	V
		17985	47.41	-6.59	54	42.45	47.68	13.76	56.48	156	255	A	V
802.11b CH 13 2472MHz		4944	48.01	-25.99	74	66.81	31.38	7.01	57.19	100	0	P	H
		7416	44.27	-29.73	74	56.56	36.63	8.32	57.24	100	0	P	H
		17985	57.17	-16.83	74	52.21	47.68	13.76	56.48	123	189	P	H
		17985	46.71	-7.29	54	41.75	47.68	13.76	56.48	123	189	A	H
		4944	43.31	-30.69	74	62.11	31.38	7.01	57.19	100	0	P	V
		7416	44.29	-29.71	74	56.58	36.63	8.32	57.24	100	0	P	V
		17985	57.08	-16.92	74	52.12	47.68	13.76	56.48	175	231	P	V
		17985	46.49	-7.51	54	41.53	47.68	13.76	56.48	175	231	A	V
Remark	1. No other spurious found. 2. All results are PASS against Peak and Average limit line.												

2.4GHz 2400~2483.5MHz

WIFI 802.11g (Band Edge @ 3m)

WIFI Ant. 2	Note	Frequency (MHz)	Level (dBμV/m)	Over Limit (dB)	Limit Line (dBμV/m)	Read Level (dBμV)	Antenna Factor (dB/m)	Path Loss (dB)	Preamp Factor (dB)	Ant Pos (cm)	Table Pos (deg)	Peak Avg. (P/A)	Pol. (H/V)
802.11g CH 01 2412MHz		2388.015	69.35	-4.65	74	55.58	27.62	13.99	27.84	115	292	P	H
		2390	51.24	-2.76	54	37.47	27.62	13.99	27.84	115	292	A	H
	*	2412	106.71	-	-	92.96	27.58	14.01	27.84	115	292	P	H
	*	2412	98.86	-	-	85.11	27.58	14.01	27.84	115	292	A	H
		2388.855	69.56	-4.44	74	55.79	27.62	13.99	27.84	393	212	P	V
		2389.905	49.86	-4.14	54	36.09	27.62	13.99	27.84	393	212	A	V
	*	2412	106.06	-	-	92.31	27.58	14.01	27.84	393	212	P	V
	*	2412	98.48	-	-	84.73	27.58	14.01	27.84	393	212	A	V
802.11g CH 06 2437MHz		2342.2	54.6	-19.4	74	40.78	27.72	13.95	27.85	113	302	P	H
		2387.98	43.86	-10.14	54	30.09	27.62	13.99	27.84	113	302	A	H
	*	2437	107.35	-	-	93.62	27.53	14.03	27.83	113	302	P	H
	*	2437	99.75	-	-	86.02	27.53	14.03	27.83	113	302	A	H
		2489.71	56.16	-17.84	74	42.4	27.5	14.08	27.82	113	302	P	H
		2483.69	45.15	-8.85	54	31.39	27.5	14.08	27.82	113	302	A	H
		2320.92	54.81	-19.19	74	40.99	27.76	13.92	27.86	385	207	P	V
		2389.52	43.57	-10.43	54	29.8	27.62	13.99	27.84	385	207	A	V
	*	2437	105.67	-	-	91.94	27.53	14.03	27.83	385	207	P	V
	*	2437	98.01	-	-	84.28	27.53	14.03	27.83	385	207	A	V
		2485.51	55.57	-18.43	74	41.81	27.5	14.08	27.82	385	207	P	V
		2483.5	44.43	-9.57	54	30.67	27.5	14.08	27.82	385	207	A	V
802.11g CH 11 2462MHz	*	2462	107.36	-	-	93.63	27.5	14.06	27.83	100	288	P	H
	*	2462	99.43	-	-	85.7	27.5	14.06	27.83	100	288	A	H
		2483.8	67.44	-6.56	74	53.68	27.5	14.08	27.82	100	288	P	H
		2483.52	52.97	-1.03	54	39.21	27.5	14.08	27.82	100	288	A	H
	*	2462	103	-	-	89.27	27.5	14.06	27.83	366	259	P	V
	*	2462	95.43	-	-	81.7	27.5	14.06	27.83	366	259	A	V
		2483.72	66.08	-7.92	74	52.32	27.5	14.08	27.82	366	259	P	V
		2483.52	50.64	-3.36	54	36.88	27.5	14.08	27.82	366	259	A	V
Remark	1. No other spurious found. 2. All results are PASS against Peak and Average limit line.												

WIFI Ant. 2	Note	Frequency (MHz)	Level (dBμV/m)	Over Limit (dB)	Limit Line (dBμV/m)	Read Level (dBμV)	Antenna Factor (dB/m)	Path Loss (dB)	Preamp Factor (dB)	Ant Pos (cm)	Table Pos (deg)	Peak Avg. (P/A)	Pol. (H/V)
802.11g CH 12 2467MHz	*	2467	104.6	-	-	90.87	27.5	14.06	27.83	100	289	P	H
	*	2467	97.04	-	-	83.31	27.5	14.06	27.83	100	289	A	H
		2484.24	68.31	-5.69	74	54.55	27.5	14.08	27.82	100	289	P	H
		2483.52	51.51	-2.49	54	37.75	27.5	14.08	27.82	100	289	A	H
	*	2467	100.87	-	-	87.14	27.5	14.06	27.83	363	258	P	V
	*	2467	93.43	-	-	79.7	27.5	14.06	27.83	363	258	A	V
		2484.16	65.1	-8.9	74	51.34	27.5	14.08	27.82	363	258	P	V
		2483.52	49.16	-4.84	54	35.4	27.5	14.08	27.82	363	258	A	V
802.11g CH 13 2472MHz	*	2472	102.64	-	-	88.91	27.5	14.06	27.83	104	289	P	H
	*	2472	95.09	-	-	81.36	27.5	14.06	27.83	104	289	A	H
		2484.28	66.99	-7.01	74	53.23	27.5	14.08	27.82	104	289	P	H
		2483.52	52.84	-1.16	54	39.08	27.5	14.08	27.82	104	289	A	H
	*	2472	100.43	-	-	86.7	27.5	14.06	27.83	371	217	P	V
	*	2472	92.17	-	-	78.44	27.5	14.06	27.83	371	217	A	V
		2483.68	65.62	-8.38	74	51.86	27.5	14.08	27.82	371	217	P	V
		2483.52	51.04	-2.96	54	37.28	27.5	14.08	27.82	371	217	A	V
Remark	1. No other spurious found. 2. All results are PASS against Peak and Average limit line.												

2.4GHz 2400~2483.5MHz

WIFI 802.11g (Harmonic @ 3m)

WIFI Ant. 2	Note	Frequency (MHz)	Level (dBμV/m)	Over Limit (dB)	Limit Line (dBμV/m)	Read Level (dBμV)	Antenna Factor (dB/m)	Path Loss (dB)	Preamp Factor (dB)	Ant Pos (cm)	Table Pos (deg)	Peak Avg. (P/A)	Pol. (H/V)
802.11g CH 01 2412MHz		4824	41.81	-32.19	74	61.12	31.15	6.99	57.45	100	0	P	H
		17985	57.08	-16.92	74	52.12	47.68	13.76	56.48	122	180	P	H
		17985	46.81	-7.19	54	41.85	47.68	13.76	56.48	122	180	A	H
		4824	40.24	-33.76	74	59.55	31.15	6.99	57.45	100	0	P	V
		17985	57.28	-16.72	74	52.32	47.68	13.76	56.48	175	286	P	V
		17985	47.14	-6.86	54	42.18	47.68	13.76	56.48	175	286	A	V
802.11g CH 06 2437MHz		4874	41.36	-32.64	74	60.51	31.2	6.99	57.34	100	0	P	H
		7311	46.18	-27.82	74	58.17	36.78	8.32	57.09	100	0	P	H
		18000	57.75	-16.25	74	52.35	48.1	13.77	56.47	119	175	P	H
		18000	47.92	-6.08	54	42.52	48.1	13.77	56.47	119	175	A	H
		4874	40.18	-33.82	74	59.33	31.2	6.99	57.34	100	0	P	V
		7311	45.33	-28.67	74	57.32	36.78	8.32	57.09	100	0	P	V
		18000	57.38	-16.62	74	51.98	48.1	13.77	56.47	170	225	P	V
		18000	47.52	-6.48	54	42.12	48.1	13.77	56.47	170	225	A	V
802.11g CH 11 2462MHz		4924	42.03	-31.97	74	60.96	31.3	7	57.23	100	0	P	H
		7386	45.14	-28.86	74	57.45	36.56	8.33	57.2	100	0	P	H
		17985	56.85	-17.15	74	51.89	47.68	13.76	56.48	122	174	P	H
		17985	46.85	-7.15	54	41.89	47.68	13.76	56.48	122	174	A	H
		4924	39.98	-34.02	74	58.91	31.3	7	57.23	100	0	P	V
		7386	44.5	-29.5	74	56.81	36.56	8.33	57.2	100	0	P	V
		18000	57.72	-16.28	74	52.32	48.1	13.77	56.47	169	245	P	V
		18000	47.94	-6.06	54	42.54	48.1	13.77	56.47	169	245	A	V
Remark	1. No other spurious found. 2. All results are PASS against Peak and Average limit line.												

WIFI Ant. 2	Note	Frequency (MHz)	Level (dBµV/m)	Over Limit (dB)	Limit Line (dBµV/m)	Read Level (dBµV)	Antenna Factor (dB/m)	Path Loss (dB)	Preamp Factor (dB)	Ant Pos (cm)	Table Pos (deg)	Peak Avg. (P/A)	Pol. (H/V)
802.11g CH 12 2467MHz		4934	40.44	-33.56	74	59.31	31.34	7	57.21	100	0	P	H
		7401	43.87	-30.13	74	56.25	36.51	8.33	57.22	100	0	P	H
		18000	57.73	-16.27	74	52.33	48.1	13.77	56.47	118	202	P	H
		18000	47.18	-6.82	54	41.78	48.1	13.77	56.47	118	202	A	H
		4934	39.06	-34.94	74	57.93	31.34	7	57.21	100	0	P	V
		7401	44.18	-29.82	74	56.56	36.51	8.33	57.22	100	0	P	V
		18000	57.79	-16.21	74	52.39	48.1	13.77	56.47	173	239	P	V
		18000	47.59	-6.41	54	42.19	48.1	13.77	56.47	173	239	A	V
802.11g CH 13 2472MHz		4944	39.31	-34.69	74	58.11	31.38	7.01	57.19	100	0	P	H
		7416	44.1	-29.9	74	56.39	36.63	8.32	57.24	100	0	P	H
		17985	57.28	-16.72	74	52.32	47.68	13.76	56.48	134	175	P	H
		17985	47.17	-6.83	54	42.21	47.68	13.76	56.48	134	175	A	H
		4944	38.56	-35.44	74	57.36	31.38	7.01	57.19	100	0	P	V
		7416	44.51	-29.49	74	56.8	36.63	8.32	57.24	100	0	P	V
		18000	57.27	-16.73	74	51.87	48.1	13.77	56.47	168	241	P	V
		18000	47.18	-6.82	54	41.78	48.1	13.77	56.47	168	241	A	V
Remark	1. No other spurious found. 2. All results are PASS against Peak and Average limit line.												

2.4GHz 2400~2483.5MHz

WIFI 802.11n HT20 (Band Edge @ 3m)

WIFI Ant. 2	Note	Frequency (MHz)	Level (dBμV/m)	Over Limit (dB)	Limit Line (dBμV/m)	Read Level (dBμV)	Antenna Factor (dB/m)	Path Loss (dB)	Preamp Factor (dB)	Ant Pos (cm)	Table Pos (deg)	Peak Avg. (P/A)	Pol. (H/V)
802.11n HT20 CH 01 2412MHz		2389.905	64.3	-9.7	74	50.53	27.62	13.99	27.84	115	292	P	H
		2390	48.82	-5.18	54	35.05	27.62	13.99	27.84	115	292	A	H
	*	2412	106.91	-	-	93.16	27.58	14.01	27.84	115	292	P	H
	*	2412	98.9	-	-	85.15	27.58	14.01	27.84	115	292	A	H
		2389.695	64.23	-9.77	74	50.46	27.62	13.99	27.84	392	213	P	V
		2390	47.53	-6.47	54	33.76	27.62	13.99	27.84	392	213	A	V
	*	2412	105.59	-	-	91.84	27.58	14.01	27.84	392	213	P	V
	*	2412	97.96	-	-	84.21	27.58	14.01	27.84	392	213	A	V
802.11n HT20 CH 06 2437MHz		2387.84	55.18	-18.82	74	41.41	27.62	13.99	27.84	114	302	P	H
		2387.14	43.88	-10.12	54	30.1	27.63	13.99	27.84	114	302	A	H
	*	2437	107.18	-	-	93.45	27.53	14.03	27.83	114	302	P	H
	*	2437	99.56	-	-	85.83	27.53	14.03	27.83	114	302	A	H
		2483.83	56.93	-17.07	74	43.17	27.5	14.08	27.82	114	302	P	H
		2484.32	45.14	-8.86	54	31.38	27.5	14.08	27.82	114	302	A	H
		2312.24	54.82	-19.18	74	40.98	27.78	13.92	27.86	388	203	P	V
		2389.8	43.58	-10.42	54	29.81	27.62	13.99	27.84	388	203	A	V
	*	2437	105.38	-	-	91.65	27.53	14.03	27.83	388	203	P	V
	*	2437	97.61	-	-	83.88	27.53	14.03	27.83	388	203	A	V
		2484.04	54.78	-19.22	74	41.02	27.5	14.08	27.82	388	203	P	V
		2483.62	44.26	-9.74	54	30.5	27.5	14.08	27.82	388	203	A	V
802.11n HT20 CH 11 2462MHz	*	2462	106.7	-	-	92.97	27.5	14.06	27.83	100	296	P	H
	*	2462	99.23	-	-	85.5	27.5	14.06	27.83	100	296	A	H
		2483.72	70.37	-3.63	74	56.61	27.5	14.08	27.82	100	296	P	H
		2483.52	52.57	-1.43	54	38.81	27.5	14.08	27.82	100	296	A	H
	*	2462	103.21	-	-	89.48	27.5	14.06	27.83	337	212	P	V
	*	2462	95.91	-	-	82.18	27.5	14.06	27.83	337	212	A	V
		2483.92	66.43	-7.57	74	52.67	27.5	14.08	27.82	337	212	P	V
		2483.52	49.25	-4.75	54	35.49	27.5	14.08	27.82	337	212	A	V
Remark	1. No other spurious found. 2. All results are PASS against Peak and Average limit line.												

WIFI Ant. 2	Note	Frequency (MHz)	Level (dBμV/m)	Over Limit (dB)	Limit Line (dBμV/m)	Read Level (dBμV)	Antenna Factor (dB/m)	Path Loss (dB)	Preamp Factor (dB)	Ant Pos (cm)	Table Pos (deg)	Peak Avg. (P/A)	Pol. (H/V)
802.11n HT20 CH 12 2467MHz	*	2467	104.09	-	-	90.36	27.5	14.06	27.83	102	295	P	H
	*	2467	96.63	-	-	82.9	27.5	14.06	27.83	102	295	A	H
		2484.2	66.73	-7.27	74	52.97	27.5	14.08	27.82	102	295	P	H
		2483.52	50.03	-3.97	54	36.27	27.5	14.08	27.82	102	295	A	H
	*	2467	100.81	-	-	87.08	27.5	14.06	27.83	376	220	P	V
	*	2467	93.29	-	-	79.56	27.5	14.06	27.83	376	220	A	V
		2484.16	64.7	-9.3	74	50.94	27.5	14.08	27.82	376	220	P	V
		2483.52	48.31	-5.69	54	34.55	27.5	14.08	27.82	376	220	A	V
802.11n HT20 CH 13 2472MHz	*	2472	102.26	-	-	88.53	27.5	14.06	27.83	107	298	P	H
	*	2472	94.9	-	-	81.17	27.5	14.06	27.83	107	298	A	H
		2484.24	64.88	-9.12	74	51.12	27.5	14.08	27.82	107	298	P	H
		2483.52	52.29	-1.71	54	38.53	27.5	14.08	27.82	107	298	A	H
	*	2472	101.44	-	-	87.71	27.5	14.06	27.83	375	197	P	V
	*	2472	93.33	-	-	79.6	27.5	14.06	27.83	375	197	A	V
		2483.6	63.24	-10.76	74	49.48	27.5	14.08	27.82	375	197	P	V
		2483.52	51.11	-2.89	54	37.35	27.5	14.08	27.82	375	197	A	V
Remark	1. No other spurious found. 2. All results are PASS against Peak and Average limit line.												

2.4GHz 2400~2483.5MHz

WIFI 802.11n HT20 (Harmonic @ 3m)

WIFI Ant. 2	Note	Frequency (MHz)	Level (dBμV/m)	Over Limit (dB)	Limit Line (dBμV/m)	Read Level (dBμV)	Antenna Factor (dB/m)	Path Loss (dB)	Preamp Factor (dB)	Ant Pos (cm)	Table Pos (deg)	Peak Avg. (P/A)	Pol. (H/V)
802.11n HT20 CH 01 2412MHz		4824	42.79	-31.21	74	62.1	31.15	6.99	57.45	100	0	P	H
		17985	57.14	-16.86	74	52.18	47.68	13.76	56.48	123	184	P	H
		17985	47.28	-6.72	54	42.32	47.68	13.76	56.48	123	184	A	H
		4824	41.76	-32.24	74	61.07	31.15	6.99	57.45	100	0	P	V
		17985	57.49	-16.51	74	52.53	47.68	13.76	56.48	176	232	P	V
		17985	47.33	-6.67	54	42.37	47.68	13.76	56.48	176	232	A	V
802.11n HT20 CH 06 2437MHz		4874	40.78	-33.22	74	59.93	31.2	6.99	57.34	100	0	P	H
		7311	46.52	-27.48	74	58.51	36.78	8.32	57.09	100	0	P	H
		18000	57.74	-16.26	74	52.34	48.1	13.77	56.47	131	176	P	H
		18000	47.16	-6.84	54	41.76	48.1	13.77	56.47	131	176	A	H
		4874	40.14	-33.86	74	59.29	31.2	6.99	57.34	100	0	P	V
		7311	47.12	-26.88	74	59.11	36.78	8.32	57.09	100	0	P	V
		18000	58.17	-15.83	74	52.77	48.1	13.77	56.47	168	198	P	V
		18000	47.92	-6.08	54	42.52	48.1	13.77	56.47	168	198	A	V
802.11n HT20 CH 11 2462MHz		4924	42.25	-31.75	74	61.18	31.3	7	57.23	100	0	P	H
		7386	44.12	-29.88	74	56.43	36.56	8.33	57.2	100	0	P	H
		17955	56.4	-17.6	74	52.32	46.84	13.74	56.5	125	180	P	H
		17955	45.6	-8.4	54	41.52	46.84	13.74	56.5	125	180	A	H
		4924	40.84	-33.16	74	59.77	31.3	7	57.23	100	0	P	V
		7386	43.94	-30.06	74	56.25	36.56	8.33	57.2	100	0	P	V
		17985	56.64	-17.36	74	51.68	47.68	13.76	56.48	170	205	P	V
		17985	46.21	-7.79	54	41.25	47.68	13.76	56.48	170	205	A	V
Remark	1. No other spurious found. 2. All results are PASS against Peak and Average limit line.												

WIFI Ant. 2	Note	Frequency (MHz)	Level (dBμV/m)	Over Limit (dB)	Limit Line (dBμV/m)	Read Level (dBμV)	Antenna Factor (dB/m)	Path Loss (dB)	Preamp Factor (dB)	Ant Pos (cm)	Table Pos (deg)	Peak Avg. (P/A)	Pol. (H/V)
802.11n HT20 CH 12 2467MHz		4934	42.66	-31.34	74	61.53	31.34	7	57.21	100	0	P	H
		7401	44.07	-29.93	74	56.45	36.51	8.33	57.22	100	0	P	H
		18000	56.99	-17.01	74	51.59	48.1	13.77	56.47	131	172	P	H
		18000	46.92	-7.08	54	41.52	48.1	13.77	56.47	131	172	A	H
		4934	39.83	-34.17	74	58.7	31.34	7	57.21	100	0	P	V
		7401	44.12	-29.88	74	56.5	36.51	8.33	57.22	100	0	P	V
		17985	56.84	-17.16	74	51.88	47.68	13.76	56.48	131	210	P	V
		17985	46.62	-7.38	54	41.66	47.68	13.76	56.48	131	210	A	V
802.11n HT20 CH 13 2472MHz		4944	38.85	-35.15	74	57.65	31.38	7.01	57.19	100	0	P	H
		7416	44.15	-29.85	74	56.44	36.63	8.32	57.24	100	0	P	H
		17985	56.56	-17.44	74	51.6	47.68	13.76	56.48	152	191	P	H
		17985	46.09	-7.91	54	41.13	47.68	13.76	56.48	152	191	A	H
		4944	38.39	-35.61	74	57.19	31.38	7.01	57.19	100	0	P	V
		7416	44.3	-29.7	74	56.59	36.63	8.32	57.24	100	0	P	V
		18000	57.98	-16.02	74	52.58	48.1	13.77	56.47	137	209	P	V
		18000	47.58	-6.42	54	42.18	48.1	13.77	56.47	137	209	A	V
Remark	1. No other spurious found. 2. All results are PASS against Peak and Average limit line.												

Emission above 18GHz

2.4GHz WIFI 802.11g (SHF)

WIFI	Note	Frequency	Level	Over	Limit	Read	Antenna	Path	Preamp	Ant	Table	Peak	Pol.
Ant.				Limit	Line	Level	Factor	Loss	Factor	Pos	Pos	Avg.	
2		(MHz)	(dBμV/m)	(dB)	(dBμV/m)	(dBμV)	(dB/m)	(dB)	(dB)	(cm)	(deg)	(P/A)	(H/V)
802.11g		24650	44.59	-29.41	74	35.33	40.01	22.75	53.5	100	0	P	H
SHF		20247	42.05	-31.95	74	37.04	37.9	20.76	53.65	100	0	P	V
Remark	1. No other spurious found. 2. All results are PASS against limit line.												

Emission below 1GHz

2.4GHz WIFI 802.11g (LF)

WIFI Ant. 2	Note	Frequency (MHz)	Level (dBμV/m)	Over Limit (dB)	Limit Line (dBμV/m)	Read Level (dBμV)	Antenna Factor (dB/m)	Path Loss (dB)	Preamp Factor (dB)	Ant Pos (cm)	Table Pos (deg)	Peak Avg. (P/A)	Pol. (H/V)
2.4GHz 802.11g LF		62.01	30.81	-9.19	40	50.53	11.88	0.67	32.27	100	0	P	H
		91.11	34.06	-9.44	43.5	50.38	15.04	0.79	32.15	-	-	P	H
		121.18	32.78	-10.72	43.5	46.43	17.53	0.97	32.15	-	-	P	H
		152.22	30.54	-12.96	43.5	44.57	17.1	1.08	32.21	-	-	P	H
		191.99	31.62	-11.88	43.5	47.8	14.87	1.24	32.29	-	-	P	H
		953.44	32.23	-13.77	46	29.85	30.64	2.7	30.96	-	-	P	H
		30	26.82	-13.18	40	33.97	24.59	0.48	32.22	-	-	P	V
		62.01	27.44	-12.56	40	47.16	11.88	0.67	32.27	100	0	P	V
		91.11	29.14	-14.36	43.5	45.46	15.04	0.79	32.15	-	-	P	V
		178.41	26.41	-17.09	43.5	42.37	15.12	1.19	32.27	-	-	P	V
		734.22	30.37	-15.63	46	32.01	27.77	2.33	31.74	-	-	P	V
		951.5	32.83	-13.17	46	30.55	30.57	2.69	30.98	-	-	P	V
Remark	1. No other spurious found. 2. All results are PASS against limit line.												

Note symbol

*	**Fundamental Frequency** which can be ignored. However, the level of any unwanted emissions shall not exceed the level of the fundamental frequency.
!	Test result is **over limit** line.
P/A	**P**eak or **A**verage
H/V	**H**orizontal or **V**ertical

A calculation example for radiated spurious emission is shown as below:

WIFI	Note	Frequency	Level	Over	Limit	Read	Antenna	Path	Preamp	Ant	Table	Peak	Pol.
Ant.				Limit	Line	Level	Factor	Loss	Factor	Pos	Pos	Avg.	
2		(MHz)	(dBμV/m)	(dB)	(dBμV/m)	(dBμV)	(dB/m)	(dB)	(dB)	(cm)	(deg)	(P/A)	(H/V)
802.11b CH 01 2412MHz		2390	55.45	-18.55	74	54.51	32.22	4.58	35.86	103	308	P	H
		2390	43.54	-10.46	54	42.6	32.22	4.58	35.86	103	308	A	H

1. Path Loss(dB) = Cable loss(dB) + Filter loss(dB) + Attenuator loss(dB)
2. Level(dBμV/m) =

Antenna Factor(dB/m) + Path Loss(dB) + Read Level(dBμV) - Preamp Factor(dB)

3. Over Limit(dB) = Level(dBμV/m) – Limit Line(dBμV/m)

For Peak Limit @ 2390MHz:

1. Level(dBμV/m)

= Antenna Factor(dB/m) + Path Loss(dB) + Read Level(dBμV) - Preamp Factor(dB)

= 32.22(dB/m) + 4.58(dB) + 54.51(dBμV) – 35.86 (dB)

= 55.45 (dBμV/m)

2. Over Limit(dB)

= Level(dBμV/m) – Limit Line(dBμV/m)

= 55.45(dBμV/m) – 74(dBμV/m)

= -18.55(dB)

For Average Limit @ 2390MHz:

1. Level(dBμV/m)

= Antenna Factor(dB/m) + Path Loss(dB) + Read Level(dBμV) - Preamp Factor(dB)

= 32.22(dB/m) + 4.58(dB) + 42.6(dBμV) – 35.86 (dB)

= 43.54 (dBμV/m)

2. Over Limit(dB)

= Level(dBμV/m) – Limit Line(dBμV/m)

= 43.54(dBμV/m) – 54(dBμV/m)

= -10.46(dB)

Both peak and average measured complies with the limit line, so test result is “PASS”.

Appendix D. Radiated Spurious Emission Plots

Test Engineer :	Daniel Lee, Jacky Hong and Wilson Wu	**Temperature :**	20~25°C
		Relative Humidity :	50~60%

Note symbol

-L	**Low channel location**
-R	**High channel location**

2.4GHz 2400~2483.5MHz

WIFI 802.11b (Band Edge @ 3m)

WIFI	2.4GHz 2400~2483.5MHz Band Edge @ 3m	
ANT	802.11b CH01 2412MHz	
1	Horizontal	Fundamental
Peak	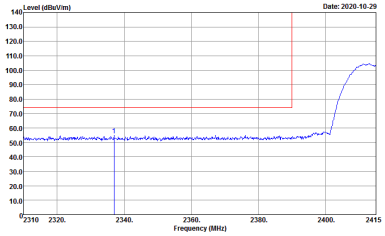 Site : 03CH13-HY Condition : PEAK_BE_74 3m HORN_9120D_1241 HORIZONTAL : RBW:1000.000KHz VBW:3000.000KHz SWT:Auto Detector : Peak Project : 072932-01	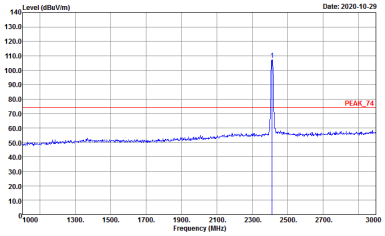 Site : 03CH13-HY Condition : PEAK_74 3m HORN_9120D_1241 HORIZONTAL : RBW:1000.000KHz VBW:3000.000KHz SWT:Auto Detector : Peak Project : 072932-01
Avg.	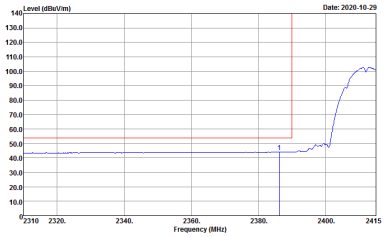 Site : 03CH13-HY Condition : AVG_BE_54 3m HORN_9120D_1241 HORIZONTAL : RBW:1000.000KHz VBW:0.010KHz SWT:Auto Detector : Peak Project : 072932-01	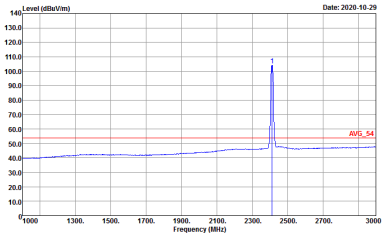 Site : 03CH13-HY Condition : AVG_54 3m HORN_9120D_1241 HORIZONTAL : RBW:1000.000KHz VBW:0.010KHz SWT:Auto Detector : Peak Project : 072932-01

WIFI	2.4GHz 2400~2483.5MHz Band Edge @ 3m	
ANT	802.11b CH01 2412MHz	
1	Vertical	Fundamental
Peak	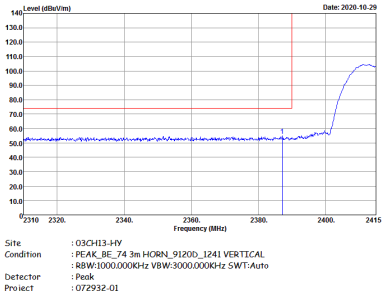	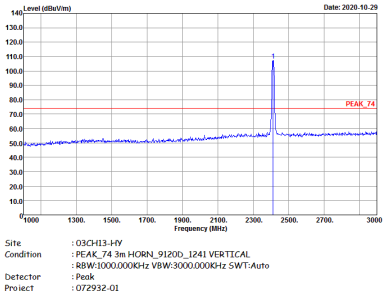
Avg.	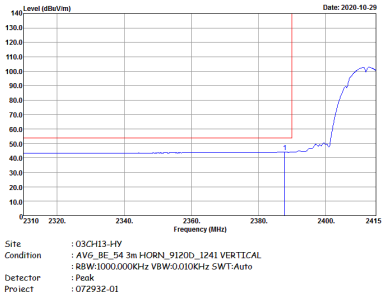	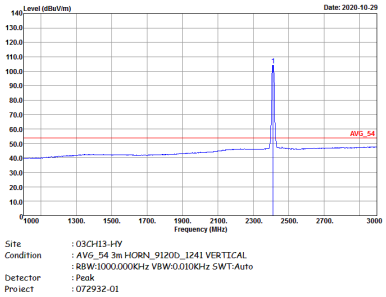

WIFI	2.4GHz 2400~2483.5MHz Band Edge @ 3m	
ANT	802.11b CH06 2437MHz - L	
1	Horizontal	Fundamental
Peak	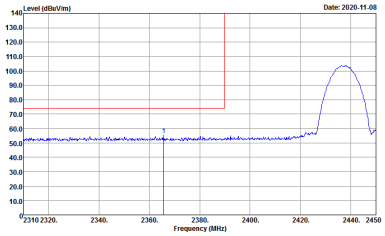	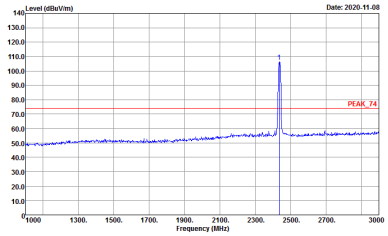
Avg.	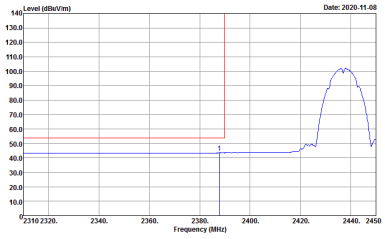	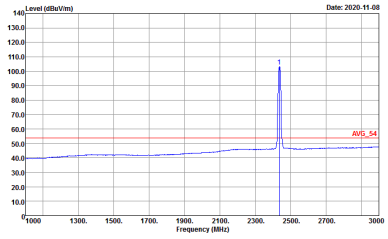

WIFI	2.4GHz 2400~2483.5MHz Band Edge @ 3m	
ANT	802.11b CH06 2437MHz - R	
1	Horizontal	Fundamental
Peak	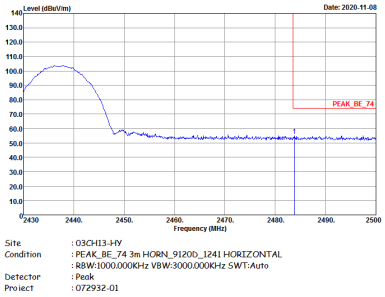	Left blank
Avg.	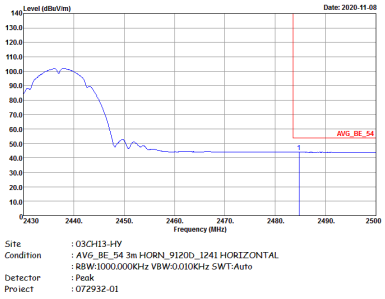	Left blank

WIFI	2.4GHz 2400~2483.5MHz Band Edge @ 3m	
ANT	802.11b CH06 2437MHz - L	
1	Vertical	Fundamental
Peak	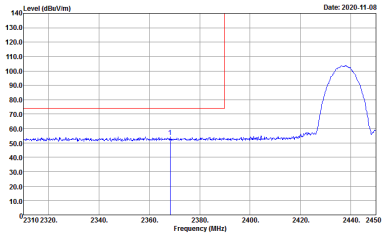 Site : 03CH13-HY Condition : PEAK_BE_74 3m HORN_9120D_1241 VERTICAL : RBW:1000.000KHz VBW:3000.000KHz SWT:Auto Detector : Peak Project : 072932-01	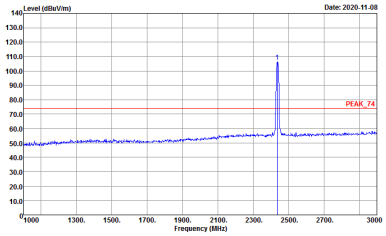 Site : 03CH13-HY Condition : PEAK_74 3m HORN_9120D_1241 VERTICAL : RBW:1000.000KHz VBW:3000.000KHz SWT:Auto Detector : Peak Project : 072932-01
Avg.	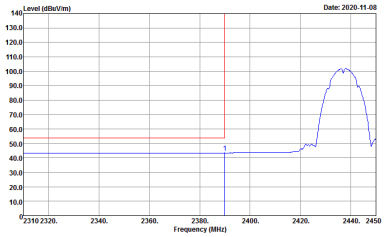 Site : 03CH13-HY Condition : AVG_BE_54 3m HORN_9120D_1241 VERTICAL : RBW:1000.000KHz VBW:0.010KHz SWT:Auto Detector : Peak Project : 072932-01	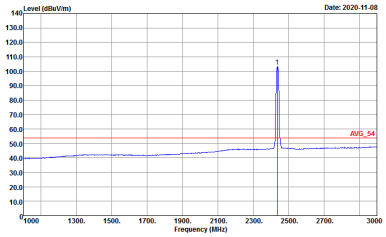 Site : 03CH13-HY Condition : AVG_54 3m HORN_9120D_1241 VERTICAL : RBW:1000.000KHz VBW:0.010KHz SWT:Auto Detector : Peak Project : 072932-01

WIFI	2.4GHz 2400~2483.5MHz Band Edge @ 3m	
ANT	802.11b CH06 2437MHz - R	
1	Vertical	Fundamental
Peak	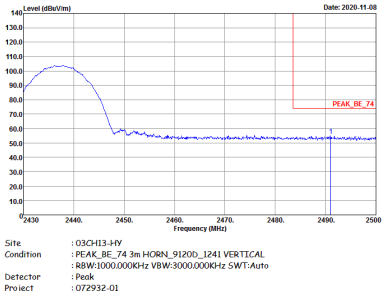	Left blank
Avg.	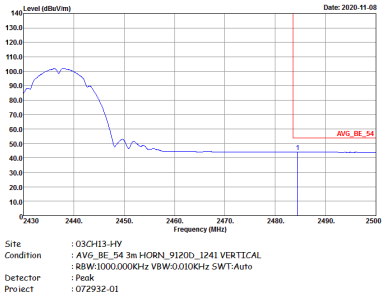	Left blank

WIFI	2.4GHz 2400~2483.5MHz Band Edge @ 3m	
ANT	802.11b CH11 2462MHz	
1	Horizontal	Fundamental
Peak	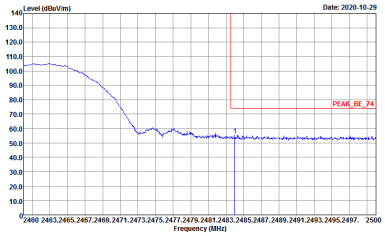 Site : 03CH13-HY Condition : PEAK_BE_74 3m HORN_9120D_1241 HORIZONTAL : RBW:1000.000KHz VBW:3000.000KHz SWT:Auto Detector : Peak Project : 072932-01	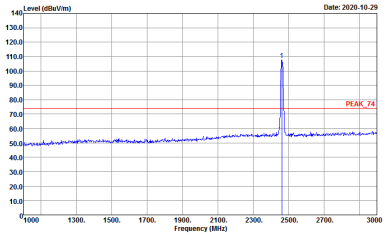 Site : 03CH13-HY Condition : PEAK_74 3m HORN_9120D_1241 HORIZONTAL : RBW:1000.000KHz VBW:3000.000KHz SWT:Auto Detector : Peak Project : 072932-01
Avg.	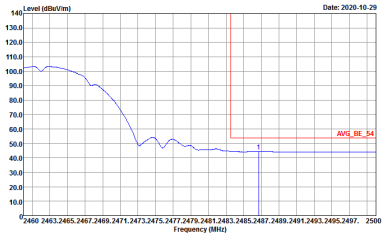 Site : 03CH13-HY Condition : AVG_BE_54 3m HORN_9120D_1241 HORIZONTAL : RBW:1000.000KHz VBW:0.010KHz SWT:Auto Detector : Peak Project : 072932-01	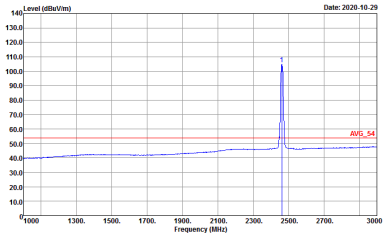 Site : 03CH13-HY Condition : AVG_54 3m HORN_9120D_1241 HORIZONTAL : RBW:1000.000KHz VBW:0.010KHz SWT:Auto Detector : Peak Project : 072932-01

WIFI	2.4GHz 2400~2483.5MHz Band Edge @ 3m	
ANT	802.11b CH11 2462MHz	
1	Vertical	Fundamental
Peak	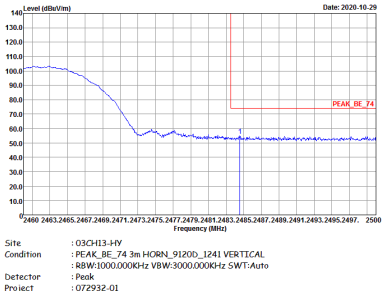	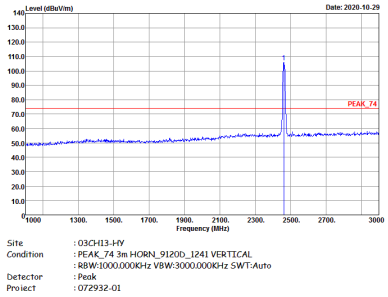
Avg.	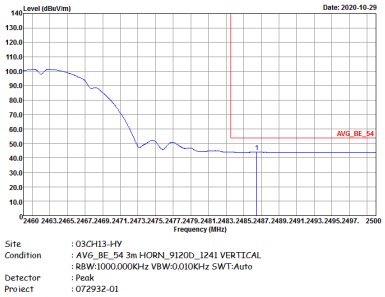	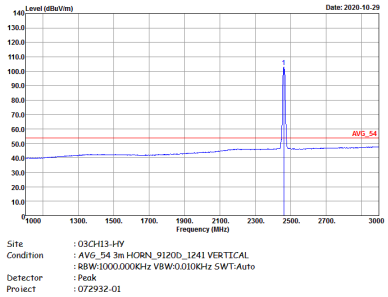

WIFI	2.4GHz 2400~2483.5MHz Band Edge @ 3m	
ANT	802.11b CH12 2467MHz	
1	Horizontal	Fundamental
Peak	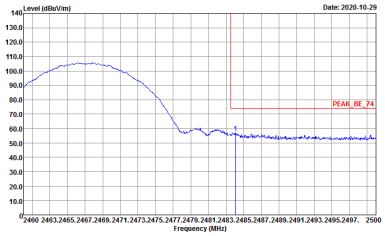 Site : 03CH13-HY Condition : PEAK_BE_74 3m HORN_9120D_1241 HORIZONTAL : RBW:1000.000KHz VBW:3000.000KHz SWT:Auto Detector : Peak Project : 072932-01	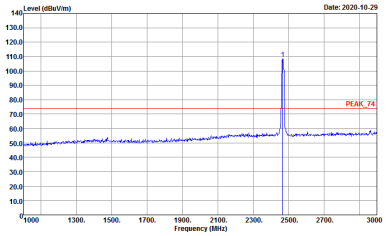 Site : 03CH13-HY Condition : PEAK_74 3m HORN_9120D_1241 HORIZONTAL : RBW:1000.000KHz VBW:3000.000KHz SWT:Auto Detector : Peak Project : 072932-01
Avg.	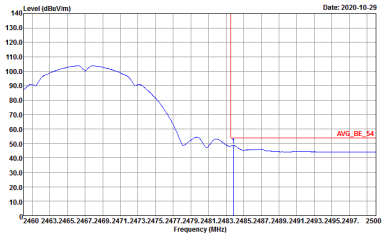 Site : 03CH13-HY Condition : AVG_BE_54 3m HORN_9120D_1241 HORIZONTAL : RBW:1000.000KHz VBW:0.010KHz SWT:Auto Detector : Peak Project : 072932-01	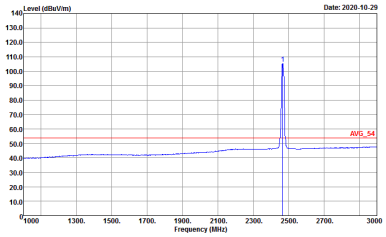 Site : 03CH13-HY Condition : AVG_54 3m HORN_9120D_1241 HORIZONTAL : RBW:1000.000KHz VBW:0.010KHz SWT:Auto Detector : Peak Project : 072932-01

WIFI	2.4GHz 2400~2483.5MHz Band Edge @ 3m	
ANT	802.11b CH12 2467MHz	
1	Vertical	Fundamental
Peak	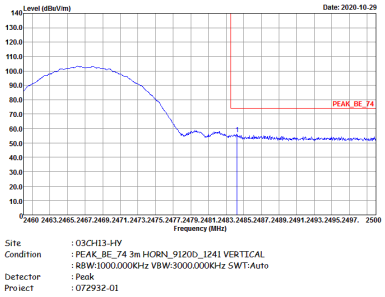	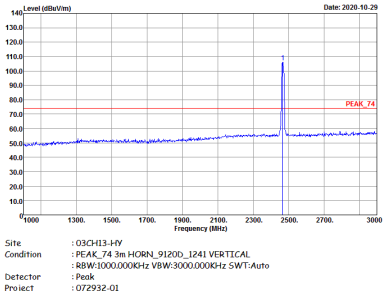
Avg.	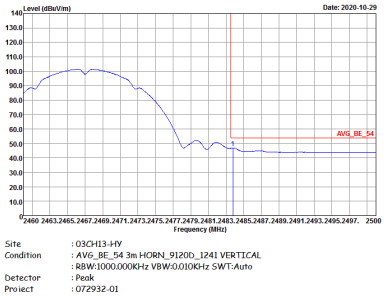	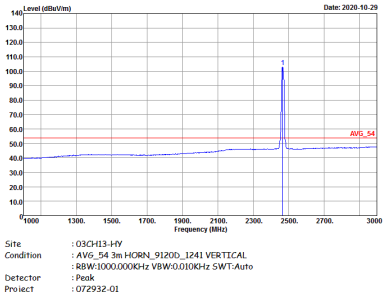

WIFI	2.4GHz 2400~2483.5MHz Band Edge @ 3m	
ANT	802.11b CH13 2472MHz	
1	Horizontal	Fundamental
Peak	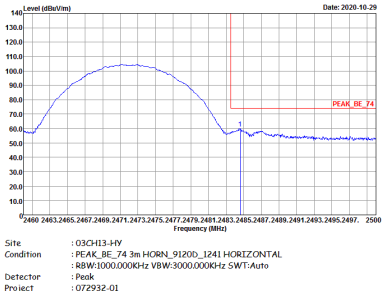	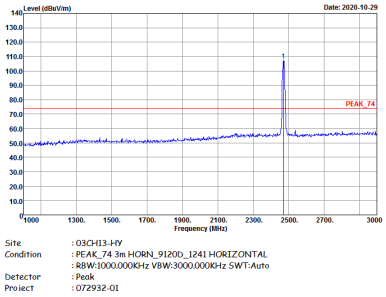
Avg.	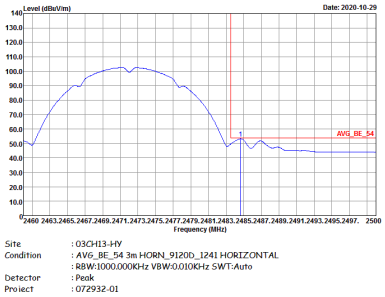	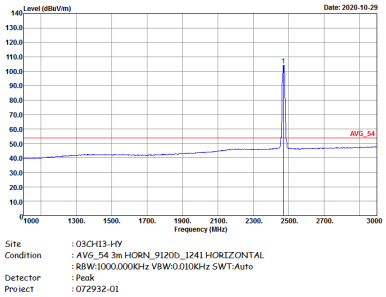

WIFI	2.4GHz 2400~2483.5MHz Band Edge @ 3m	
ANT	802.11b CH13 2472MHz	
1	Vertical	Fundamental
Peak	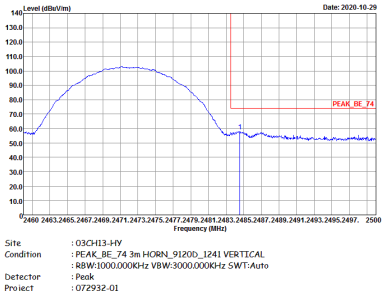	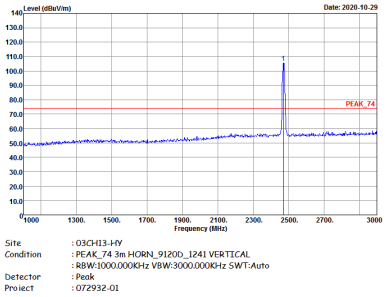
Avg.	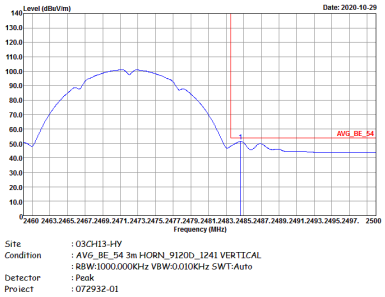	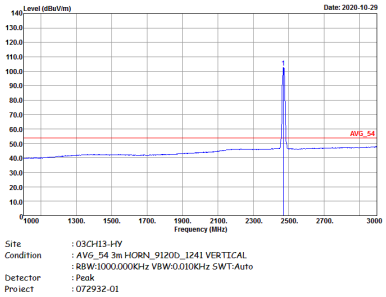

2.4GHz 2400~2483.5MHz

WIFI 802.11g (Band Edge @ 3m)

WIFI	2.4GHz 2400~2483.5MHz Band Edge @ 3m	
ANT	802.11g CH01 2412MHz	
1	Horizontal	Fundamental
Peak	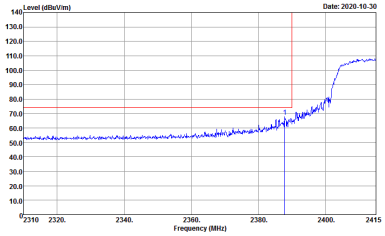 Site : 03CH13-HY Condition : PEAK_BE_74 3m HORN_9120D_1241 HORIZONTAL : RBW:1000.000KHz VBW:3000.000KHz SWT:Auto Detector : Peak Project : 072932-01	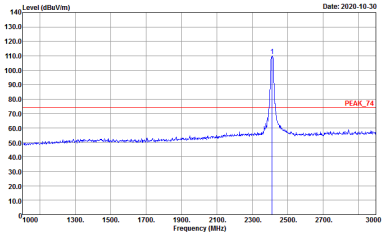 Site : 03CH13-HY Condition : PEAK_74 3m HORN_9120D_1241 HORIZONTAL : RBW:1000.000KHz VBW:3000.000KHz SWT:Auto Detector : Peak Project : 072932-01
Avg.	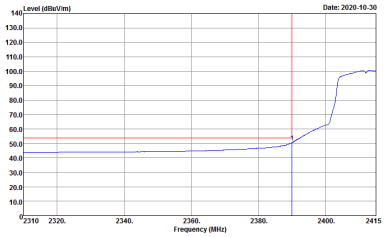 Site : 03CH13-HY Condition : AVG_BE_54 3m HORN_9120D_1241 HORIZONTAL : RBW:1000.000KHz VBW:0.010KHz SWT:Auto Detector : Peak Project : 072932-01	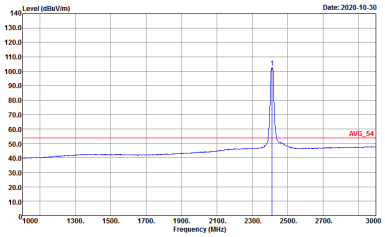 Site : 03CH13-HY Condition : AVG_54 3m HORN_9120D_1241 HORIZONTAL : RBW:1000.000KHz VBW:0.010KHz SWT:Auto Detector : Peak Project : 072932-01

WIFI	2.4GHz 2400~2483.5MHz Band Edge @ 3m	
ANT	802.11g CH01 2412MHz	
1	Vertical	Fundamental
Peak	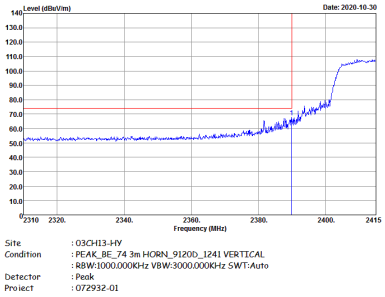	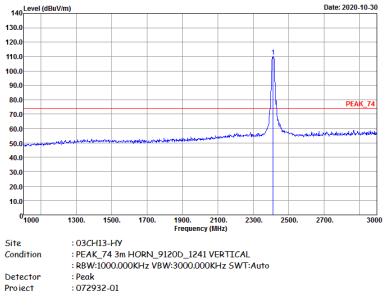
Avg.	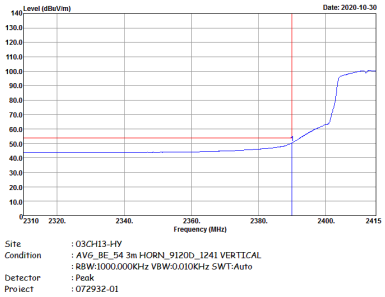	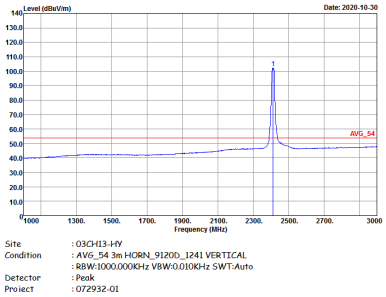

WIFI	2.4GHz 2400~2483.5MHz Band Edge @ 3m	
ANT	802.11g CH06 2437MHz - L	
1	Horizontal	Fundamental
Peak	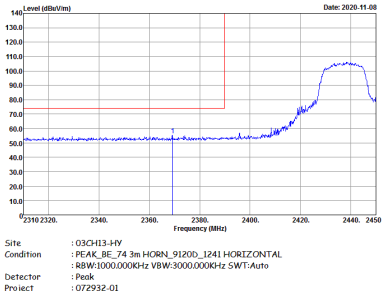	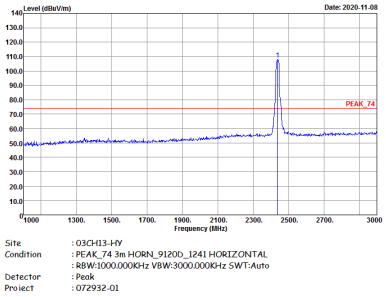
Avg.	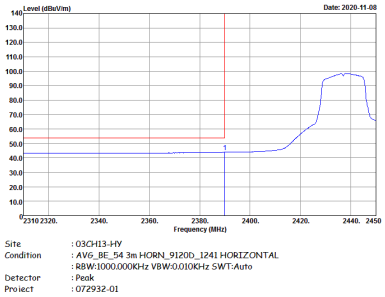	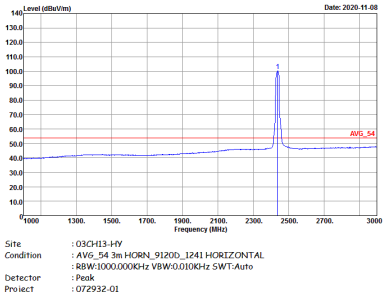

WIFI	2.4GHz 2400~2483.5MHz Band Edge @ 3m	
ANT	802.11g CH06 2437MHz - R	
1	Horizontal	Fundamental
Peak	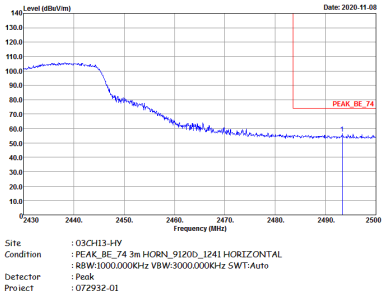	Left blank
Avg.	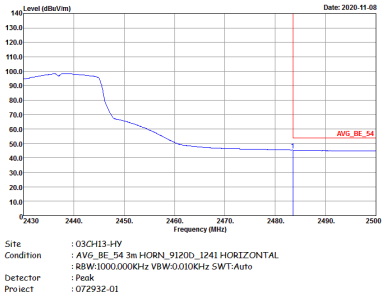	Left blank

WIFI	2.4GHz 2400~2483.5MHz Band Edge @ 3m	
ANT	802.11g CH06 2437MHz - L	
1	Vertical	Fundamental
Peak	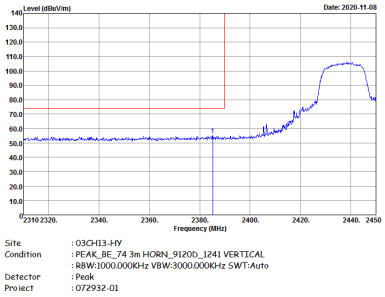	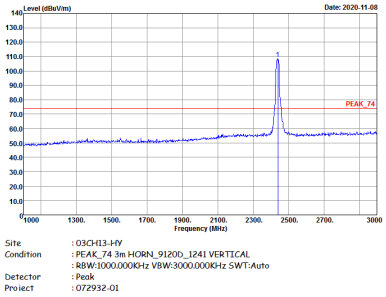
Avg.	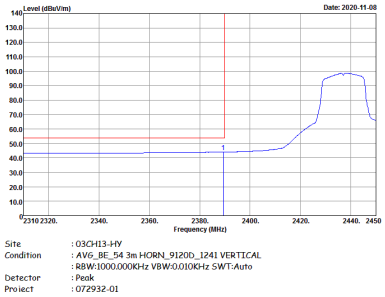	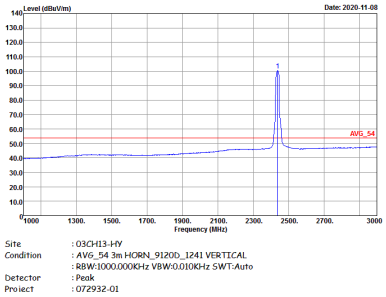

WIFI	2.4GHz 2400~2483.5MHz Band Edge @ 3m	
ANT	802.11g CH06 2437MHz - R	
1	Vertical	Fundamental
Peak	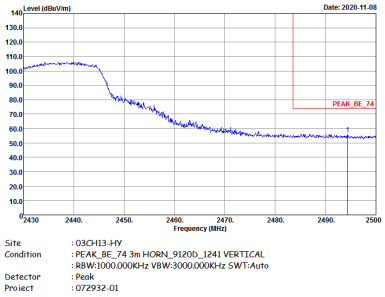	Left Blank
Avg.	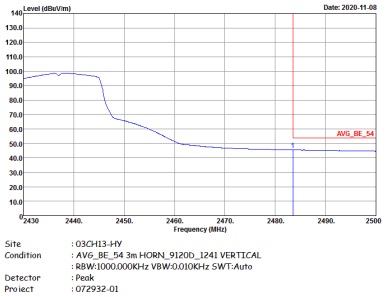	Left Blank

WIFI	2.4GHz 2400~2483.5MHz Band Edge @ 3m	
ANT	802.11g CH11 2462MHz	
1	Horizontal	Fundamental
Peak	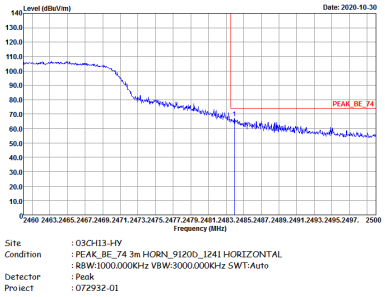	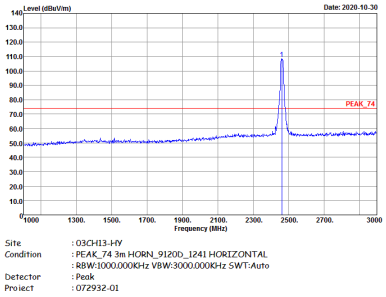
Avg.	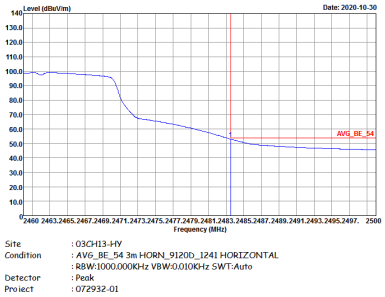	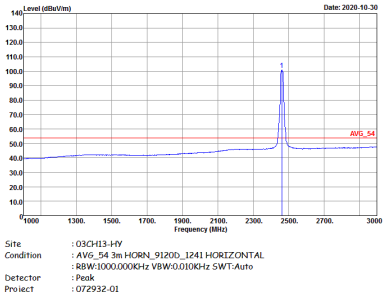

WIFI	2.4GHz 2400~2483.5MHz Band Edge @ 3m	
ANT	802.11g CH11 2462MHz	
1	Vertical	Fundamental
Peak	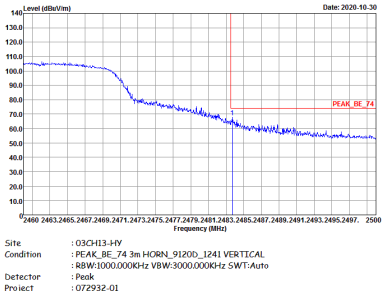	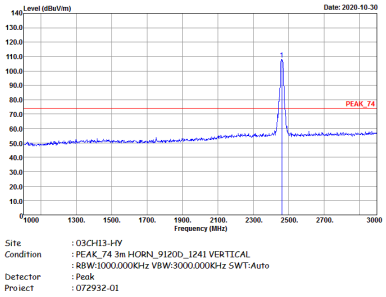
Avg.	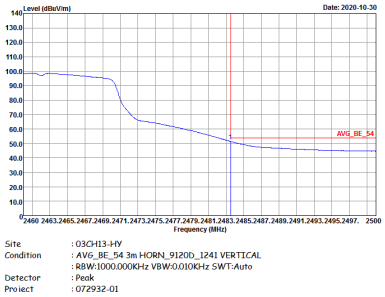	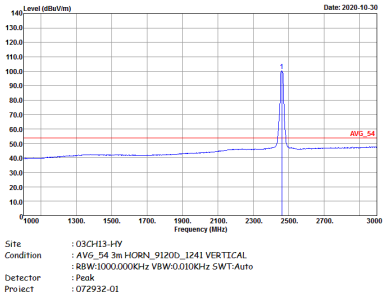

WIFI	2.4GHz 2400~2483.5MHz Band Edge @ 3m	
ANT	802.11g CH12 2467MHz	
1	Horizontal	Fundamental
Peak	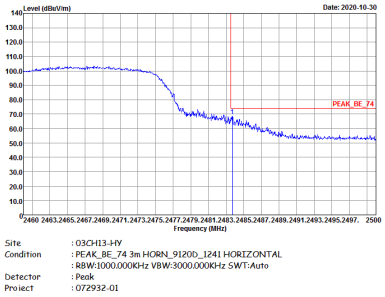	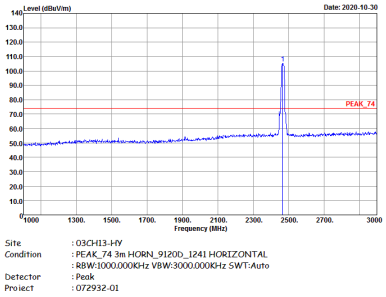
Avg.	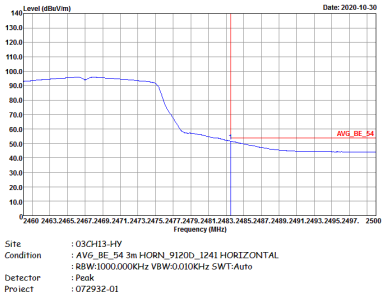	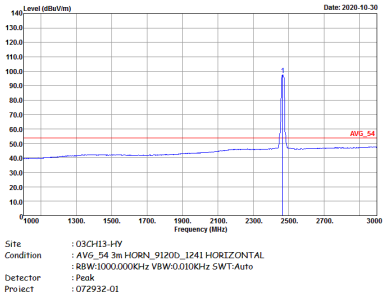

WIFI	2.4GHz 2400~2483.5MHz Band Edge @ 3m	
ANT	802.11g CH12 2467MHz	
1	Vertical	Fundamental
Peak	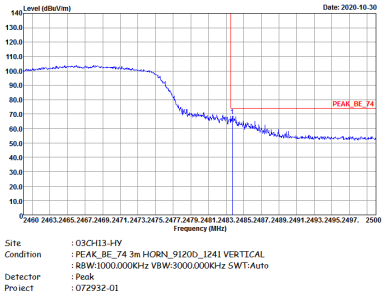	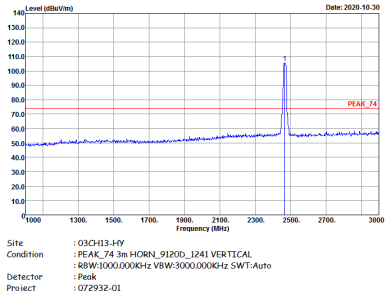
Avg.	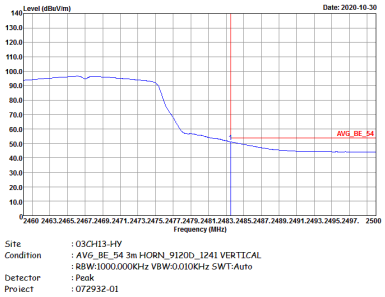	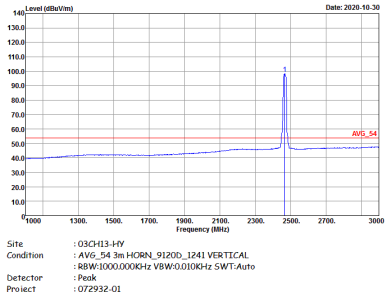

WIFI	2.4GHz 2400~2483.5MHz Band Edge @ 3m	
ANT	802.11g CH13 2472MHz	
1	Horizontal	Fundamental
Peak	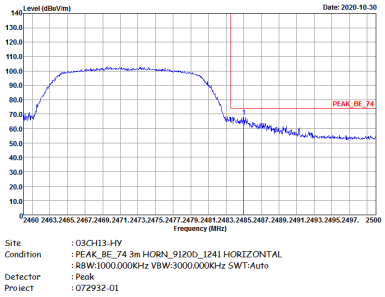	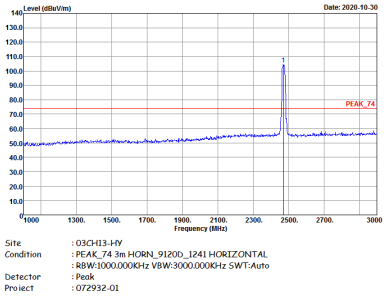
Avg.	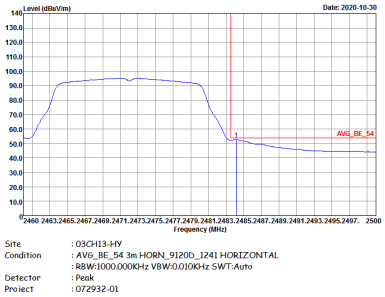	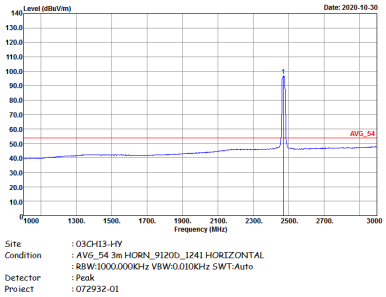

WIFI	2.4GHz 2400~2483.5MHz Band Edge @ 3m	
ANT	802.11g CH13 2472MHz	
1	Vertical	Fundamental
Peak	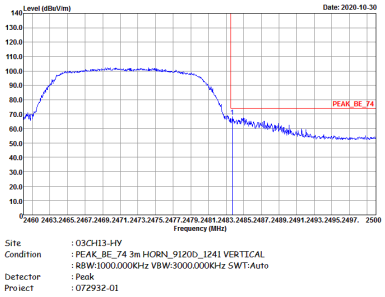	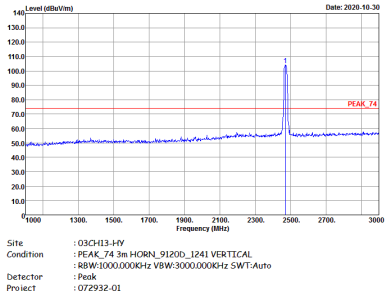
Avg.	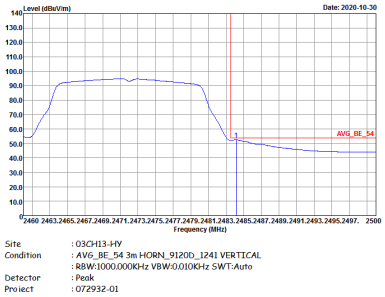	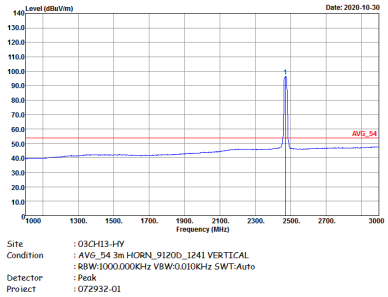

2.4GHz 2400~2483.5MHz

WIFI 802.11n HT20 (Band Edge @ 3m)

WIFI	2.4GHz 2400~2483.5MHz Band Edge @ 3m	
ANT	802.11n HT20 CH01 2412MHz	
1	Horizontal	Fundamental
Peak	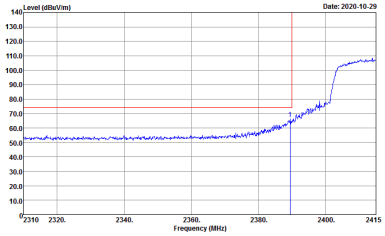 Site : 03CH13-HY Condition : PEAK_BE_74 3m HORN_9120D_1241 HORIZONTAL : RBW:1000.000KHz VBW:3000.000KHz SWT:Auto Detector : Peak Project : 072932-01	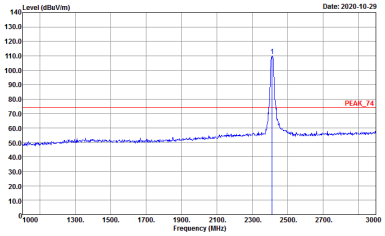 Site : 03CH13-HY Condition : PEAK_74 3m HORN_9120D_1241 HORIZONTAL : RBW:1000.000KHz VBW:3000.000KHz SWT:Auto Detector : Peak Project : 072932-01
Avg.	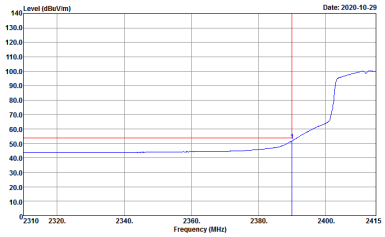 Site : 03CH13-HY Condition : AVG_BE_54 3m HORN_9120D_1241 HORIZONTAL : RBW:1000.000KHz VBW:0.010KHz SWT:Auto Detector : Peak Project : 072932-01	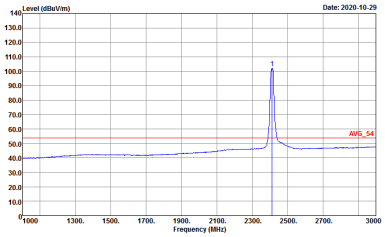 Site : 03CH13-HY Condition : AVG_54 3m HORN_9120D_1241 HORIZONTAL : RBW:1000.000KHz VBW:0.010KHz SWT:Auto Detector : Peak Project : 072932-01

WIFI	2.4GHz 2400~2483.5MHz Band Edge @ 3m	
ANT	802.11n HT20 CH01 2412MHz	
1	Vertical	Fundamental
Peak	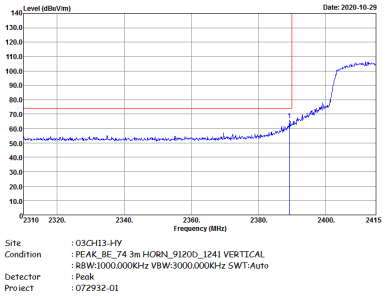	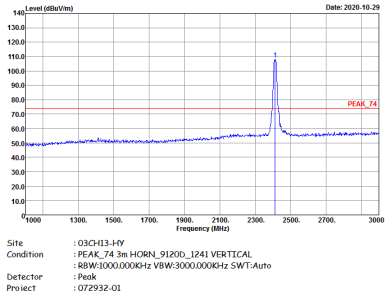
Avg.	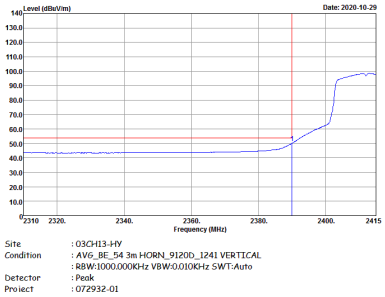	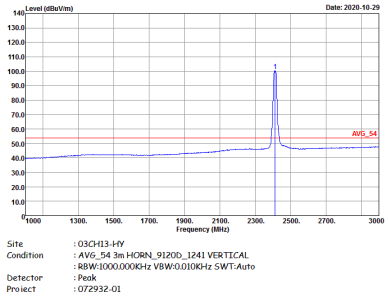

WIFI	2.4GHz 2400~2483.5MHz Band Edge @ 3m	
ANT	802.11n HT20 CH06 2437MHz - L	
1	Horizontal	Fundamental
Peak	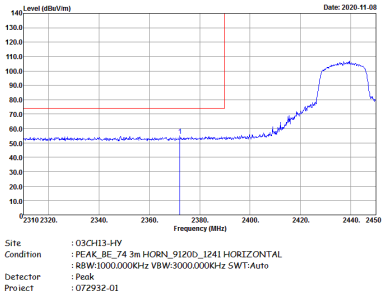	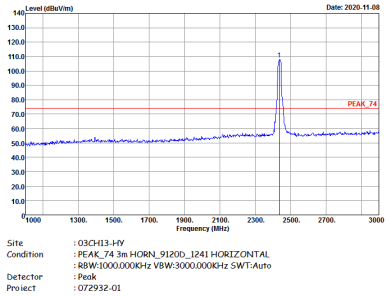
Avg.	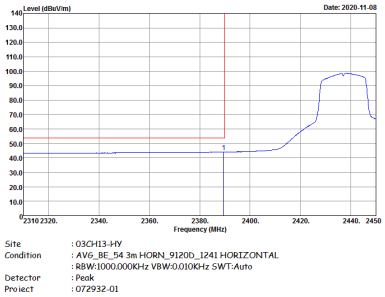	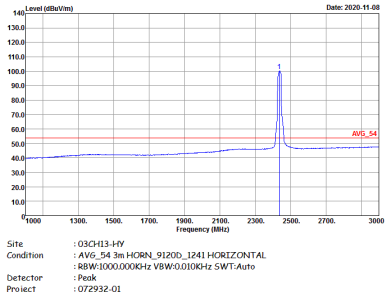

WIFI	2.4GHz 2400~2483.5MHz Band Edge @ 3m	
ANT	802.11n HT20 CH06 2437MHz - R	
1	Horizontal	Fundamental
Peak	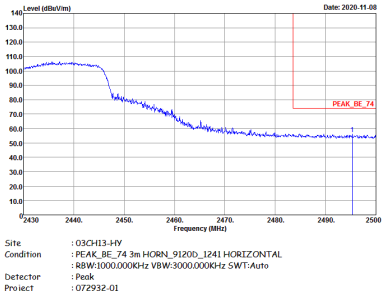	Left blank
Avg.	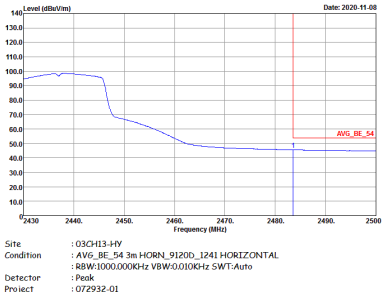	Left blank

WIFI	2.4GHz 2400~2483.5MHz Band Edge @ 3m	
ANT	802.11n HT20 CH06 2437MHz - L	
1	Vertical	Fundamental
Peak	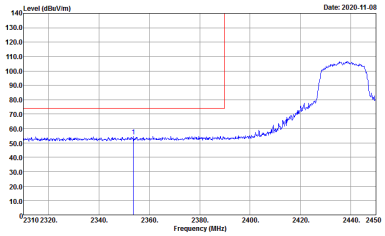	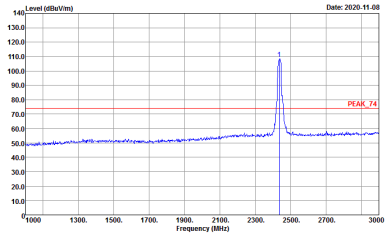
Avg.	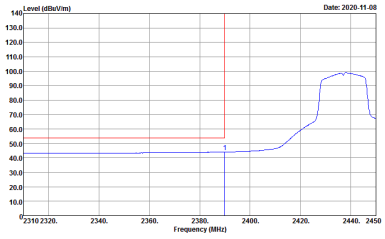	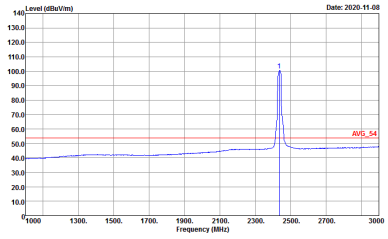

WIFI	2.4GHz 2400~2483.5MHz Band Edge @ 3m	
ANT	802.11n HT20 CH06 2437MHz - R	
1	Vertical	Fundamental
Peak	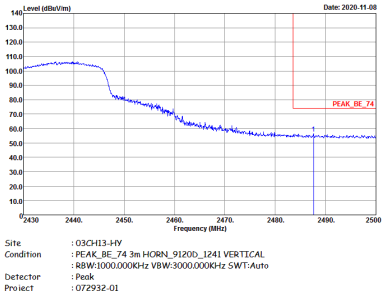	Left Blank
Avg.	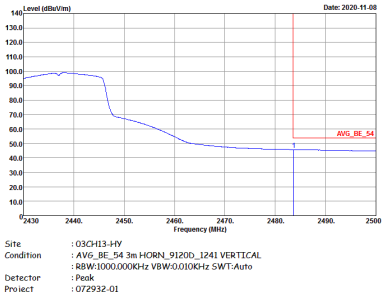	Left Blank

WIFI	2.4GHz 2400~2483.5MHz Band Edge @ 3m	
ANT	802.11n HT20 CH11 2462MHz	
1	Horizontal	Fundamental
Peak	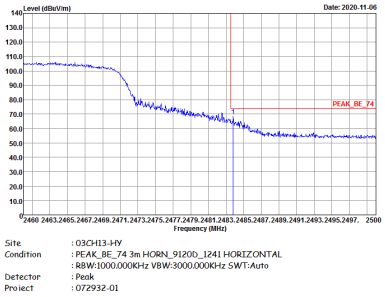	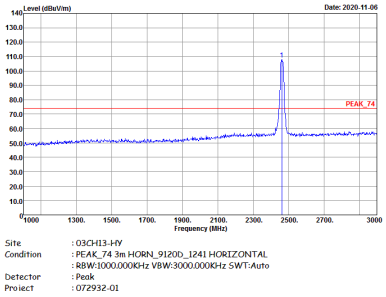
Avg.	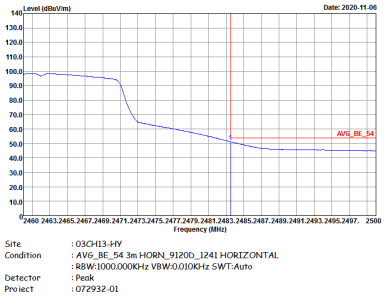	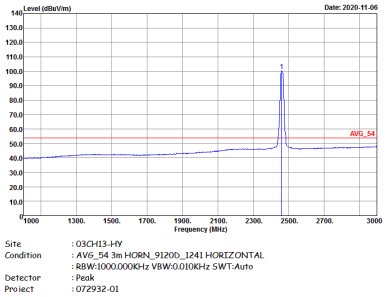

WIFI	2.4GHz 2400~2483.5MHz Fundamental @ 3m	
ANT	802.11n HT20 CH11 2462MHz	
1	Vertical	Fundamental
Peak	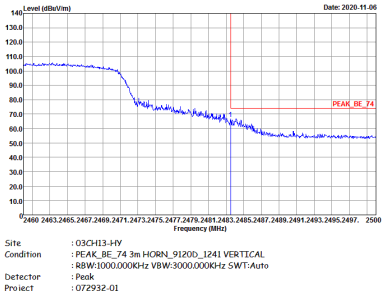	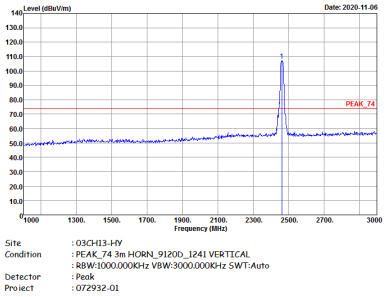
Avg.	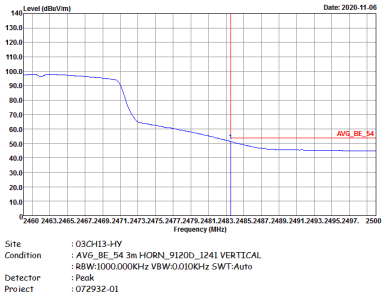	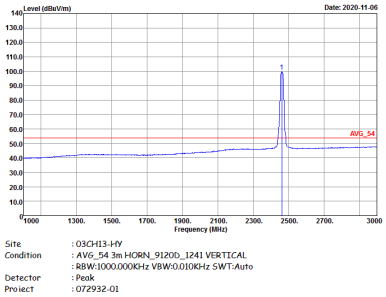

WIFI	2.4GHz 2400~2483.5MHz Band Edge @ 3m	
ANT	802.11n HT20 CH12 2467MHz	
1	Horizontal	Fundamental
Peak	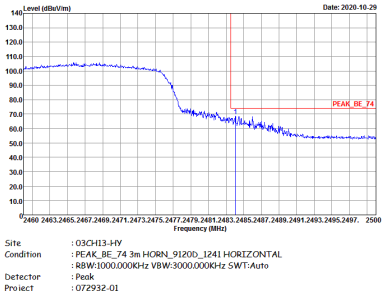	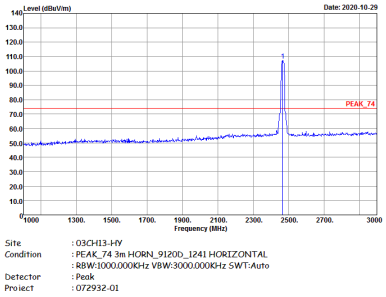
Avg.	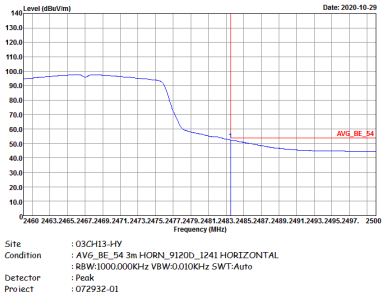	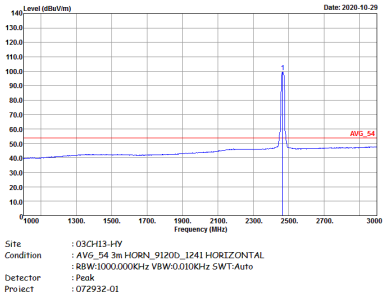

WIFI	2.4GHz 2400~2483.5MHz Band Edge @ 3m	
ANT	802.11n HT20 CH12 2467MHz	
1	Vertical	Fundamental
Peak	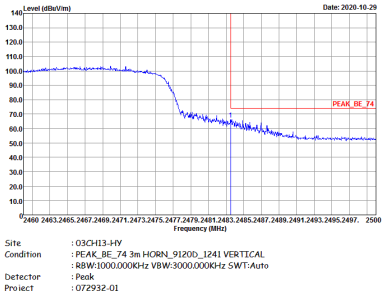	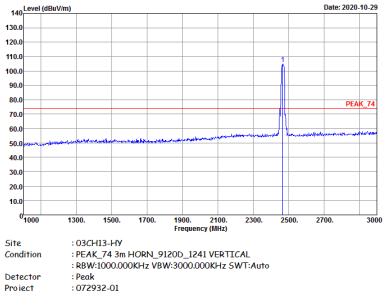
Avg.	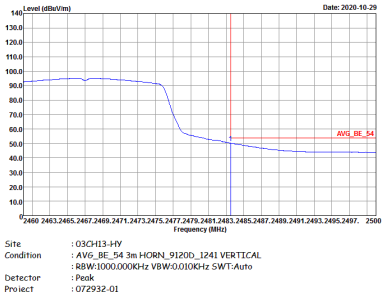	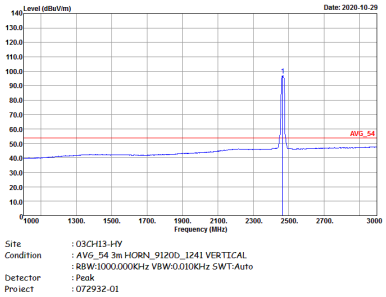

WIFI	2.4GHz 2400~2483.5MHz Band Edge @ 3m	
ANT	802.11n HT20 CH13 2472MHz	
1	Horizontal	Fundamental
Peak	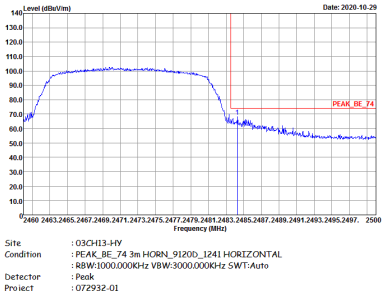	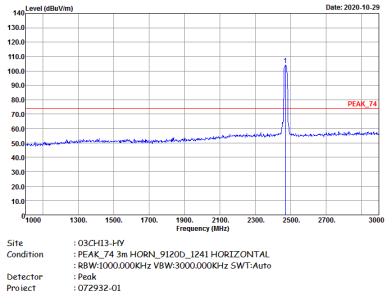
Avg.	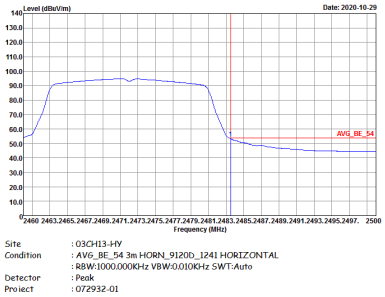	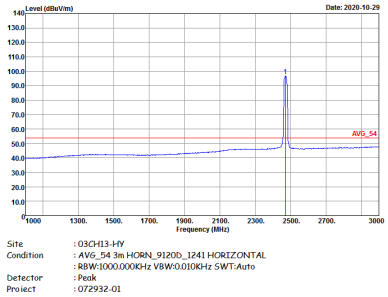

WIFI	2.4GHz 2400~2483.5MHz Band Edge @ 3m	
ANT	802.11n HT20 CH13 2472MHz	
1	Vertical	Fundamental
Peak	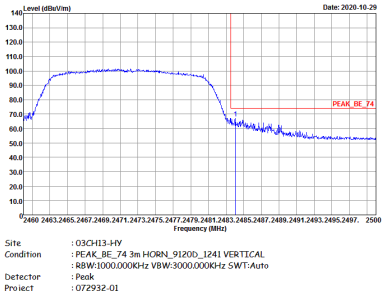	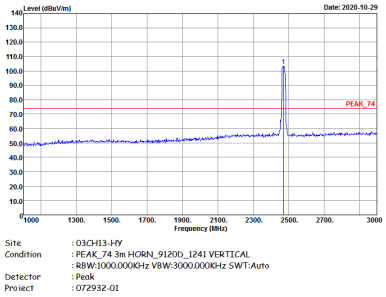
Avg.	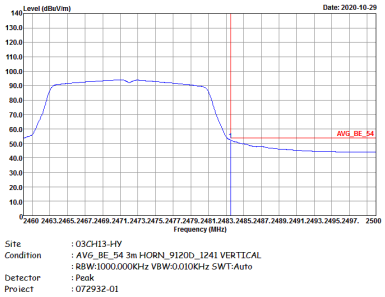	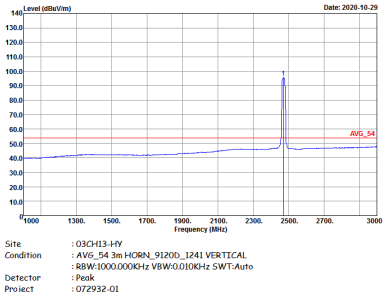

2.4GHz 2400~2483.5MHz

WIFI 802.11b (Harmonic @ 3m)

WIFI	2.4GHz 2400~2483.5MHz Harmonic @ 3m	
ANT	802.11b CH01 2412MHz	
1	Horizontal	Vertical
Peak Avg.	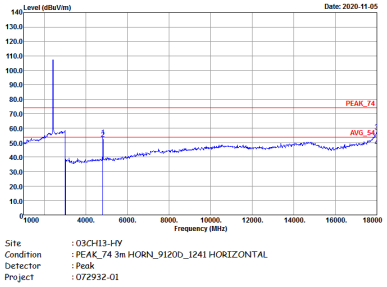	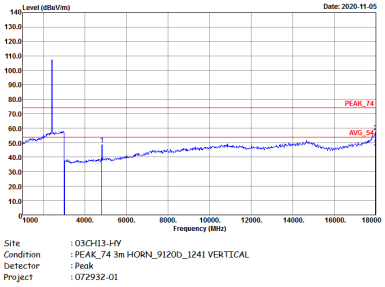

WIFI	2.4GHz 2400~2483.5MHz Harmonic @ 3m	
ANT	802.11b CH06 2437MHz	
1	Horizontal	Vertical
Peak Avg.	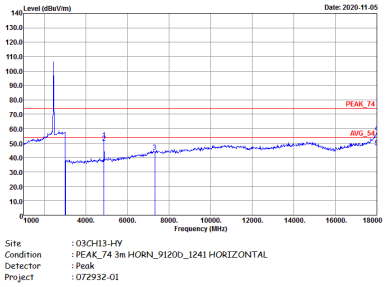	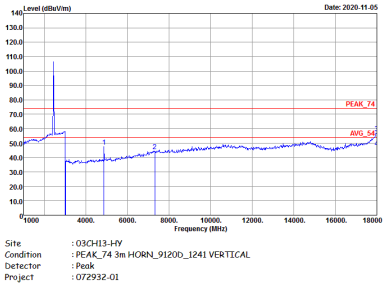

WIFI	2.4GHz 2400~2483.5MHz Harmonic @ 3m	
ANT	802.11b CH11 2462MHz	
1	Horizontal	Vertical
Peak Avg.	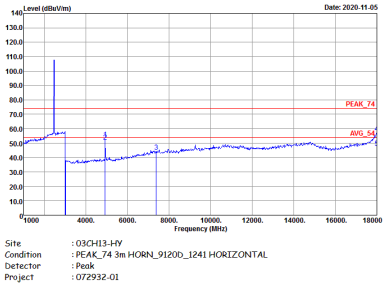	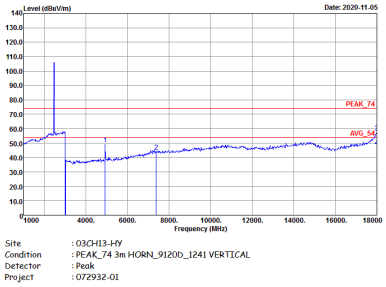

WIFI	2.4GHz 2400~2483.5MHz Harmonic @ 3m	
ANT	802.11b CH12 2467MHz	
1	Horizontal	Vertical
Peak Avg.	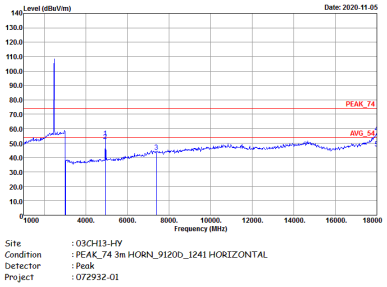	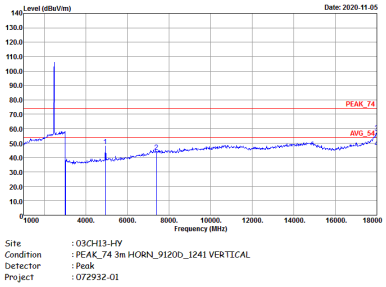

WIFI	2.4GHz 2400~2483.5MHz Harmonic @ 3m	
ANT	802.11b CH13 2472MHz	
1	Horizontal	Vertical
Peak Avg.	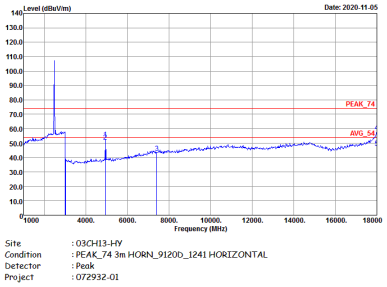	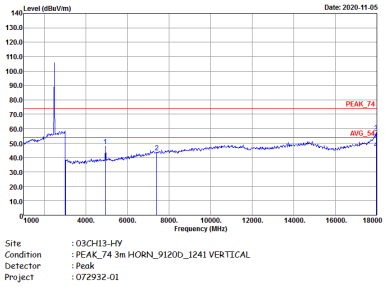

2.4GHz 2400~2483.5MHz

WIFI 802.11g (Harmonic @ 3m)

WIFI	2.4GHz 2400~2483.5MHz Harmonic @ 3m	
ANT	802.11g CH01 2412MHz	
1	Horizontal	Vertical
Peak Avg.	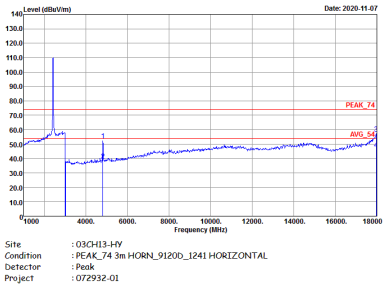	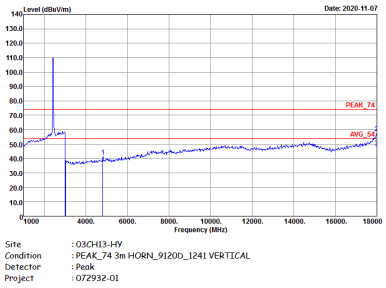

WIFI	2.4GHz 2400~2483.5MHz Harmonic @ 3m	
ANT	802.11g CH06 2437MHz	
1	Horizontal	Vertical
Peak Avg.	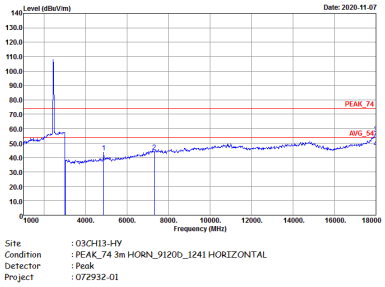 Site : 03CH13-HY Condition : PEAK_74 3m HORN_9120D_1241 HORIZONTAL Detector : Peak Project : 072932-01	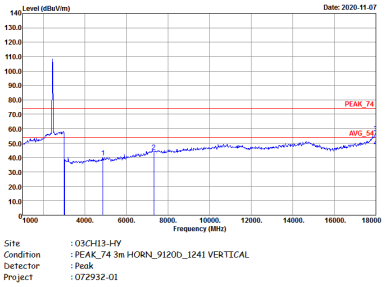 Site : 03CH13-HY Condition : PEAK_74 3m HORN_9120D_1241 VERTICAL Detector : Peak Project : 072932-01

WIFI	2.4GHz 2400~2483.5MHz Harmonic @ 3m	
ANT	802.11g CH11 2462MHz	
1	Horizontal	Vertical
Peak Avg.	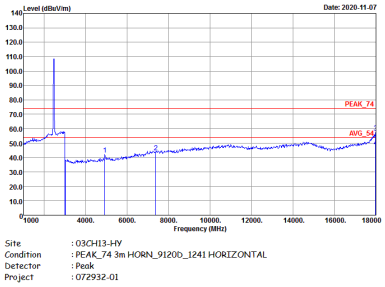 Site : 03CH13-HY Condition : PEAK_74 3m HORN_9120D_1241 HORIZONTAL Detector : Peak Project : 072932-01	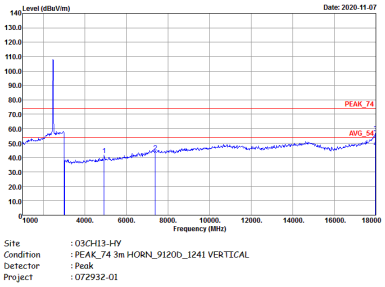 Site : 03CH13-HY Condition : PEAK_74 3m HORN_9120D_1241 VERTICAL Detector : Peak Project : 072932-01

WIFI	2.4GHz 2400~2483.5MHz Harmonic @ 3m	
ANT	802.11g CH12 2467MHz	
1	Horizontal	Vertical
Peak Avg.	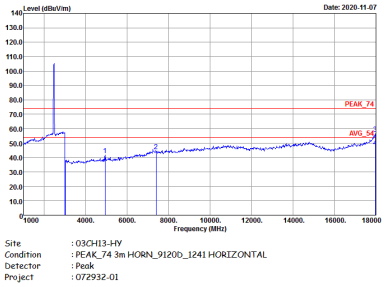 Site : 03CH13-HY Condition : PEAK_74 3m HORN_9120D_1241 HORIZONTAL Detector : Peak Project : 072932-01	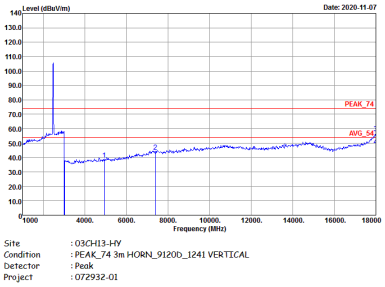 Site : 03CH13-HY Condition : PEAK_74 3m HORN_9120D_1241 VERTICAL Detector : Peak Project : 072932-01

WIFI	2.4GHz 2400~2483.5MHz Harmonic @ 3m	
ANT	802.11g CH13 2472MHz	
1	Horizontal	Vertical
Peak Avg.	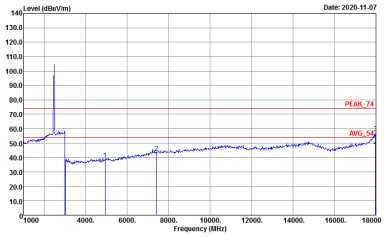 Site : 03CH13-HY Condition : PEAK_74 3m HORN_9120D_1241 HORIZONTAL Detector : Peak Project : 072932-01	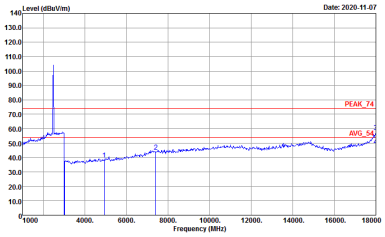 Site : 03CH13-HY Condition : PEAK_74 3m HORN_9120D_1241 VERTICAL Detector : Peak Project : 072932-01

2.4GHz 2400~2483.5MHz

WIFI 802.11n HT20 (Harmonic @ 3m)

WIFI	2.4GHz 2400~2483.5MHz Harmonic @ 3m	
ANT	802.11n HT20 CH01 2412MHz	
1	Horizontal	Vertical
Peak Avg.	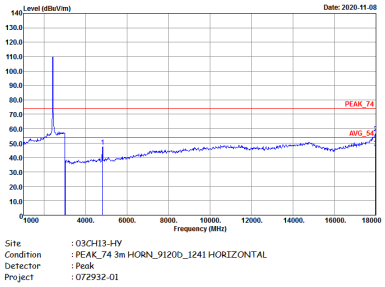	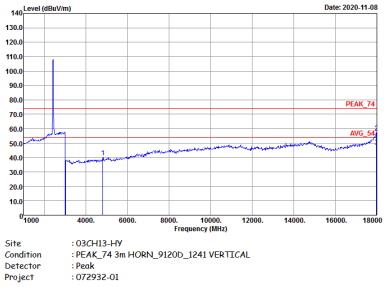

WIFI	2.4GHz 2400~2483.5MHz Harmonic @ 3m	
ANT	802.11n HT20 CH06 2437MHz	
1	Horizontal	Vertical
Peak Avg.	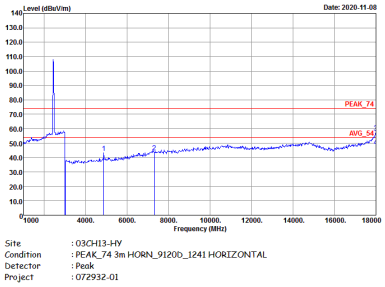	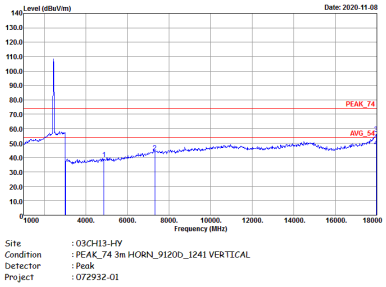

WIFI	2.4GHz 2400~2483.5MHz Harmonic @ 3m	
ANT	802.11n HT20 CH11 2462MHz	
1	Horizontal	Vertical
Peak Avg.	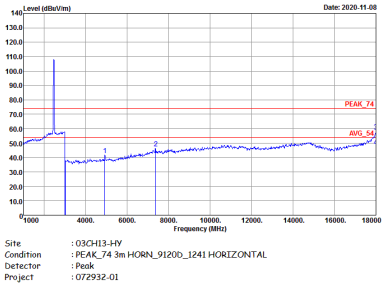	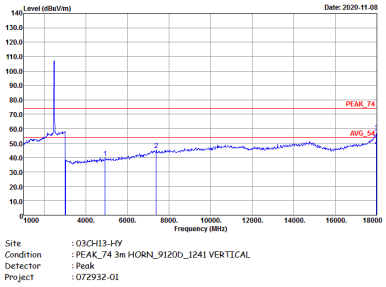

WIFI	2.4GHz 2400~2483.5MHz Harmonic @ 3m	
ANT	802.11n HT20 CH12 2462MHz	
1	Horizontal	Vertical
Peak Avg.	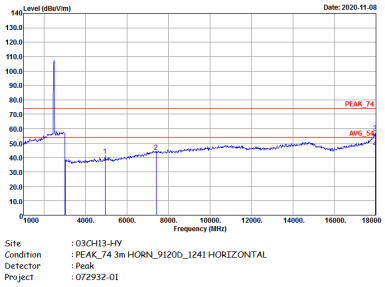	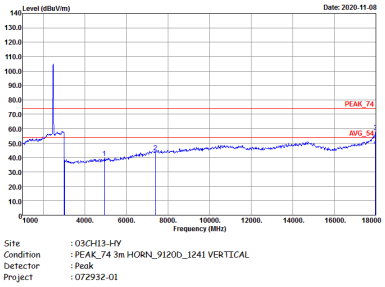

WIFI	2.4GHz 2400~2483.5MHz Harmonic @ 3m	
ANT	802.11n HT20 CH13 2472MHz	
1	Horizontal	Vertical
Peak Avg.	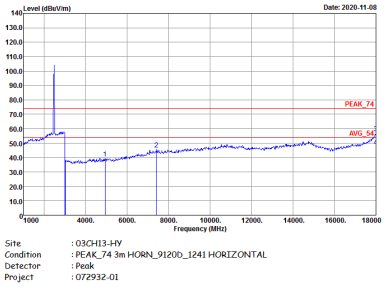	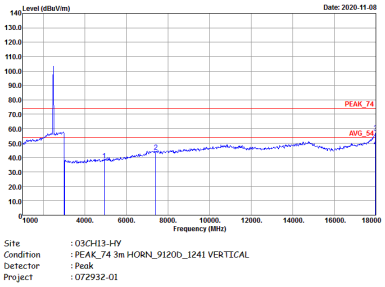

Emission above 18GHz

2.4GHz WIFI 802.11n HT20 (SHF)

WIFI	2.4GHz 2400~2483.5MHz	
ANT	802.11n HT20 SHF	
1	Horizontal	Vertical
QP / Peak	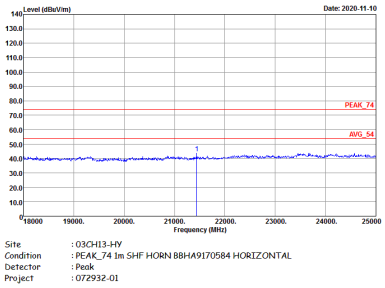	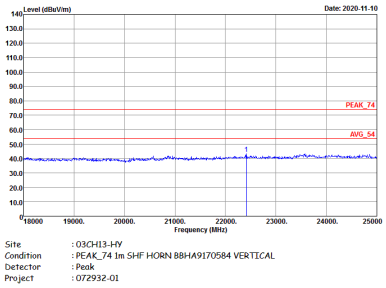

Emission below 1GHz

2.4GHz WIFI 802.11n HT20 (LF)

WIFI	2.4GHz 2400~2483.5MHz	
ANT	802.11n HT20 LF	
1	Horizontal	Vertical
QP / Peak	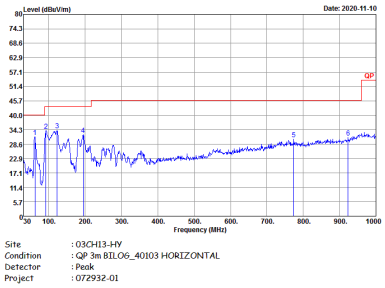	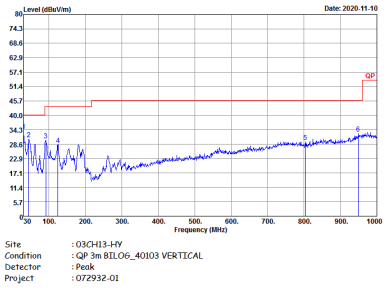

2.4GHz 2400~2483.5MHz

WIFI 802.11b (Band Edge @ 3m)

WIFI	2.4GHz 2400~2483.5MHz Band Edge @ 3m	
ANT	802.11b CH01 2412MHz	
2	Horizontal	Fundamental
Peak	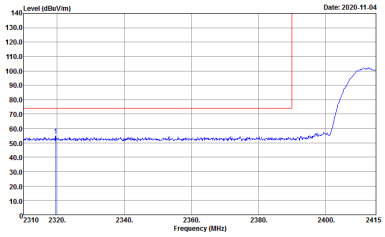 Site : 03CH13-HY Condition : PEAK_BE_74 3m HORN_9120D_1241 HORIZONTAL : RBW:1000.000KHz VBW:3000.000KHz SWT:Auto Detector : Peak Project : 072932-01	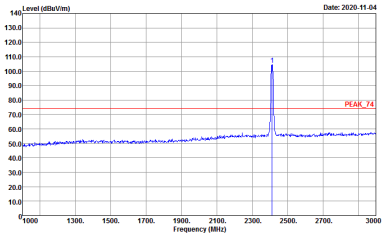 Site : 03CH13-HY Condition : PEAK_74 3m HORN_9120D_1241 HORIZONTAL : RBW:1000.000KHz VBW:3000.000KHz SWT:Auto Detector : Peak Project : 072932-01
Avg.	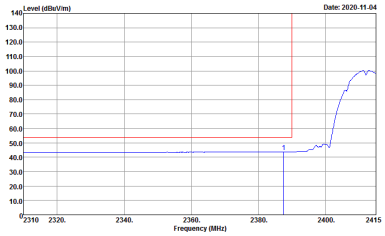 Site : 03CH13-HY Condition : AVG_BE_54 3m HORN_9120D_1241 HORIZONTAL : RBW:1000.000KHz VBW:0.010KHz SWT:Auto Detector : Peak Project : 072932-01	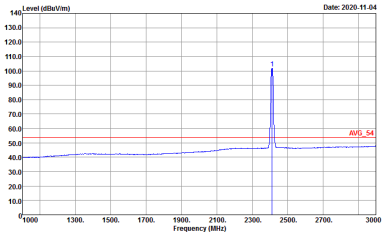 Site : 03CH13-HY Condition : AVG_54 3m HORN_9120D_1241 HORIZONTAL : RBW:1000.000KHz VBW:0.010KHz SWT:Auto Detector : Peak Project : 072932-01

WIFI	2.4GHz 2400~2483.5MHz Band Edge @ 3m	
ANT	802.11b CH01 2412MHz	
2	Vertical	Fundamental
Peak	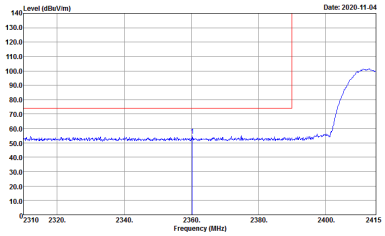 Site : 03CH13-HY Condition : PEAK_BE_74 3m HORN_9120D_1241 VERTICAL : RBW:1000.000KHz VBW:3000.000KHz SWT:Auto Detector : Peak Project : 072932-01	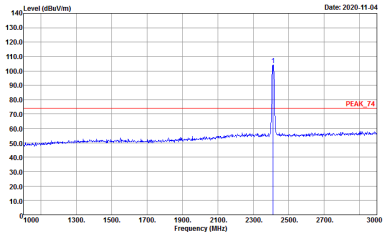 Site : 03CH13-HY Condition : PEAK_74 3m HORN_9120D_1241 VERTICAL : RBW:1000.000KHz VBW:3000.000KHz SWT:Auto Detector : Peak Project : 072932-01
Avg.	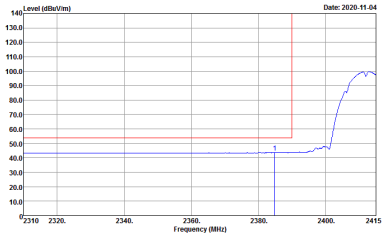 Site : 03CH13-HY Condition : AVG_BE_54 3m HORN_9120D_1241 VERTICAL : RBW:1000.000KHz VBW:0.010KHz SWT:Auto Detector : Peak Project : 072932-01	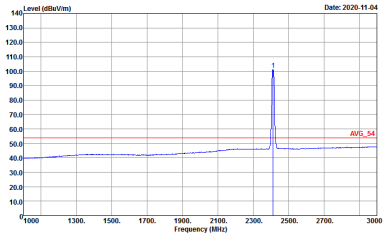 Site : 03CH13-HY Condition : AVG_54 3m HORN_9120D_1241 VERTICAL : RBW:1000.000KHz VBW:0.010KHz SWT:Auto Detector : Peak Project : 072932-01

WIFI	2.4GHz 2400~2483.5MHz Band Edge @ 3m	
ANT	802.11b CH06 2437MHz - L	
2	Horizontal	Fundamental
Peak	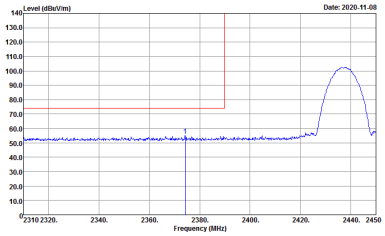 Site : 03CH13-HY Condition : PEAK_BE_74 3m HORN_9120D_1241 HORIZONTAL : RBW:1000.000KHz VBW:3000.000KHz SWT:Auto Detector : Peak Project : 072932-01	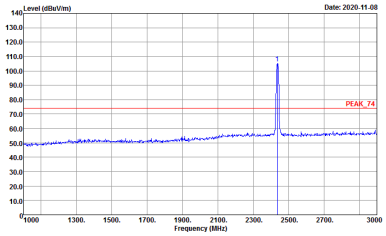 Site : 03CH13-HY Condition : PEAK_74 3m HORN_9120D_1241 HORIZONTAL : RBW:1000.000KHz VBW:3000.000KHz SWT:Auto Detector : Peak Project : 072932-01
Avg.	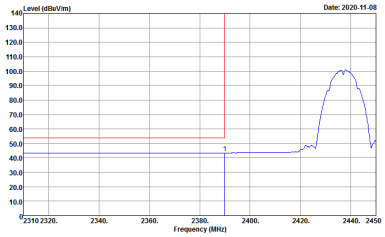 Site : 03CH13-HY Condition : AVG_BE_54 3m HORN_9120D_1241 HORIZONTAL : RBW:1000.000KHz VBW:0.010KHz SWT:Auto Detector : Peak Project : 072932-01	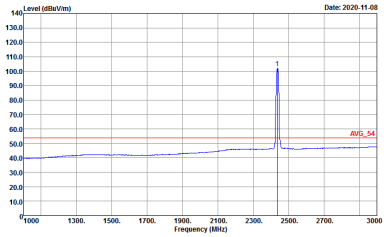 Site : 03CH13-HY Condition : AVG_54 3m HORN_9120D_1241 HORIZONTAL : RBW:1000.000KHz VBW:0.010KHz SWT:Auto Detector : Peak Project : 072932-01

WIFI	2.4GHz 2400~2483.5MHz Band Edge @ 3m	
ANT	802.11b CH06 2437MHz - R	
2	Horizontal	Fundamental
Peak	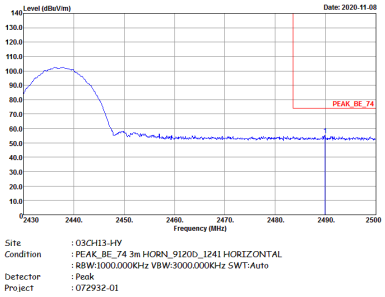	Left blank
Avg.	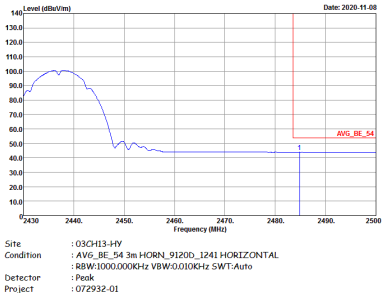	Left blank

WIFI	2.4GHz 2400~2483.5MHz Band Edge @ 3m	
ANT	802.11b CH06 2437MHz - L	
2	Vertical	Fundamental
Peak	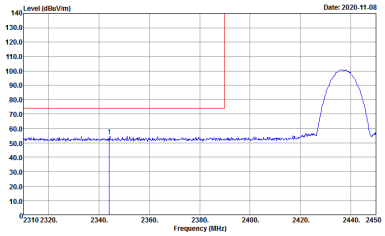	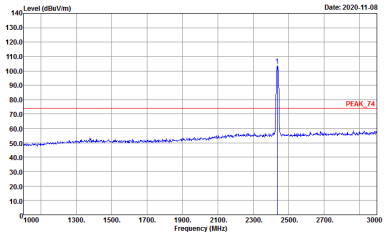
Avg.	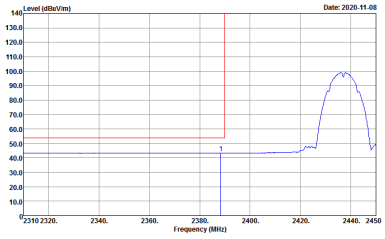	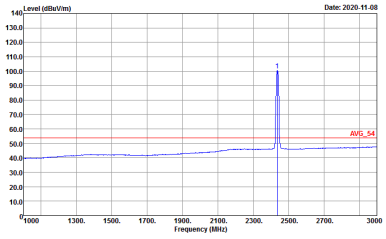

WIFI	2.4GHz 2400~2483.5MHz Band Edge @ 3m	
ANT	802.11b CH06 2437MHz - R	
2	Vertical	Fundamental
Peak	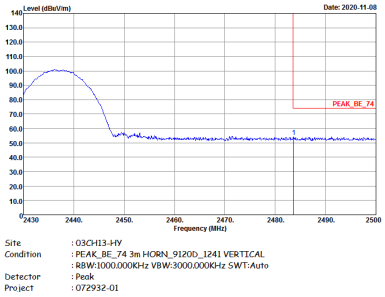	Left blank
Avg.	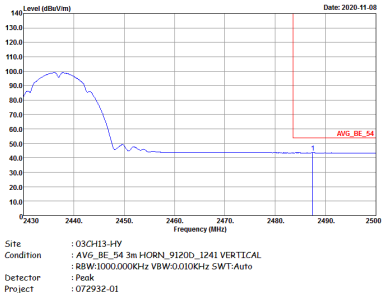	Left blank

WIFI	2.4GHz 2400~2483.5MHz Band Edge @ 3m	
ANT	802.11b CH11 2462MHz	
2	Horizontal	Fundamental
Peak	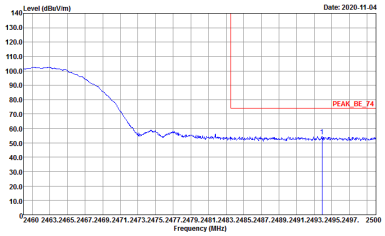 Site : 03CH13-HY Condition : PEAK_BE_74 3m HORN_9120D_1241 HORIZONTAL : RBW:1000.000KHz VBW:3000.000KHz SWT:Auto Detector : Peak Project : 072932-01	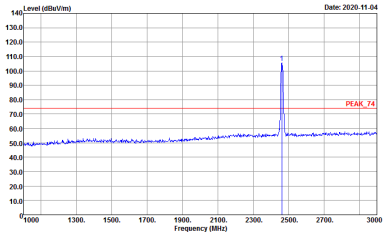 Site : 03CH13-HY Condition : PEAK_74 3m HORN_9120D_1241 HORIZONTAL : RBW:1000.000KHz VBW:3000.000KHz SWT:Auto Detector : Peak Project : 072932-01
Avg.	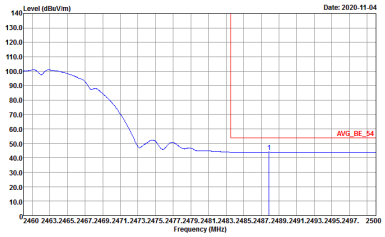 Site : 03CH13-HY Condition : AVG_BE_54 3m HORN_9120D_1241 HORIZONTAL : RBW:1000.000KHz VBW:0.010KHz SWT:Auto Detector : Peak Project : 072932-01	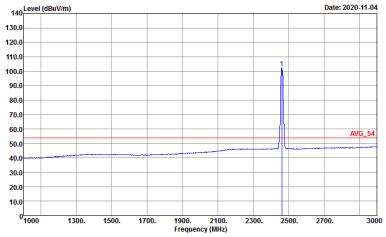 Site : 03CH13-HY Condition : AVG_54 3m HORN_9120D_1241 HORIZONTAL : RBW:1000.000KHz VBW:0.010KHz SWT:Auto Detector : Peak Project : 072932-01

WIFI	2.4GHz 2400~2483.5MHz Band Edge @ 3m	
ANT	802.11b CH11 2462MHz	
2	Vertical	Fundamental
Peak	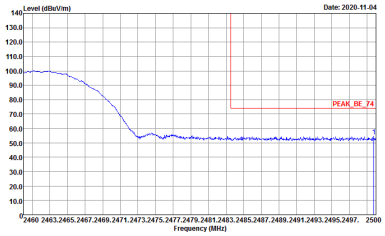 Site : 03CH13-HY Condition : PEAK_BE_74 3m HORN_9120D_1241 VERTICAL : RBW:1000.000KHz VBW:3000.000KHz SWT:Auto Detector : Peak Project : 072932-01	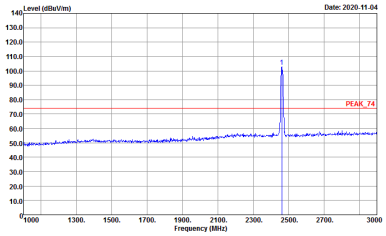 Site : 03CH13-HY Condition : PEAK_74 3m HORN_9120D_1241 VERTICAL : RBW:1000.000KHz VBW:3000.000KHz SWT:Auto Detector : Peak Project : 072932-01
Avg.	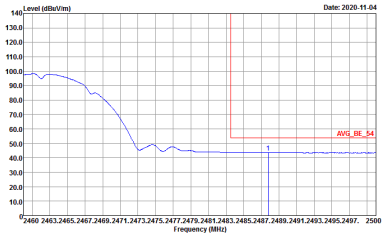 Site : 03CH13-HY Condition : AVG_BE_54 3m HORN_9120D_1241 VERTICAL : RBW:1000.000KHz VBW:0.010KHz SWT:Auto Detector : Peak Project : 072932-01	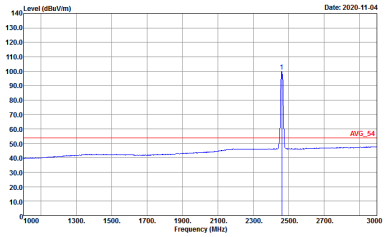 Site : 03CH13-HY Condition : AVG_54 3m HORN_9120D_1241 VERTICAL : RBW:1000.000KHz VBW:0.010KHz SWT:Auto Detector : Peak Project : 072932-01

WIFI	2.4GHz 2400~2483.5MHz Band Edge @ 3m	
ANT	802.11b CH12 2467MHz	
2	Horizontal	Fundamental
Peak	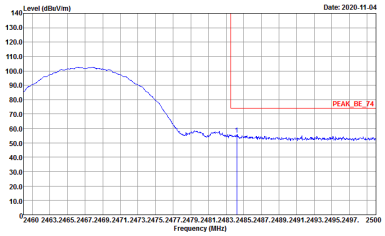 Site : 03CH13-HY Condition : PEAK_BE_74 3m HORN_9120D_1241 HORIZONTAL : RBW:1000.000KHz VBW:3000.000KHz SWT:Auto Detector : Peak Project : 072932-01	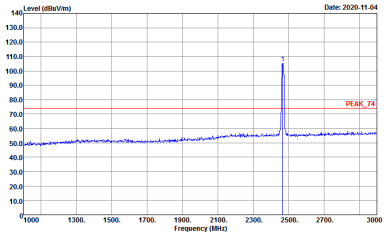 Site : 03CH13-HY Condition : PEAK_74 3m HORN_9120D_1241 HORIZONTAL : RBW:1000.000KHz VBW:3000.000KHz SWT:Auto Detector : Peak Project : 072932-01
Avg.	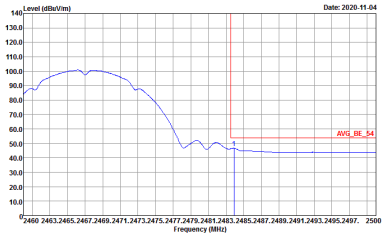 Site : 03CH13-HY Condition : AVG_BE_54 3m HORN_9120D_1241 HORIZONTAL : RBW:1000.000KHz VBW:0.010KHz SWT:Auto Detector : Peak Project : 072932-01	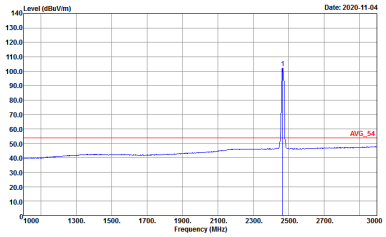 Site : 03CH13-HY Condition : AVG_54 3m HORN_9120D_1241 HORIZONTAL : RBW:1000.000KHz VBW:0.010KHz SWT:Auto Detector : Peak Project : 072932-01

WIFI	2.4GHz 2400~2483.5MHz Band Edge @ 3m	
ANT	802.11b CH12 2467MHz	
2	Vertical	Fundamental
Peak	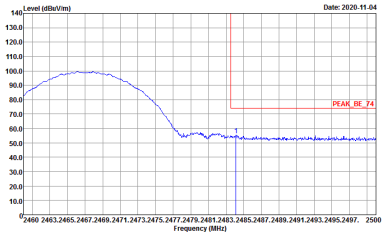 Site : 03CH13-HY Condition : PEAK_BE_74 3m HORN_9120D_1241 VERTICAL : RBW:1000.000KHz VBW:3000.000KHz SWT:Auto Detector : Peak Project : 072932-01	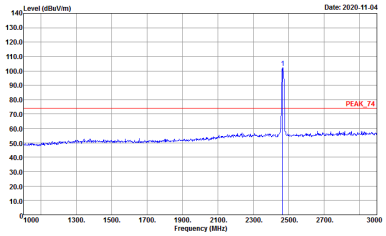 Site : 03CH13-HY Condition : PEAK_74 3m HORN_9120D_1241 VERTICAL : RBW:1000.000KHz VBW:3000.000KHz SWT:Auto Detector : Peak Project : 072932-01
Avg.	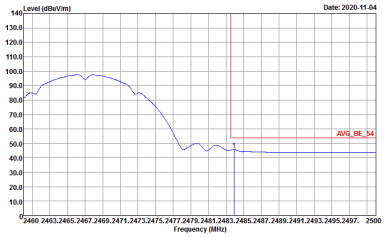 Site : 03CH13-HY Condition : AVG_BE_54 3m HORN_9120D_1241 VERTICAL : RBW:1000.000KHz VBW:0.010KHz SWT:Auto Detector : Peak Project : 072932-01	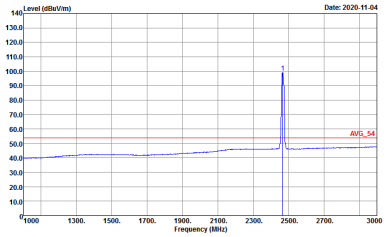 Site : 03CH13-HY Condition : AVG_54 3m HORN_9120D_1241 VERTICAL : RBW:1000.000KHz VBW:0.010KHz SWT:Auto Detector : Peak Project : 072932-01

WIFI	2.4GHz 2400~2483.5MHz Band Edge @ 3m	
ANT	802.11b CH13 2472MHz	
2	Horizontal	Fundamental
Peak	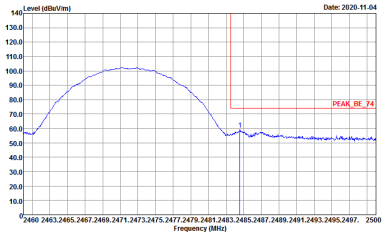 Site : 03CH13-HY Condition : PEAK_BE_74 3m HORN_9120D_1241 HORIZONTAL : RBW:1000.000KHz VBW:3000.000KHz SWT:Auto Detector : Peak Project : 072932-01	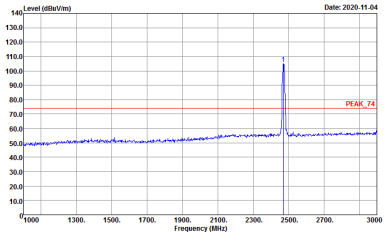 Site : 03CH13-HY Condition : PEAK_74 3m HORN_9120D_1241 HORIZONTAL : RBW:1000.000KHz VBW:3000.000KHz SWT:Auto Detector : Peak Project : 072932-01
Avg.	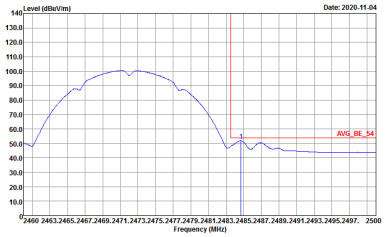 Site : 03CH13-HY Condition : AVG_BE_54 3m HORN_9120D_1241 HORIZONTAL : RBW:1000.000KHz VBW:0.010KHz SWT:Auto Detector : Peak Project : 072932-01	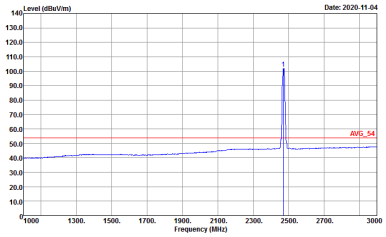 Site : 03CH13-HY Condition : AVG_54 3m HORN_9120D_1241 HORIZONTAL : RBW:1000.000KHz VBW:0.010KHz SWT:Auto Detector : Peak Project : 072932-01

WIFI	2.4GHz 2400~2483.5MHz Band Edge @ 3m	
ANT	802.11b CH13 2472MHz	
2	Vertical	Fundamental
Peak	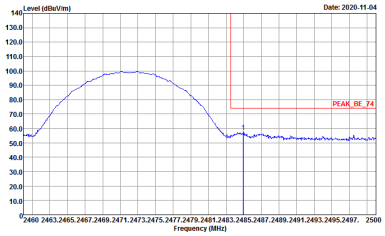	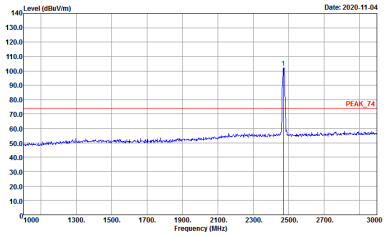
Avg.	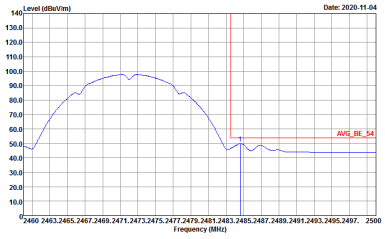	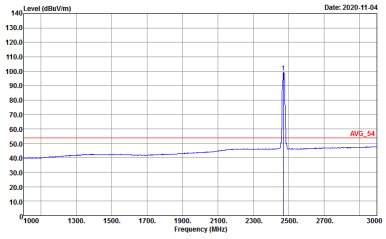

2.4GHz 2400~2483.5MHz

WIFI 802.11g (Band Edge @ 3m)

WIFI	2.4GHz 2400~2483.5MHz Band Edge @ 3m	
ANT	802.11g CH01 2412MHz	
2	Horizontal	Fundamental
Peak	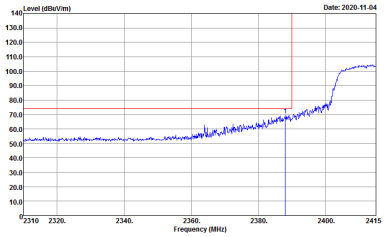 Site : 03CH13-HY Condition : PEAK_BE_74 3m HORN_9120D_1241 HORIZONTAL : RBW:1000.000KHz VBW:3000.000KHz SWT:Auto Detector : Peak Project : 072932-01	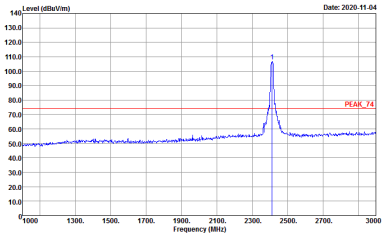 Site : 03CH13-HY Condition : PEAK_74 3m HORN_9120D_1241 HORIZONTAL : RBW:1000.000KHz VBW:3000.000KHz SWT:Auto Detector : Peak Project : 072932-01
Avg.	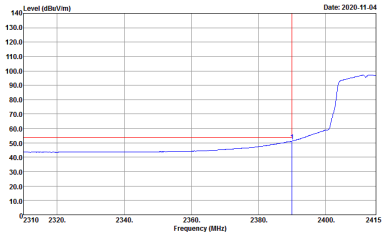 Site : 03CH13-HY Condition : AVG_BE_54 3m HORN_9120D_1241 HORIZONTAL : RBW:1000.000KHz VBW:0.010KHz SWT:Auto Detector : Peak Project : 072932-01	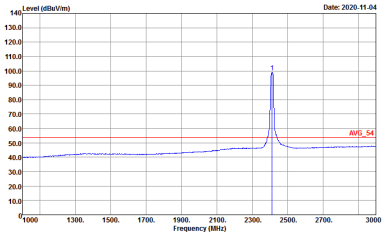 Site : 03CH13-HY Condition : AVG_54 3m HORN_9120D_1241 HORIZONTAL : RBW:1000.000KHz VBW:0.010KHz SWT:Auto Detector : Peak Project : 072932-01

WIFI	2.4GHz 2400~2483.5MHz Band Edge @ 3m	
ANT	802.11g CH01 2412MHz	
2	Vertical	Fundamental
Peak	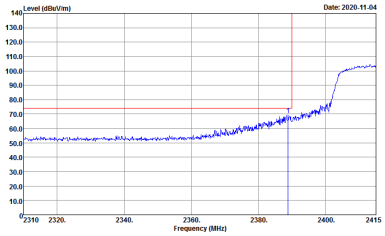	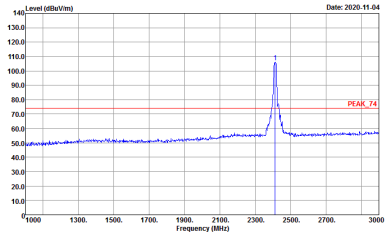
Avg.	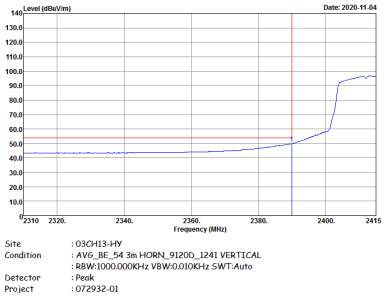	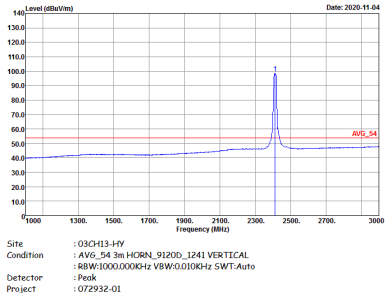

WIFI	2.4GHz 2400~2483.5MHz Band Edge @ 3m	
ANT	802.11g CH06 2437MHz - L	
2	Horizontal	Fundamental
Peak	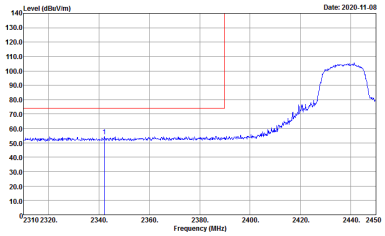	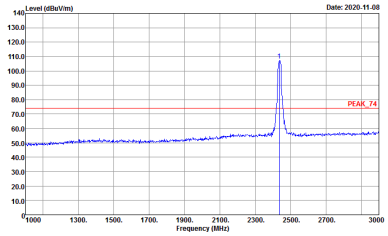
Avg.	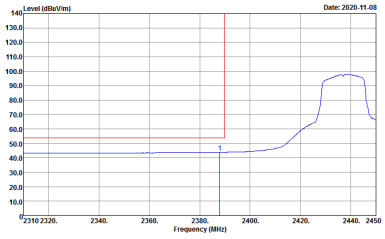	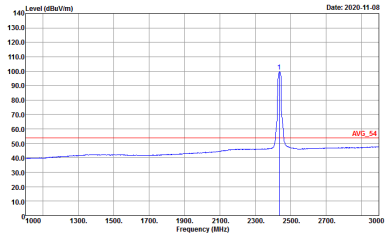

WIFI	2.4GHz 2400~2483.5MHz Band Edge @ 3m	
ANT	802.11g CH06 2437MHz - R	
2	Horizontal	Fundamental
Peak	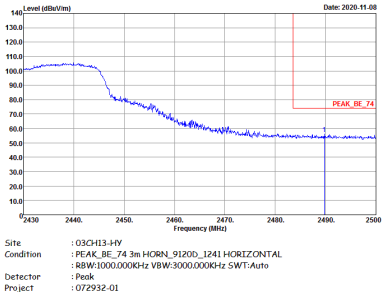	Left blank
Avg.	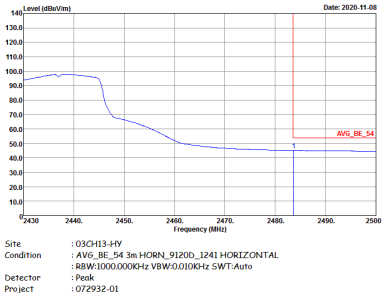	Left blank

WIFI	2.4GHz 2400~2483.5MHz Band Edge @ 3m	
ANT	802.11g CH06 2437MHz - L	
2	Vertical	Fundamental
Peak	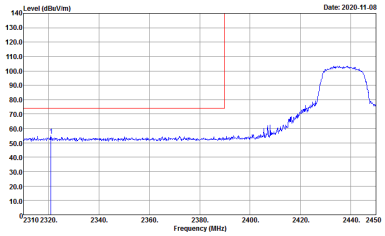	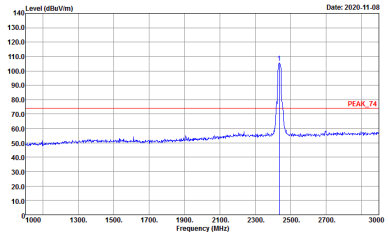
Avg.	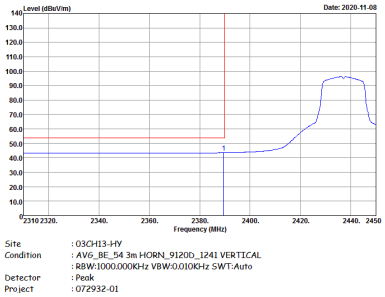	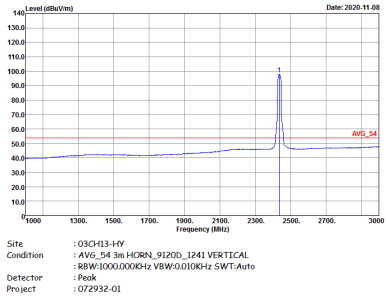

WIFI	2.4GHz 2400~2483.5MHz Band Edge @ 3m	
ANT	802.11g CH06 2437MHz - R	
2	Vertical	Fundamental
Peak	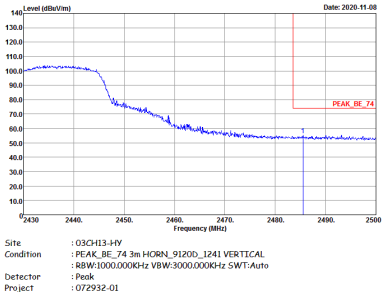	Left Blank
Avg.	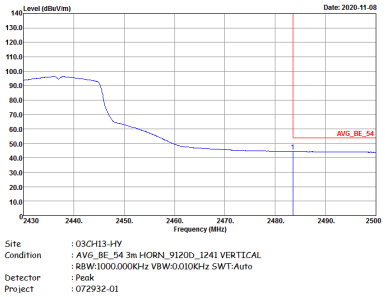	Left Blank

WIFI	2.4GHz 2400~2483.5MHz Band Edge @ 3m	
ANT	802.11g CH11 2462MHz	
2	Horizontal	Fundamental
Peak	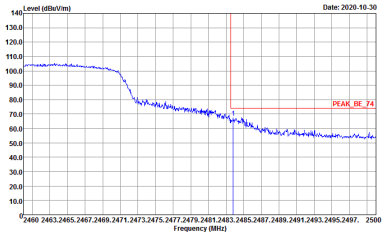	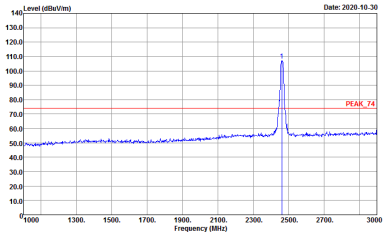
Avg.	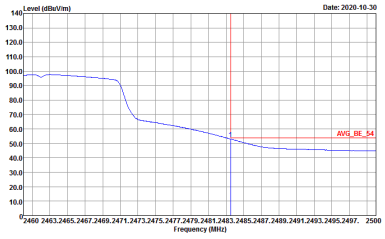	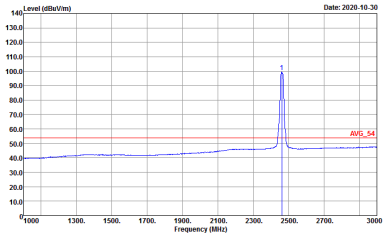

WIFI	2.4GHz 2400~2483.5MHz Band Edge @ 3m	
ANT	802.11g CH11 2462MHz	
2	Vertical	Fundamental
Peak	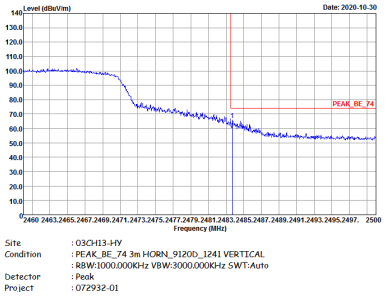	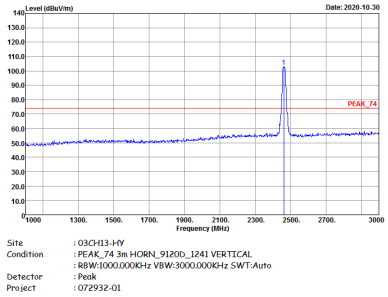
Avg.	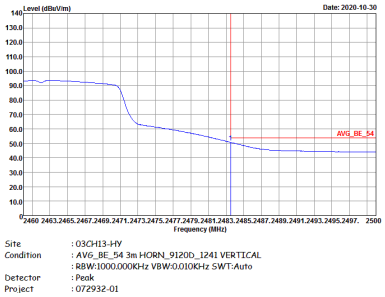	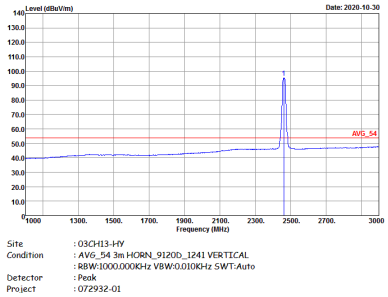

WIFI	2.4GHz 2400~2483.5MHz Band Edge @ 3m	
ANT	802.11g CH12 2467MHz	
2	Horizontal	Fundamental
Peak	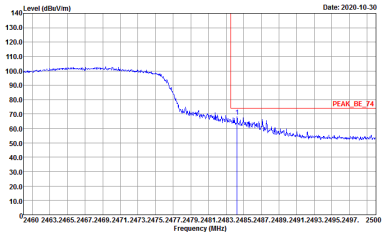 Site : 03CH13-HY Condition : PEAK_BE_74 3m HORN_9120D_1241 HORIZONTAL : RBW:1000.000KHz VBW:3000.000KHz SWT:Auto Detector : Peak Project : 072932-01	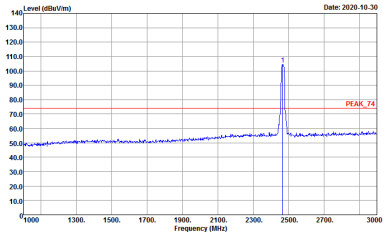 Site : 03CH13-HY Condition : PEAK_74 3m HORN_9120D_1241 HORIZONTAL : RBW:1000.000KHz VBW:3000.000KHz SWT:Auto Detector : Peak Project : 072932-01
Avg.	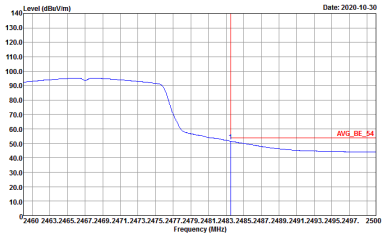 Site : 03CH13-HY Condition : AVG_BE_54 3m HORN_9120D_1241 HORIZONTAL : RBW:1000.000KHz VBW:0.010KHz SWT:Auto Detector : Peak Project : 072932-01	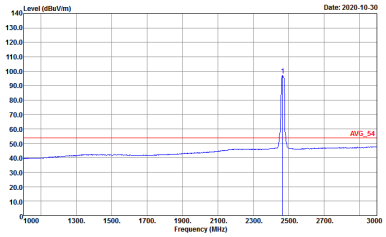 Site : 03CH13-HY Condition : AVG_54 3m HORN_9120D_1241 HORIZONTAL : RBW:1000.000KHz VBW:0.010KHz SWT:Auto Detector : Peak Project : 072932-01

WIFI	2.4GHz 2400~2483.5MHz Band Edge @ 3m	
ANT	802.11g CH12 2467MHz	
2	Vertical	Fundamental
Peak	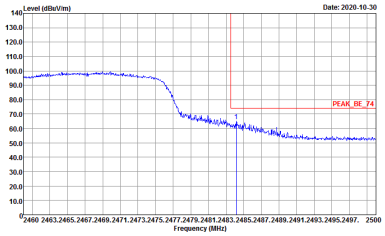 Site : 03CH13-HY Condition : PEAK_BE_74 3m HORN_9120D_1241 VERTICAL : RBW:1000.000KHz VBW:3000.000KHz SWT:Auto Detector : Peak Project : 072932-01	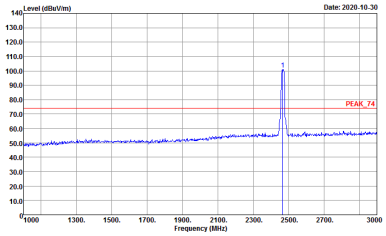 Site : 03CH13-HY Condition : PEAK_74 3m HORN_9120D_1241 VERTICAL : RBW:1000.000KHz VBW:3000.000KHz SWT:Auto Detector : Peak Project : 072932-01
Avg.	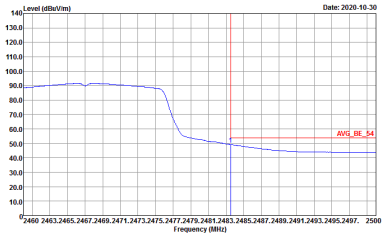 Site : 03CH13-HY Condition : AVG_BE_54 3m HORN_9120D_1241 VERTICAL : RBW:1000.000KHz VBW:0.010KHz SWT:Auto Detector : Peak Project : 072932-01	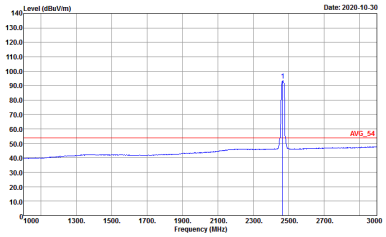 Site : 03CH13-HY Condition : AVG_54 3m HORN_9120D_1241 VERTICAL : RBW:1000.000KHz VBW:0.010KHz SWT:Auto Detector : Peak Project : 072932-01

WIFI	2.4GHz 2400~2483.5MHz Band Edge @ 3m	
ANT	802.11g CH13 2472MHz	
2	Horizontal	Fundamental
Peak	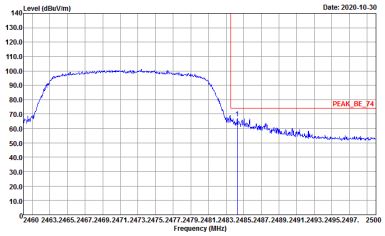 Site : 03CH13-HY Condition : PEAK_BE_74 3m HORN_9120D_1241 HORIZONTAL : RBW:1000.000KHz VBW:3000.000KHz SWT:Auto Detector : Peak Project : 072932-01	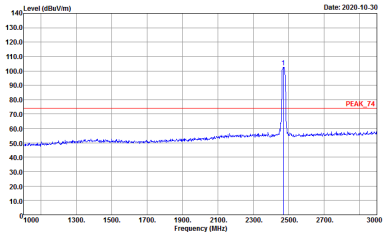 Site : 03CH13-HY Condition : PEAK_74 3m HORN_9120D_1241 HORIZONTAL : RBW:1000.000KHz VBW:3000.000KHz SWT:Auto Detector : Peak Project : 072932-01
Avg.	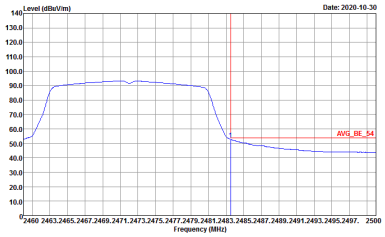 Site : 03CH13-HY Condition : AVG_BE_54 3m HORN_9120D_1241 HORIZONTAL : RBW:1000.000KHz VBW:0.010KHz SWT:Auto Detector : Peak Project : 072932-01	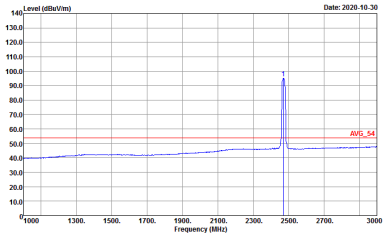 Site : 03CH13-HY Condition : AVG_54 3m HORN_9120D_1241 HORIZONTAL : RBW:1000.000KHz VBW:0.010KHz SWT:Auto Detector : Peak Project : 072932-01

WIFI	2.4GHz 2400~2483.5MHz Band Edge @ 3m	
ANT	802.11g CH13 2472MHz	
2	Vertical	Fundamental
Peak	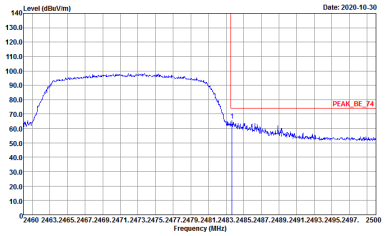 Site : 03CH13-HY Condition : PEAK_BE_74 3m HORN_9120D_1241 VERTICAL : RBW:1000.000KHz VBW:3000.000KHz SWT:Auto Detector : Peak Project : 072932-01	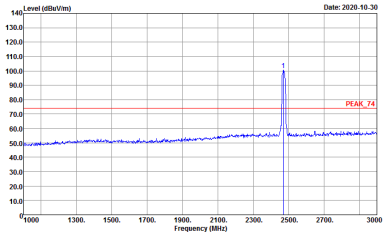 Site : 03CH13-HY Condition : PEAK_74 3m HORN_9120D_1241 VERTICAL : RBW:1000.000KHz VBW:3000.000KHz SWT:Auto Detector : Peak Project : 072932-01
Avg.	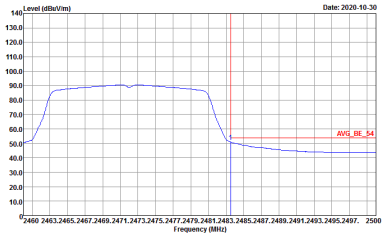 Site : 03CH13-HY Condition : AVG_BE_54 3m HORN_9120D_1241 VERTICAL : RBW:1000.000KHz VBW:0.010KHz SWT:Auto Detector : Peak Project : 072932-01	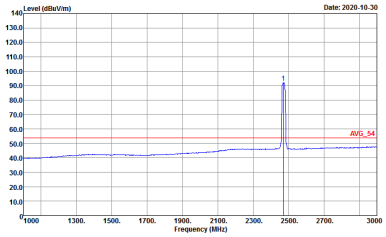 Site : 03CH13-HY Condition : AVG_54 3m HORN_9120D_1241 VERTICAL : RBW:1000.000KHz VBW:0.010KHz SWT:Auto Detector : Peak Project : 072932-01

2.4GHz 2400~2483.5MHz

WIFI 802.11n HT20 (Band Edge @ 3m)

WIFI	2.4GHz 2400~2483.5MHz Band Edge @ 3m	
ANT	802.11n HT20 CH01 2412MHz	
2	Horizontal	Fundamental
Peak	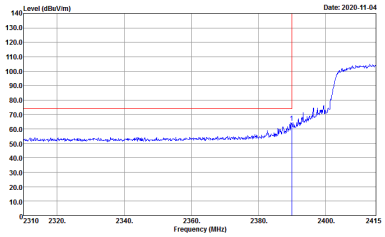 Site : 03CH13-HY Condition : PEAK_BE_74 3m HORN_9120D_1241 HORIZONTAL : RBW:1000.000KHz VBW:3000.000KHz SWT:Auto Detector : Peak Project : 072932-01	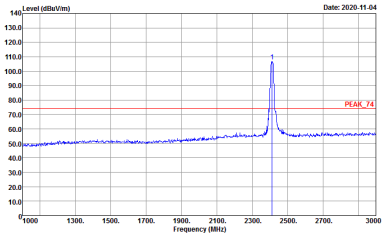 Site : 03CH13-HY Condition : PEAK_74 3m HORN_9120D_1241 HORIZONTAL : RBW:1000.000KHz VBW:3000.000KHz SWT:Auto Detector : Peak Project : 072932-01
Avg.	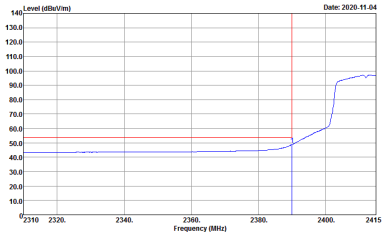 Site : 03CH13-HY Condition : AVG_BE_54 3m HORN_9120D_1241 HORIZONTAL : RBW:1000.000KHz VBW:0.010KHz SWT:Auto Detector : Peak Project : 072932-01	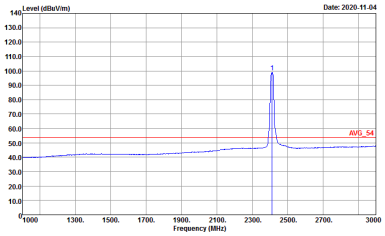 Site : 03CH13-HY Condition : AVG_54 3m HORN_9120D_1241 HORIZONTAL : RBW:1000.000KHz VBW:0.010KHz SWT:Auto Detector : Peak Project : 072932-01

WIFI	2.4GHz 2400~2483.5MHz Band Edge @ 3m	
ANT	802.11n HT20 CH01 2412MHz	
2	Vertical	Fundamental
Peak	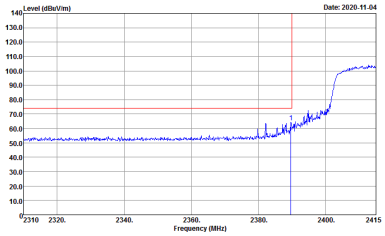 Site : 03CH13-HY Condition : PEAK_BE_74 3m HORN_9120D_1241 VERTICAL : RBW:1000.000KHz VBW:3000.000KHz SWT:Auto Detector : Peak Project : 072932-01	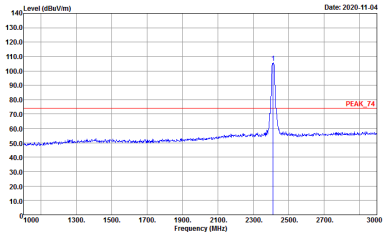 Site : 03CH13-HY Condition : PEAK_74 3m HORN_9120D_1241 VERTICAL : RBW:1000.000KHz VBW:3000.000KHz SWT:Auto Detector : Peak Project : 072932-01
Avg.	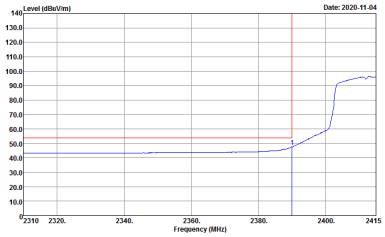 Site : 03CH13-HY Condition : AVG_BE_54 3m HORN_9120D_1241 VERTICAL : RBW:1000.000KHz VBW:0.010KHz SWT:Auto Detector : Peak Project : 072932-01	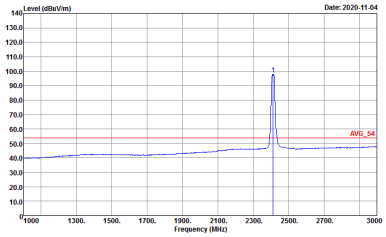 Site : 03CH13-HY Condition : AVG_54 3m HORN_9120D_1241 VERTICAL : RBW:1000.000KHz VBW:0.010KHz SWT:Auto Detector : Peak Project : 072932-01

WIFI	2.4GHz 2400~2483.5MHz Band Edge @ 3m	
ANT	802.11n HT20 CH06 2437MHz - L	
2	Horizontal	Fundamental
Peak	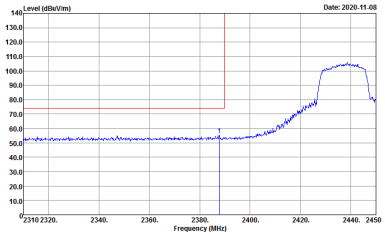	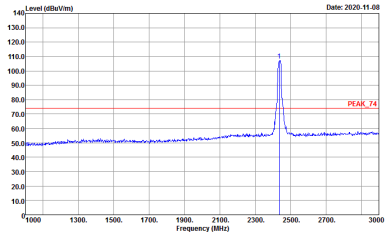
Avg.	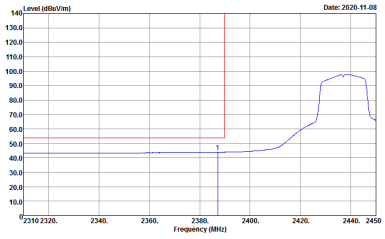	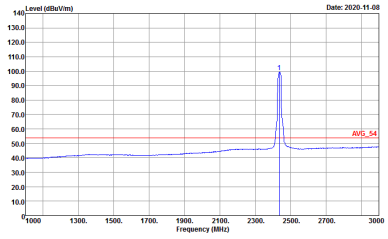

WIFI	2.4GHz 2400~2483.5MHz Band Edge @ 3m	
ANT	802.11n HT20 CH06 2437MHz - R	
2	Horizontal	Fundamental
Peak	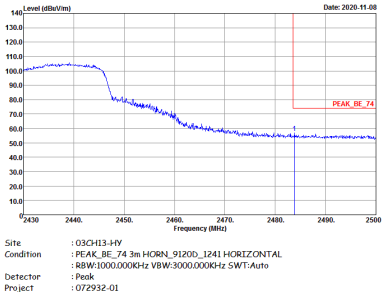	Left blank
Avg.	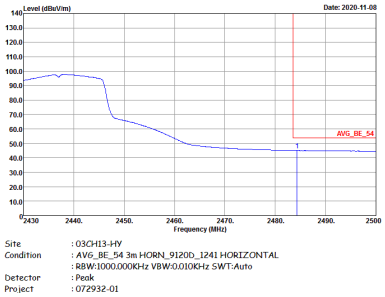	Left blank

WIFI	2.4GHz 2400~2483.5MHz Band Edge @ 3m	
ANT	802.11n HT20 CH06 2437MHz - L	
2	Vertical	Fundamental
Peak	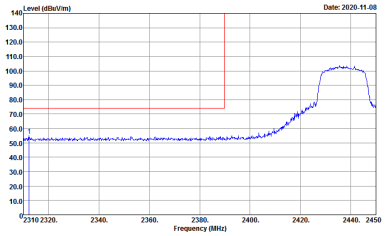	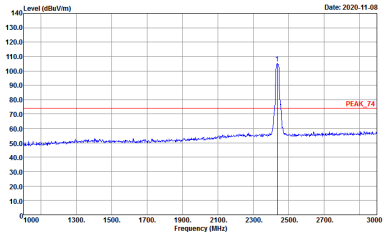
Avg.	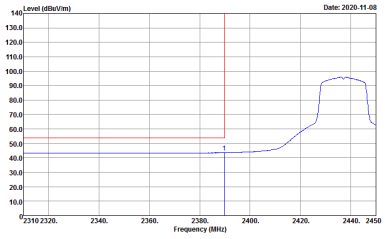	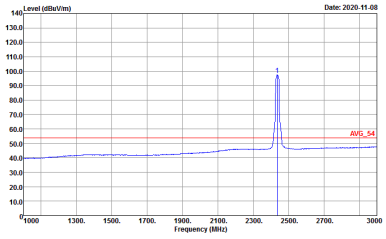

WIFI	2.4GHz 2400~2483.5MHz Band Edge @ 3m	
ANT	802.11n HT20 CH06 2437MHz - R	
2	Vertical	Fundamental
Peak	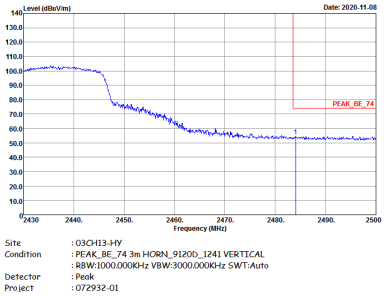	Left Blank
Avg.	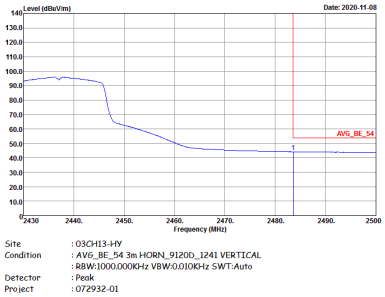	Left Blank

WIFI	2.4GHz 2400~2483.5MHz Band Edge @ 3m	
ANT	802.11n HT20 CH11 2462MHz	
2	Horizontal	Fundamental
Peak	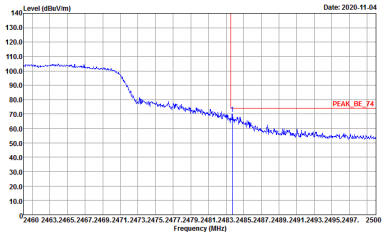	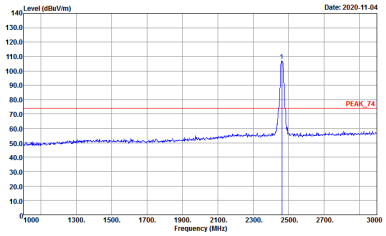
Avg.	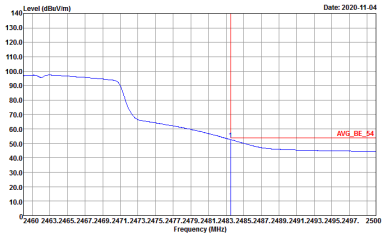	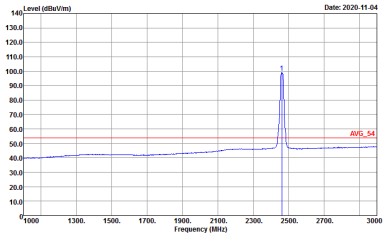

WIFI	2.4GHz 2400~2483.5MHz Fundamental @ 3m	
ANT	802.11n HT20 CH11 2462MHz	
2	Vertical	Fundamental
Peak	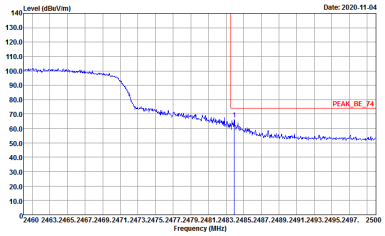	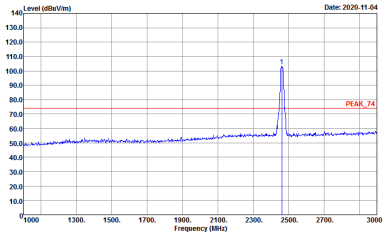
Avg.	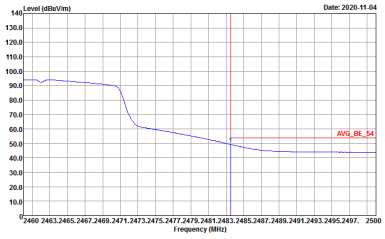	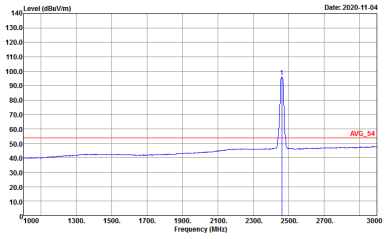

WIFI	2.4GHz 2400~2483.5MHz Band Edge @ 3m	
ANT	802.11n HT20 CH12 2467MHz	
2	Horizontal	Fundamental
Peak	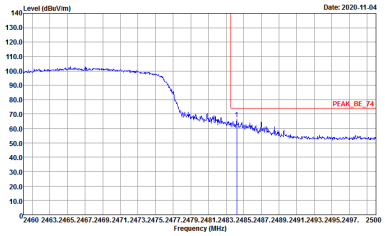 Site : 03CH13-HY Condition : PEAK_BE_74 3m HORN_9120D_1241 HORIZONTAL : RBW:1000.000KHz VBW:3000.000KHz SWT:Auto Detector : Peak Project : 072932-01	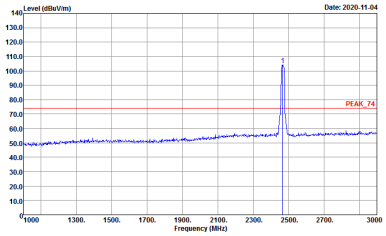 Site : 03CH13-HY Condition : PEAK_74 3m HORN_9120D_1241 HORIZONTAL : RBW:1000.000KHz VBW:3000.000KHz SWT:Auto Detector : Peak Project : 072932-01
Avg.	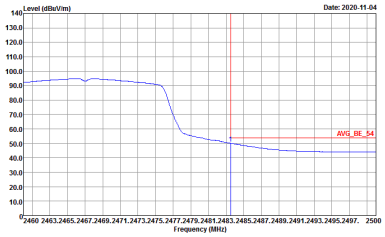 Site : 03CH13-HY Condition : AVG_BE_54 3m HORN_9120D_1241 HORIZONTAL : RBW:1000.000KHz VBW:0.010KHz SWT:Auto Detector : Peak Project : 072932-01	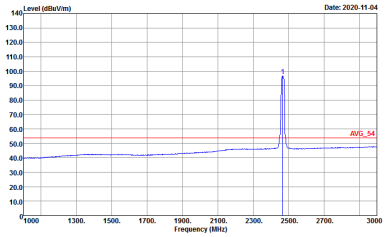 Site : 03CH13-HY Condition : AVG_54 3m HORN_9120D_1241 HORIZONTAL : RBW:1000.000KHz VBW:0.010KHz SWT:Auto Detector : Peak Project : 072932-01

WIFI	2.4GHz 2400~2483.5MHz Band Edge @ 3m	
ANT	802.11n HT20 CH12 2467MHz	
2	Vertical	Fundamental
Peak	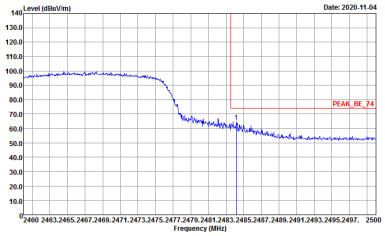 Site : 03CH13-HY Condition : PEAK_BE_74 3m HORN_9120D_1241 VERTICAL : RBW:1000.000KHz VBW:3000.000KHz SWT:Auto Detector : Peak Project : 072932-01	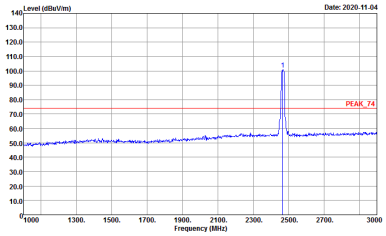 Site : 03CH13-HY Condition : PEAK_74 3m HORN_9120D_1241 VERTICAL : RBW:1000.000KHz VBW:3000.000KHz SWT:Auto Detector : Peak Project : 072932-01
Avg.	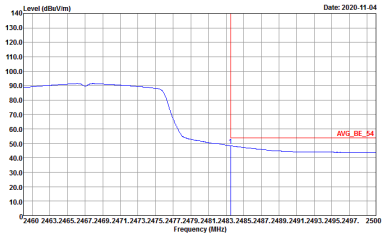 Site : 03CH13-HY Condition : AVG_BE_54 3m HORN_9120D_1241 VERTICAL : RBW:1000.000KHz VBW:0.010KHz SWT:Auto Detector : Peak Project : 072932-01	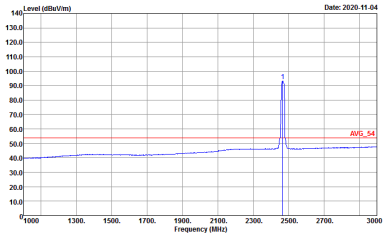 Site : 03CH13-HY Condition : AVG_54 3m HORN_9120D_1241 VERTICAL : RBW:1000.000KHz VBW:0.010KHz SWT:Auto Detector : Peak Project : 072932-01

WIFI	2.4GHz 2400~2483.5MHz Band Edge @ 3m	
ANT	802.11n HT20 CH13 2472MHz	
2	Horizontal	Fundamental
Peak	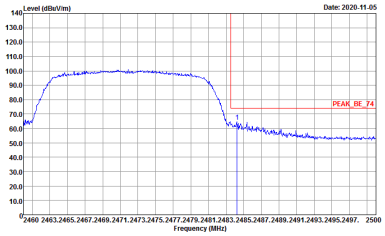 Site : 03CH13-HY Condition : PEAK_BE_74 3m HORN_9120D_1241 HORIZONTAL : RBW:1000.000KHz VBW:3000.000KHz SWT:Auto Detector : Peak Project : 072932-01	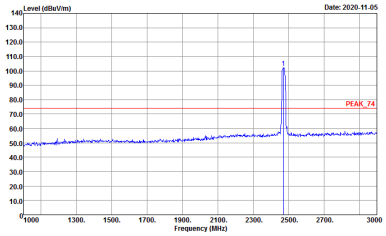 Site : 03CH13-HY Condition : PEAK_74 3m HORN_9120D_1241 HORIZONTAL : RBW:1000.000KHz VBW:3000.000KHz SWT:Auto Detector : Peak Project : 072932-01
Avg.	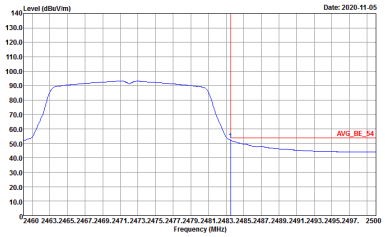 Site : 03CH13-HY Condition : AVG_BE_54 3m HORN_9120D_1241 HORIZONTAL : RBW:1000.000KHz VBW:0.010KHz SWT:Auto Detector : Peak Project : 072932-01	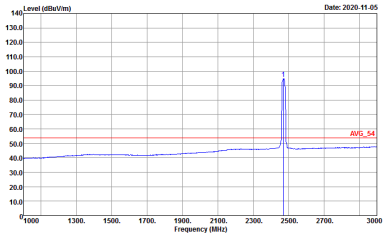 Site : 03CH13-HY Condition : AVG_54 3m HORN_9120D_1241 HORIZONTAL : RBW:1000.000KHz VBW:0.010KHz SWT:Auto Detector : Peak Project : 072932-01

WIFI	2.4GHz 2400~2483.5MHz Band Edge @ 3m	
ANT	802.11n HT20 CH13 2472MHz	
2	Vertical	Fundamental
Peak	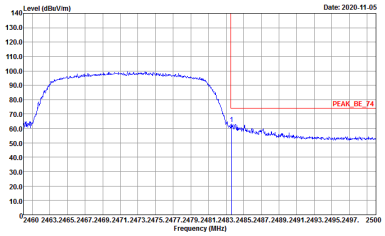 Site : 03CH13-HY Condition : PEAK_BE_74 3m HORN_9120D_1241 VERTICAL : RBW:1000.000KHz VBW:3000.000KHz SWT:Auto Detector : Peak Project : 072932-01	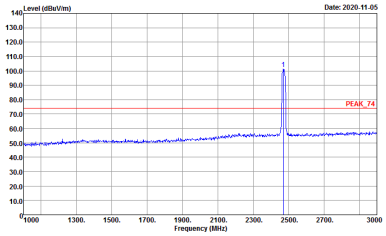 Site : 03CH13-HY Condition : PEAK_74 3m HORN_9120D_1241 VERTICAL : RBW:1000.000KHz VBW:3000.000KHz SWT:Auto Detector : Peak Project : 072932-01
Avg.	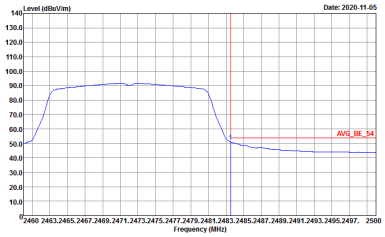 Site : 03CH13-HY Condition : AVG_BE_54 3m HORN_9120D_1241 VERTICAL : RBW:1000.000KHz VBW:0.010KHz SWT:Auto Detector : Peak Project : 072932-01	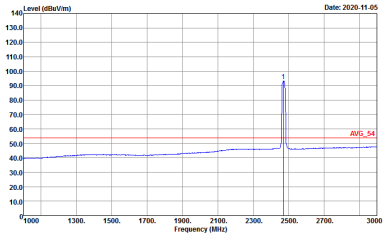 Site : 03CH13-HY Condition : AVG_54 3m HORN_9120D_1241 VERTICAL : RBW:1000.000KHz VBW:0.010KHz SWT:Auto Detector : Peak Project : 072932-01

2.4GHz 2400~2483.5MHz

WIFI 802.11b (Harmonic @ 3m)

WIFI	2.4GHz 2400~2483.5MHz Harmonic @ 3m	
ANT	802.11b CH01 2412MHz	
2	Horizontal	Vertical
Peak Avg.	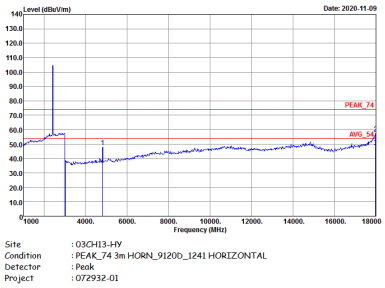	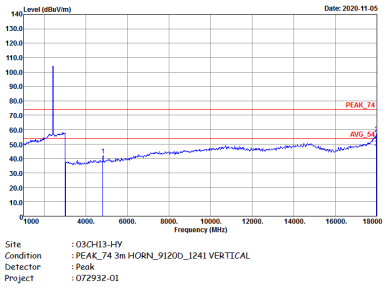

WIFI	2.4GHz 2400~2483.5MHz Harmonic @ 3m	
ANT	802.11b CH06 2437MHz	
2	Horizontal	Vertical
Peak Avg.	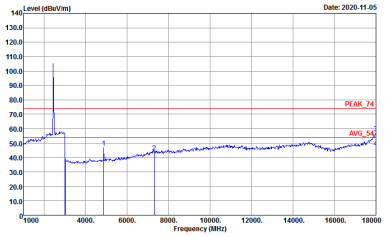	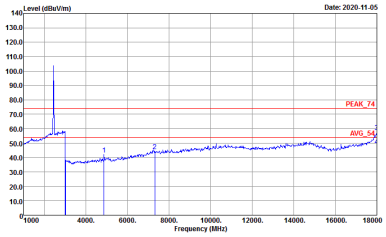

WIFI	2.4GHz 2400~2483.5MHz Harmonic @ 3m	
ANT	802.11b CH11 2462MHz	
2	Horizontal	Vertical
Peak Avg.	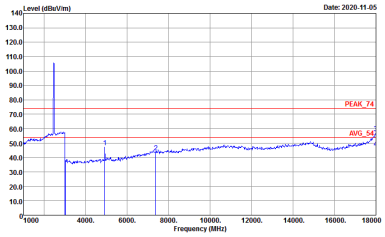	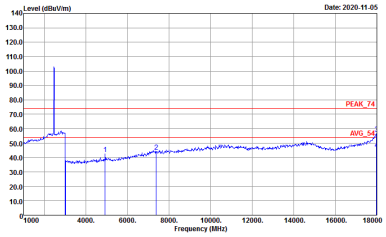

WIFI	2.4GHz 2400~2483.5MHz Harmonic @ 3m	
ANT	802.11b CH12 2467MHz	
2	Horizontal	Vertical
Peak Avg.	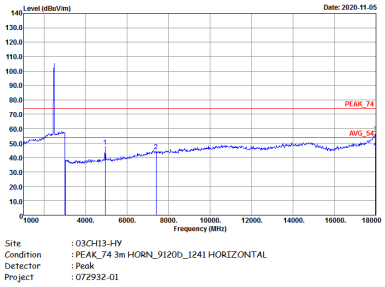 Site : 03CH13-HY Condition : PEAK_74 3m HORN_9120D_1241 HORIZONTAL Detector : Peak Project : 072932-01	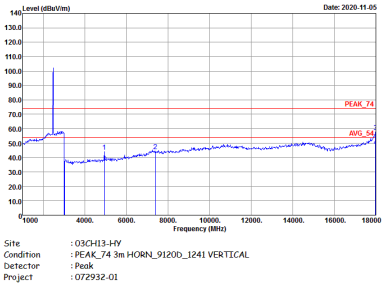 Site : 03CH13-HY Condition : PEAK_74 3m HORN_9120D_1241 VERTICAL Detector : Peak Project : 072932-01

WIFI	2.4GHz 2400~2483.5MHz Harmonic @ 3m	
ANT	802.11b CH13 2472MHz	
2	Horizontal	Vertical
Peak Avg.	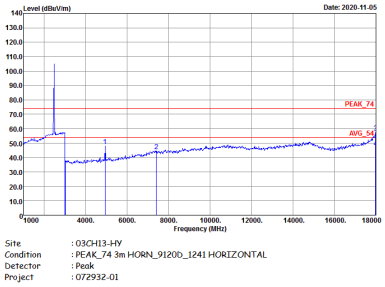	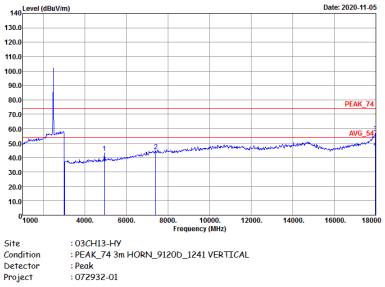

2.4GHz 2400~2483.5MHz

WIFI 802.11g (Harmonic @ 3m)

WIFI	2.4GHz 2400~2483.5MHz Harmonic @ 3m	
ANT	802.11g CH01 2412MHz	
2	Horizontal	Vertical
Peak Avg.	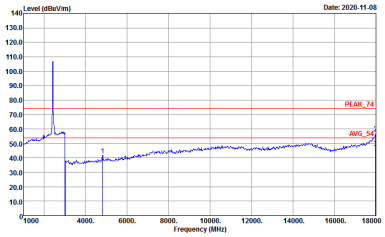 Site : 03CH13-HY Condition : PEAK_74 3m HORN_9120D_1241 HORIZONTAL : RBW:1000.000KHz VBW:3000.000KHz SWT:Auto Detector : Peak Project : 072932-01	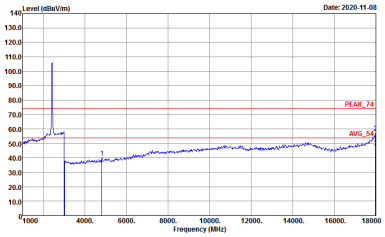 Site : 03CH13-HY Condition : PEAK_74 3m HORN_9120D_1241 VERTICAL : RBW:1000.000KHz VBW:3000.000KHz SWT:Auto Detector : Peak Project : 072932-01

WIFI	2.4GHz 2400~2483.5MHz Harmonic @ 3m	
ANT	802.11g CH06 2437MHz	
2	Horizontal	Vertical
Peak Avg.	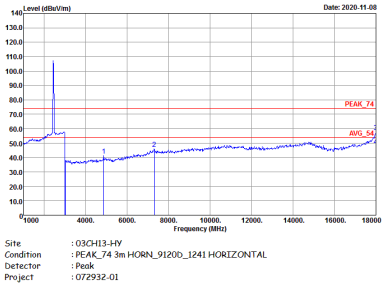	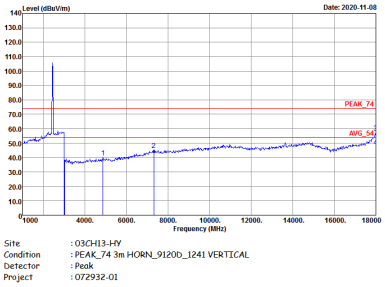

WIFI	2.4GHz 2400~2483.5MHz Harmonic @ 3m	
ANT	802.11g CH11 2462MHz	
2	Horizontal	Vertical
Peak Avg.	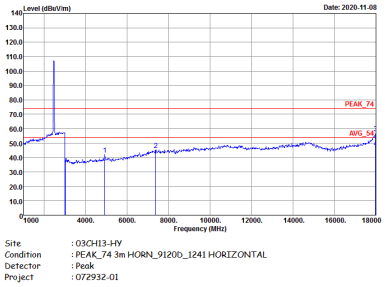	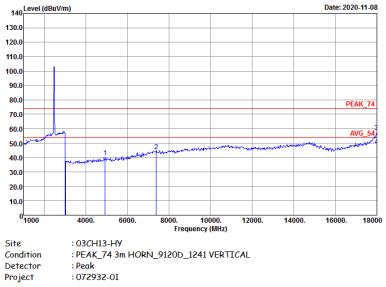

WIFI	2.4GHz 2400~2483.5MHz Harmonic @ 3m	
ANT	802.11g CH12 2467MHz	
2	Horizontal	Vertical
Peak Avg.	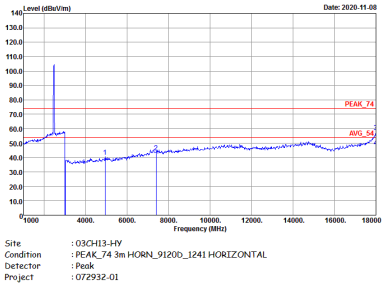 Site : 03CH13-HY Condition : PEAK_74 3m HORN_9120D_1241 HORIZONTAL Detector : Peak Project : 072932-01	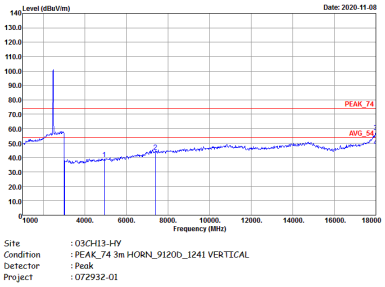 Site : 03CH13-HY Condition : PEAK_74 3m HORN_9120D_1241 VERTICAL Detector : Peak Project : 072932-01

WIFI	2.4GHz 2400~2483.5MHz Harmonic @ 3m	
ANT	802.11g CH13 2472MHz	
2	Horizontal	Vertical
Peak Avg.	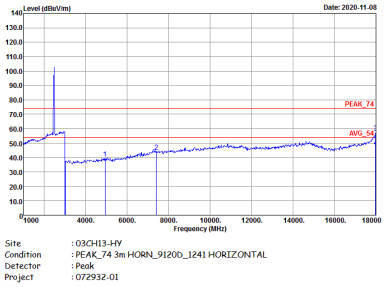	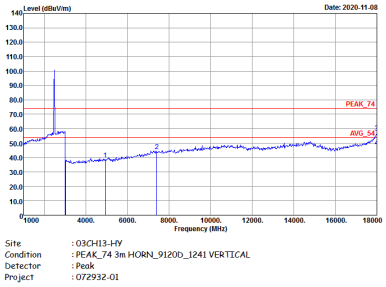

2.4GHz 2400~2483.5MHz

WIFI 802.11n HT20 (Harmonic @ 3m)

WIFI	2.4GHz 2400~2483.5MHz Harmonic @ 3m	
ANT	802.11n HT20 CH01 2412MHz	
2	Horizontal	Vertical
Peak Avg.	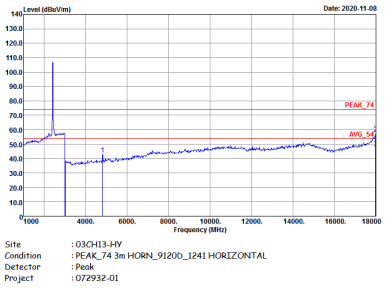	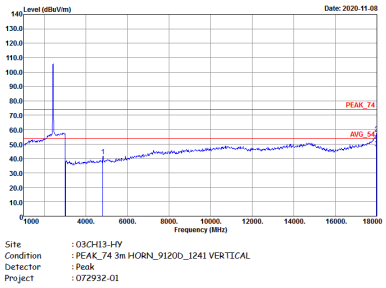

WIFI	2.4GHz 2400~2483.5MHz Harmonic @ 3m	
ANT	802.11n HT20 CH06 2437MHz	
2	Horizontal	Vertical
Peak Avg.	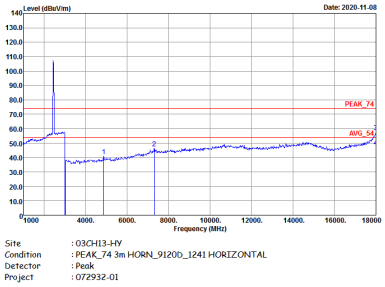	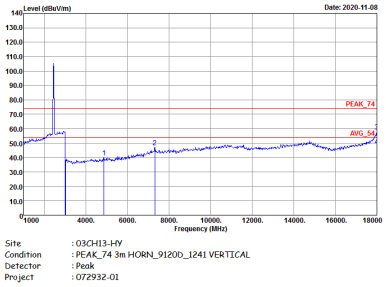

WIFI	2.4GHz 2400~2483.5MHz Harmonic @ 3m	
ANT	802.11n HT20 CH11 2462MHz	
2	Horizontal	Vertical
Peak Avg.	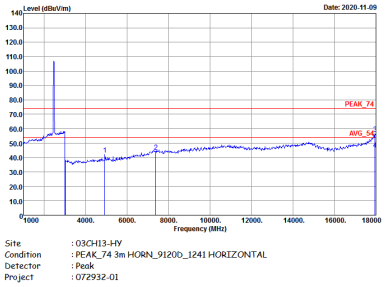	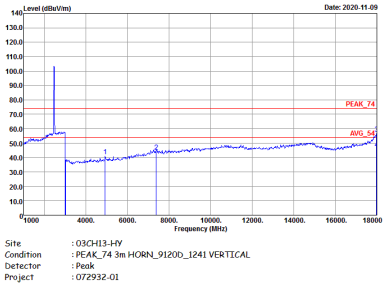

WIFI	2.4GHz 2400~2483.5MHz Harmonic @ 3m	
ANT	802.11n HT20 CH12 2462MHz	
2	Horizontal	Vertical
Peak Avg.	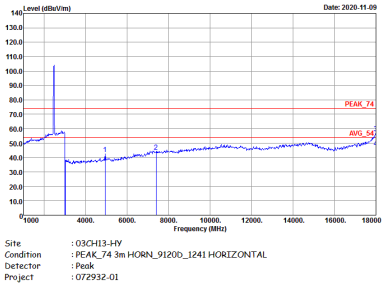	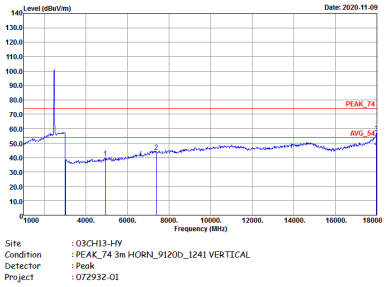

WIFI	2.4GHz 2400~2483.5MHz Harmonic @ 3m	
ANT	802.11n HT20 CH13 2472MHz	
2	Horizontal	Vertical
Peak Avg.	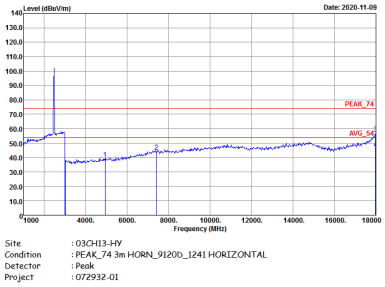	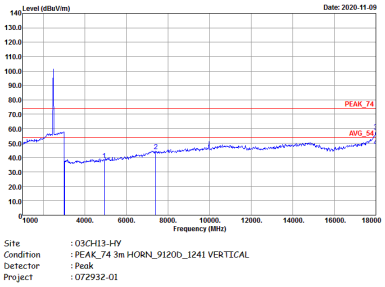

Emission above 18GHz

2.4GHz WIFI 802.11g (SHF)

WIFI	2.4GHz 2400~2483.5MHz	
ANT	802.11g SHF	
2	Horizontal	Vertical
QP / Peak	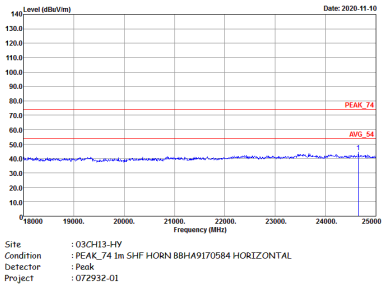	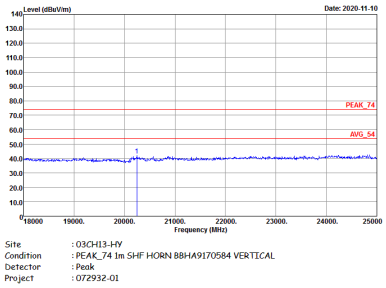

Emission below 1GHz

2.4GHz WIFI 802.11g (LF)

WIFI	2.4GHz 2400~2483.5MHz	
ANT	802.11g LF	
2	Horizontal	Vertical
QP / Peak	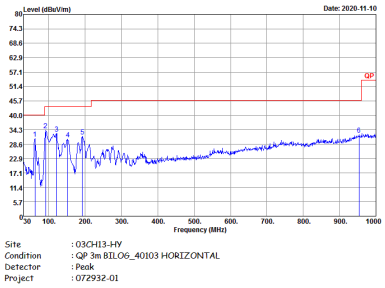	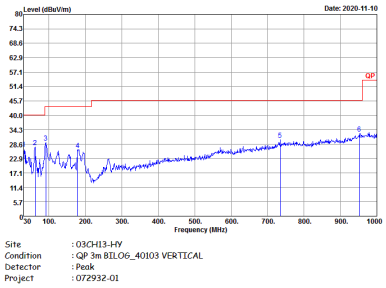

Appendix E. Duty Cycle Plots

Antenna	Band	Duty Cycle(%)	T(us)	1/T(kHz)	VBW Setting	Duty Factor(dB)
1	802.11b	100.00	-	-	10Hz	0.00
2	802.11b	100.00	-	-	10Hz	0.00
1	802.11g	100.00	-	-	10Hz	0.00
2	802.11g	100.00	-	-	10Hz	0.00
1	2.4GHz 802.11n HT20	100.00	-	-	10Hz	0.00
2	2.4GHz 802.11n HT20	100.00	-	-	10Hz	0.00

<Ant. 1>

802.11b	802.11g
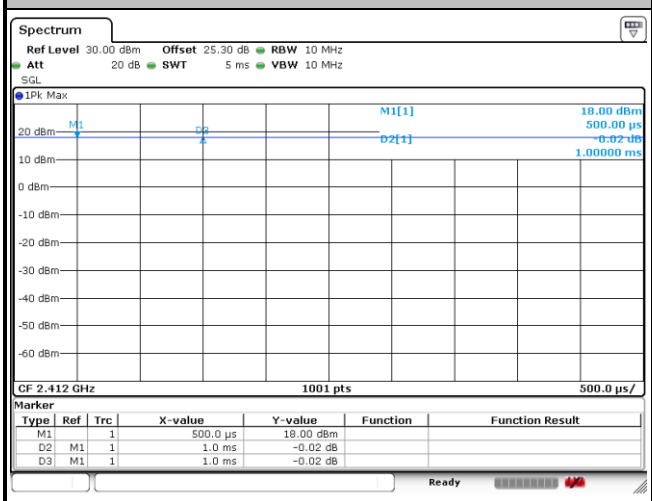	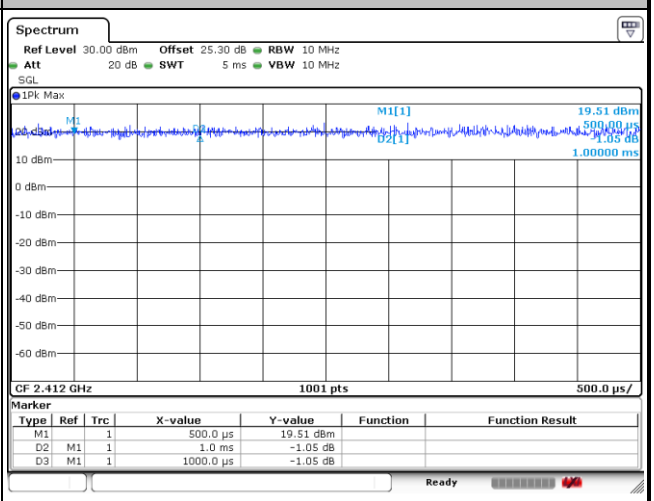

802.11n HT20	-
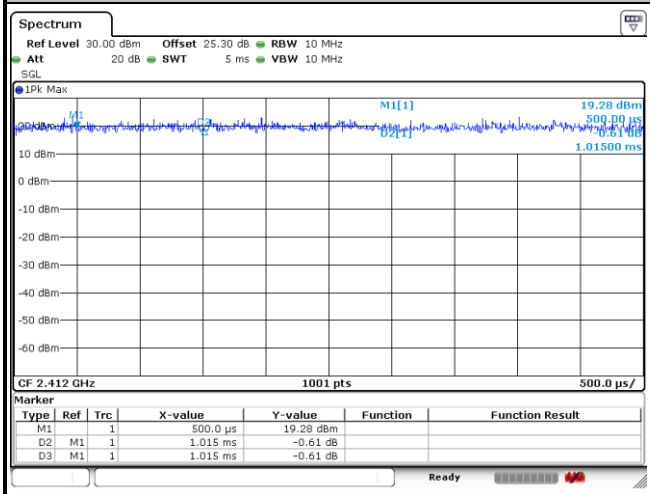	-

<Ant. 2>

802.11b	802.11g
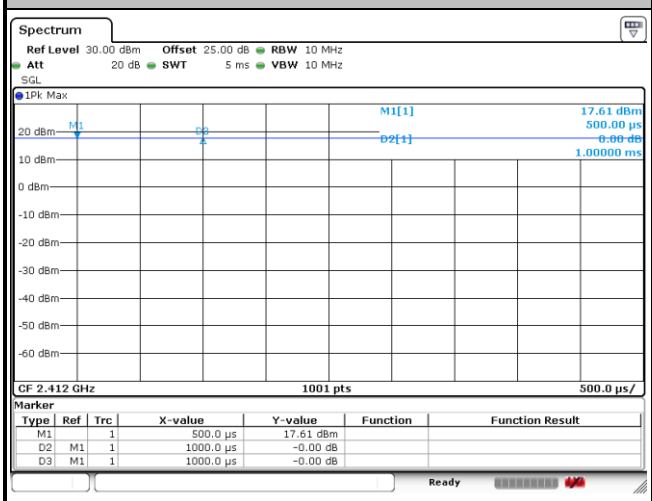	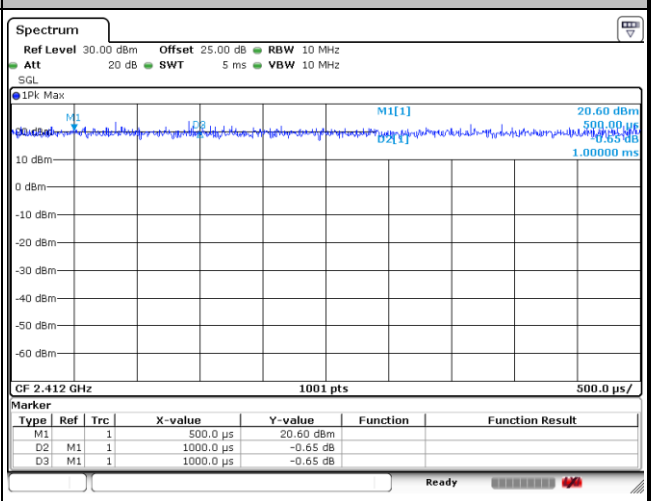

802.11n HT20	-
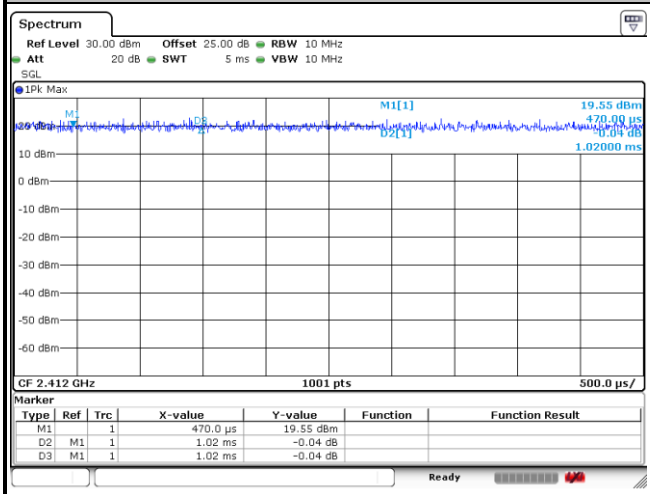	-

———THE END———