ACC-ANT-20

Outdoor Directional Wi-Fi Antenna

The Outdoor Directional Wi-Fi Antenna can improve signal strength on the GW31-E when pointed toward the correct Wi-Fi access point. For optimal performance, mount the antenna such that there's a clear line of sight toward the access point.

Tech Specs

Model Number	ACC-ANT-20	**Cable Length**	100cm / 39"
Frequency Range	2.4 - 2.5 GHz 5.15 - 5.85 GHz	**Weight**	1.4kg / 3.0lbs
Peak Gain (Per Range)	11.4 dBi 13.2 dBi	**Dimensions**	Length: 300mm / 11.8" Width: 200mm / 7.9" Height: 110mm / 4.3"
Polarization	Vertical / Horizontal	**Operating Temperature Range**	-30°C to 70°C / -22°F to 158°F
Peak Beamwidth (Per Range)	Horizontal: 68°, Vertical: 25° Horizontal: 61°, Vertical: 13°	**Mounting Options**	Wall or pole mounting Pole straps (3 - 4" diameter) and #8 wall screws with drywall anchors included
Connectors	2x N-Type male plugs	**Warranty**	10 years

Radiation Patterns

Vertical Port

Normalized Gain (dB) vs Vertical Angle (°) for 2.4GHz

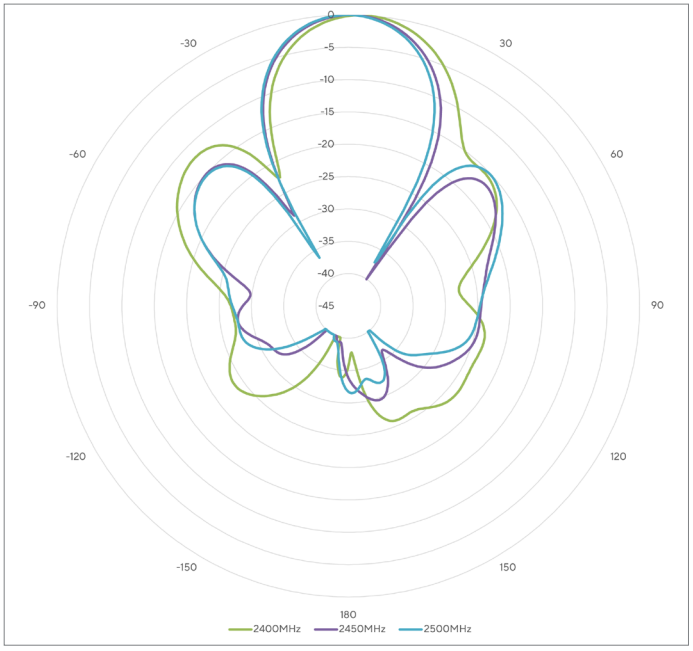

Normalized Gain (dB) vs Vertical Angle (°) for 5GHz

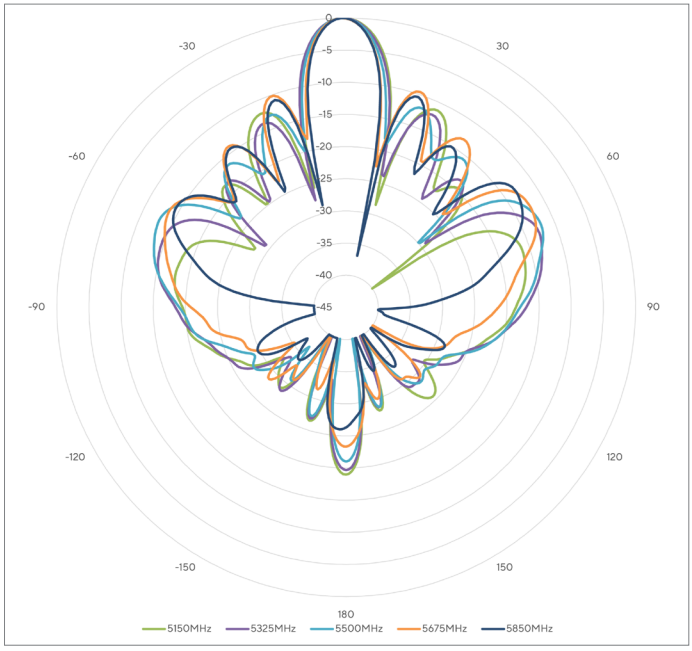

Normalized Gain (dB) vs Horizontal Angle (°) for 2.4GHz

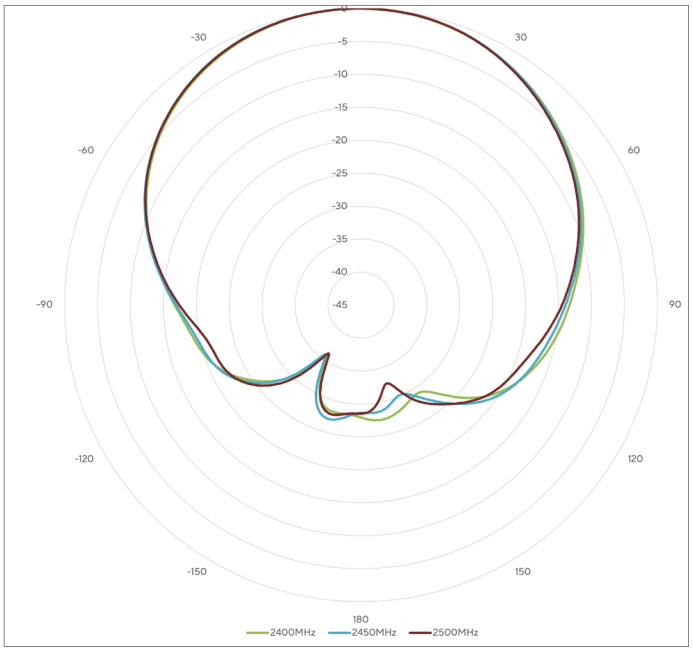

Normalized Gain (dB) vs Horizontal Angle (°) for 5GHz

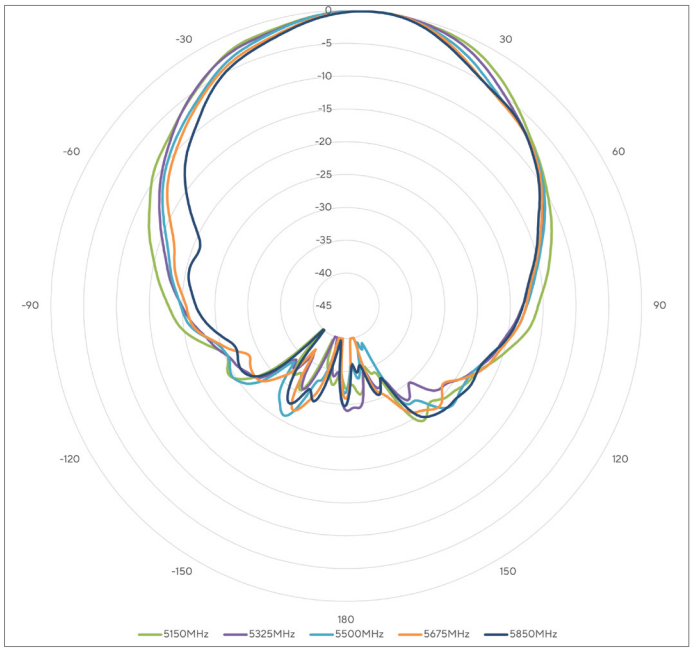

Radiation Patterns

Horizontal Port

Normalized Gain (dB) vs Horizontal Angle (°) for 2.4GHz

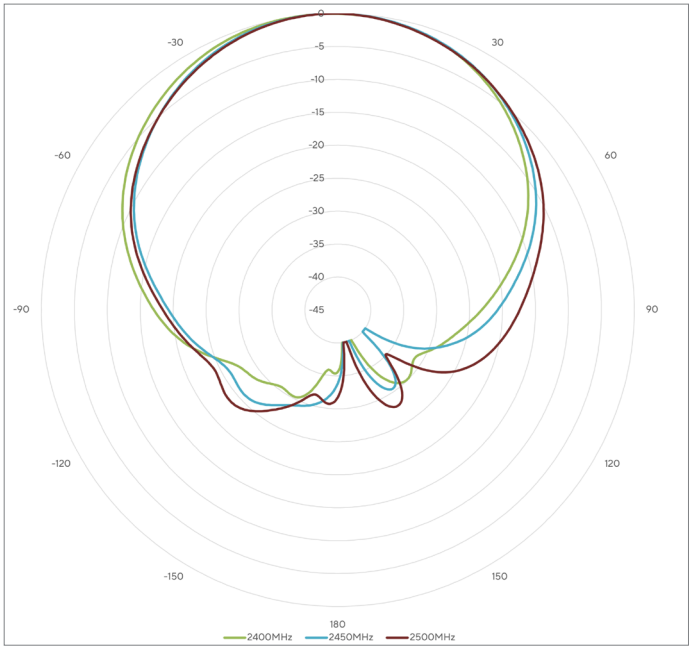

Normalized Gain (dB) vs Horizontal Angle (°) for 5GHz

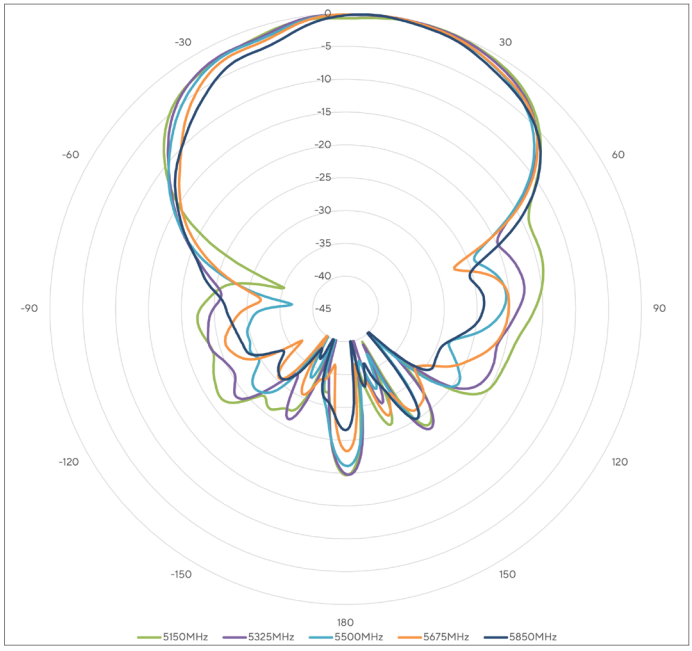

Normalized Gain (dB) vs Vertical Angle (°) for 2.4GHz

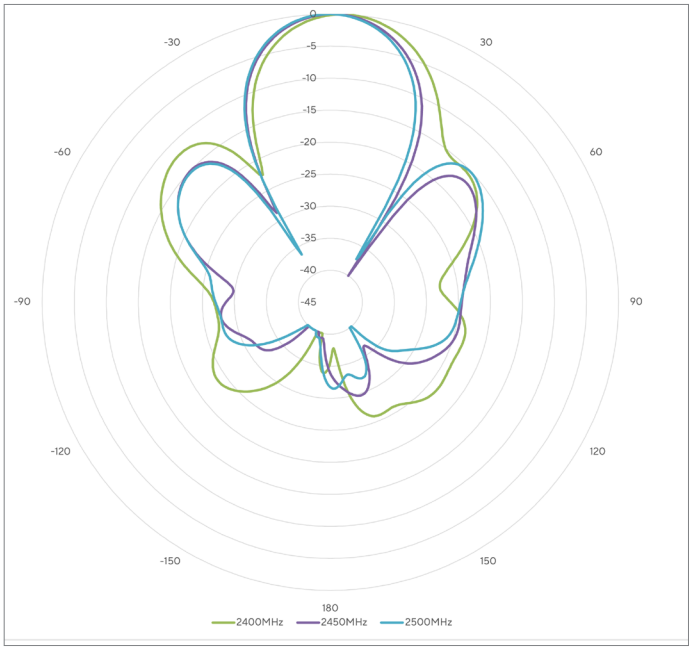
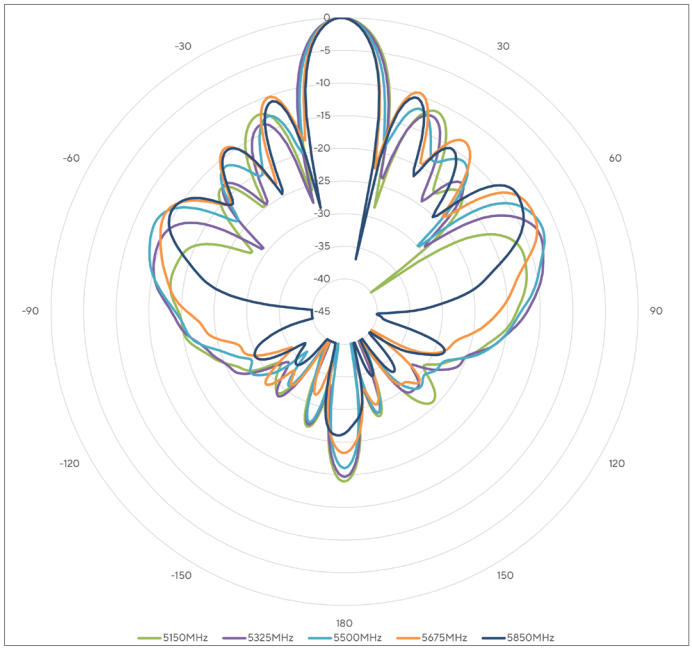
Normalized Gain (dB) vs Vertical Angle (°) for 5GHz