Copyright ©Bintronic Inc. All right reserved.

Bintronic
Smart and Comfortable

BT-073 Manual Instruction of Curtains Remote

BINTRONIC ENTERPRISE CO., LTD.
No.62,Bengong 5th Rd.,Gangshan Dist.,Kaohsiung City 820,Taiwan (R.O.C.)
E-mail:sales@bintronic.com

Official Web

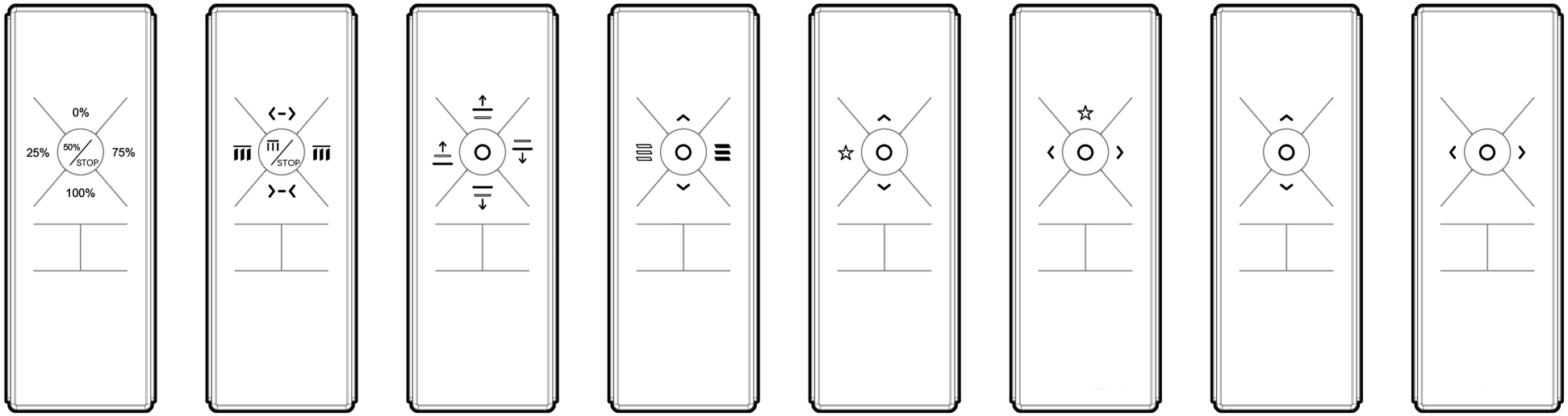

Five Level Heuight | Motorized Vertical Blinds | Motorized Cellular Shade Top Down Bottom Up Roller Blinds | Motorized Venetian Shades | Motorized Roller Blinds | Motorized Curtain Drapes- Belt Driven | Multiple Level Height Roller Blinds | Multiple Open Curtain Drapes Belt Driven

FCC Statement

Changes or modifications not expressly approved by the party responsible for compliance could void the user’ s authority to operate the equipment.

This device complies with Part 15 of the FCC Rules.
Operation is subject to the following two conditions:
(1) this device may not cause harmful interference, and
(2) this device must accept any interference received, including interference that may cause undesired operation.

Product Specificaiton

Battery：CR2450 3V(Disposable Li Battery)
Outer Dimension：L13cm W4.8cm H1.1cm
Standby Currents：<1uA
On-Off keying：OOK
Coding：Fix code coded
Transmitting Frequency：433.92MHz
Antenna Type：on board Gain=0 dbi
Weight(Including Battery)：66g

OPEN THE BATTERY CAP

⚠ Push the sliding cap

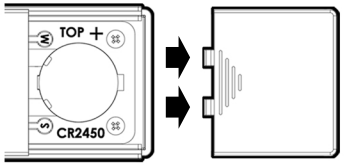

REVERT THE BATTERY CAP

❶ Insert the tabs in the slots. ❷ Insert the Battery Cap in the sliding rail. ❸ Pushing in.

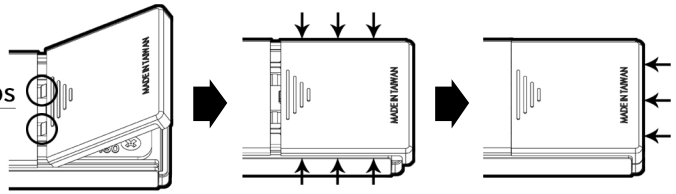

BATTERY REPLACEMENT

❶ Upward the Smooth Surface (Positive Electrode+) of Battery, make sure it was buckled by the buckling springs and inserted into the battery slot with a slope way.

❷ Complete.

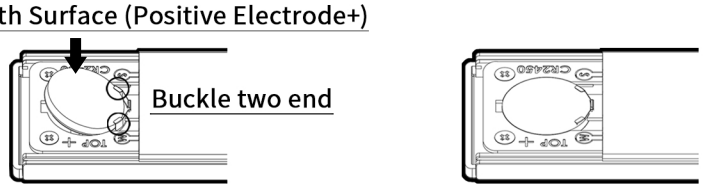

FCC Caution:

This device complies with part 15 of the FCC Rules. Operation is subject to the following two conditions: (1) This device may not cause harmful interference, and (2) this device must accept any interference received, including interference that may cause undesired operation.

Any Changes or modifications not expressly approved by the party responsible for compliance could void the user's authority to operate the equipment.

Note: This equipment has been tested and found to comply with the limits for a Class B digital device, pursuant to part 15 of the FCC Rules. These limits are designed to provide reasonable protection against harmful interference in a residential installation. This equipment generates uses and can radiate radio frequency energy and, if not installed and used in accordance with the instructions, may cause harmful interference to radio communications. However, there is no guarantee that interference will not occur in a particular installation. If this equipment does cause harmful interference to radio or television reception, which can be determined by turning the equipment off and on, the user is encouraged to try to correct the interference by one or more of the following measures:

-Reorient or relocate the receiving antenna.

-Increase the separation between the equipment and receiver.

-Connect the equipment into an outlet on a circuit different from that to which the receiver is connected.

-Consult the dealer or an experienced radio/TV technician for help.

This equipment complies with FCC radiation exposure limits set forth for an uncontrolled environment.