PULSE VOLITARI

-- USER GUIDE --

LUNAR ARTEFACTS
LONDON

CONTENTS

Introduction	03
Specifications	04
Box Contents	05
Product Features	06
Overview	07
Installation	08
Rim LED Indicator	10
Issue Solving	11
Care and Maintenance	12
Support	13

INTRODUCTION

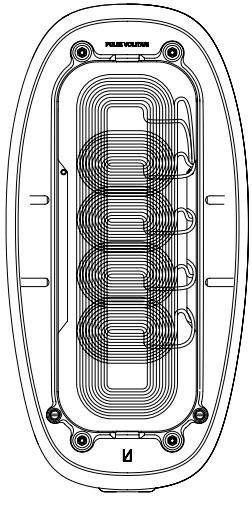

The Pulse Volitari is a wireless charging pad crafted from uncoated brass and finished with the finest French leather. The multi-device pad was inspired by a desire to create a practical piece with charming visual features, matching multiple spots in any home or office.

SPECIFICATIONS

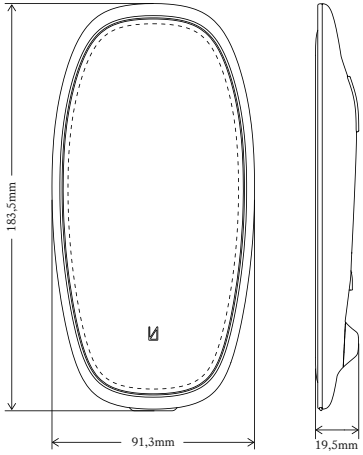

Model :	The Pulse Volitari (LAPV-C-MK1)
Description :	Wireless Charger
Materials :	Full-grain French Leather | Solid Brass or Stainless Steel
Dimensions :	183,5mm x 91,3mm x 19,5mm
Weight :	270g
Charging Port / connector type :	1 m USB-C
Compatibility :	The Pointer Instrument | Qi enabled devices iPhone | Android phone | earbuds |watches
Input :	5V/3A,9V/3A,12V/3A
Output :	5W*2,7.5W*2,10W*2
Coils :	5
Power Adapter :	Not included
Cooling :	Fan-free / Perfect heat dissipation
Case compatibility :	≤3mm

BOX CONTENTS

-1- The Pulse Volitari. -2- USB-C cable. -3- User guide booklet.

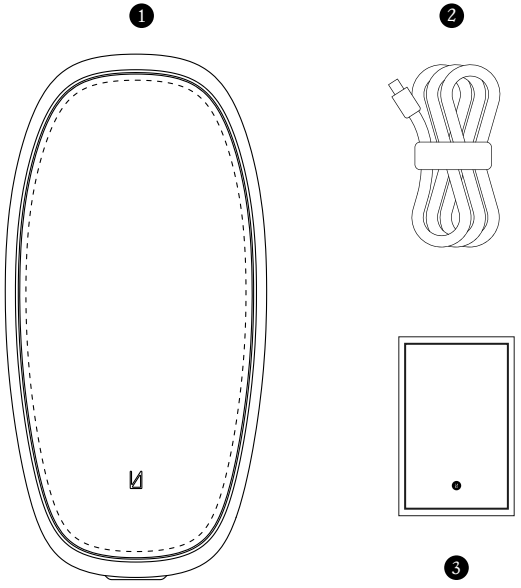

PRODUCT FEATURES

- Full-grain French leather -
Lightly treated calf leather maximises tactile comfort and ages well.

- Uncoated brass or stainless steel Base -
Polished brass and aluminium allow easy maintenance and age well.

- 5 Coil array with Fast Charging Layout (requires 20W) -
Multiple overlapping charging coils for more freedom of placement.

- Charging up to 2 devices simultaneously -
Multi-modes maximise flexibility and allow easy connection.

- Compatible with all Qi-enable devices -
Comfortable wireless charging mode compatible with Qi.

- Foreign object detection -

- Thermal protection -

- Smartphone Case-Friendly -
Hassle-free charging through cases up to 3mm.

- Designed For Life -
Carefully designed inside and out for easy repair and maintenance.

OVERVIEW

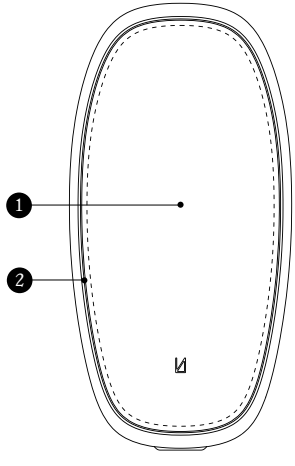

-1- Leather charging surface

-2- Rim LED indicator

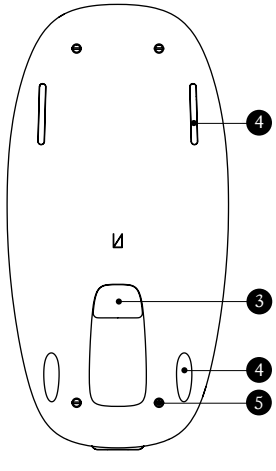

-3- USB-C socket

-4- Non-slip rubber feet

-5- Easy repair

OVERVIEW

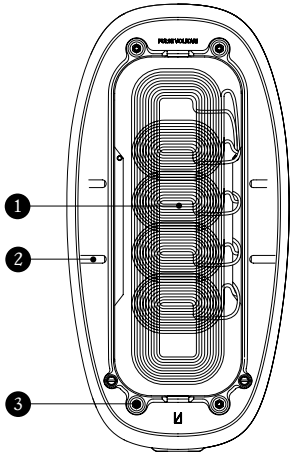

-1- 5 coil array

-2- LED charge indicator

-3- Easy repair

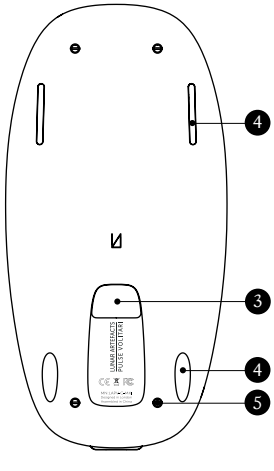

-3- USB-C socket

-4- Non-slip rubber feet

-5- Easy repair

INSTALLATION

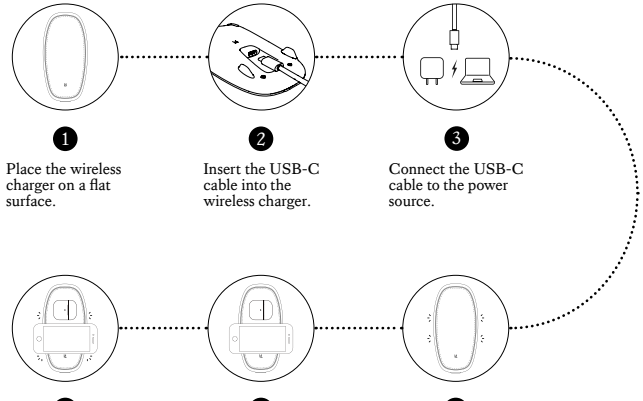

1 Place the wireless charger on a flat surface.

2 Insert the USB-C cable into the wireless charger.

3 Connect the USB-C cable to the power source.

4 The connection is successful if the charging pad is pulsing.

5 Place the device or devices on the wireless charger.

6 The device is charging if the white LED is ON.

INSTALLATION

- Correct Positions -

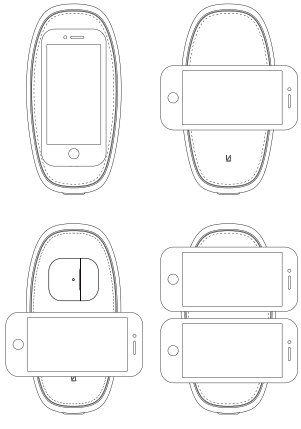

- Incorrect Positions -

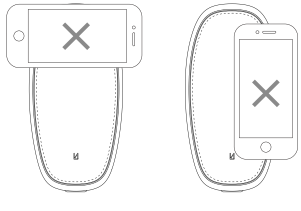

RIM LED INDICATOR

- Placing devices -

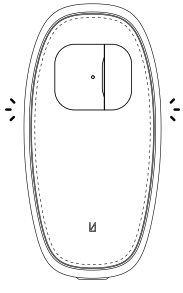

If the device is placed exclusively on one side of the wireless charger, only two LEDs will be ON.

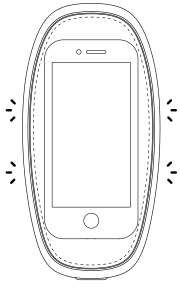

If the device is placed in the centre of the wireless charger, all four LEDs will be ON.

- Charging Indicator -

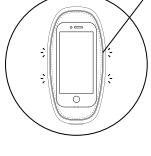

Rim indicator light:

- Fast flashes - Issue
- 2 sec pulsing light - Power ON
- ● Continuously on - Charging
- ○ Lights off - Not charging

DEVICE COMPATIBILITY

- Compatible with -



10W
Fast Wireless Charge

S20 Ultra / S20+ / S20 / S10 / S10 Plus / S10E / Galaxy S9 / S9 Plus / LG V30 / LG V30S THINQ / Google Pixel

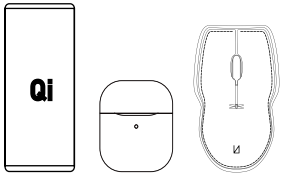



7.5W
Fast Wireless Charge

IPhone 13/ Pro /13 Pro Max / 13 Mini / 12 / Pro / 12 Pro Max / 12 mini / 11 / 11 Pro / 11 Pro Max / XS MAX / XR/ XS / X / 8 / 8 Plus

5W
Standard Wireless Charge

For all Qi-enabled devices

- Not compatible with -

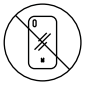

Metal cases

Credit cards

Grips and stands

Magnets

ISSUE SOLVING

If the LED indicator is blinking, there is an issue, and the device placed on the charger might be not charging.

Remove all devices from the surface of the charging pad.

Make sure there are no foreign objects on the surface of the charging pad.

If there are no foreign objects, please check if the power source is working.

Disconnect the charging pad from the power source, wait for a couple of seconds and connect the pad to the power source again.

If the issue persists, please do not attempt to repair the charging pad, simply contact Customer Support for advice.

CARE AND MAINTENANCE

HANDLE WITH CARE. Designed for indoor use on flat surfaces. Beware, the anti-friction ring is smooth and may slide off from unstable surfaces.

AVOID LIQUIDS / MOISTURE. It will affect the electronics, leather and metal shell. If a large spillage occurs, switch off the device and soak up with a towel and leave completely dry (for 24h+) before use.

AVOID HEAT. Keep under 40°C (104°F) as high temperatures will adversely affect the battery. Avoid prolonged periods in direct sunlight, as this can cause the leather to dry and crack.

WARRANTY. Every effort has been made to make the device very easy to maintain, but due to safety and legal reasons, please do not attempt a self-repair as this will void the warranty.

DO NOT THROW AWAY. This product is designed for life and should not be thrown away! Please sell, give, display or even send it back to us. We intend to re-use all returns as educational tools or art projects. This way, we can reduce as much waste as possible.

The leather top is intended to age, getting darker and smoother with use. You can clean and condition the leather with mild leather soap and conditioner. The frequency of cleaning is dependent on use and preference, but you should aim to even out stains, thus producing a pleasant tonal variation that gets better with time.

The uncoated metal shells will tarnish evenly over time, creating a unique patina. You can use metal polish (or toothpaste, preferably non-abrasive) to clean up or maintain a certain level of shine. **Note, remove the leather top first before polishing as it will stain the leather!**

Plated shells will retain their shine for a prolonged period. Please clean gently with a soft cloth and avoid scratching. **Do not use metal polish to clean plated products!**

Batteries degradation is unavoidable, however, a lifetime can be extended if the battery is not completely emptied. The battery is replaceable, but we suggest returning the product for servicing as the device disassembly will void the warranty.

SUPPORT

Please scan the QR Code above to be taken to our Help and Support:
www.lunarartefacts.com/support

Here you will find multi-language guides, FAQ and other useful information regarding the Pulse Volitari as well as the contact form to contact Customer Support.

Lunar Artefacts Ltd.
38 Spital Square, London, E1 6DY, United Kingdom
info@lunarartefacts.com www.lunarartefacts.com
©2022

FCC Caution

This device complies with part 15 of the FCC Rules. Operation is subject to the following two conditions: (1) This device may not cause harmful interference, and (2) this device must accept any interference received, including interference that may cause undesired operation.

Any Changes or modifications not expressly approved by the party responsible for compliance could void the user's authority to operate the equipment.

Note: This equipment has been tested and found to comply with the limits for a Class B digital device, pursuant to part 15 of the FCC Rules. These limits are designed to provide reasonable protection against harmful interference in a residential installation.

This equipment generates uses and can radiate radio frequency energy and, if not installed and used in accordance with the instructions, may cause harmful interference to radio communications. However, there is no guarantee that interference will not occur in a particular installation. If this equipment does cause harmful interference to radio or television reception, which can be determined by turning the equipment off and on, the user is encouraged to try to correct the interference by one or more of the following measures:

-Reorient or relocate the receiving antenna.

-Increase the separation between the equipment and receiver.

-Connect the equipment into an outlet on a circuit different from that to which the receiver is connected.

-Consult the dealer or an experienced radio/TVtechnician for help.

This equipment complies with FCC radiation exposure limits set forth for an uncontrolled environment. This equipment should be installed and operated with minimumdistance 20cm between the radiator &your body.

www.lunarartefacts.com

© MMXXII Lunar Artefacts

DEVICE COMPATIBILITY



10W
Fast Wireless Charge

S20 Ultra / S20+ / S20 / S10 / S10 Plus /
S10E / Galaxy S9 / S9 Plus /
LG V30 / LG V30S THINQ /
Google Pixel

7.5W
Fast Wireless Charge

IPhone 13/ Pro /13 Pro Max / 13 Mini /
12 / Pro / 12 Pro Max / 12 mini / 11 /
11 Pro / 11 Pro Max / XS MAX / XR/
XS / X / 8 / 8 Plus

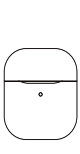

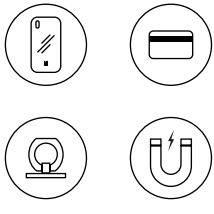

5W
Standard Wireless Charge

For all Qi-enabled devices