Appendix for 15.407

1. Duty Cycle

1.1 Test Result

Test Mode	Channel Frequency (MHz)	TX Type	ANT No.	T_on (ms)	Period (ms)	Duty Cycle (%)	Duty Cycle Correction Factor (dB)
802.11a	5745	SISO	1	1.360	1.559	87.24	0.59
	5785	SISO	1	1.358	1.557	87.22	0.59
	5825	SISO	1	1.359	1.557	87.28	0.59
802.11n(HT20)	5745	SISO	1	0.972	1.171	83.01	0.81
	5785	SISO	1	0.972	1.170	83.08	0.81
	5825	SISO	1	0.972	1.170	83.08	0.81
802.11n(HT40)	5755	SISO	1	0.632	0.831	76.05	1.19
	5795	SISO	1	0.632	0.832	75.96	1.19
802.11ac(VHT20)	5745	SISO	1	0.975	1.175	82.98	0.81
	5785	SISO	1	0.976	1.175	83.06	0.81
	5825	SISO	1	0.976	1.174	83.13	0.80
802.11ac(VHT40)	5755	SISO	1	0.469	0.659	71.17	1.48
	5795	SISO	1	0.469	0.659	71.17	1.48
802.11ac(VHT80)	5775	SISO	1	0.228	0.428	53.27	2.74

1.2 Test Graph

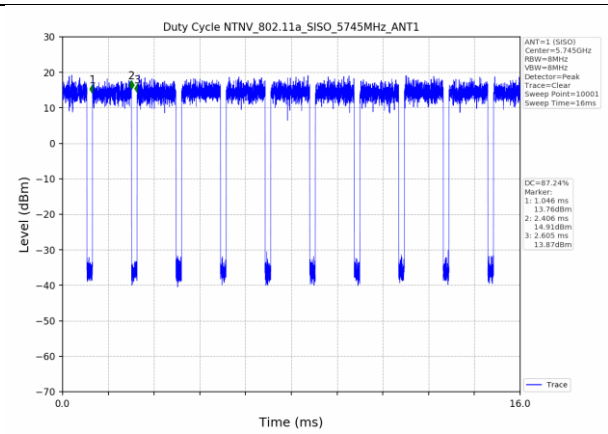

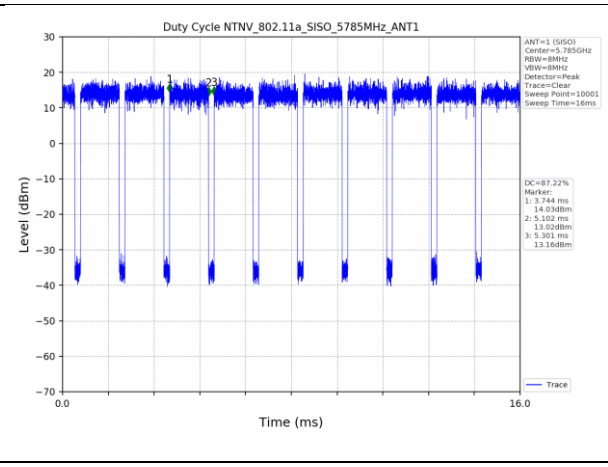
Duty Cycle NTNV_802.11a_SISO_5785MHz_ANT1
Level (dBm)
Time (ms)
0.0
16.0
ANT=1 (SISO)
Center=5.785GHz
RBW=8MHz
VBW=8MHz
Detector=Peak
Trace=Clear
Sweep Point=10001
Sweep Time=16ms
DC=87.22%
Marker:
1: 3.744 ms
14.03dBm
2: 5.102 ms
13.02dBm
3: 5.301 ms
13.16dBm
Trace

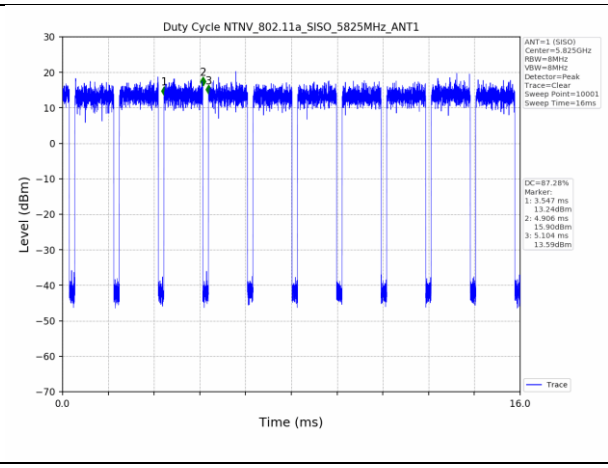
Duty Cycle NTNV_802.11a_SISO_5825MHz_ANT1
Level (dBm)
Time (ms)
0.0
16.0
ANT=1 (SISO)
Center=5.825GHz
RBW=8MHz
VBW=8MHz
Detector=Peak
Trace=Clear
Sweep Point=10001
Sweep Time=16ms
DC=87.28%
Marker:
1: 3.547 ms
13.24dBm
2: 4.906 ms
15.90dBm
3: 5.104 ms
13.59dBm
Trace

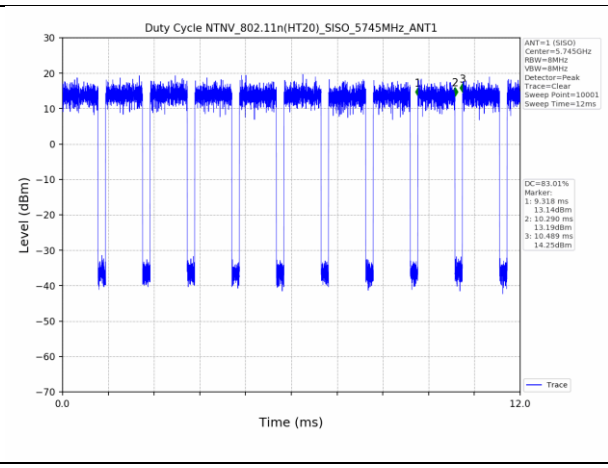
Duty Cycle NTNV_802.11n(HT20)_SISO_5745MHz_ANT1
Level (dBm)
Time (ms)
0.0
12.0
ANT=1 (SISO)
Center=5.745GHz
RBW=8MHz
VBW=8MHz
Detector=Peak
Trace=Clear
Sweep Point=10001
Sweep Time=12ms
DC=83.01%
Marker:
1: 9.318 ms
13.14dBm
2: 10.290 ms
13.19dBm
3: 10.489 ms
14.25dBm
Trace

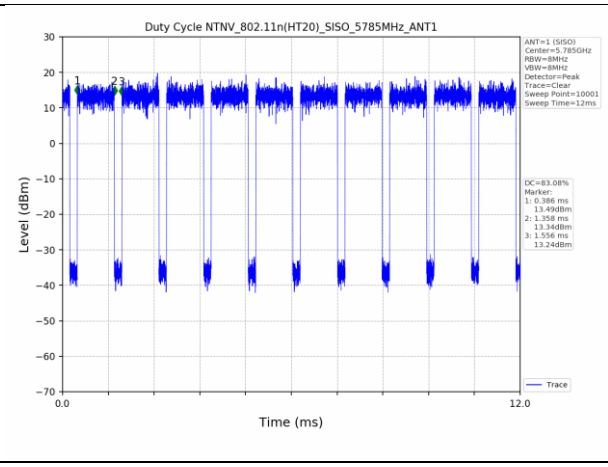
Duty Cycle NTNV_802.11n(HT20)_SISO_5785MHz_ANT1
ANT=1 (SISO)
Center=5.785GHz
RBW=8MHz
VBW=8MHz
Detector=Peak
Trace=Clear
Sweep Point=10001
Sweep Time=12ms
DC=83.08%
Marker:
1: 0.386 ms
13.49dBm
2: 1.358 ms
13.34dBm
3: 1.556 ms
13.24dBm
Trace
Level (dBm)
Time (ms)
0.0
12.0

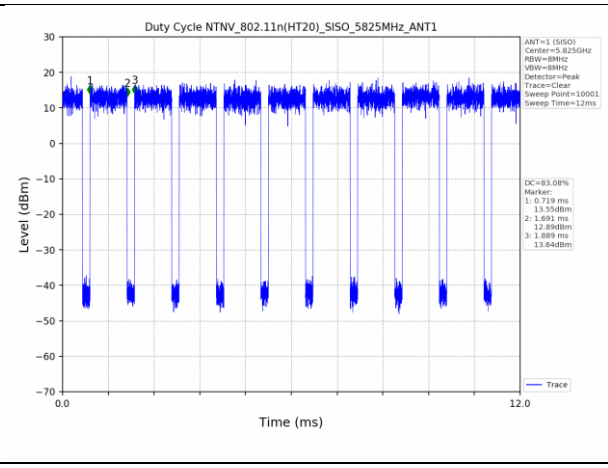
Duty Cycle NTNV_802.11n(HT20)_SISO_5825MHz_ANT1
ANT=1 (SISO)
Center=5.825GHz
RBW=8MHz
VBW=8MHz
Detector=Peak
Trace=Clear
Sweep Point=10001
Sweep Time=12ms
DC=83.08%
Marker:
1: 0.719 ms
13.55dBm
2: 1.691 ms
12.89dBm
3: 1.889 ms
13.64dBm
Trace
Level (dBm)
Time (ms)
0.0
12.0

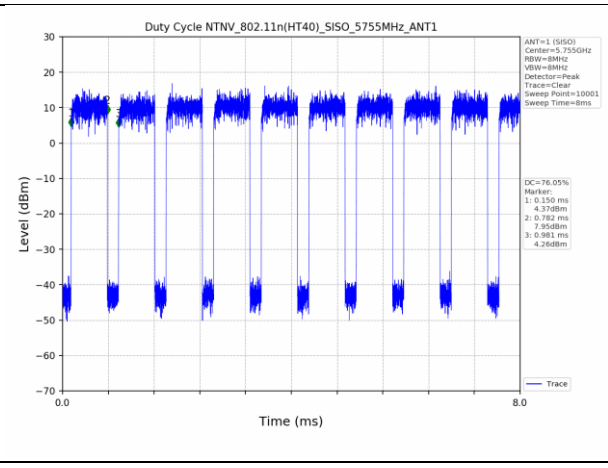
Duty Cycle NTNV_802.11n(HT40)_SISO_5755MHz_ANT1
ANT=1 (SISO)
Center=5.755GHz
RBW=8MHz
VBW=8MHz
Detector=Peak
Trace=Clear
Sweep Point=10001
Sweep Time=8ms
DC=76.05%
Marker:
1: 0.150 ms
4.37dBm
2: 0.782 ms
7.95dBm
3: 0.981 ms
4.26dBm
Trace
Level (dBm)
Time (ms)
0.0
8.0

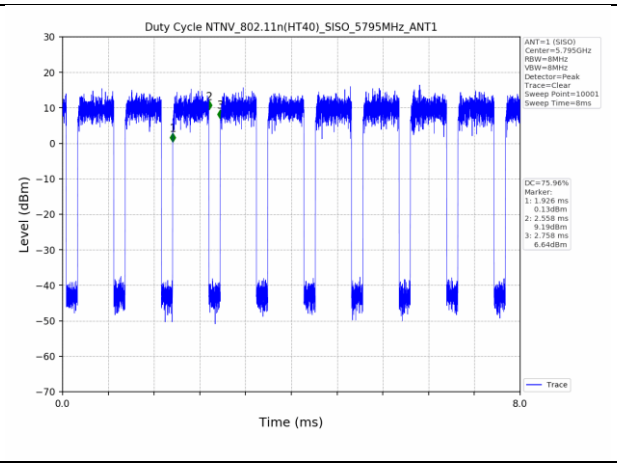
Duty Cycle NTNV_802.11n(HT40)_SISO_5795MHz_ANT1
Level (dBm)
Time (ms)
0.0
8.0
ANT=1 (SISO)
Center=5.795GHz
RBW=8MHz
VBW=8MHz
Detector=Peak
Trace=Clear
Sweep Point=10001
Sweep Time=8ms
DC=75.96%
Marker:
1: 1.926 ms
0.13dBm
2: 2.558 ms
9.19dBm
3: 2.758 ms
6.64dBm
Trace

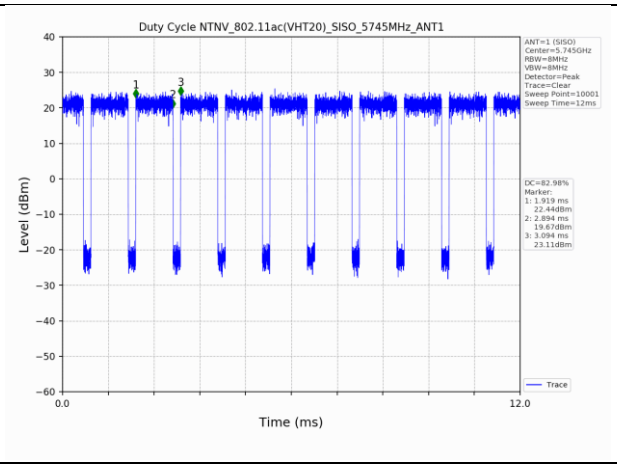
Duty Cycle NTNV_802.11ac(VHT20)_SISO_5745MHz_ANT1
Level (dBm)
Time (ms)
0.0
12.0
ANT=1 (SISO)
Center=5.745GHz
RBW=8MHz
VBW=8MHz
Detector=Peak
Trace=Clear
Sweep Point=10001
Sweep Time=12ms
DC=82.98%
Marker:
1: 1.919 ms
22.44dBm
2: 2.894 ms
19.67dBm
3: 3.094 ms
23.11dBm
Trace

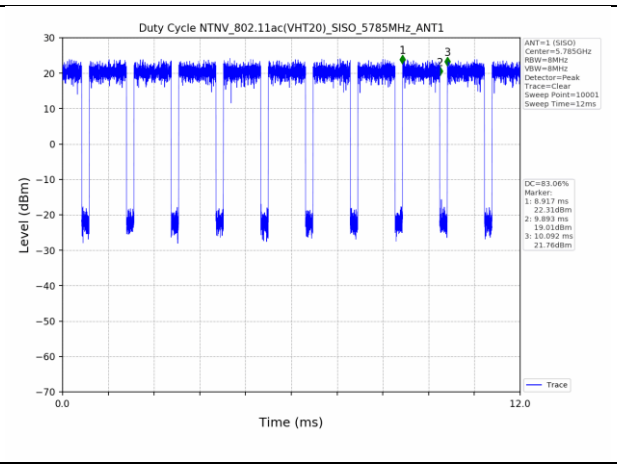
Duty Cycle NTNV_802.11ac(VHT20)_SISO_5785MHz_ANT1
Level (dBm)
Time (ms)
0.0
12.0
ANT=1 (SISO)
Center=5.785GHz
RBW=8MHz
VBW=8MHz
Detector=Peak
Trace=Clear
Sweep Point=10001
Sweep Time=12ms
DC=83.06%
Marker:
1: 8.917 ms
22.31dBm
2: 9.893 ms
19.01dBm
3: 10.092 ms
21.76dBm
Trace

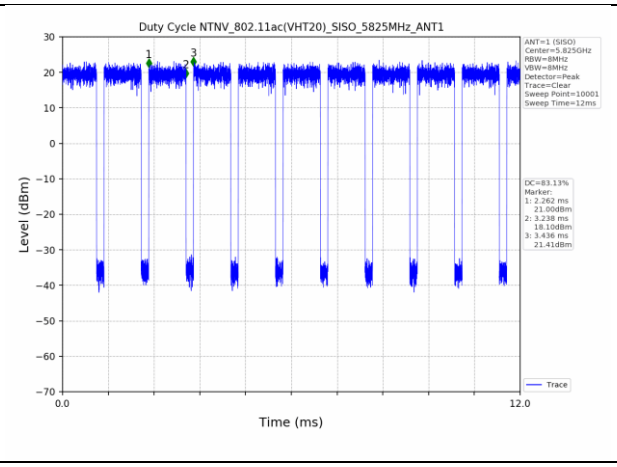
Duty Cycle NTNV_802.11ac(VHT20)_SISO_5825MHz_ANT1
ANT=1 (SISO)
Center=5.825GHz
RBW=8MHz
VBW=8MHz
Detector=Peak
Trace=Clear
Sweep Point=10001
Sweep Time=12ms
DC=83.13%
Marker:
1: 2.262 ms
21.00dBm
2: 3.238 ms
18.10dBm
3: 3.436 ms
21.41dBm
Trace
Level (dBm)
Time (ms)
0.0
12.0

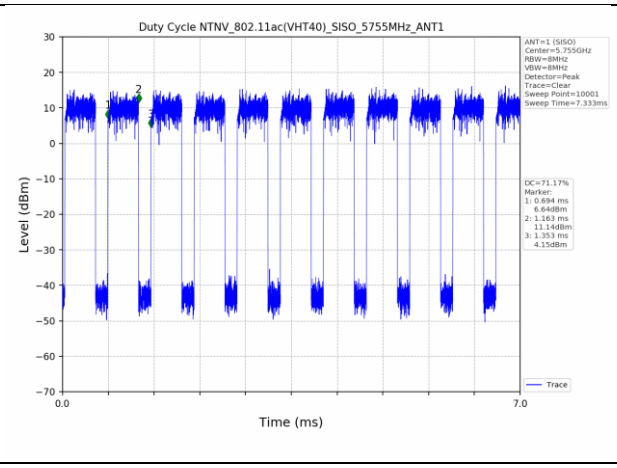
Duty Cycle NTNV_802.11ac(VHT40)_SISO_5755MHz_ANT1
ANT=1 (SISO)
Center=5.755GHz
RBW=8MHz
VBW=8MHz
Detector=Peak
Trace=Clear
Sweep Point=10001
Sweep Time=7.333ms
DC=71.17%
Marker:
1: 0.694 ms
6.64dBm
2: 1.163 ms
11.14dBm
3: 1.353 ms
4.15dBm
Trace
Level (dBm)
Time (ms)
0.0
7.0

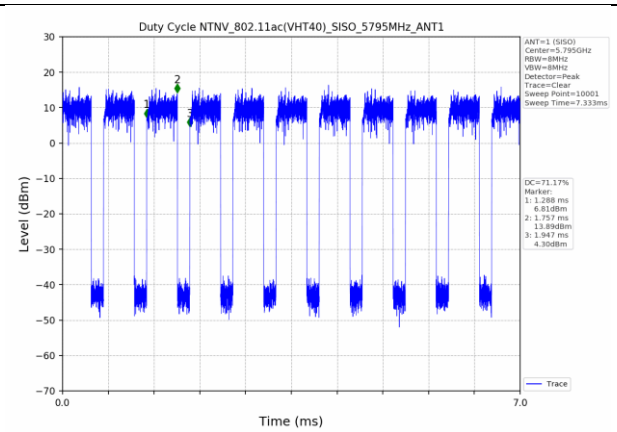
Duty Cycle NTNV_802.11ac(VHT40)_SISO_5795MHz_ANT1
ANT=1 (SISO)
Center=5.795GHz
RBW=8MHz
VBW=8MHz
Detector=Peak
Trace=Clear
Sweep Point=10001
Sweep Time=7.333ms
DC=71.17%
Marker:
1: 1.288 ms
6.81dBm
2: 1.757 ms
13.89dBm
3: 1.947 ms
4.30dBm
Trace
Level (dBm)
Time (ms)
0.0
7.0

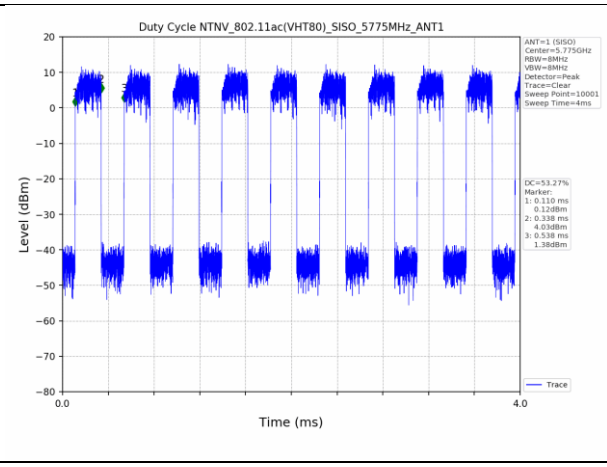
Duty Cycle NTNV_802.11ac(VHT80)_SISO_5775MHz_ANT1
Level (dBm)
Time (ms)
ANT=1 (SISO)
Center=5.775GHz
RBW=8MHz
VBW=8MHz
Detector=Peak
Trace=Clear
Sweep Point=10001
Sweep Time=4ms
DC=53.27%
Marker:
1: 0.110 ms
0.12dBm
2: 0.338 ms
4.03dBm
3: 0.538 ms
1.38dBm
Trace

2. Bandwidth

2.1 Test Result

Test Mode	Frequency (MHz)	TX Type	ANT No.	Emission Bandwidth		Verdict
				Test Result (MHz)	Limits (MHz)	
802.11a	5745	SISO	1	16.417	≥0.5	PASS
	5785	SISO	1	16.394	≥0.5	PASS
	5825	SISO	1	16.416	≥0.5	PASS
802.11n(HT20)	5745	SISO	1	17.636	≥0.5	PASS
	5785	SISO	1	17.647	≥0.5	PASS
	5825	SISO	1	17.635	≥0.5	PASS
802.11n(HT40)	5755	SISO	1	35.141	≥0.5	PASS
	5795	SISO	1	35.346	≥0.5	PASS
802.11ac(VHT20)	5745	SISO	1	17.335	≥0.5	PASS
	5785	SISO	1	17.635	≥0.5	PASS
	5825	SISO	1	17.566	≥0.5	PASS
802.11ac(VHT40)	5755	SISO	1	35.236	≥0.5	PASS
	5795	SISO	1	35.247	≥0.5	PASS
802.11ac(VHT80)	5775	SISO	1	74.020	≥0.5	PASS

Test Mode	Frequency (MHz)	TX Type	ANT No.	99% Occupied Bandwidth	
				Test Result (MHz)	
802.11a	5745	SISO	1	17.097	Only for Report Use
	5785	SISO	1	17.074	Only for Report Use
	5825	SISO	1	17.026	Only for Report Use
802.11n(HT20)	5745	SISO	1	18.047	Only for Report Use
	5785	SISO	1	18.063	Only for Report Use
	5825	SISO	1	18.012	Only for Report Use
802.11n(HT40)	5755	SISO	1	36.532	Only for Report Use
	5795	SISO	1	36.437	Only for Report Use
802.11ac(VHT20)	5745	SISO	1	24.545	Only for Report Use
	5785	SISO	1	24.399	Only for Report Use
	5825	SISO	1	25.197	Only for Report Use
802.11ac(VHT40)	5755	SISO	1	36.643	Only for Report Use
	5795	SISO	1	36.496	Only for Report Use
802.11ac(VHT80)	5775	SISO	1	74.880	Only for Report Use

2.2 Test Graph - Emission Bandwidth

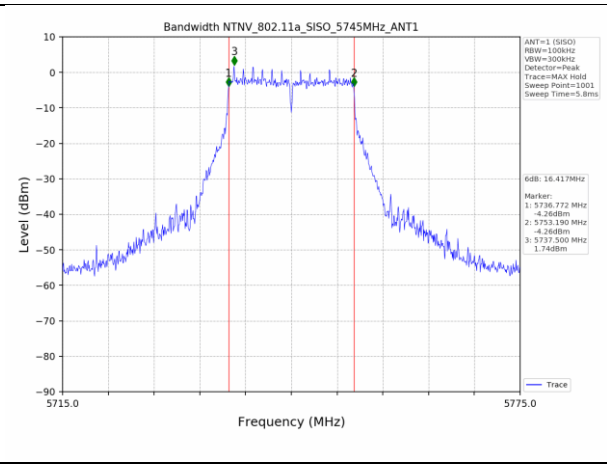

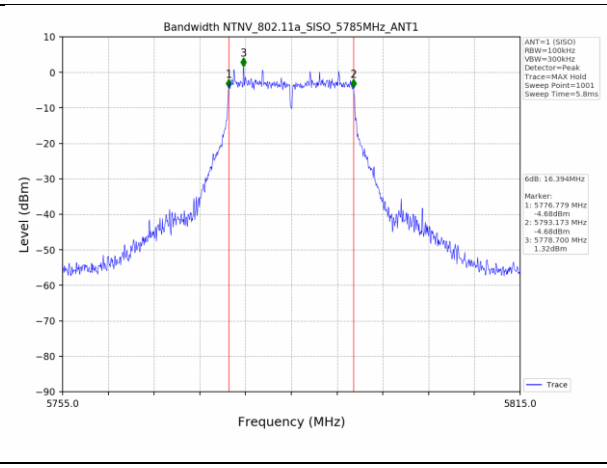

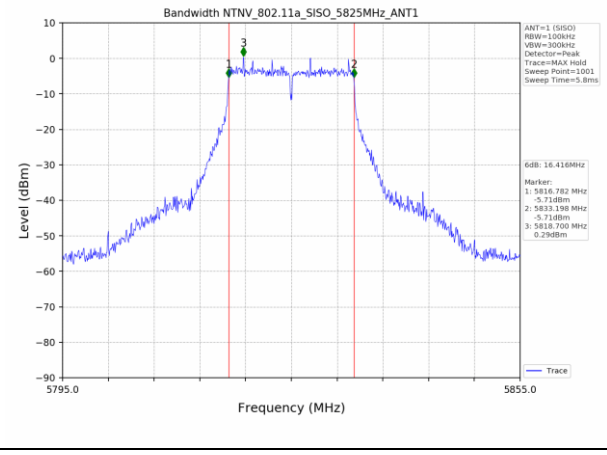

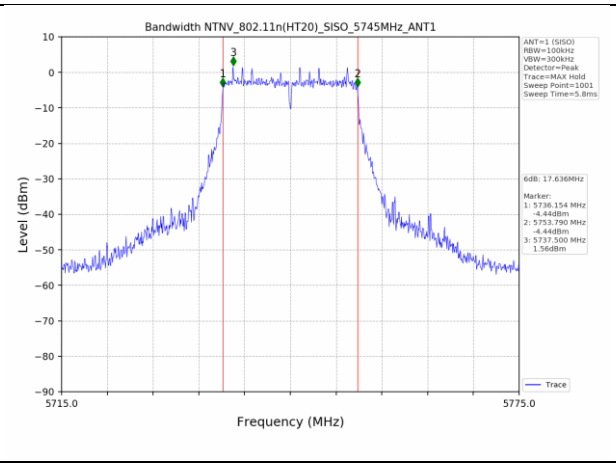
Bandwidth NTNV_802.11n(HT20)_SISO_5745MHz_ANT1
ANT=1 (SISO)
RBW=100kHz
VBW=300kHz
Detector=Peak
Trace=MAX Hold
Sweep Point=1001
Sweep Time=5.8ms
6dB: 17.636MHz
Marker:
1: 5736.154 MHz
-4.44dBm
2: 5753.790 MHz
-4.44dBm
3: 5737.500 MHz
1.56dBm
Trace
Level (dBm)
Frequency (MHz)
5715.0
5775.0

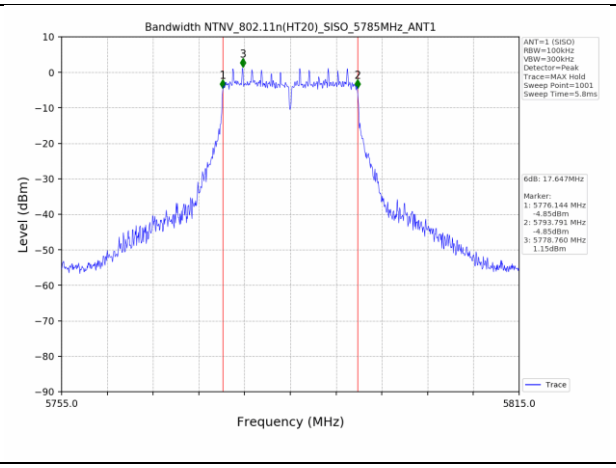
Bandwidth NTNV_802.11n(HT20)_SISO_5785MHz_ANT1
ANT=1 (SISO)
RBW=100kHz
VBW=300kHz
Detector=Peak
Trace=MAX Hold
Sweep Point=1001
Sweep Time=5.8ms
6dB: 17.647MHz
Marker:
1: 5776.144 MHz
-4.85dBm
2: 5793.791 MHz
-4.85dBm
3: 5778.760 MHz
1.15dBm
Trace
Level (dBm)
Frequency (MHz)
5755.0
5815.0

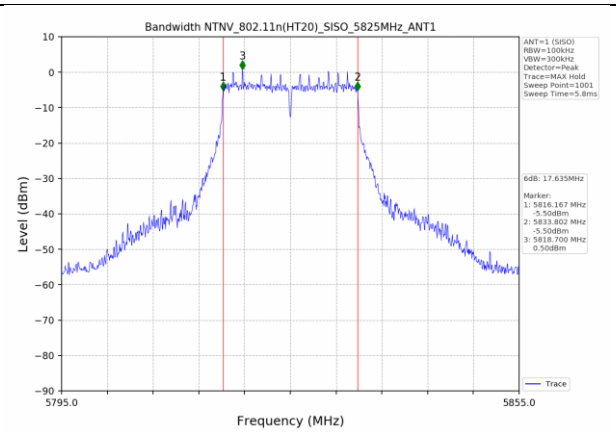
Bandwidth NTNV_802.11n(HT20)_SISO_5825MHz_ANT1
ANT=1 (SISO)
RBW=100kHz
VBW=300kHz
Detector=Peak
Trace=MAX Hold
Sweep Point=1001
Sweep Time=5.8ms
6dB: 17.635MHz
Marker:
1: 5816.167 MHz
-5.50dBm
2: 5833.802 MHz
-5.50dBm
3: 5818.700 MHz
0.50dBm
Trace
Level (dBm)
Frequency (MHz)
5795.0
5855.0

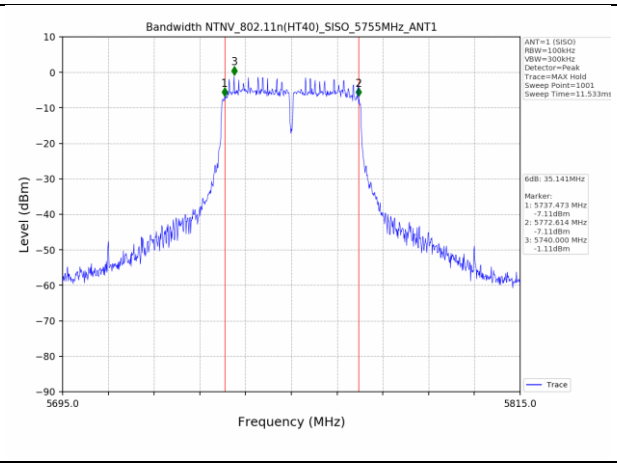
Bandwidth NTNV_802.11n(HT40)_SISO_5755MHz_ANT1
ANT=1 (SISO)
RBW=100kHz
VBW=300kHz
Detector=Peak
Trace=MAX Hold
Sweep Point=1001
Sweep Time=11.533ms
6dB: 35.141MHz
Marker:
1: 5737.473 MHz
-7.11dBm
2: 5772.614 MHz
-7.11dBm
3: 5740.000 MHz
-1.11dBm
Trace
Level (dBm)
Frequency (MHz)
5695.0
5815.0

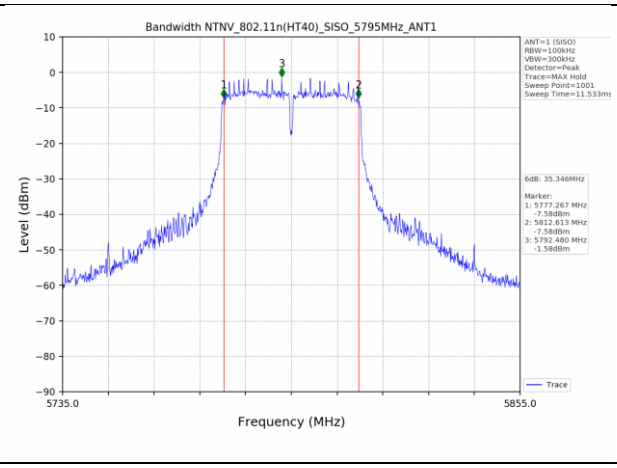
Bandwidth NTNV_802.11n(HT40)_SISO_5795MHz_ANT1
ANT=1 (SISO)
RBW=100kHz
VBW=300kHz
Detector=Peak
Trace=MAX Hold
Sweep Point=1001
Sweep Time=11.533ms
6dB: 35.346MHz
Marker:
1: 5777.267 MHz
-7.58dBm
2: 5812.613 MHz
-7.58dBm
3: 5792.480 MHz
-1.58dBm
Trace
Level (dBm)
Frequency (MHz)
5735.0
5855.0

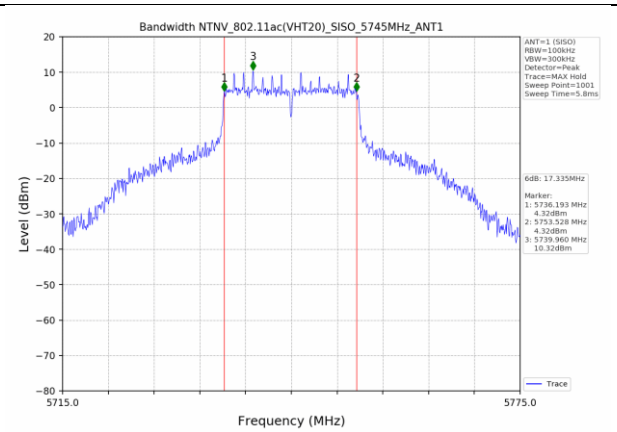
Bandwidth NTNV_802.11ac(VHT20)_SISO_5745MHz_ANT1
ANT=1 (SISO)
RBW=100kHz
VBW=300kHz
Detector=Peak
Trace=MAX Hold
Sweep Point=1001
Sweep Time=5.8ms
6dB: 17.335MHz
Marker:
1: 5736.193 MHz
4.32dBm
2: 5753.528 MHz
4.32dBm
3: 5739.960 MHz
10.32dBm
Trace
Level (dBm)
Frequency (MHz)
5715.0
5775.0

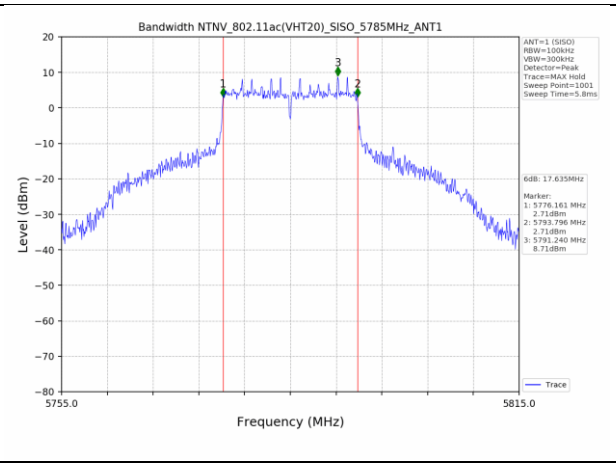
Bandwidth NTNV_802.11ac(VHT20)_SISO_5785MHz_ANT1
ANT=1 (SISO)
RBW=100kHz
VBW=300kHz
Detector=Peak
Trace=MAX Hold
Sweep Point=1001
Sweep Time=5.8ms
6dB: 17.635MHz
Marker:
1: 5776.161 MHz
2.71dBm
2: 5793.796 MHz
2.71dBm
3: 5791.240 MHz
8.71dBm
Trace
Level (dBm)
Frequency (MHz)
5755.0
5815.0

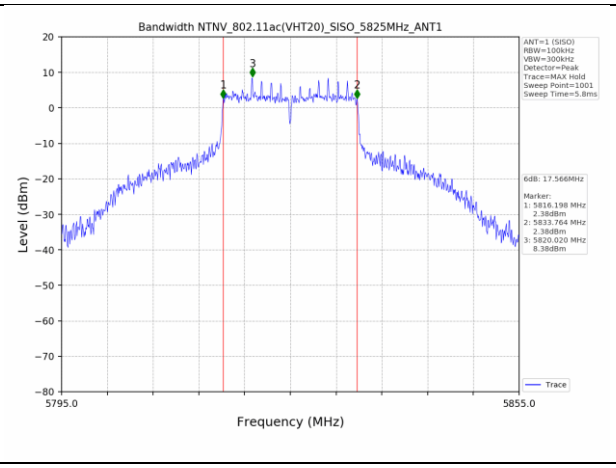
Bandwidth NTNV_802.11ac(VHT20)_SISO_5825MHz_ANT1
ANT=1 (SISO)
RBW=100kHz
VBW=300kHz
Detector=Peak
Trace=MAX Hold
Sweep Point=1001
Sweep Time=5.8ms
6dB: 17.566MHz
Marker:
1: 5816.198 MHz
2.38dBm
2: 5833.764 MHz
2.38dBm
3: 5820.020 MHz
8.38dBm
Trace
Level (dBm)
Frequency (MHz)
5795.0
5855.0

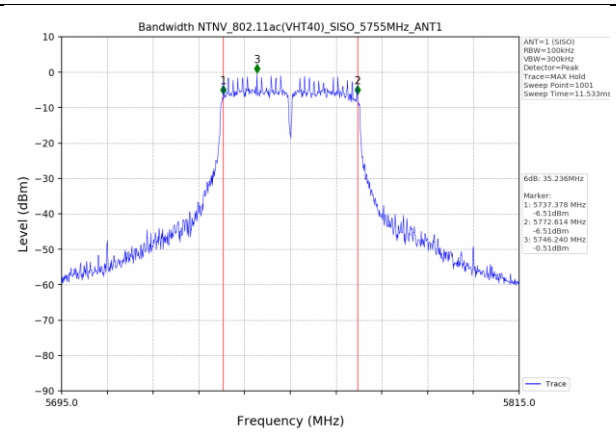
Bandwidth NTNV_802.11ac(VHT40)_SISO_5755MHz_ANT1
ANT=1 (SISO)
RBW=100kHz
VBW=300kHz
Detector=Peak
Trace=MAX Hold
Sweep Point=1001
Sweep Time=11.533ms
6dB: 35.236MHz
Marker:
1: 5737.378 MHz
-6.51dBm
2: 5772.614 MHz
-6.51dBm
3: 5746.240 MHz
-0.51dBm
Trace
Level (dBm)
Frequency (MHz)
5695.0
5815.0

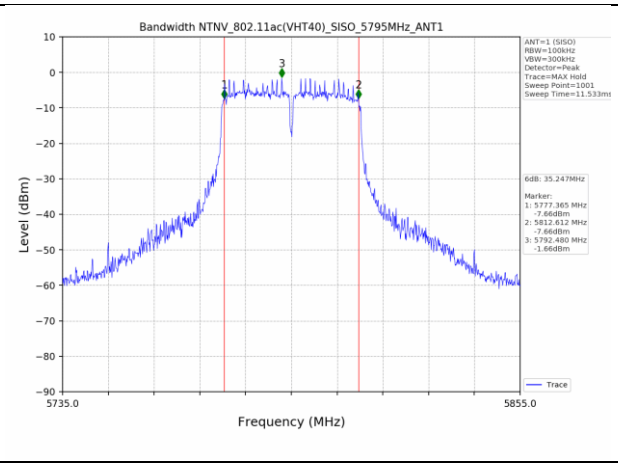
Bandwidth NTNV_802.11ac(VHT40)_SISO_5795MHz_ANT1
ANT=1 (SISO)
RBW=100kHz
VBW=300kHz
Detector=Peak
Trace=MAX Hold
Sweep Point=1001
Sweep Time=11.533ms
6dB: 35.247MHz
Marker:
1: 5777.365 MHz
-7.66dBm
2: 5812.612 MHz
-7.66dBm
3: 5792.480 MHz
-1.66dBm
Trace
Level (dBm)
Frequency (MHz)
5735.0
5855.0

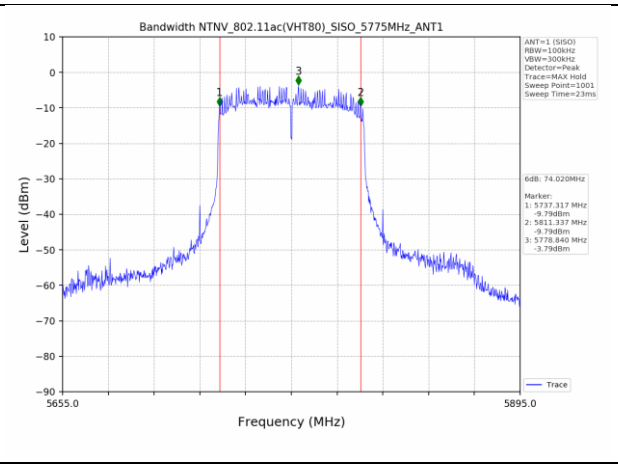
Bandwidth NTNV_802.11ac(VHT80)_SISO_5775MHz_ANT1
ANT=1 (SISO)
RBW=100kHz
VBW=300kHz
Detector=Peak
Trace=MAX Hold
Sweep Point=1001
Sweep Time=23ms
6dB: 74.020MHz
Marker:
1: 5737.317 MHz
-9.79dBm
2: 5811.337 MHz
-9.79dBm
3: 5778.840 MHz
-3.79dBm
Trace
Level (dBm)
Frequency (MHz)
5655.0
5895.0

2.3 Test Graph - 99% Occupied Bandwidth

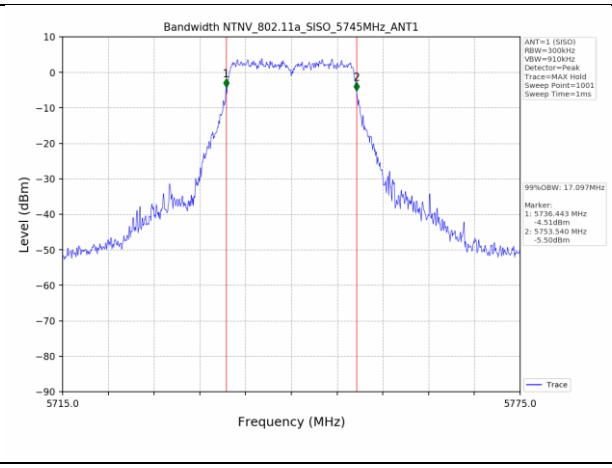

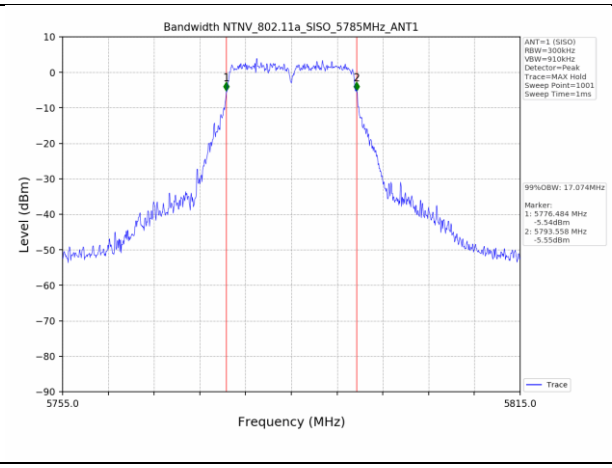

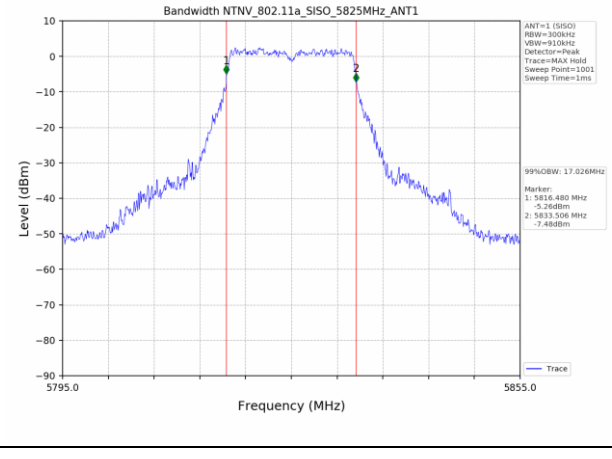

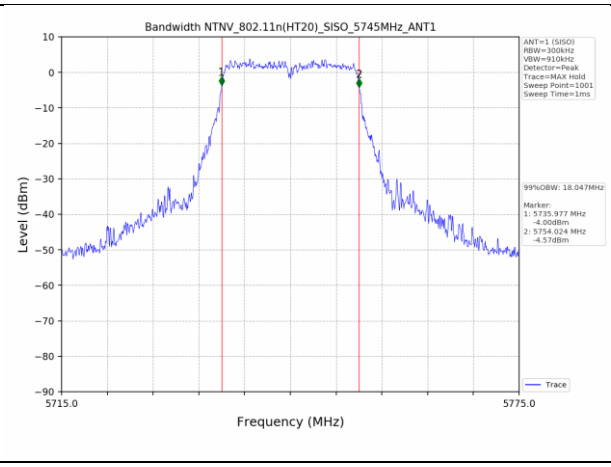
Bandwidth NTNV_802.11n(HT20)_SISO_5745MHz_ANT1
ANT=1 (SISO)
RBW=300kHz
VBW=910kHz
Detector=Peak
Trace=MAX Hold
Sweep Point=1001
Sweep Time=1ms
99%OBW: 18.047MHz
Marker:
1: 5735.977 MHz
-4.00dBm
2: 5754.024 MHz
-4.57dBm
Trace
Level (dBm)
Frequency (MHz)
5715.0
5775.0

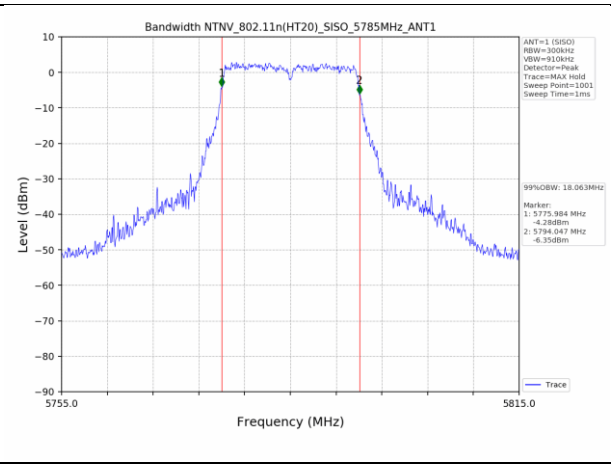
Bandwidth NTNV_802.11n(HT20)_SISO_5785MHz_ANT1
ANT=1 (SISO)
RBW=300kHz
VBW=910kHz
Detector=Peak
Trace=MAX Hold
Sweep Point=1001
Sweep Time=1ms
99%OBW: 18.063MHz
Marker:
1: 5775.984 MHz
-4.28dBm
2: 5794.047 MHz
-6.35dBm
Trace
Level (dBm)
Frequency (MHz)
5755.0
5815.0

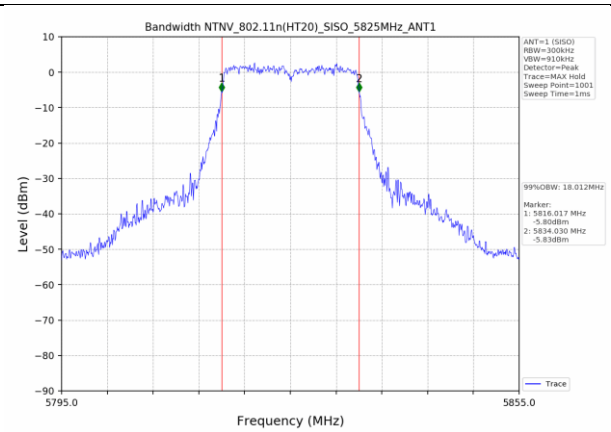
Bandwidth NTNV_802.11n(HT20)_SISO_5825MHz_ANT1
ANT=1 (SISO)
RBW=300kHz
VBW=910kHz
Detector=Peak
Trace=MAX Hold
Sweep Point=1001
Sweep Time=1ms
99%OBW: 18.012MHz
Marker:
1: 5816.017 MHz
-5.80dBm
2: 5834.030 MHz
-5.83dBm
Trace
Level (dBm)
Frequency (MHz)
5795.0
5855.0

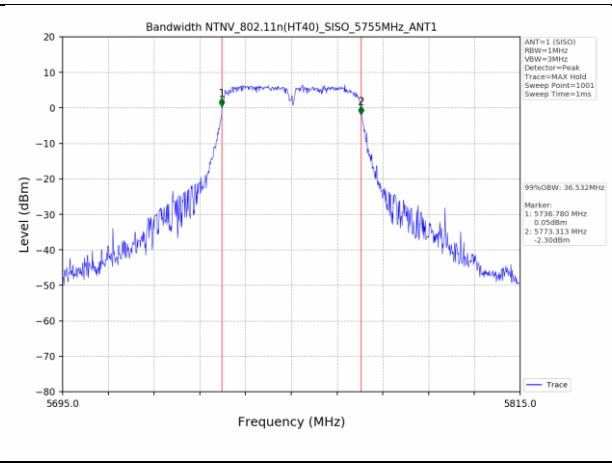
Bandwidth NTNV_802.11n(HT40)_SISO_5755MHz_ANT1
ANT=1 (SISO)
RBW=1MHz
VBW=3MHz
Detector=Peak
Trace=MAX Hold
Sweep Point=1001
Sweep Time=1ms
99%OBW: 36.532MHz
Marker:
1: 5736.780 MHz
0.05dBm
2: 5773.313 MHz
-2.30dBm
Level (dBm)
Frequency (MHz)
5695.0
5815.0
Trace

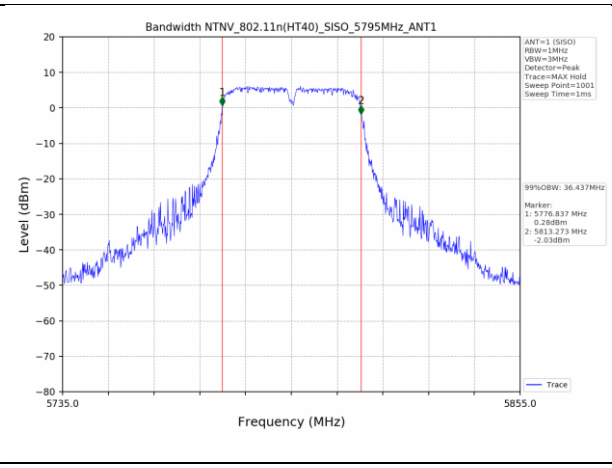
Bandwidth NTNV_802.11n(HT40)_SISO_5795MHz_ANT1
ANT=1 (SISO)
RBW=1MHz
VBW=3MHz
Detector=Peak
Trace=MAX Hold
Sweep Point=1001
Sweep Time=1ms
99%OBW: 36.437MHz
Marker:
1: 5776.837 MHz
0.28dBm
2: 5813.273 MHz
-2.03dBm
Level (dBm)
Frequency (MHz)
5735.0
5855.0
Trace

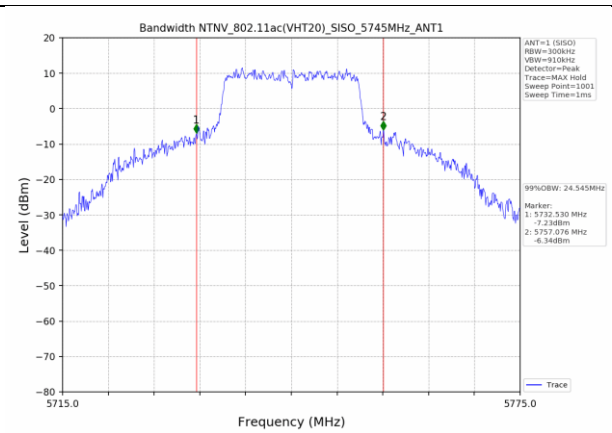
Bandwidth NTNV_802.11ac(VHT20)_SISO_5745MHz_ANT1
ANT=1 (SISO)
RBW=300kHz
VBW=910kHz
Detector=Peak
Trace=MAX Hold
Sweep Point=1001
Sweep Time=1ms
99%OBW: 24.545MHz
Marker:
1: 5732.530 MHz
-7.23dBm
2: 5757.076 MHz
-6.34dBm
Level (dBm)
Frequency (MHz)
5715.0
5775.0
Trace

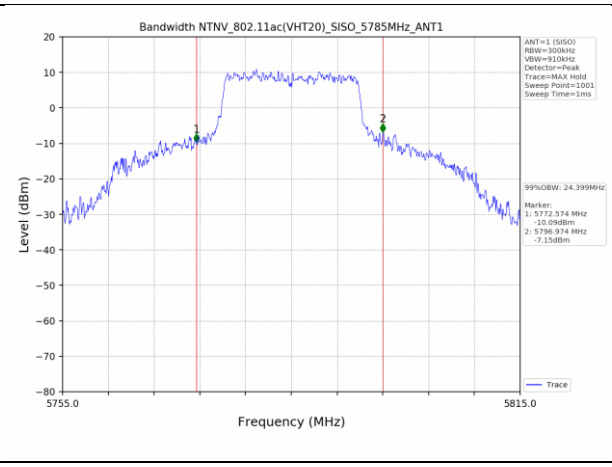
Bandwidth NTNV_802.11ac(VHT20)_SISO_5785MHz_ANT1
ANT=1 (SISO)
RBW=300kHz
VBW=910kHz
Detector=Peak
Trace=MAX Hold
Sweep Point=1001
Sweep Time=1ms
99%OBW: 24.399MHz
Marker:
1: 5772.574 MHz
-10.09dBm
2: 5796.974 MHz
-7.15dBm
Trace
Level (dBm)
Frequency (MHz)
5755.0
5815.0

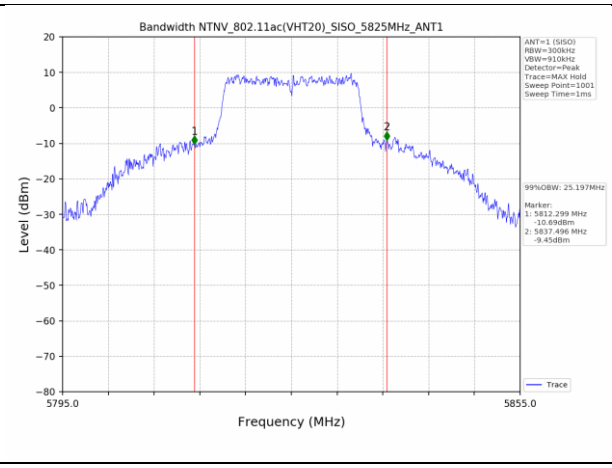
Bandwidth NTNV_802.11ac(VHT20)_SISO_5825MHz_ANT1
ANT=1 (SISO)
RBW=300kHz
VBW=910kHz
Detector=Peak
Trace=MAX Hold
Sweep Point=1001
Sweep Time=1ms
99%OBW: 25.197MHz
Marker:
1: 5812.299 MHz
-10.69dBm
2: 5837.496 MHz
-9.45dBm
Trace
Level (dBm)
Frequency (MHz)
5795.0
5855.0

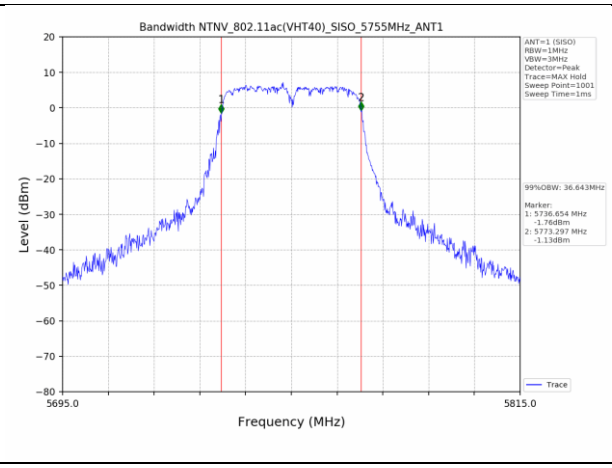
Bandwidth NTNV_802.11ac(VHT40)_SISO_5755MHz_ANT1
ANT=1 (SISO)
RBW=1MHz
VBW=3MHz
Detector=Peak
Trace=MAX Hold
Sweep Point=1001
Sweep Time=1ms
99%OBW: 36.643MHz
Marker:
1: 5736.654 MHz
-1.76dBm
2: 5773.297 MHz
-1.13dBm
Trace
Level (dBm)
Frequency (MHz)
5695.0
5815.0

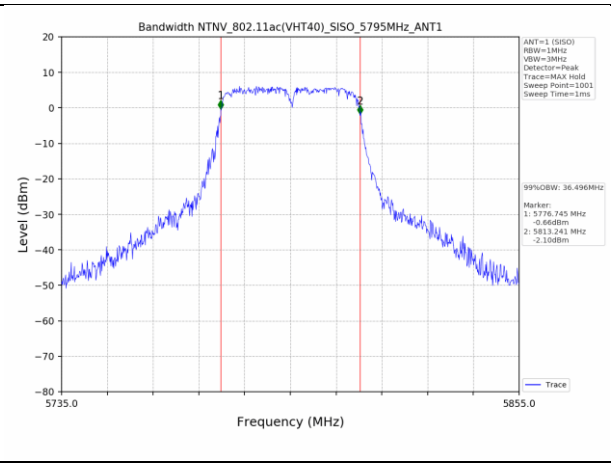
Bandwidth NTNV_802.11ac(VHT40)_SISO_5795MHz_ANT1
ANT=1 (SISO)
RBW=1MHz
VBW=3MHz
Detector=Peak
Trace=MAX Hold
Sweep Point=1001
Sweep Time=1ms
99%OBW: 36.496MHz
Marker:
1: 5776.745 MHz
-0.66dBm
2: 5813.241 MHz
-2.10dBm
Trace
Level (dBm)
Frequency (MHz)
5735.0
5855.0

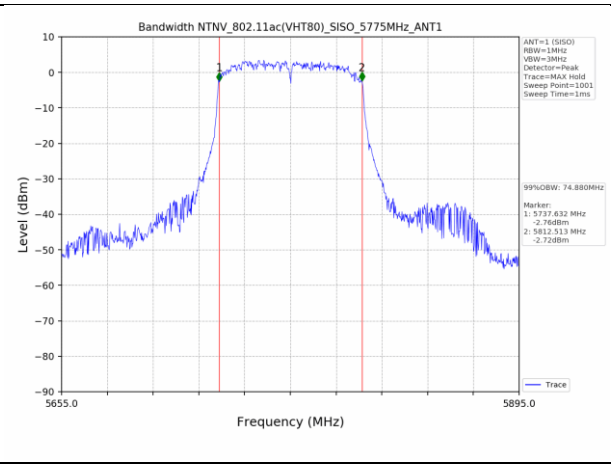
Bandwidth NTNV_802.11ac(VHT80)_SISO_5775MHz_ANT1
ANT=1 (SISO)
RBW=1MHz
VBW=3MHz
Detector=Peak
Trace=MAX Hold
Sweep Point=1001
Sweep Time=1ms
99%OBW: 74.880MHz
Marker:
1: 5737.632 MHz
-2.76dBm
2: 5812.513 MHz
-2.72dBm
Trace
Level (dBm)
Frequency (MHz)
5655.0
5895.0

3. Maximum Conducted Output Power

3.1 Test Result

Test Mode	Frequency (MHz)	Tx Type	Measured Output Power (dBm)	Limit (dBm)	Verdict
			Ant 1		
802.11a	5745	SISO	12.54	≤30.00	PASS
	5785	SISO	11.94	≤30.00	PASS
	5825	SISO	11.69	≤30.00	PASS
802.11n(HT20)	5745	SISO	12.89	≤30.00	PASS
	5785	SISO	12.35	≤30.00	PASS
	5825	SISO	11.83	≤30.00	PASS
802.11n(HT40)	5755	SISO	12.82	≤30.00	PASS
	5795	SISO	12.43	≤30.00	PASS
802.11ac(VHT20)	5745	SISO	11.53	≤30.00	PASS
	5785	SISO	12.86	≤30.00	PASS
	5825	SISO	12.68	≤30.00	PASS
802.11ac(VHT40)	5755	SISO	12.78	≤30.00	PASS
	5795	SISO	12.55	≤30.00	PASS
802.11ac(VHT80)	5775	SISO	12.76	≤30.00	PASS

4. Maximum Power Spectral Density (PSD)

4.1 Test Result

Test Mode	Frequency (MHz)	Tx Type	Power Spectral Density (dBm/500kHz)	Limits (dBm/500kHz)	Verdict
802.11a	5745	SISO	-1.11	≤30	PASS
	5785	SISO	-1.70	≤30	PASS
	5825	SISO	-2.47	≤30	PASS
802.11n(HT20)	5745	SISO	-1.10	≤30	PASS
	5785	SISO	-1.88	≤30	PASS
	5825	SISO	-2.31	≤30	PASS
802.11n(HT40)	5755	SISO	-4.23	≤30	PASS
	5795	SISO	-4.08	≤30	PASS
802.11ac(VHT20)	5745	SISO	6.46	≤30	PASS
	5785	SISO	5.86	≤30	PASS
	5825	SISO	4.40	≤30	PASS
802.11ac(VHT40)	5755	SISO	-3.73	≤30	PASS
	5795	SISO	-4.58	≤30	PASS
802.11ac(VHT80)	5775	SISO	-6.95	≤30	PASS

Note：1.TheDuty Factor and RBW Factor(10log(500kHz/RBW)iscompensatedinthegraph.

4.2 Test Graph

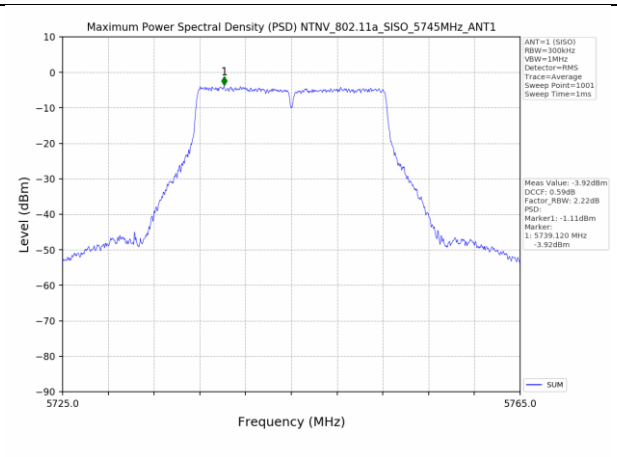

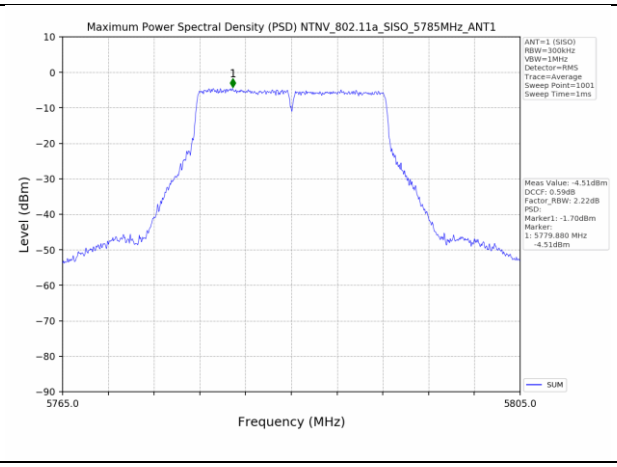
Maximum Power Spectral Density (PSD) NTNV_802.11a_SISO_5785MHz_ANT1
ANT=1 (SISO)
RBW=300kHz
VBW=1MHz
Detector=RMS
Trace=Average
Sweep Point=1001
Sweep Time=1ms
Meas Value: -4.51dBm
DCCF: 0.59dB
Factor_RBW: 2.22dB
PSD:
Marker1: -1.70dBm
Marker:
1: 5779.880 MHz
-4.51dBm
SUM
Level (dBm)
Frequency (MHz)
5765.0
5805.0

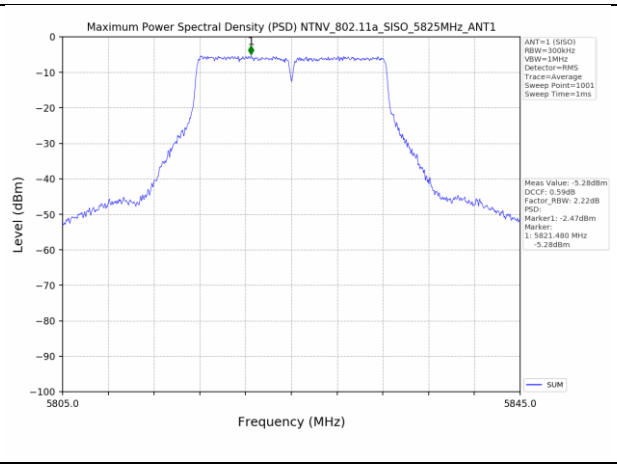
Maximum Power Spectral Density (PSD) NTNV_802.11a_SISO_5825MHz_ANT1
ANT=1 (SISO)
RBW=300kHz
VBW=1MHz
Detector=RMS
Trace=Average
Sweep Point=1001
Sweep Time=1ms
Meas Value: -5.28dBm
DCCF: 0.59dB
Factor_RBW: 2.22dB
PSD:
Marker1: -2.47dBm
Marker:
1: 5821.480 MHz
-5.28dBm
SUM
Level (dBm)
Frequency (MHz)
5805.0
5845.0

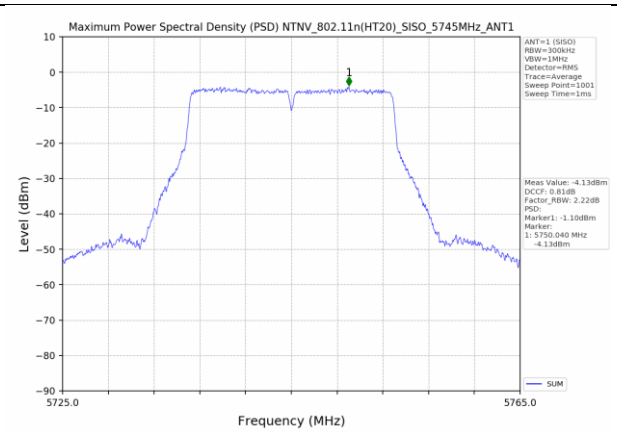
Maximum Power Spectral Density (PSD) NTNV_802.11n(HT20)_SISO_5745MHz_ANT1
ANT=1 (SISO)
RBW=300kHz
VBW=1MHz
Detector=RMS
Trace=Average
Sweep Point=1001
Sweep Time=1ms
Meas Value: -4.13dBm
DCCF: 0.81dB
Factor_RBW: 2.22dB
PSD:
Marker1: -1.10dBm
Marker:
1: 5750.040 MHz
-4.13dBm
SUM
Level (dBm)
Frequency (MHz)
5725.0
5765.0

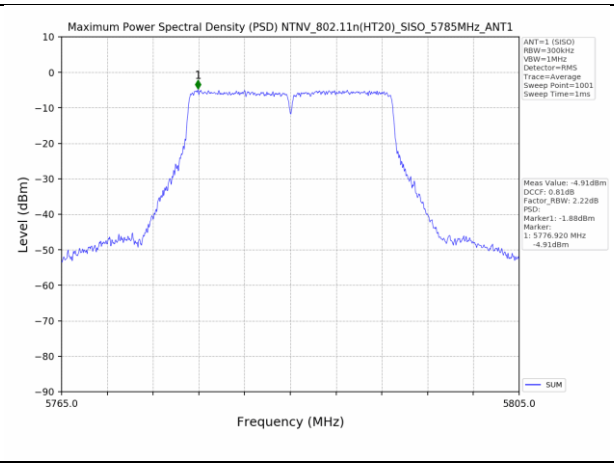
Maximum Power Spectral Density (PSD) NTNV_802.11n(HT20)_SISO_5785MHz_ANT1
ANT=1 (SISO)
RBW=300kHz
VBW=1MHz
Detector=RMS
Trace=Average
Sweep Point=1001
Sweep Time=1ms
Meas Value: -4.91dBm
DCCF: 0.81dB
Factor_RBW: 2.22dB
PSD:
Marker1: -1.88dBm
Marker:
1: 5776.920 MHz
-4.91dBm
SUM
Level (dBm)
Frequency (MHz)
5765.0
5805.0

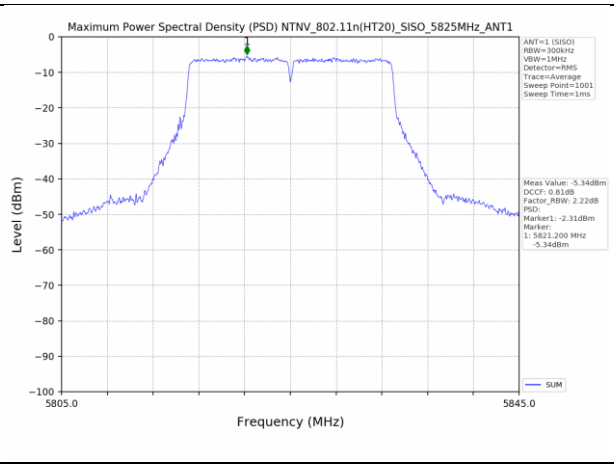
Maximum Power Spectral Density (PSD) NTNV_802.11n(HT20)_SISO_5825MHz_ANT1
ANT=1 (SISO)
RBW=300kHz
VBW=1MHz
Detector=RMS
Trace=Average
Sweep Point=1001
Sweep Time=1ms
Meas Value: -5.34dBm
DCCF: 0.81dB
Factor_RBW: 2.22dB
PSD:
Marker1: -2.31dBm
Marker:
1: 5821.200 MHz
-5.34dBm
SUM
Level (dBm)
Frequency (MHz)
5805.0
5845.0

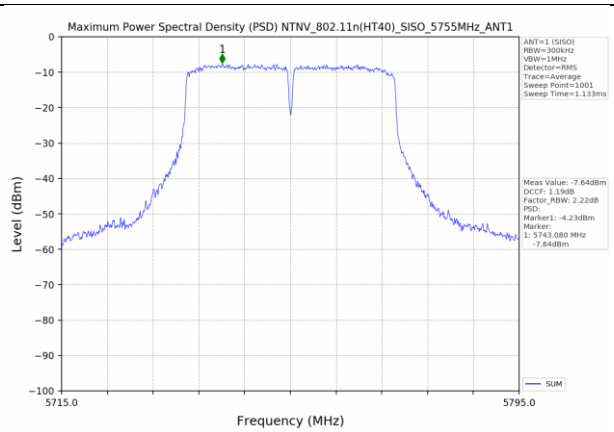
Maximum Power Spectral Density (PSD) NTNV_802.11n(HT40)_SISO_5755MHz_ANT1
ANT=1 (SISO)
RBW=300kHz
VBW=1MHz
Detector=RMS
Trace=Average
Sweep Point=1001
Sweep Time=1.133ms
Meas Value: -7.64dBm
DCCF: 1.19dB
Factor_RBW: 2.22dB
PSD:
Marker1: -4.23dBm
Marker:
1: 5743.080 MHz
-7.64dBm
SUM
Level (dBm)
Frequency (MHz)
5715.0
5795.0

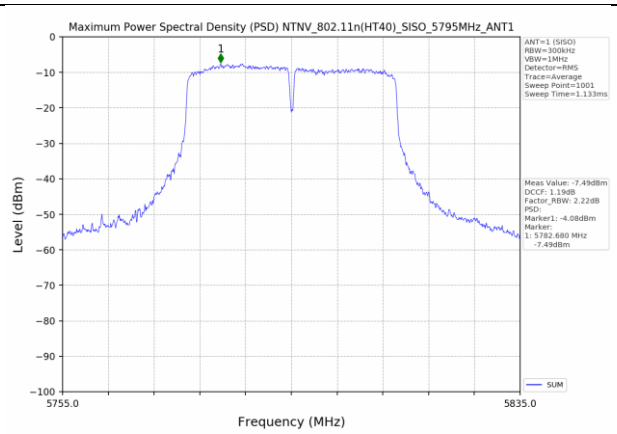
Maximum Power Spectral Density (PSD) NTNV_802.11n(HT40)_SISO_5795MHz_ANT1
ANT=1 (SISO)
RBW=300kHz
VBW=1MHz
Detector=RMS
Trace=Average
Sweep Point=1001
Sweep Time=1.133ms
Meas Value: -7.49dBm
DCCF: 1.19dB
Factor_RBW: 2.22dB
PSD:
Marker1: -4.08dBm
Marker:
1: 5782.680 MHz
-7.49dBm
SUM
Level (dBm)
Frequency (MHz)
5755.0
5835.0

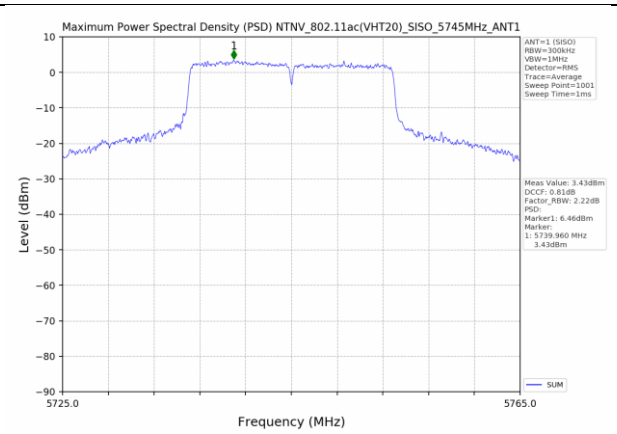
Maximum Power Spectral Density (PSD) NTNV_802.11ac(VHT20)_SISO_5745MHz_ANT1
ANT=1 (SISO)
RBW=300kHz
VBW=1MHz
Detector=RMS
Trace=Average
Sweep Point=1001
Sweep Time=1ms
Meas Value: 3.43dBm
DCCF: 0.81dB
Factor_RBW: 2.22dB
PSD:
Marker1: 6.46dBm
Marker:
1: 5739.960 MHz
3.43dBm
SUM
Level (dBm)
Frequency (MHz)
5725.0
5765.0

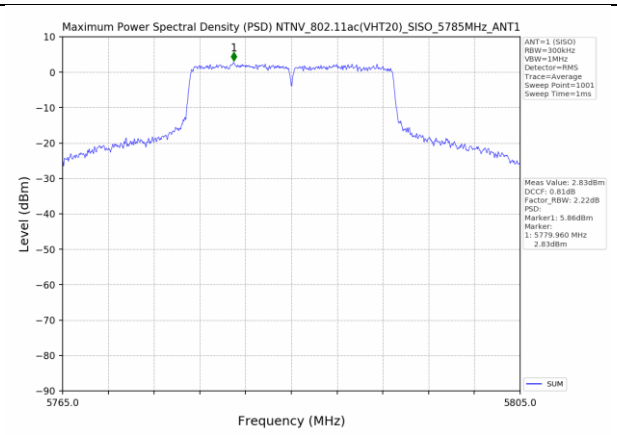
Maximum Power Spectral Density (PSD) NTNV_802.11ac(VHT20)_SISO_5785MHz_ANT1
ANT=1 (SISO)
RBW=300kHz
VBW=1MHz
Detector=RMS
Trace=Average
Sweep Point=1001
Sweep Time=1ms
Meas Value: 2.83dBm
DCCF: 0.81dB
Factor_RBW: 2.22dB
PSD:
Marker1: 5.86dBm
Marker:
1: 5779.960 MHz
2.83dBm
SUM
Level (dBm)
Frequency (MHz)
5765.0
5805.0

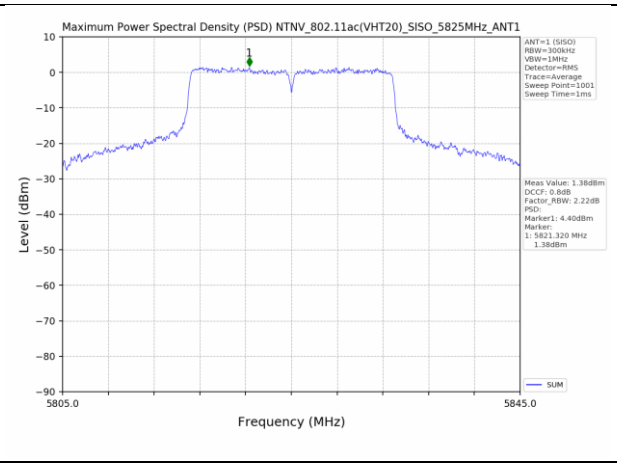
Maximum Power Spectral Density (PSD) NTNV_802.11ac(VHT20)_SISO_5825MHz_ANT1
ANT=1 (SISO)
RBW=300kHz
VBW=1MHz
Detector=RMS
Trace=Average
Sweep Point=1001
Sweep Time=1ms
Meas Value: 1.38dBm
DCCF: 0.8dB
Factor_RBW: 2.22dB
PSD:
Marker1: 4.40dBm
Marker:
1: 5821.320 MHz
1.38dBm
SUM
Level (dBm)
Frequency (MHz)
5805.0
5845.0

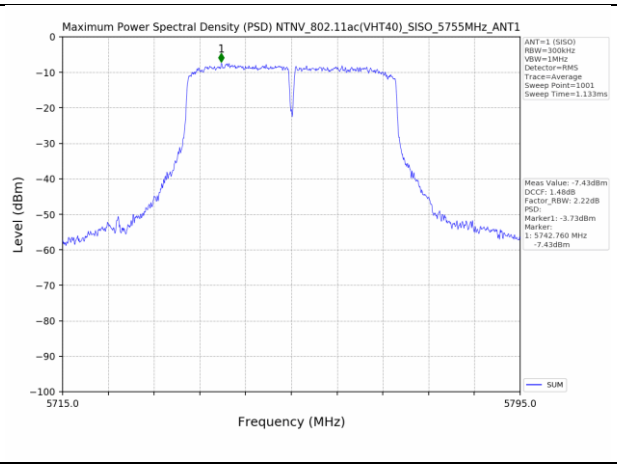
Maximum Power Spectral Density (PSD) NTNV_802.11ac(VHT40)_SISO_5755MHz_ANT1
ANT=1 (SISO)
RBW=300kHz
VBW=1MHz
Detector=RMS
Trace=Average
Sweep Point=1001
Sweep Time=1.133ms
Meas Value: -7.43dBm
DCCF: 1.48dB
Factor_RBW: 2.22dB
PSD:
Marker1: -3.73dBm
Marker:
1: 5742.760 MHz
-7.43dBm
SUM
Level (dBm)
Frequency (MHz)
5715.0
5795.0

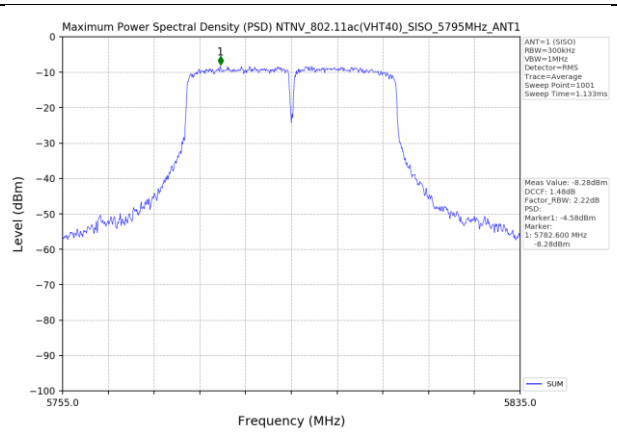
Maximum Power Spectral Density (PSD) NTNV_802.11ac(VHT40)_SISO_5795MHz_ANT1
ANT=1 (SISO)
RBW=300kHz
VBW=1MHz
Detector=RMS
Trace=Average
Sweep Point=1001
Sweep Time=1.133ms
Meas Value: -8.28dBm
DCCF: 1.48dB
Factor_RBW: 2.22dB
PSD:
Marker1: -4.58dBm
Marker:
1: 5782.600 MHz
-8.28dBm
SUM
Level (dBm)
Frequency (MHz)
5755.0
5835.0

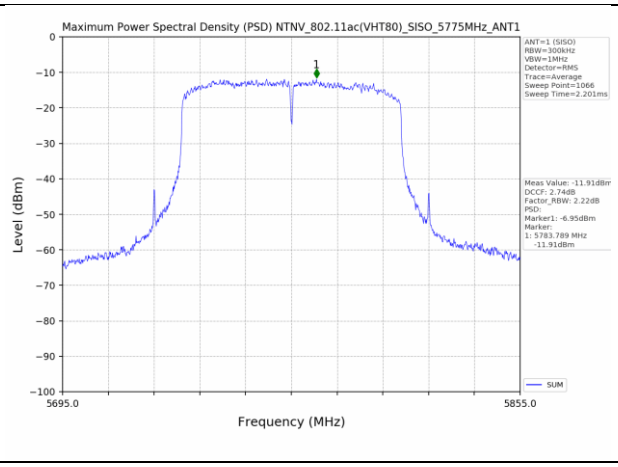
Maximum Power Spectral Density (PSD) NTNV_802.11ac(VHT80)_SISO_5775MHz_ANT1
ANT=1 (SISO)
RBW=300kHz
VBW=1MHz
Detector=RMS
Trace=Average
Sweep Point=1066
Sweep Time=2.201ms
Meas Value: -11.91dBm
DCCF: 2.74dB
Factor_RBW: 2.22dB
PSD:
Marker1: -6.95dBm
Marker:
1: 5783.789 MHz
-11.91dBm
SUM
Level (dBm)
Frequency (MHz)
5695.0
5855.0

6. Frequency Stability

6.1 Test Result

Test Condition	Test Mode	Test Frequency [MHz]	Ant	Result [ppm]	Limit [ppm]	Verdict
NTNV	802.11a	5745	1	-3.48	<=20	PASS
		5785	1	-3.46	<=20	PASS
		5825	1	-3.43	<=20	PASS
	802.11ac	5775	1	-4.56	<=20	PASS
	802.11n	5755	1	-6.95	<=20	PASS
		5795	1	-5.36	<=20	PASS

------End------