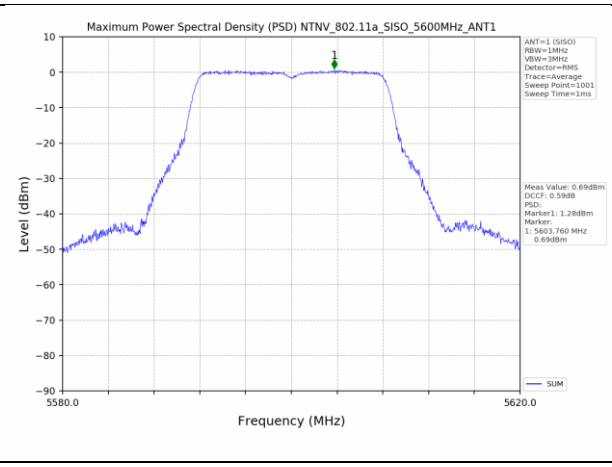
Maximum Power Spectral Density (PSD) NTNV_802.11a_SISO_5600MHz_ANT1
ANT=1 (SISO)
RBW=1MHz
VBW=3MHz
Detector=RMS
Trace=Average
Sweep Point=1001
Sweep Time=1ms
Meas Value: 0.69dBm
DCCF: 0.59dB
PSD:
Marker1: 1.28dBm
Marker:
1: 5603.760 MHz
0.69dBm
SUM
Level (dBm)
Frequency (MHz)
5580.0
5620.0

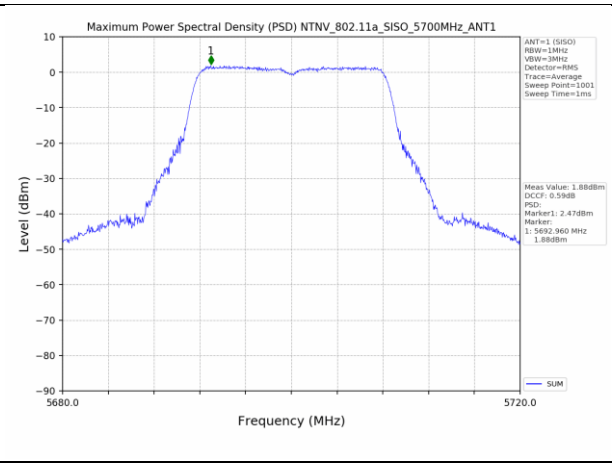
Maximum Power Spectral Density (PSD) NTNV_802.11a_SISO_5700MHz_ANT1
ANT=1 (SISO)
RBW=1MHz
VBW=3MHz
Detector=RMS
Trace=Average
Sweep Point=1001
Sweep Time=1ms
Meas Value: 1.88dBm
DCCF: 0.59dB
PSD:
Marker1: 2.47dBm
Marker:
1: 5692.960 MHz
1.88dBm
SUM
Level (dBm)
Frequency (MHz)
5680.0
5720.0

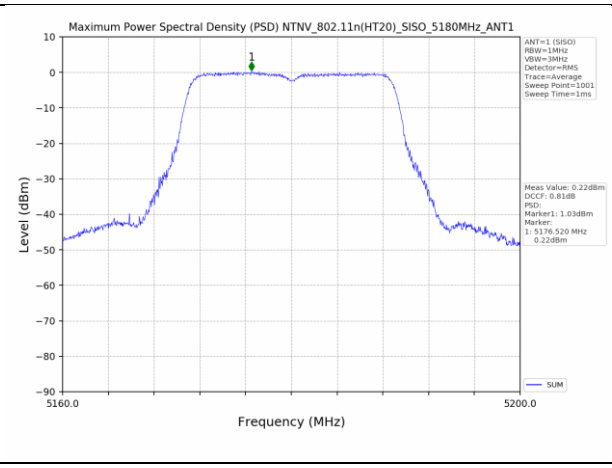
Maximum Power Spectral Density (PSD) NTNV_802.11n(HT20)_SISO_5180MHz_ANT1
ANT=1 (SISO)
RBW=1MHz
VBW=3MHz
Detector=RMS
Trace=Average
Sweep Point=1001
Sweep Time=1ms
Meas Value: 0.22dBm
DCCF: 0.81dB
PSD:
Marker1: 1.03dBm
Marker:
1: 5176.520 MHz
0.22dBm
SUM
Level (dBm)
Frequency (MHz)
5160.0
5200.0

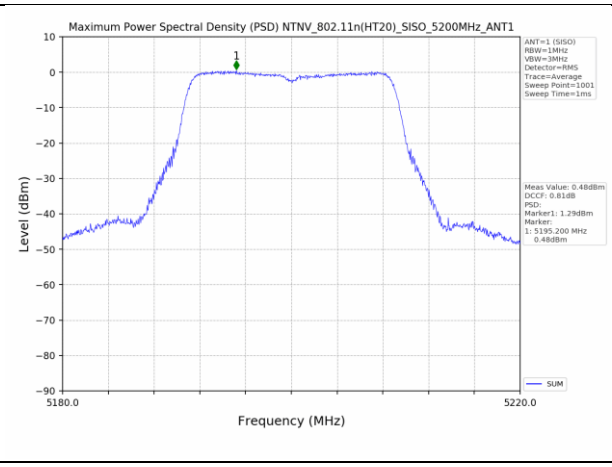
Maximum Power Spectral Density (PSD) NTNV_802.11n(HT20)_SISO_5200MHz_ANT1
ANT=1 (SISO)
RBW=1MHz
VBW=3MHz
Detector=RMS
Trace=Average
Sweep Point=1001
Sweep Time=1ms
Meas Value: 0.48dBm
DCCF: 0.81dB
PSD:
Marker1: 1.29dBm
Marker:
1: 5195.200 MHz
0.48dBm
SUM
Level (dBm)
Frequency (MHz)
5180.0
5220.0

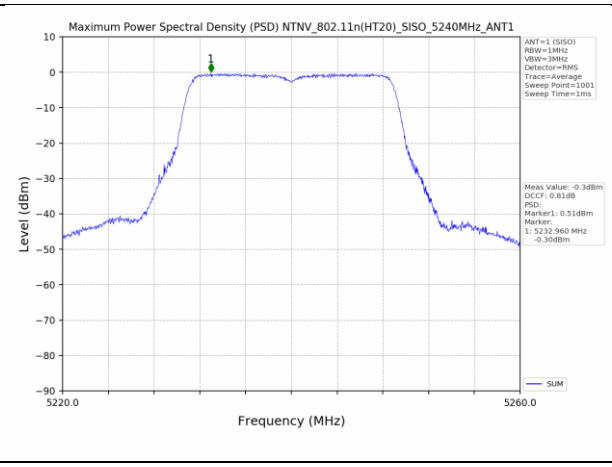
Maximum Power Spectral Density (PSD) NTNV_802.11n(HT20)_SISO_5240MHz_ANT1
ANT=1 (SISO)
RBW=1MHz
VBW=3MHz
Detector=RMS
Trace=Average
Sweep Point=1001
Sweep Time=1ms
Meas Value: -0.3dBm
DCCF: 0.81dB
PSD:
Marker1: 0.51dBm
Marker:
1: 5232.960 MHz
-0.30dBm
SUM
Level (dBm)
Frequency (MHz)
5220.0
5260.0

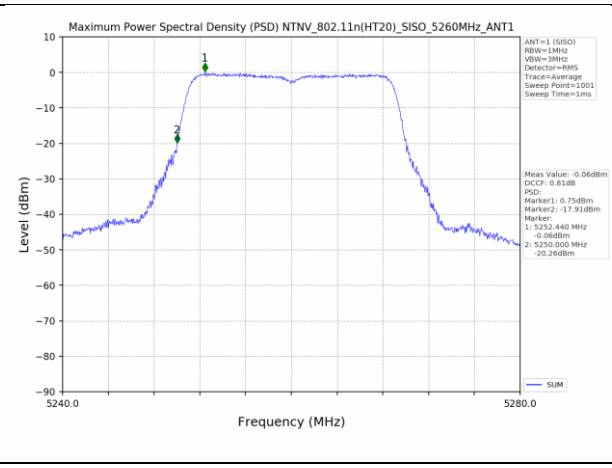
Maximum Power Spectral Density (PSD) NTNV_802.11n(HT20)_SISO_5260MHz_ANT1
ANT=1 (SISO)
RBW=1MHz
VBW=3MHz
Detector=RMS
Trace=Average
Sweep Point=1001
Sweep Time=1ms
Meas Value: -0.06dBm
DCCF: 0.81dB
PSD:
Marker1: 0.75dBm
Marker2: -17.91dBm
Marker:
1: 5252.440 MHz
-0.06dBm
2: 5250.000 MHz
-20.26dBm
SUM
Level (dBm)
Frequency (MHz)
5240.0
5280.0

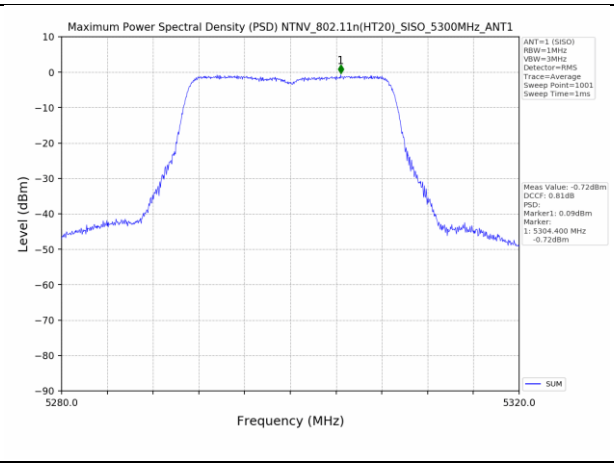
Maximum Power Spectral Density (PSD) NTNV_802.11n(HT20)_SISO_5300MHz_ANT1
ANT=1 (SISO)
RBW=1MHz
VBW=3MHz
Detector=RMS
Trace=Average
Sweep Point=1001
Sweep Time=1ms
Meas Value: -0.72dBm
DCCF: 0.81dB
PSD:
Marker1: 0.09dBm
Marker:
1: 5304.400 MHz
-0.72dBm
SUM
Level (dBm)
Frequency (MHz)
5280.0
5320.0

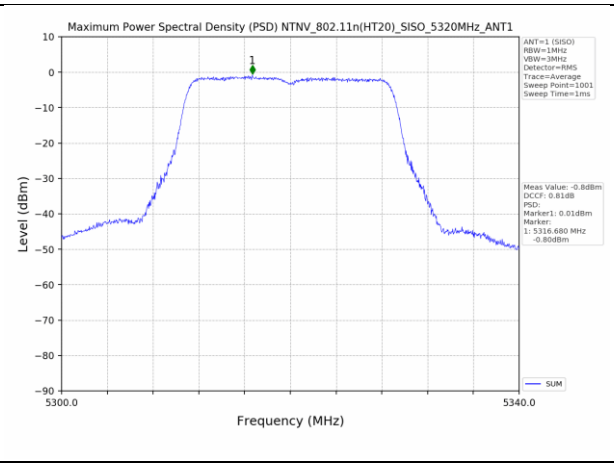
Maximum Power Spectral Density (PSD) NTNV_802.11n(HT20)_SISO_5320MHz_ANT1
ANT=1 (SISO)
RBW=1MHz
VBW=3MHz
Detector=RMS
Trace=Average
Sweep Point=1001
Sweep Time=1ms
Meas Value: -0.8dBm
DCCF: 0.81dB
PSD:
Marker1: 0.01dBm
Marker:
1: 5316.680 MHz
-0.80dBm
SUM
Level (dBm)
Frequency (MHz)
5300.0
5340.0

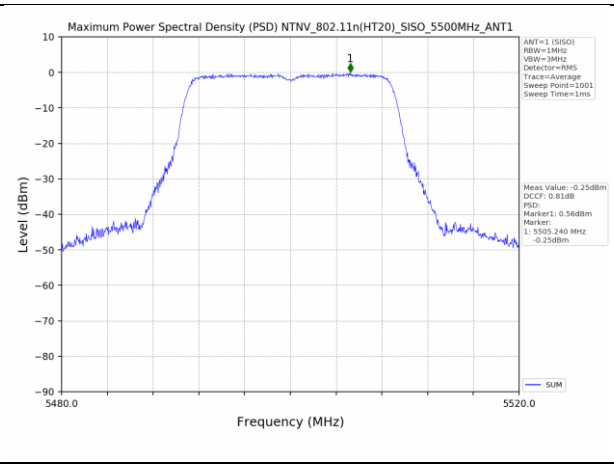
Maximum Power Spectral Density (PSD) NTNV_802.11n(HT20)_SISO_5500MHz_ANT1
ANT=1 (SISO)
RBW=1MHz
VBW=3MHz
Detector=RMS
Trace=Average
Sweep Point=1001
Sweep Time=1ms
Meas Value: -0.25dBm
DCCF: 0.81dB
PSD:
Marker1: 0.56dBm
Marker:
1: 5505.240 MHz
-0.25dBm
SUM
Level (dBm)
Frequency (MHz)
5480.0
5520.0

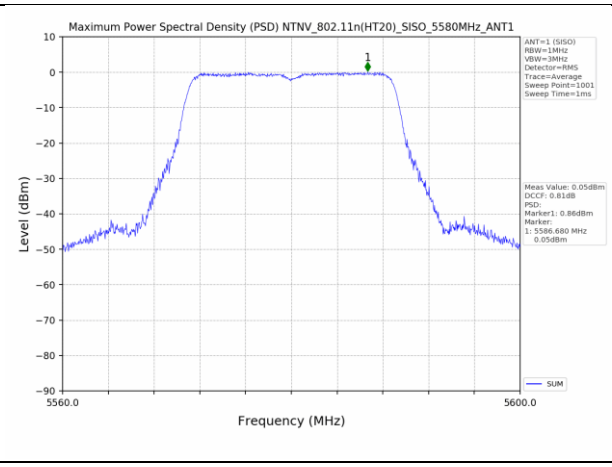
Maximum Power Spectral Density (PSD) NTNV_802.11n(HT20)_SISO_5580MHz_ANT1
ANT=1 (SISO)
RBW=1MHz
VBW=3MHz
Detector=RMS
Trace=Average
Sweep Point=1001
Sweep Time=1ms
Meas Value: 0.05dBm
DCCF: 0.81dB
PSD:
Marker1: 0.86dBm
Marker:
1: 5586.680 MHz
0.05dBm
SUM
Level (dBm)
Frequency (MHz)
5560.0
5600.0

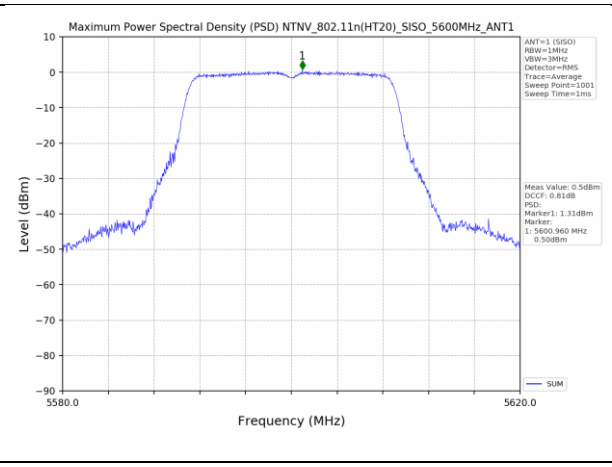
Maximum Power Spectral Density (PSD) NTNV_802.11n(HT20)_SISO_5600MHz_ANT1
ANT=1 (SISO)
RBW=1MHz
VBW=3MHz
Detector=RMS
Trace=Average
Sweep Point=1001
Sweep Time=1ms
Meas Value: 0.5dBm
DCCF: 0.81dB
PSD:
Marker1: 1.31dBm
Marker:
1: 5600.960 MHz
0.50dBm
SUM
Level (dBm)
Frequency (MHz)
5580.0
5620.0

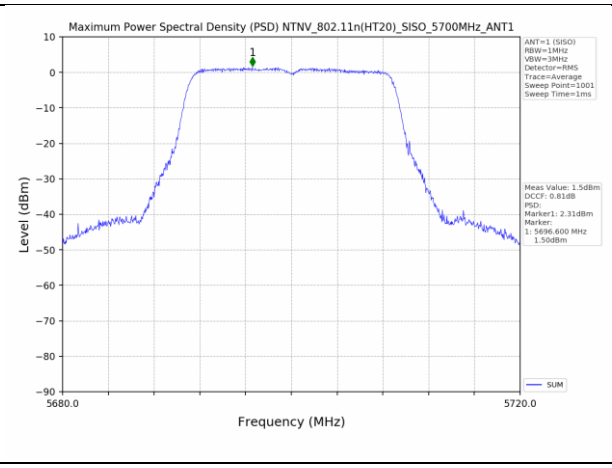
Maximum Power Spectral Density (PSD) NTNV_802.11n(HT20)_SISO_5700MHz_ANT1
ANT=1 (SISO)
RBW=1MHz
VBW=3MHz
Detector=RMS
Trace=Average
Sweep Point=1001
Sweep Time=1ms
Meas Value: 1.5dBm
DCCF: 0.81dB
PSD:
Marker1: 2.31dBm
Marker:
1: 5696.600 MHz
1.50dBm
SUM
Level (dBm)
Frequency (MHz)
5680.0
5720.0

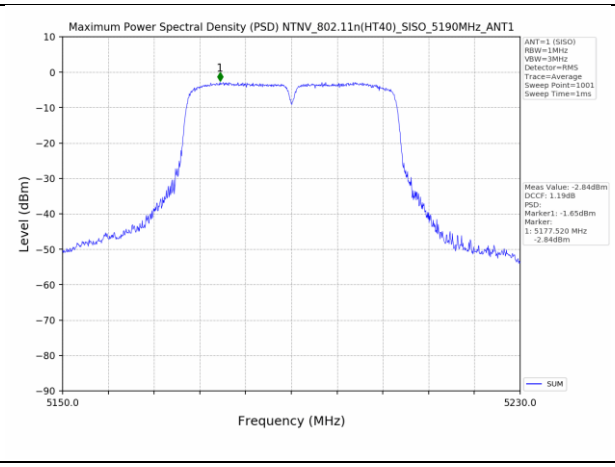
Maximum Power Spectral Density (PSD) NTNV_802.11n(HT40)_SISO_5190MHz_ANT1
ANT=1 (SISO)
RBW=1MHz
VBW=3MHz
Detector=RMS
Trace=Average
Sweep Point=1001
Sweep Time=1ms
Meas Value: -2.84dBm
DCCF: 1.19dB
PSD:
Marker1: -1.65dBm
Marker:
1: 5177.520 MHz
-2.84dBm
SUM
Level (dBm)
Frequency (MHz)
5150.0
5230.0

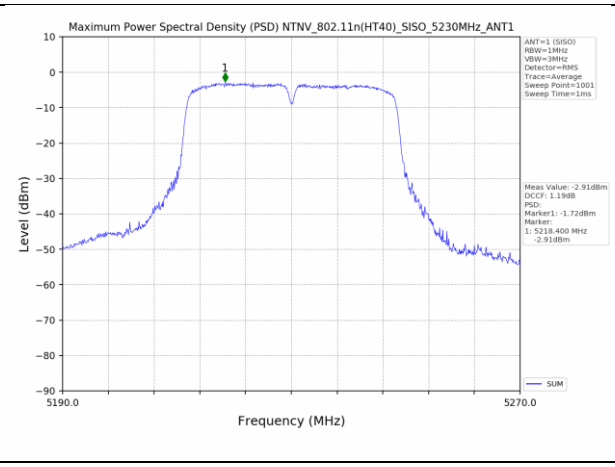
Maximum Power Spectral Density (PSD) NTNV_802.11n(HT40)_SISO_5230MHz_ANT1
ANT=1 (SISO)
RBW=1MHz
VBW=3MHz
Detector=RMS
Trace=Average
Sweep Point=1001
Sweep Time=1ms
Meas Value: -2.91dBm
DCCF: 1.19dB
PSD:
Marker1: -1.72dBm
Marker:
1: 5218.400 MHz
-2.91dBm
SUM
Level (dBm)
Frequency (MHz)
5190.0
5270.0

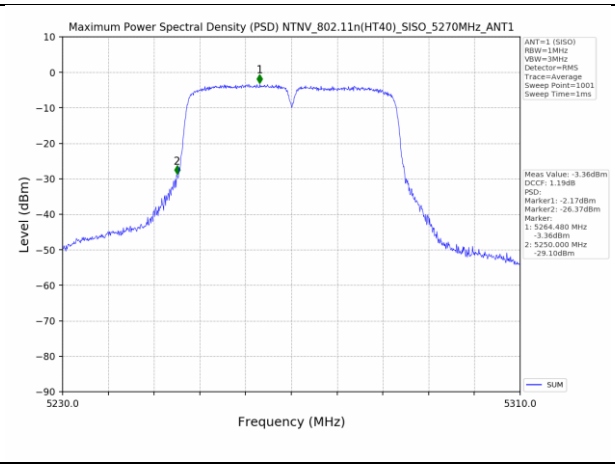
Maximum Power Spectral Density (PSD) NTNV_802.11n(HT40)_SISO_5270MHz_ANT1
ANT=1 (SISO)
RBW=1MHz
VBW=3MHz
Detector=RMS
Trace=Average
Sweep Point=1001
Sweep Time=1ms
Meas Value: -3.36dBm
DCCF: 1.19dB
PSD:
Marker1: -2.17dBm
Marker2: -26.37dBm
Marker:
1: 5264.480 MHz
-3.36dBm
2: 5250.000 MHz
-29.10dBm
SUM
Level (dBm)
Frequency (MHz)
5230.0
5310.0

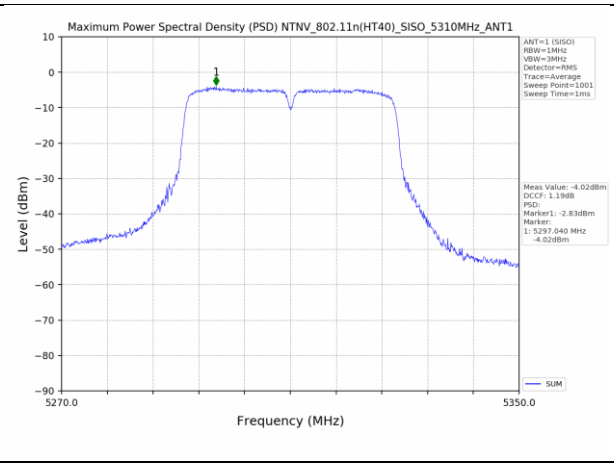
Maximum Power Spectral Density (PSD) NTNV_802.11n(HT40)_SISO_5310MHz_ANT1
ANT=1 (SISO)
RBW=1MHz
VBW=3MHz
Detector=RMS
Trace=Average
Sweep Point=1001
Sweep Time=1ms
Meas Value: -4.02dBm
DCCF: 1.19dB
PSD:
Marker1: -2.83dBm
Marker:
1: 5297.040 MHz
-4.02dBm
SUM
Level (dBm)
Frequency (MHz)
5270.0
5350.0

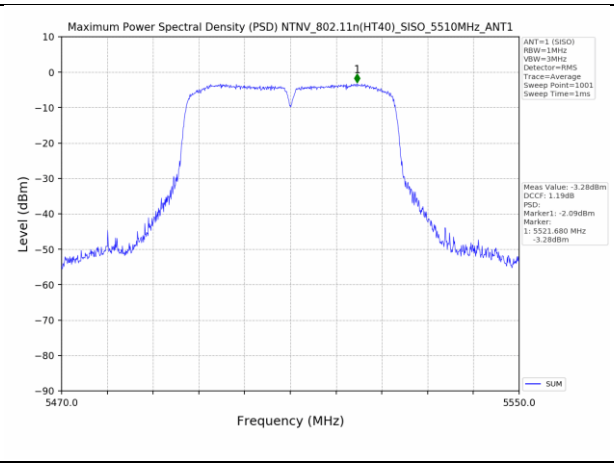
Maximum Power Spectral Density (PSD) NTNV_802.11n(HT40)_SISO_5510MHz_ANT1
ANT=1 (SISO)
RBW=1MHz
VBW=3MHz
Detector=RMS
Trace=Average
Sweep Point=1001
Sweep Time=1ms
Meas Value: -3.28dBm
DCCF: 1.19dB
PSD:
Marker1: -2.09dBm
Marker:
1: 5521.680 MHz
-3.28dBm
SUM
Level (dBm)
Frequency (MHz)
5470.0
5550.0

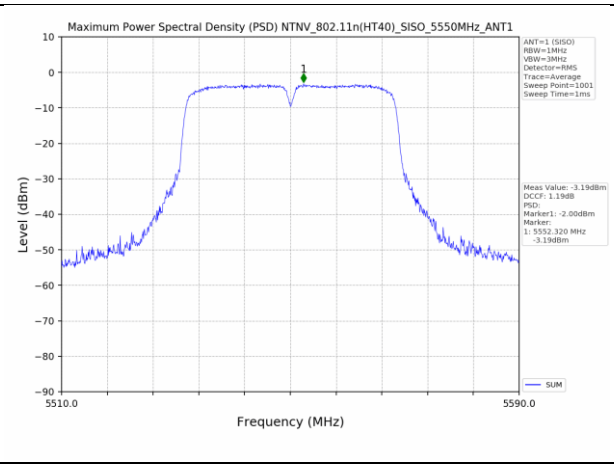
Maximum Power Spectral Density (PSD) NTNV_802.11n(HT40)_SISO_5550MHz_ANT1
ANT=1 (SISO)
RBW=1MHz
VBW=3MHz
Detector=RMS
Trace=Average
Sweep Point=1001
Sweep Time=1ms
Meas Value: -3.19dBm
DCCF: 1.19dB
PSD:
Marker1: -2.00dBm
Marker:
1: 5552.320 MHz
-3.19dBm
SUM
Level (dBm)
Frequency (MHz)
5510.0
5590.0

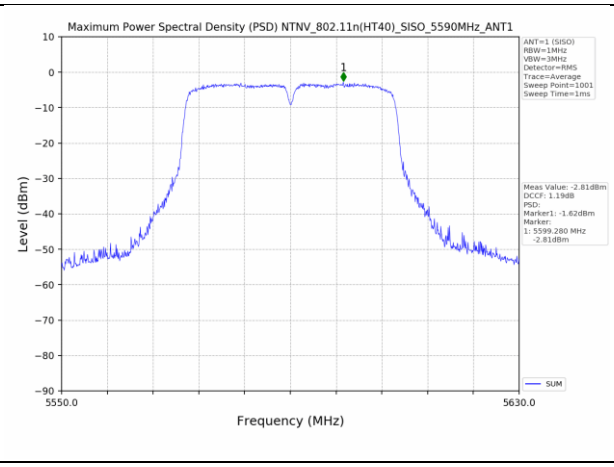
Maximum Power Spectral Density (PSD) NTNV_802.11n(HT40)_SISO_5590MHz_ANT1
ANT=1 (SISO)
RBW=1MHz
VBW=3MHz
Detector=RMS
Trace=Average
Sweep Point=1001
Sweep Time=1ms
Meas Value: -2.81dBm
DCCF: 1.19dB
PSD:
Marker1: -1.62dBm
Marker:
1: 5599.280 MHz
-2.81dBm
SUM
Level (dBm)
Frequency (MHz)
5550.0
5630.0

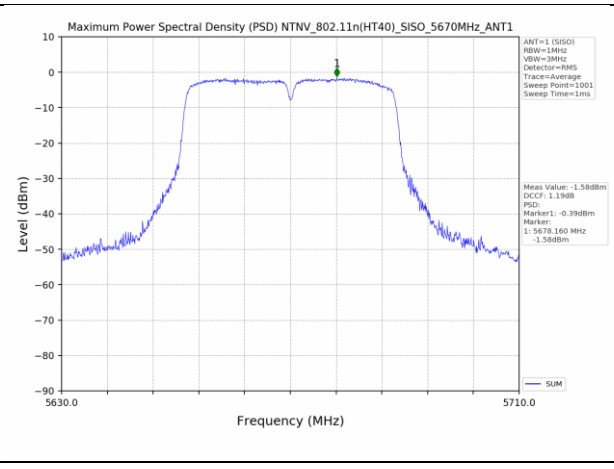
Maximum Power Spectral Density (PSD) NTNV_802.11n(HT40)_SISO_5670MHz_ANT1
ANT=1 (SISO)
RBW=1MHz
VBW=3MHz
Detector=RMS
Trace=Average
Sweep Point=1001
Sweep Time=1ms
Meas Value: -1.58dBm
DCCF: 1.19dB
PSD:
Marker1: -0.39dBm
Marker:
1: 5678.160 MHz
-1.58dBm
SUM
Level (dBm)
Frequency (MHz)
5630.0
5710.0

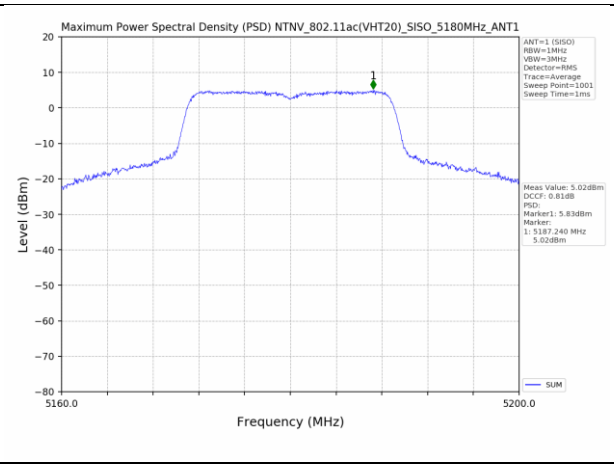
Maximum Power Spectral Density (PSD) NTNV_802.11ac(VHT20)_SISO_5180MHz_ANT1
ANT=1 (SISO)
RBW=1MHz
VBW=3MHz
Detector=RMS
Trace=Average
Sweep Point=1001
Sweep Time=1ms
Meas Value: 5.02dBm
DCCF: 0.81dB
PSD:
Marker1: 5.83dBm
Marker:
1: 5187.240 MHz
5.02dBm
SUM
Level (dBm)
Frequency (MHz)
5160.0
5200.0

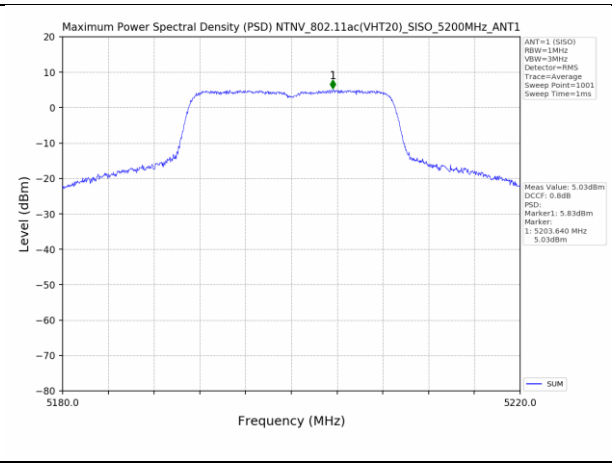
Maximum Power Spectral Density (PSD) NTNV_802.11ac(VHT20)_SISO_5200MHz_ANT1
ANT=1 (SISO)
RBW=1MHz
VBW=3MHz
Detector=RMS
Trace=Average
Sweep Point=1001
Sweep Time=1ms
Meas Value: 5.03dBm
DCCF: 0.8dB
PSD:
Marker1: 5.83dBm
Marker:
1: 5203.640 MHz
5.03dBm
SUM
Level (dBm)
Frequency (MHz)
5180.0
5220.0

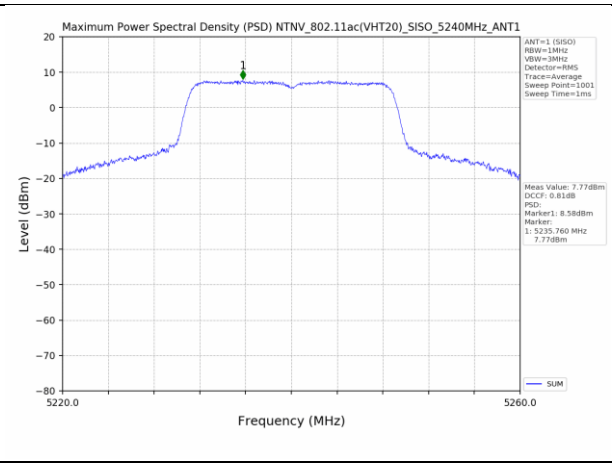
Maximum Power Spectral Density (PSD) NTNV_802.11ac(VHT20)_SISO_5240MHz_ANT1
ANT=1 (SISO)
RBW=1MHz
VBW=3MHz
Detector=RMS
Trace=Average
Sweep Point=1001
Sweep Time=1ms
Meas Value: 7.77dBm
DCCF: 0.81dB
PSD:
Marker1: 8.58dBm
Marker:
1: 5235.760 MHz
7.77dBm
SUM
Level (dBm)
Frequency (MHz)
5220.0
5260.0

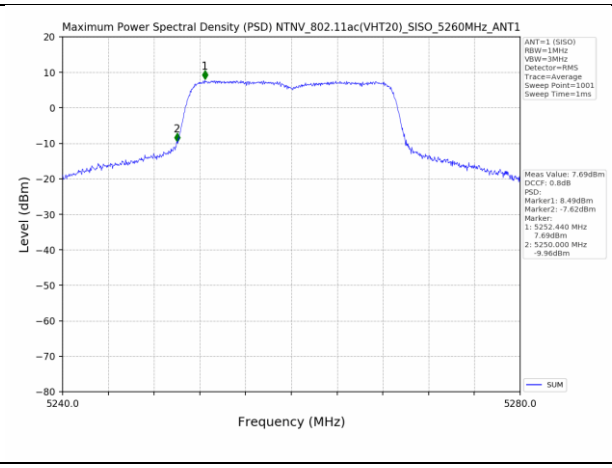
Maximum Power Spectral Density (PSD) NTNV_802.11ac(VHT20)_SISO_5260MHz_ANT1
ANT=1 (SISO)
RBW=1MHz
VBW=3MHz
Detector=RMS
Trace=Average
Sweep Point=1001
Sweep Time=1ms
Meas Value: 7.69dBm
DCCF: 0.8dB
PSD:
Marker1: 8.49dBm
Marker2: -7.62dBm
Marker:
1: 5252.440 MHz
7.69dBm
2: 5250.000 MHz
-9.96dBm
SUM
Level (dBm)
Frequency (MHz)
5240.0
5280.0

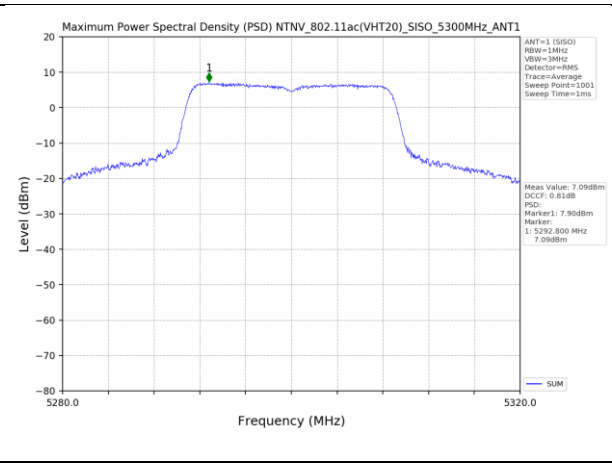
Maximum Power Spectral Density (PSD) NTNV_802.11ac(VHT20)_SISO_5300MHz_ANT1
ANT=1 (SISO)
RBW=1MHz
VBW=3MHz
Detector=RMS
Trace=Average
Sweep Point=1001
Sweep Time=1ms
Meas Value: 7.09dBm
DCCF: 0.81dB
PSD:
Marker1: 7.90dBm
Marker:
1: 5292.800 MHz
7.09dBm
SUM
Level (dBm)
Frequency (MHz)
5280.0
5320.0

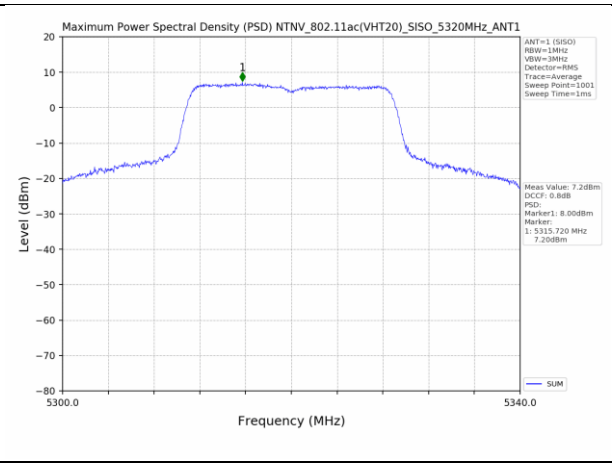
Maximum Power Spectral Density (PSD) NTNV_802.11ac(VHT20)_SISO_5320MHz_ANT1
ANT=1 (SISO)
RBW=1MHz
VBW=3MHz
Detector=RMS
Trace=Average
Sweep Point=1001
Sweep Time=1ms
Meas Value: 7.2dBm
DCCF: 0.8dB
PSD:
Marker1: 8.00dBm
Marker:
1: 5315.720 MHz
7.20dBm
SUM
Level (dBm)
Frequency (MHz)
5300.0
5340.0

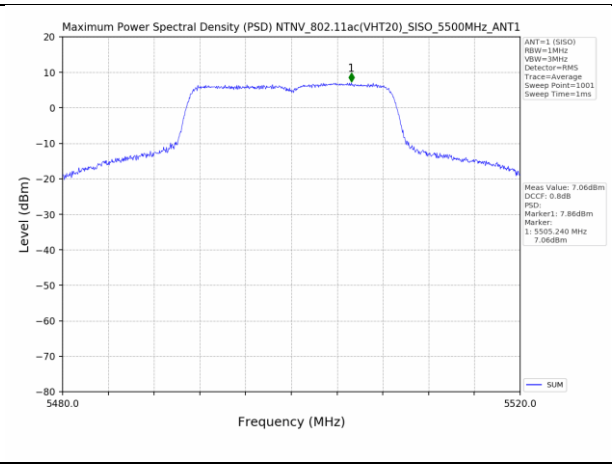
Maximum Power Spectral Density (PSD) NTNV_802.11ac(VHT20)_SISO_5500MHz_ANT1
ANT=1 (SISO)
RBW=1MHz
VBW=3MHz
Detector=RMS
Trace=Average
Sweep Point=1001
Sweep Time=1ms
Meas Value: 7.06dBm
DCCF: 0.8dB
PSD:
Marker1: 7.86dBm
Marker:
1: 5505.240 MHz
7.06dBm
SUM
Level (dBm)
Frequency (MHz)
5480.0
5520.0

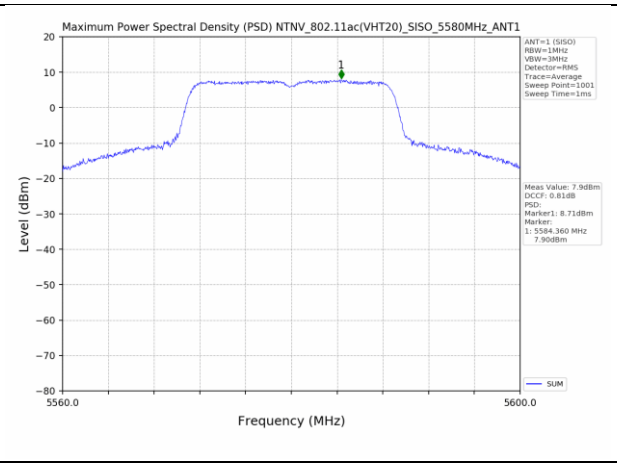
Maximum Power Spectral Density (PSD) NTNV_802.11ac(VHT20)_SISO_5580MHz_ANT1
ANT=1 (SISO)
RBW=1MHz
VBW=3MHz
Detector=RMS
Trace=Average
Sweep Point=1001
Sweep Time=1ms
Meas Value: 7.9dBm
DCCF: 0.81dB
PSD:
Marker1: 8.71dBm
Marker:
1: 5584.360 MHz
7.90dBm
SUM
Level (dBm)
Frequency (MHz)
5560.0
5600.0

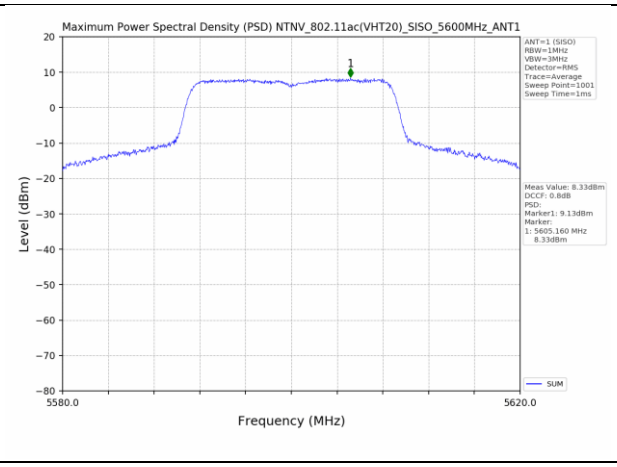
Maximum Power Spectral Density (PSD) NTNV_802.11ac(VHT20)_SISO_5600MHz_ANT1
ANT=1 (SISO)
RBW=1MHz
VBW=3MHz
Detector=RMS
Trace=Average
Sweep Point=1001
Sweep Time=1ms
Meas Value: 8.33dBm
DCCF: 0.8dB
PSD:
Marker1: 9.13dBm
Marker:
1: 5605.160 MHz
8.33dBm
SUM
Level (dBm)
Frequency (MHz)
5580.0
5620.0

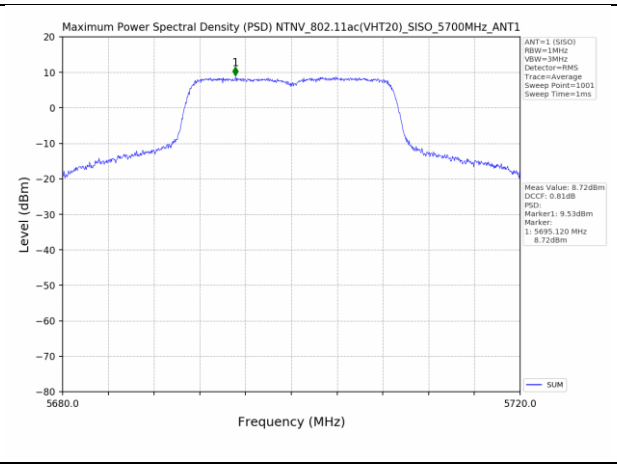
Maximum Power Spectral Density (PSD) NTNV_802.11ac(VHT20)_SISO_5700MHz_ANT1
ANT=1 (SISO)
RBW=1MHz
VBW=3MHz
Detector=RMS
Trace=Average
Sweep Point=1001
Sweep Time=1ms
Meas Value: 8.72dBm
DCCF: 0.81dB
PSD:
Marker1: 9.53dBm
Marker:
1: 5695.120 MHz
8.72dBm
SUM
Level (dBm)
Frequency (MHz)
5680.0
5720.0

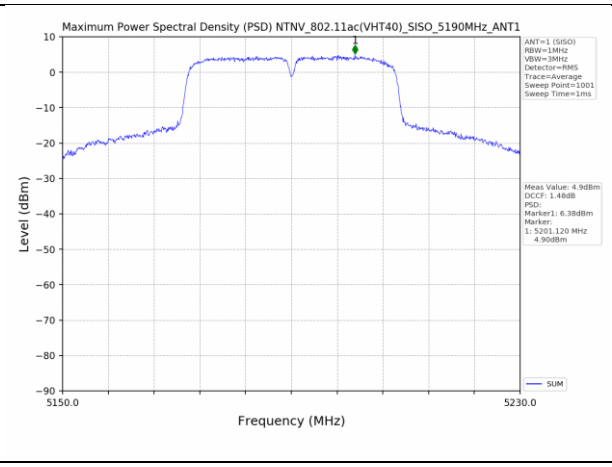
Maximum Power Spectral Density (PSD) NTNV_802.11ac(VHT40)_SISO_5190MHz_ANT1
ANT=1 (SISO)
RBW=1MHz
VBW=3MHz
Detector=RMS
Trace=Average
Sweep Point=1001
Sweep Time=1ms
Meas Value: 4.9dBm
DCCF: 1.48dB
PSD:
Marker1: 6.38dBm
Marker:
1: 5201.120 MHz
4.90dBm
SUM
Level (dBm)
Frequency (MHz)
5150.0
5230.0

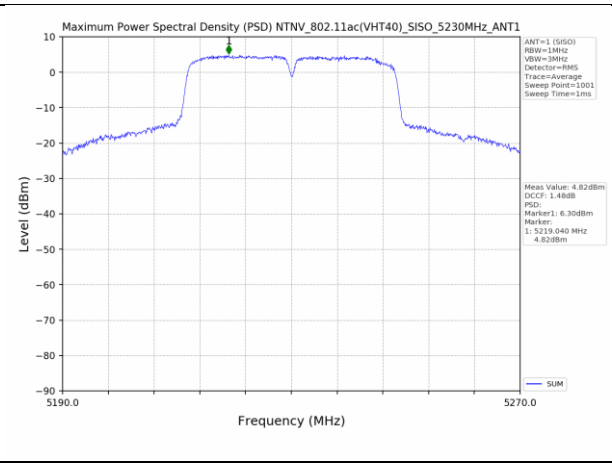
Maximum Power Spectral Density (PSD) NTNV_802.11ac(VHT40)_SISO_5230MHz_ANT1
ANT=1 (SISO)
RBW=1MHz
VBW=3MHz
Detector=RMS
Trace=Average
Sweep Point=1001
Sweep Time=1ms
Meas Value: 4.82dBm
DCCF: 1.48dB
PSD:
Marker1: 6.30dBm
Marker:
1: 5219.040 MHz
4.82dBm
SUM
Level (dBm)
Frequency (MHz)
5190.0
5270.0

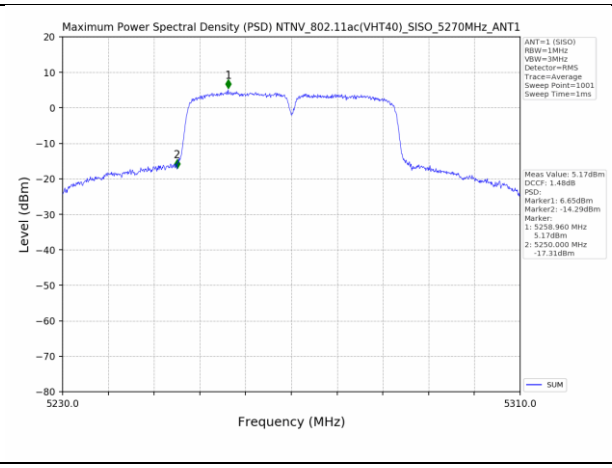
Maximum Power Spectral Density (PSD) NTNV_802.11ac(VHT40)_SISO_5270MHz_ANT1
ANT=1 (SISO)
RBW=1MHz
VBW=3MHz
Detector=RMS
Trace=Average
Sweep Point=1001
Sweep Time=1ms
Meas Value: 5.17dBm
DCCF: 1.48dB
PSD:
Marker1: 6.65dBm
Marker2: -14.29dBm
Marker:
1: 5258.960 MHz
5.17dBm
2: 5250.000 MHz
-17.31dBm
SUM
Level (dBm)
Frequency (MHz)
5230.0
5310.0

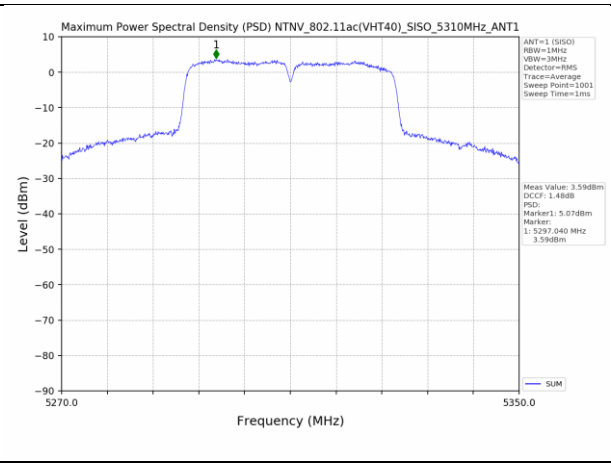
Maximum Power Spectral Density (PSD) NTNV_802.11ac(VHT40)_SISO_5310MHz_ANT1
ANT=1 (SISO)
RBW=1MHz
VBW=3MHz
Detector=RMS
Trace=Average
Sweep Point=1001
Sweep Time=1ms
Meas Value: 3.59dBm
DCCF: 1.48dB
PSD:
Marker1: 5.07dBm
Marker:
1: 5297.040 MHz
3.59dBm
SUM
Level (dBm)
Frequency (MHz)
5270.0
5350.0

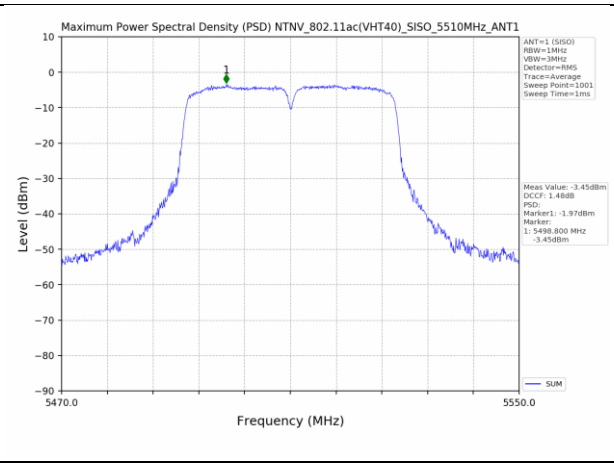
Maximum Power Spectral Density (PSD) NTNV_802.11ac(VHT40)_SISO_5510MHz_ANT1
ANT=1 (SISO)
RBW=1MHz
VBW=3MHz
Detector=RMS
Trace=Average
Sweep Point=1001
Sweep Time=1ms
Meas Value: -3.45dBm
DCCF: 1.48dB
PSD:
Marker1: -1.97dBm
Marker:
1: 5498.800 MHz
-3.45dBm
SUM
Level (dBm)
Frequency (MHz)
5470.0
5550.0

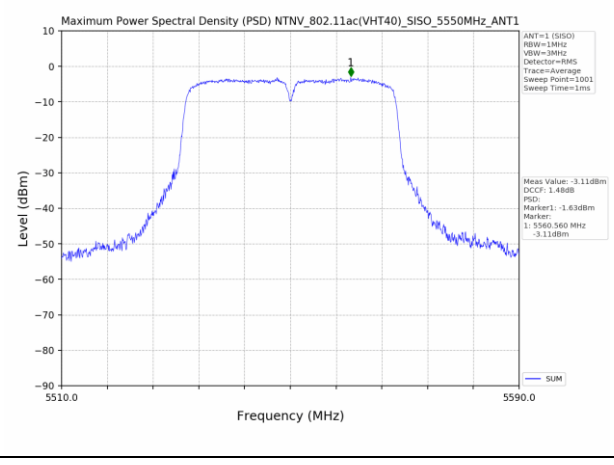
Maximum Power Spectral Density (PSD) NTNV_802.11ac(VHT40)_SISO_5550MHz_ANT1
ANT=1 (SISO)
RBW=1MHz
VBW=3MHz
Detector=RMS
Trace=Average
Sweep Point=1001
Sweep Time=1ms
Meas Value: -3.11dBm
DCCF: 1.48dB
PSD:
Marker1: -1.63dBm
Marker:
1: 5560.560 MHz
-3.11dBm
SUM
Level (dBm)
Frequency (MHz)
5510.0
5590.0

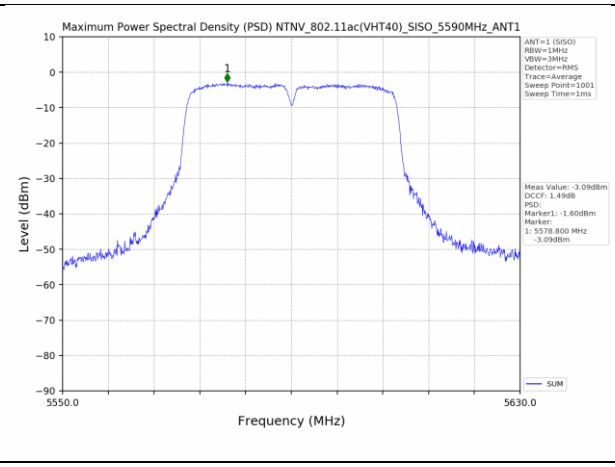
Maximum Power Spectral Density (PSD) NTNV_802.11ac(VHT40)_SISO_5590MHz_ANT1
ANT=1 (SISO)
RBW=1MHz
VBW=3MHz
Detector=RMS
Trace=Average
Sweep Point=1001
Sweep Time=1ms
Meas Value: -3.09dBm
DCCF: 1.49dB
PSD:
Marker1: -1.60dBm
Marker:
1: 5578.800 MHz
-3.09dBm
SUM
Level (dBm)
Frequency (MHz)
5550.0
5630.0

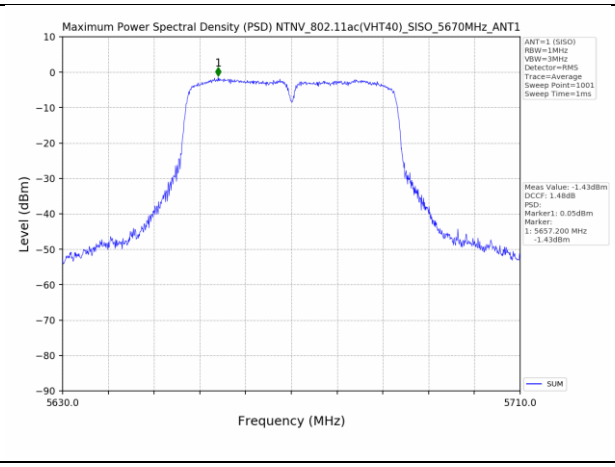
Maximum Power Spectral Density (PSD) NTNV_802.11ac(VHT40)_SISO_5670MHz_ANT1
ANT=1 (SISO)
RBW=1MHz
VBW=3MHz
Detector=RMS
Trace=Average
Sweep Point=1001
Sweep Time=1ms
Meas Value: -1.43dBm
DCCF: 1.48dB
PSD:
Marker1: 0.05dBm
Marker:
1: 5657.200 MHz
-1.43dBm
SUM
Level (dBm)
Frequency (MHz)
5630.0
5710.0

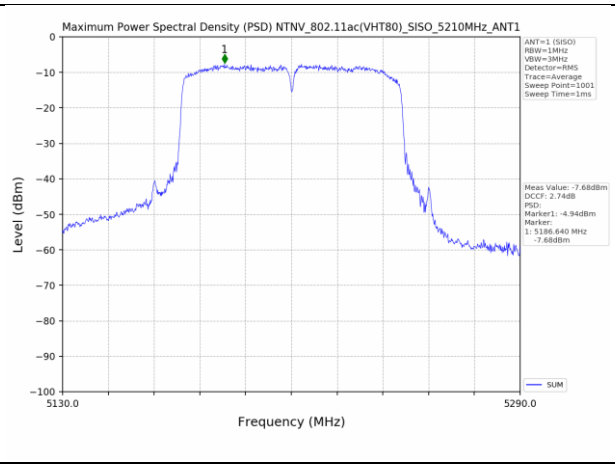
Maximum Power Spectral Density (PSD) NTNV_802.11ac(VHT80)_SISO_5210MHz_ANT1
ANT=1 (SISO)
RBW=1MHz
VBW=3MHz
Detector=RMS
Trace=Average
Sweep Point=1001
Sweep Time=1ms
Meas Value: -7.68dBm
DCCF: 2.74dB
PSD:
Marker1: -4.94dBm
Marker:
1: 5186.640 MHz
-7.68dBm
SUM
Level (dBm)
Frequency (MHz)
5130.0
5290.0

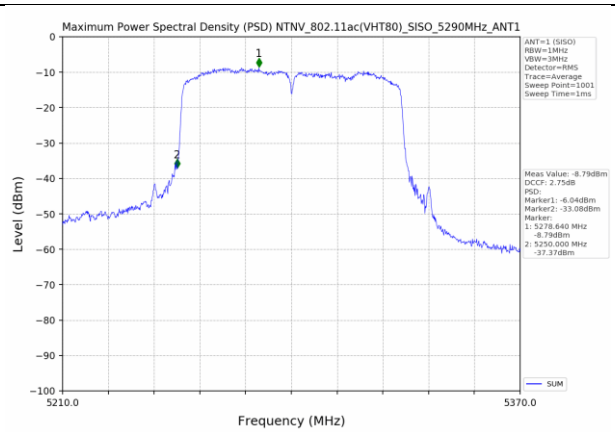
Maximum Power Spectral Density (PSD) NTNV_802.11ac(VHT80)_SISO_5290MHz_ANT1
ANT=1 (SISO)
RBW=1MHz
VBW=3MHz
Detector=RMS
Trace=Average
Sweep Point=1001
Sweep Time=1ms
Meas Value: -8.79dBm
DCCF: 2.75dB
PSD:
Marker1: -6.04dBm
Marker2: -33.08dBm
Marker:
1: 5278.640 MHz
-8.79dBm
2: 5250.000 MHz
-37.37dBm
SUM
Level (dBm)
Frequency (MHz)
5210.0
5370.0

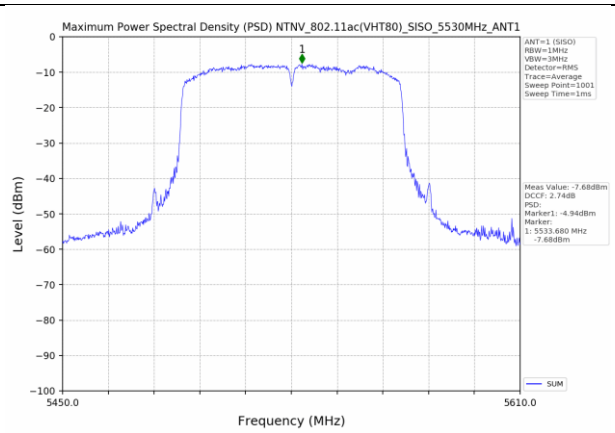
Maximum Power Spectral Density (PSD) NTNV_802.11ac(VHT80)_SISO_5530MHz_ANT1
ANT=1 (SISO)
RBW=1MHz
VBW=3MHz
Detector=RMS
Trace=Average
Sweep Point=1001
Sweep Time=1ms
Meas Value: -7.68dBm
DCCF: 2.74dB
PSD:
Marker1: -4.94dBm
Marker:
1: 5533.680 MHz
-7.68dBm
SUM
Level (dBm)
Frequency (MHz)
5450.0
5610.0

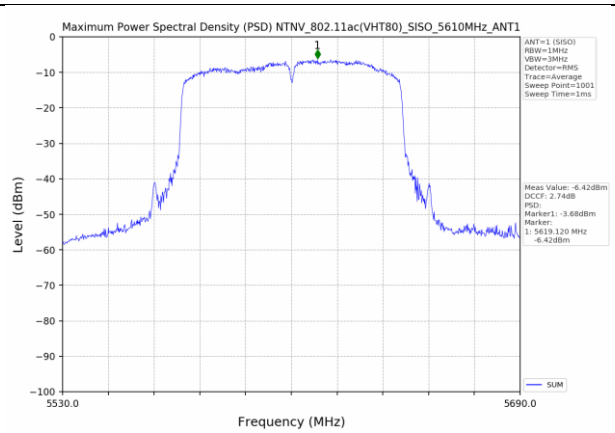
Maximum Power Spectral Density (PSD) NTNV_802.11ac(VHT80)_SISO_5610MHz_ANT1
ANT=1 (SISO)
RBW=1MHz
VBW=3MHz
Detector=RMS
Trace=Average
Sweep Point=1001
Sweep Time=1ms
Meas Value: -6.42dBm
DCCF: 2.74dB
PSD:
Marker1: -3.68dBm
Marker:
1: 5619.120 MHz
-6.42dBm
SUM
Level (dBm)
Frequency (MHz)
5530.0
5690.0

5. Frequency Stability

5.1 Test Result

Test Condition	Test Mode	Test Frequency [MHz]	Ant	Result [ppm]	Limit [ppm]	Verdict
NTNV	802.11a	5180	1	-3.86	<=20	PASS
		5200	1	-3.85	<=20	PASS
		5240	1	-3.82	<=20	PASS
		5260	1	-3.8	<=20	PASS
		5300	1	-3.77	<=20	PASS
		5320	1	-3.76	<=20	PASS
		5500	1	-4.66	<=20	PASS
		5580	1	-3.58	<=20	PASS
		5600	1	-3.57	<=20	PASS
		5700	1	-3.51	<=20	PASS
	802.11ac	5210	1	-3.71	<=20	PASS
		5290	1	-5.37	<=20	PASS
		5530	1	-3.97	<=20	PASS
		5610	1	-4.58	<=20	PASS
	802.11n	5190	1	-5.03	<=20	PASS
		5230	1	-7.65	<=20	PASS
		5270	1	-7.59	<=20	PASS
		5310	1	-7.53	<=20	PASS
		5510	1	-7.78	<=20	PASS
		5550	1	-6.98	<=20	PASS
		5590	1	-7.41	<=20	PASS
		5670	1	-7.05	<=20	PASS

------End------