N26(20M)_CP-OFDM_QPSK_Outer_Full_Mid_CH

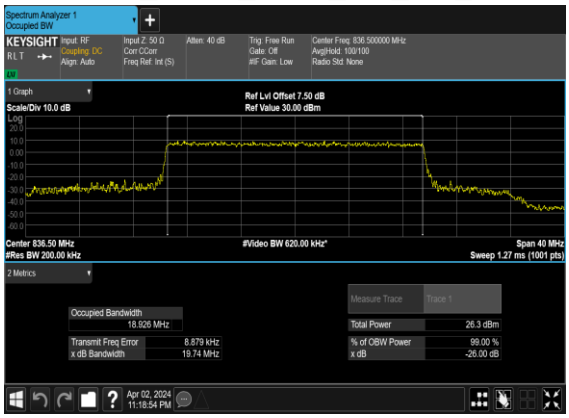

N26(20M)_CP-OFDM_16 QAM_Outer_Full_Mid_CH

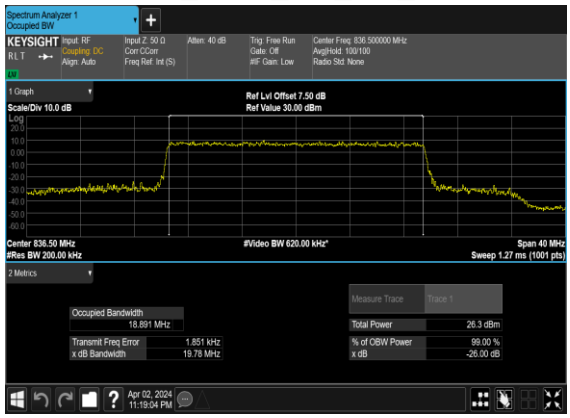

N26(20M)_CP-OFDM_64 QAM_Outer_Full_Mid_CH

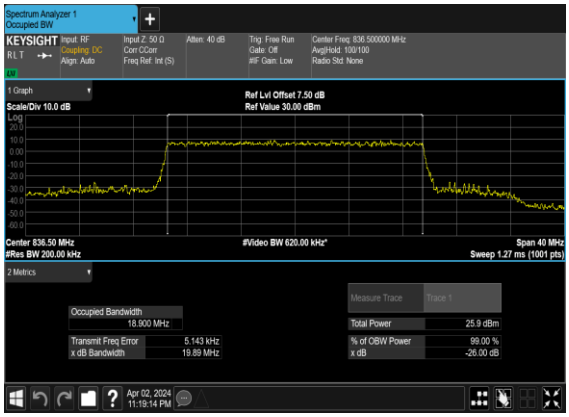

N26(20M)_CP-OFDM_256 QAM_Outer_Full_Mid_CH

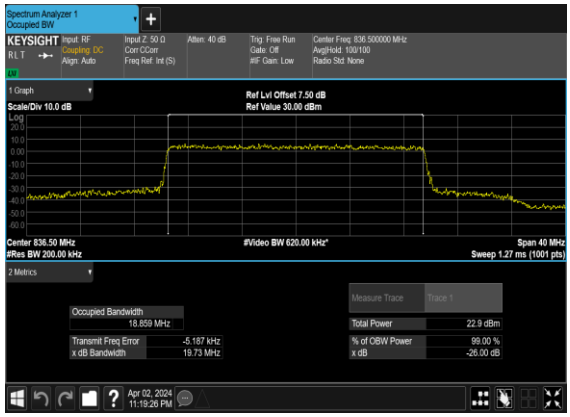

Conducted Spurious Emissions

NR Band	SCS (kHz)	Bandwidth (MHz)	Arfcn	Freq (MHz)	Modulation	RB	Result	Verdict
26	15	5	165300	826.5	DFT-s-OFDM BPSK	1@0	see graph	**---**
26	15	5	165300	826.5	DFT-s-OFDM BPSK	1@0	see graph	**PASS**
26	15	5	165300	826.5	DFT-s-OFDM QPSK	1@0	see graph	**---**
26	15	5	165300	826.5	DFT-s-OFDM QPSK	1@0	see graph	**PASS**
26	15	5	167300	836.5	DFT-s-OFDM BPSK	1@0	see graph	**---**
26	15	5	167300	836.5	DFT-s-OFDM BPSK	1@0	see graph	**PASS**
26	15	5	167300	836.5	DFT-s-OFDM QPSK	1@0	see graph	**---**
26	15	5	167300	836.5	DFT-s-OFDM QPSK	1@0	see graph	**PASS**
26	15	5	169300	846.5	DFT-s-OFDM BPSK	1@0	see graph	**---**
26	15	5	169300	846.5	DFT-s-OFDM BPSK	1@0	see graph	**PASS**
26	15	5	169300	846.5	DFT-s-OFDM QPSK	1@0	see graph	**---**
26	15	5	169300	846.5	DFT-s-OFDM QPSK	1@0	see graph	**PASS**
26	15	10	165800	829.0	DFT-s-OFDM BPSK	1@0	see graph	**---**
26	15	10	165800	829.0	DFT-s-OFDM BPSK	1@0	see graph	**PASS**
26	15	10	165800	829.0	DFT-s-OFDM QPSK	1@0	see graph	**---**
26	15	10	165800	829.0	DFT-s-OFDM QPSK	1@0	see graph	**PASS**
26	15	10	167300	836.5	DFT-s-OFDM BPSK	1@0	see graph	**---**
26	15	10	167300	836.5	DFT-s-OFDM BPSK	1@0	see graph	**PASS**
26	15	10	167300	836.5	DFT-s-OFDM QPSK	1@0	see graph	**---**
26	15	10	167300	836.5	DFT-s-OFDM QPSK	1@0	see graph	**PASS**
26	15	10	168800	844.0	DFT-s-OFDM BPSK	1@0	see graph	**---**
26	15	10	168800	844.0	DFT-s-OFDM BPSK	1@0	see graph	**PASS**
26	15	10	168800	844.0	DFT-s-OFDM QPSK	1@0	see graph	**---**
26	15	10	168800	844.0	DFT-s-OFDM QPSK	1@0	see graph	**PASS**
26	15	20	166800	834.0	DFT-s-OFDM BPSK	1@0	see graph	**---**
26	15	20	166800	834.0	DFT-s-OFDM BPSK	1@0	see graph	**PASS**
26	15	20	166800	834.0	DFT-s-OFDM QPSK	1@0	see graph	**---**
26	15	20	166800	834.0	DFT-s-OFDM QPSK	1@0	see graph	**PASS**
26	15	20	167300	836.5	DFT-s-OFDM BPSK	1@0	see graph	**---**
26	15	20	167300	836.5	DFT-s-OFDM BPSK	1@0	see graph	**PASS**
26	15	20	167300	836.5	DFT-s-OFDM QPSK	1@0	see graph	**---**
26	15	20	167300	836.5	DFT-s-OFDM QPSK	1@0	see graph	**PASS**
26	15	20	167800	839.0	DFT-s-OFDM BPSK	1@0	see graph	**---**
26	15	20	167800	839.0	DFT-s-OFDM BPSK	1@0	see graph	**PASS**
26	15	20	167800	839.0	DFT-s-OFDM QPSK	1@0	see graph	**---**
26	15	20	167800	839.0	DFT-s-OFDM QPSK	1@0	see graph	**PASS**

N26(5M)_DFT-s-OFDM_BPSK_Edge_1RB_Left_Low_CH

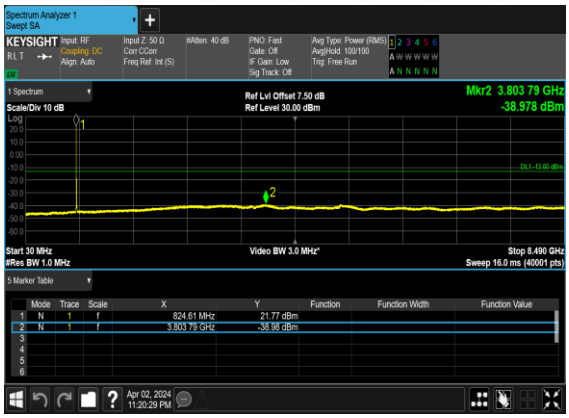

N26(5M)_DFT-s-OFDM_QPSK_Edge_1RB_Left_Low_CH

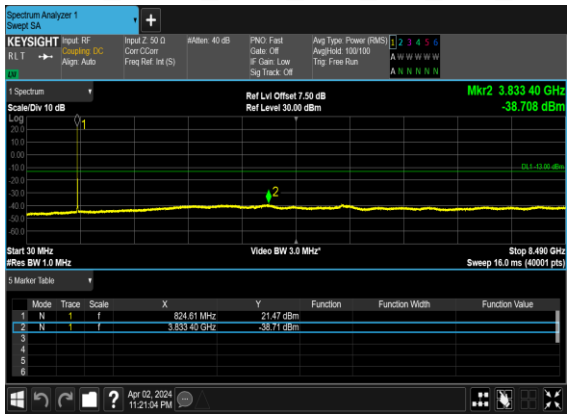

N26(5M)_DFT-s-OFDM_BPSK_Edge_1RB_Left_Mid_CH

N26(5M)_DFT-s-OFDM_QPSK_Edge_1RB_Left_Mid_CH

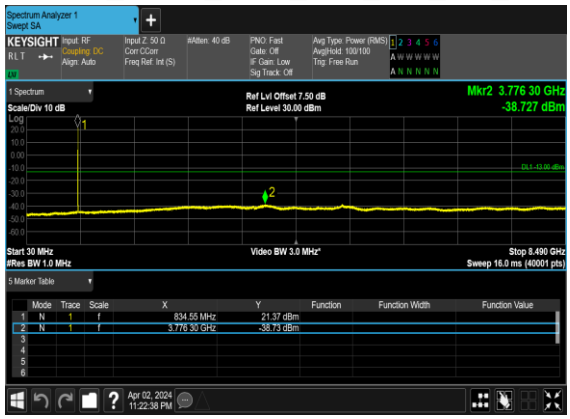

N26(5M)_DFT-s-OFDM_BPSK_Edge_1RB_Left_High_CH

N26(5M)_DFT-s-OFDM_QPSK_Edge_1RB_Left_High_CH

N26(10M)_DFT-s-OFDM_BPSK_Edge_1RB_Left_Low_CH

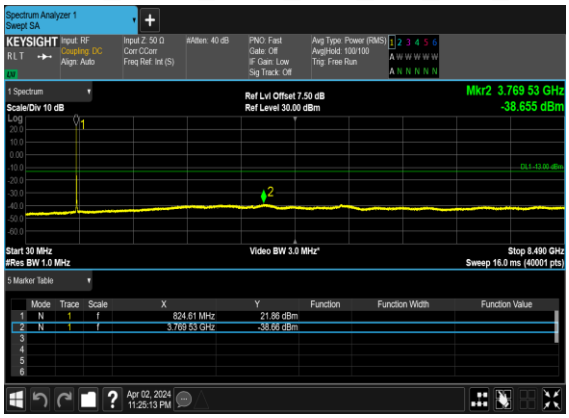

N26(10M)_DFT-s-OFDM_QPSK_Edge_1RB_Left_Low_CH

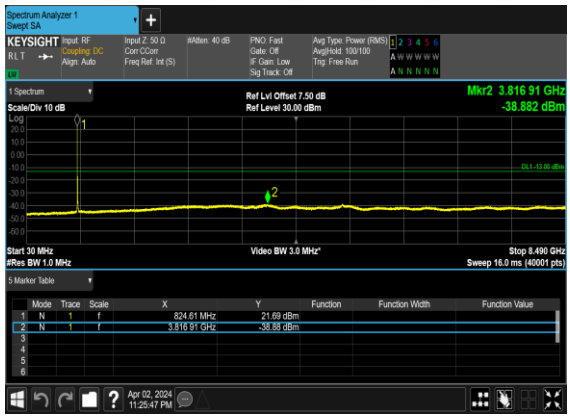

N26(10M)_DFT-s-OFDM_BPSK_Edge_1RB_Left_Mid_CH

N26(10M)_DFT-s-OFDM_QPSK_Edge_1RB_Left_Mid_CH

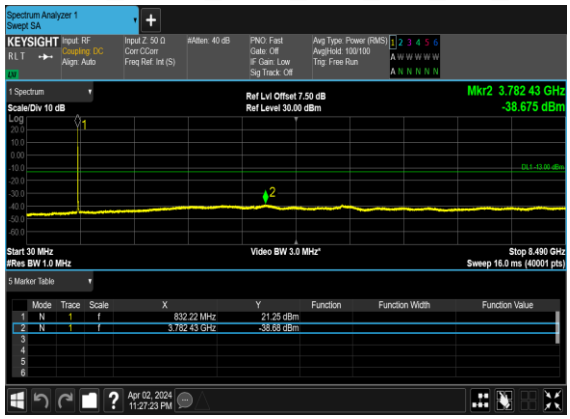

N26(10M)_DFT-s-OFDM_BPSK_Edge_1RB_Left_High_CH

N26(10M)_DFT-s-OFDM_QPSK_Edge_1RB_Left_High_CH

N26(20M)_DFT-s-OFDM_BPSK_Edge_1RB_Left_Low_CH

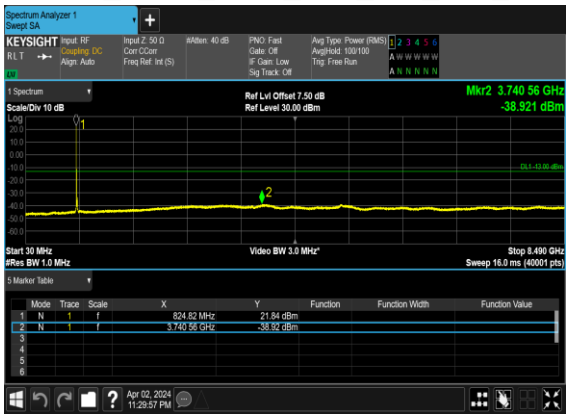

N26(20M)_DFT-s-OFDM_QPSK_Edge_1RB_Left_Low_CH

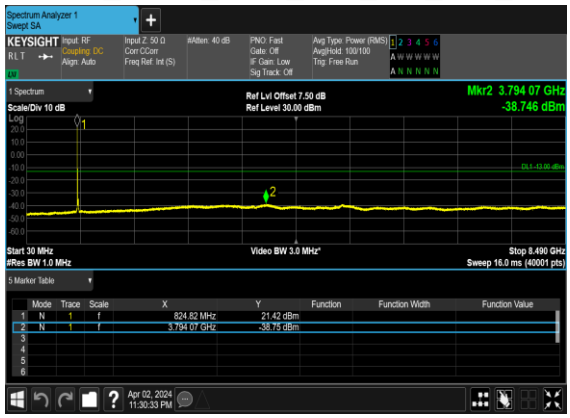

N26(20M)_DFT-s-OFDM_BPSK_Edge_1RB_Left_Mid_CH

N26(20M)_DFT-s-OFDM_QPSK_Edge_1RB_Left_Mid_CH

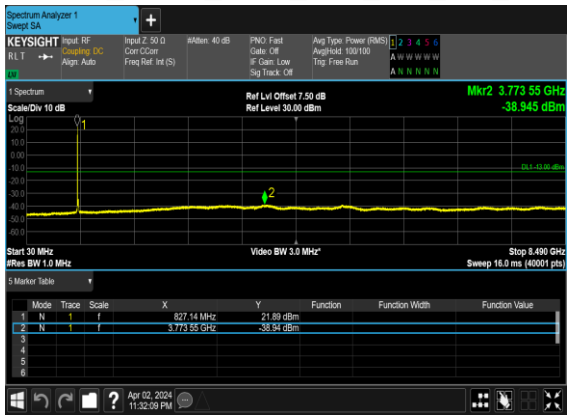

N26(20M)_DFT-s-OFDM_BPSK_Edge_1RB_Left_High_CH

N26(20M)_DFT-s-OFDM_QPSK_Edge_1RB_Left_High_CH

Conducted Band Edge

NR Band	SCS (kHz)	Bandwidth (MHz)	Arfcn	Freq (MHz)	Modulation	RB	Result	Verdict
26	15	5	165300	826.5	DFT-s-OFDM BPSK	1@0	see graph	**PASS**
26	15	5	165300	826.5	DFT-s-OFDM QPSK	1@0	see graph	**PASS**
26	15	5	165300	826.5	DFT-s-OFDM BPSK	25@0	see graph	**PASS**
26	15	5	165300	826.5	DFT-s-OFDM QPSK	25@0	see graph	**PASS**
26	15	5	169300	846.5	DFT-s-OFDM BPSK	1@24	see graph	**PASS**
26	15	5	169300	846.5	DFT-s-OFDM QPSK	1@24	see graph	**PASS**
26	15	5	169300	846.5	DFT-s-OFDM BPSK	25@0	see graph	**PASS**
26	15	5	169300	846.5	DFT-s-OFDM QPSK	25@0	see graph	**PASS**
26	15	10	165800	829.0	DFT-s-OFDM BPSK	1@0	see graph	**PASS**
26	15	10	165800	829.0	DFT-s-OFDM QPSK	1@0	see graph	**PASS**
26	15	10	165800	829.0	DFT-s-OFDM BPSK	50@0	see graph	**PASS**
26	15	10	165800	829.0	DFT-s-OFDM QPSK	50@0	see graph	**PASS**
26	15	10	168800	844.0	DFT-s-OFDM BPSK	1@51	see graph	**PASS**
26	15	10	168800	844.0	DFT-s-OFDM QPSK	1@51	see graph	**PASS**
26	15	10	168800	844.0	DFT-s-OFDM BPSK	50@0	see graph	**PASS**
26	15	10	168800	844.0	DFT-s-OFDM QPSK	50@0	see graph	**PASS**
26	15	20	166800	834.0	DFT-s-OFDM BPSK	1@0	see graph	**PASS**
26	15	20	166800	834.0	DFT-s-OFDM QPSK	1@0	see graph	**PASS**
26	15	20	166800	834.0	DFT-s-OFDM BPSK	100@0	see graph	**PASS**
26	15	20	166800	834.0	DFT-s-OFDM QPSK	100@0	see graph	**PASS**
26	15	20	167800	839.0	DFT-s-OFDM BPSK	1@105	see graph	**PASS**
26	15	20	167800	839.0	DFT-s-OFDM QPSK	1@105	see graph	**PASS**
26	15	20	167800	839.0	DFT-s-OFDM BPSK	100@0	see graph	**PASS**
26	15	20	167800	839.0	DFT-s-OFDM QPSK	100@0	see graph	**PASS**

N26(5M)_DFT-s-OFDM_BPSK_Edge_1RB_Left_Low_CH

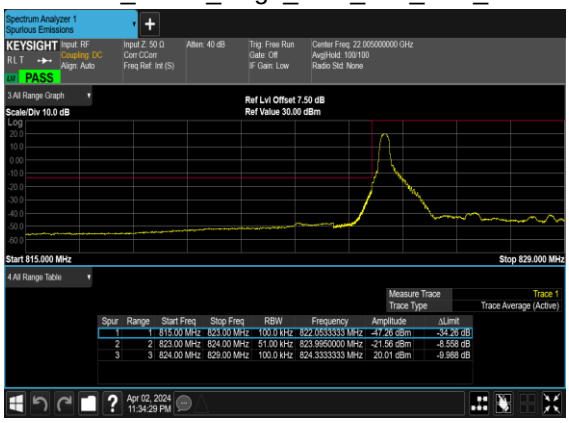

N26(5M)_DFT-s-OFDM_QPSK_Edge_1RB_Left_Low_CH

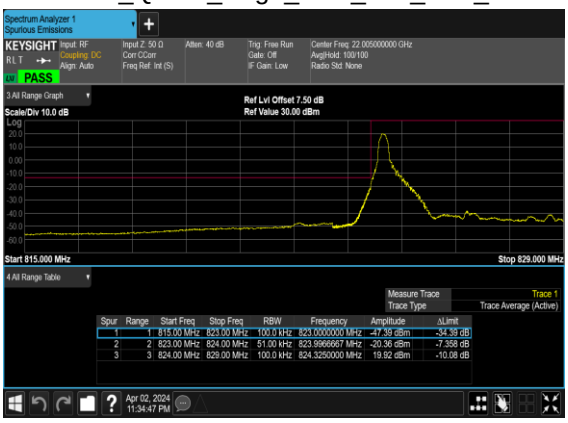

N26(5M)_DFT-s-OFDM_BPSK_Outer_Full_Low_CH

N26(5M)_DFT-s-OFDM_QPSK_Outer_Full_Low_CH

N26(5M)_DFT-s-OFDM_BPSK_Edge_1RB_Right_High_CH

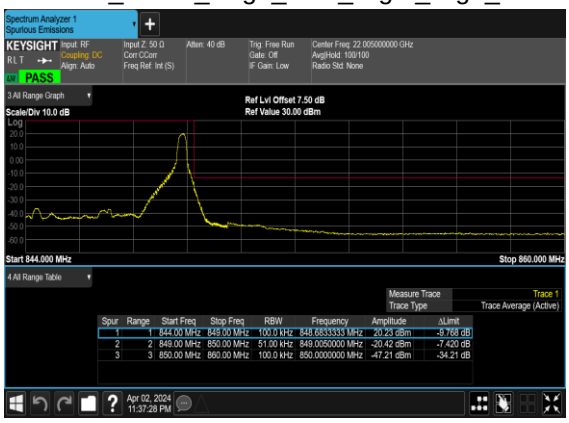

N26(5M)_DFT-s-OFDM_QPSK_Edge_1RB_Right_High_CH

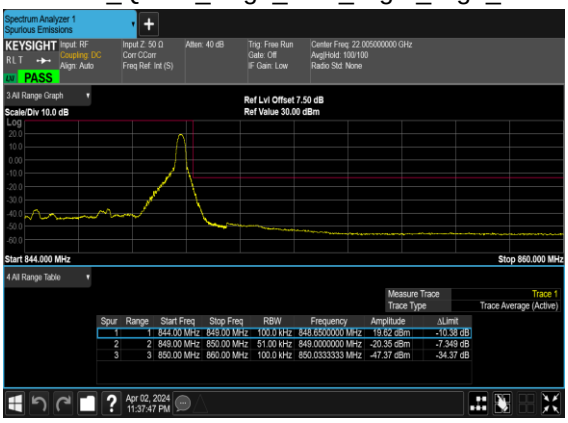

N26(5M)_DFT-s-OFDM_BPSK_Outer_Full_High_CH

N26(5M)_DFT-s-OFDM_QPSK_Outer_Full_High_CH

N26(10M)_DFT-s-OFDM_BPSK_Edge_1RB_Left_Low_CH

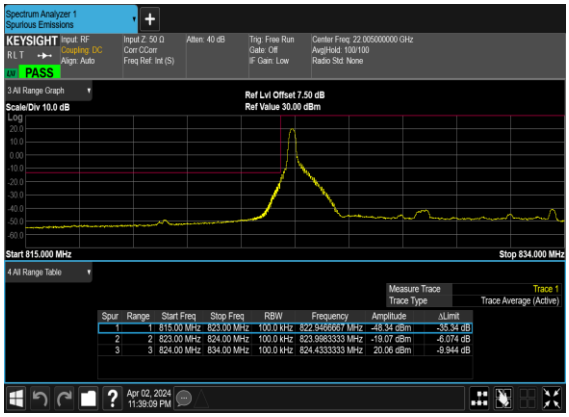

N26(10M)_DFT-s-OFDM_QPSK_Edge_1RB_Left_Low_CH

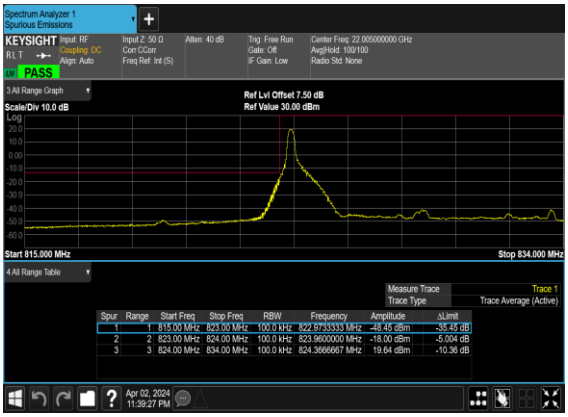

N26(10M)_DFT-s-OFDM_BPSK_Outer_Full_Low_CH

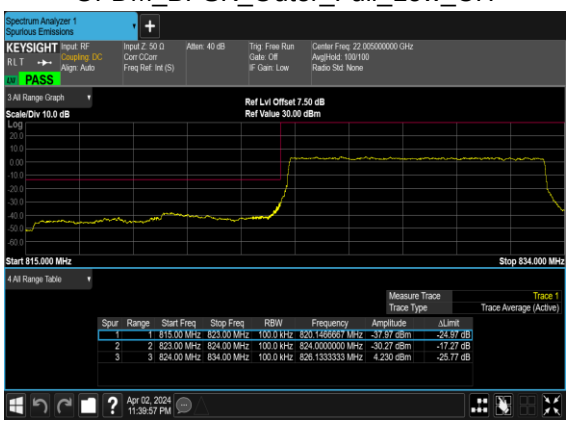

N26(10M)_DFT-s-OFDM_QPSK_Outer_Full_Low_CH

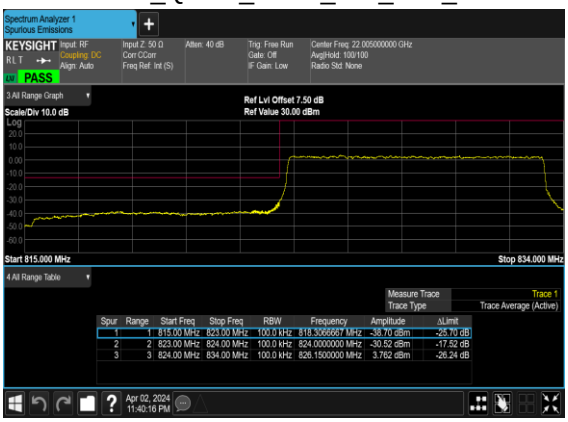

N26(10M)_DFT-s-OFDM_BPSK_Edge_1RB_Right_High_CH

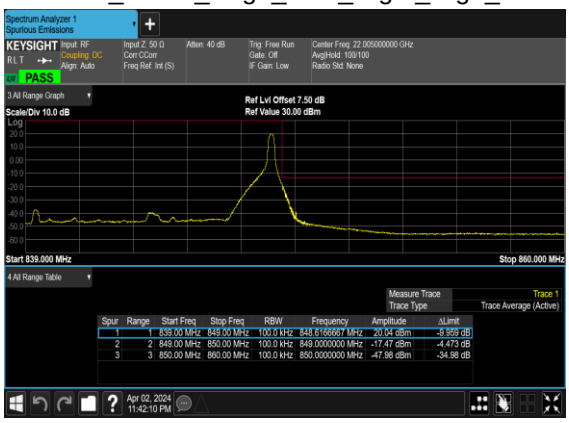

N26(10M)_DFT-s-OFDM_QPSK_Edge_1RB_Right_High_CH

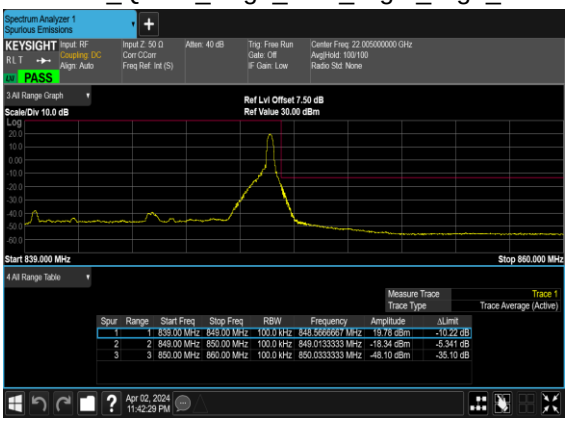

N26(10M)_DFT-s-OFDM_BPSK_Outer_Full_High_CH

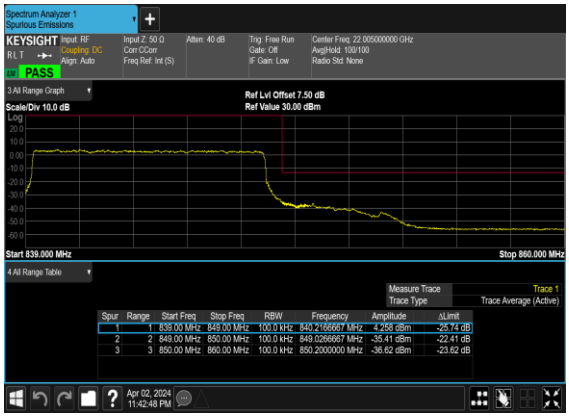

N26(10M)_DFT-s-OFDM_QPSK_Outer_Full_High_CH

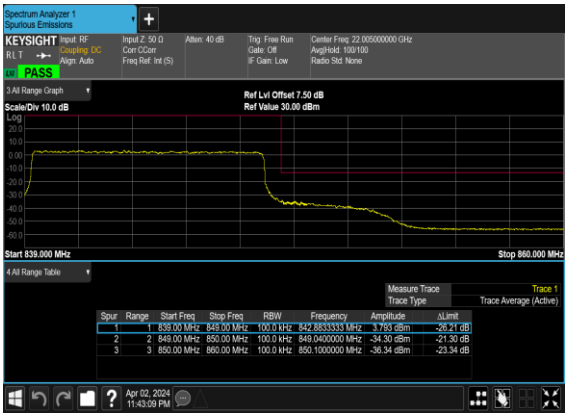

N26(20M)_DFT-s-OFDM_BPSK_Edge_1RB_Left_Low_CH

N26(20M)_DFT-s-OFDM_QPSK_Edge_1RB_Left_Low_CH

N26(20M)_DFT-s-OFDM_BPSK_Outer_Full_Low_CH

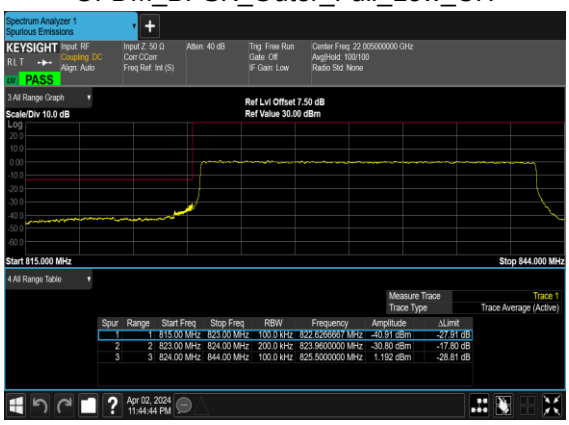

N26(20M)_DFT-s-OFDM_QPSK_Outer_Full_Low_CH

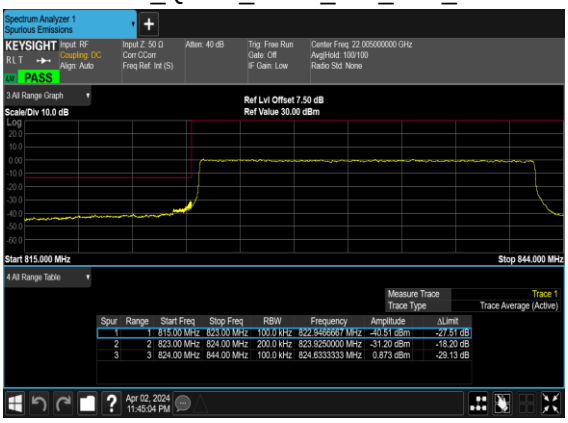

N26(20M)_DFT-s-OFDM_BPSK_Edge_1RB_Right_High_CH

N26(20M)_DFT-s-OFDM_QPSK_Edge_1RB_Right_High_CH

N26(20M)_DFT-s-OFDM_BPSK_Outer_Full_High_CH

N26(20M)_DFT-s-OFDM_QPSK_Outer_Full_High_CH

Appendix B. Test Results of Radiated Test

Radiated Spurious Emission

Test Engineer :	Zhaohui Liang	Temperature :	22~25℃
		Relative Humidity :	48~52%

N5 SA / NR 25MHz / QPSK / Sample 1 & Monopole Antenna									
Channel	Frequency (MHz)	EIRP (dBm)	Limit (dBm)	Over Limit (dB)	SPA Reading (dBm)	S.G. Power (dBm)	TX Cable loss (dB)	TX Antenna Gain (dBi)	Polarization (H/V)
Lowest	1650	-65.30	-13	-52.30	-77.39	-68.53	3.98	9.36	H
	2475	-59.64	-13	-46.64	-78.89	-63.19	4.85	10.55	H
	3300	-59.33	-13	-46.33	-80.38	-64.26	5.50	12.58	H
	1650	-64.72	-13	-51.72	-77.45	-67.95	3.98	9.36	V
	2475	-59.28	-13	-46.28	-78.85	-62.83	4.85	10.55	V
	3300	-58.18	-13	-45.18	-80.12	-63.11	5.50	12.58	V
Middle	1654.5	-65.25	-13	-52.25	-77.38	-68.50	4.00	9.40	H
	2481.75	-59.57	-13	-46.57	-78.82	-63.14	4.88	10.60	H
	3309	-59.10	-13	-46.10	-80.25	-64.03	5.52	12.60	H
	1654.5	-64.39	-13	-51.39	-77.16	-67.64	4.00	9.40	V
	2481.75	-59.62	-13	-46.62	-79.19	-63.19	4.88	10.60	V
	3309	-58.24	-13	-45.24	-80.09	-63.17	5.52	12.60	V
Highest	1660	-65.38	-13	-52.38	-77.58	-68.55	4.10	9.42	H
	2490	-60.09	-13	-47.09	-79.47	-63.67	4.90	10.63	H
	3320	-59.27	-13	-46.27	-80.42	-64.19	5.55	12.62	H
	1660	-64.67	-13	-51.67	-77.54	-67.84	4.10	9.42	V
	2490	-60.04	-13	-47.04	-79.68	-63.62	4.90	10.63	V
	3320	-58.65	-13	-45.65	-80.50	-63.57	5.55	12.62	V

EN-DC_48A_n5A / LTE 10MHz + NR 25MHz / QPSK / Sample 1 & Monopole Antenna									
Channel	Frequency (MHz)	EIRP (dBm)	Limit (dBm)	Over Limit (dB)	SPA Reading (dBm)	S.G. Power (dBm)	TX Cable loss (dB)	TX Antenna Gain (dBi)	Polarization (H/V)
NR n5 Lowest	1650	-69.89	-13	-56.89	-62.87	-73.12	3.98	9.36	H
	2475	-64.68	-13	-51.68	-64.22	-68.23	4.85	10.55	H
	3300	-63.34	-13	-50.34	-64.75	-68.27	5.50	12.58	H
	1650	-69.37	-13	-56.37	-62.99	-72.60	3.98	9.36	V
	2475	-64.28	-13	-51.28	-64.14	-67.83	4.85	10.55	V
	3300	-62.51	-13	-49.51	-64.81	-67.44	5.50	12.58	V
LTE Band48 Lowest	7241.00	-56.80	-40	-16.80	-65.48	-60.10	8.30	11.60	H
	10861.50	-53.66	-40	-13.66	-67.44	-55.18	10.48	12.00	H
	14482.00	-53.15	-40	-13.15	-69.39	-54.85	11.80	13.50	H
	7241.00	-55.54	-40	-15.54	-65.95	-58.84	8.30	11.60	V
	10861.50	-52.33	-40	-12.33	-67.75	-53.85	10.48	12.00	V
	14482.00	-53.97	-40	-13.97	-69.81	-55.67	11.80	13.50	V
NR n5 Middle	1654.5	-70.19	-13	-57.19	-63.17	-73.44	4.00	9.40	H
	2481.75	-64.53	-13	-51.53	-64.07	-68.10	4.88	10.60	H
	3309	-63.36	-13	-50.36	-64.87	-68.29	5.52	12.60	H
	1654.5	-69.28	-13	-56.28	-62.90	-72.53	4.00	9.40	V
	2481.75	-64.25	-13	-51.25	-64.11	-67.82	4.88	10.60	V
	3309	-62.30	-13	-49.30	-64.51	-67.23	5.52	12.60	V
LTE Band48 Middle	7241.00	-57.51	-40	-17.51	-66.19	-60.81	8.30	11.60	H
	10861.50	-53.60	-40	-13.60	-67.38	-55.12	10.48	12.00	H
	14482.00	-53.07	-40	-13.07	-69.31	-54.77	11.80	13.50	H
	7241.00	-55.63	-40	-15.63	-66.04	-58.93	8.30	11.60	V
	10861.50	-51.83	-40	-11.83	-67.25	-53.35	10.48	12.00	V
	14482.00	-53.96	-40	-13.96	-69.80	-55.66	11.80	13.50	V
NR n5 Highest	1660	-70.04	-13	-57.04	-63.09	-73.21	4.10	9.42	H
	2490	-64.58	-13	-51.58	-64.25	-68.16	4.90	10.63	H
	3320	-63.27	-13	-50.27	-64.78	-68.19	5.55	12.62	H
	1660	-69.39	-13	-56.39	-63.11	-72.56	4.10	9.42	V
	2490	-64.41	-13	-51.41	-64.34	-67.99	4.90	10.63	V
	3320	-62.93	-13	-49.93	-65.14	-67.85	5.55	12.62	V
LTE Band48 Highest	7241.00	-57.04	-40	-17.04	-65.72	-60.34	8.30	11.60	H
	10861.50	-53.78	-40	-13.78	-67.56	-55.30	10.48	12.00	H
	14482.00	-53.42	-40	-13.42	-69.66	-55.12	11.80	13.50	H
	7241.00	-55.61	-40	-15.61	-66.02	-58.91	8.30	11.60	V
	10861.50	-52.35	-40	-12.35	-67.77	-53.87	10.48	12.00	V
	14482.00	-53.88	-40	-13.88	-69.72	-55.58	11.80	13.50	V

N25 SA / NR 45MHz / QPSK / Sample 1 & Monopole Antenna									
Channel	Frequency (MHz)	EIRP (dBm)	Limit (dBm)	Over Limit (dB)	SPA Reading (dBm)	S.G. Power (dBm)	TX Cable loss (dB)	TX Antenna Gain (dBi)	Polarization (H/V)
Lowest	3701.8	-56.75	-13	-43.75	-79.93	-63.51	5.82	12.58	H
	5552.7	-57.07	-13	-44.07	-81.82	-62.79	7.28	13.00	H
	7403.6	-53.92	-13	-40.92	-81.30	-57.08	8.32	11.48	H
	3701.8	-54.90	-13	-41.90	-79.77	-61.66	5.82	12.58	V
	5552.7	-52.65	-13	-39.65	-77.83	-58.37	7.28	13.00	V
	7403.6	-53.28	-13	-40.28	-80.63	-56.44	8.32	11.48	V
Middle	3721.8	-56.25	-13	-43.25	-78.86	-63.00	5.85	12.60	H
	5582.7	-54.74	-13	-41.74	-79.39	-60.54	7.30	13.10	H
	7443.6	-54.75	-13	-41.75	-81.97	-57.90	8.35	11.50	H
	3721.8	-50.39	-13	-37.39	-75.85	-57.14	5.85	12.60	V
	5582.7	-49.82	-13	-36.82	-75.17	-55.62	7.30	13.10	V
	7443.6	-54.03	-13	-41.03	-81.23	-57.18	8.35	11.50	V
Highest	3741.8	-57.16	-13	-44.16	-80.20	-63.90	5.88	12.62	H
	5612.7	-56.90	-13	-43.90	-81.48	-62.71	7.32	13.13	H
	7483.6	-54.70	-13	-41.70	-81.78	-57.86	8.38	11.54	H
	3741.8	-54.71	-13	-41.71	-79.76	-61.45	5.88	12.62	V
	5612.7	-52.29	-13	-39.29	-77.72	-58.10	7.32	13.13	V
	7483.6	-54.58	-13	-41.58	-81.64	-57.74	8.38	11.54	V

EN-DC_66A_n25A / LTE 10MHz + NR 45MHz / Sample 1 & Monopole Antenna									
Channel	Frequency (MHz)	EIRP (dBm)	Limit (dBm)	Over Limit (dB)	SPA Reading (dBm)	S.G. Power (dBm)	TX Cable loss (dB)	TX Antenna Gain (dBi)	Polarization (H/V)
NR n25 Lowest	3701.8	-56.72	-13	-43.72	-79.90	-63.48	5.82	12.58	H
	5552.7	-56.80	-13	-43.80	-81.55	-62.52	7.28	13.00	H
	7403.6	-53.87	-13	-40.87	-81.25	-57.03	8.32	11.48	H
	3701.8	-54.75	-13	-41.75	-79.62	-61.51	5.82	12.58	V
	5552.7	-54.32	-13	-41.32	-79.5	-60.04	7.28	13.00	V
	7403.6	-53.92	-13	-40.92	-81.27	-57.08	8.32	11.48	V
LTE Band66 Lowest	3481	-58.42	-13	-45.42	-80.46	-65.27	5.65	12.50	H
	5221.5	-56.68	-13	-43.68	-81.56	-62.35	7.13	12.80	H
	6962	-55.32	-13	-42.32	-81.70	-58.72	8.40	11.80	H
	3481	-55.78	-13	-42.78	-78.49	-62.63	5.65	12.50	V
	5221.5	-56.56	-13	-43.56	-81.61	-62.23	7.13	12.80	V
	6962	-54.63	-13	-41.63	-81.56	-58.03	8.40	11.80	V
NR n25 Middle	3721.8	-56.32	-13	-43.32	-78.93	-63.07	5.85	12.60	H
	5582.7	-56.41	-13	-43.41	-81.06	-62.21	7.30	13.10	H
	7443.6	-54.08	-13	-41.08	-81.30	-57.23	8.35	11.50	H
	3721.8	-53.17	-13	-40.17	-78.63	-59.92	5.85	12.60	V
	5582.7	-53.73	-13	-40.73	-79.08	-59.53	7.30	13.10	V
	7443.6	-53.84	-13	-40.84	-81.04	-56.99	8.35	11.50	V
LTE Band66 Middle	3481	-57.82	-13	-44.82	-79.86	-64.67	5.65	12.50	H
	5221.5	-56.16	-13	-43.16	-81.04	-61.83	7.13	12.80	H
	6962	-54.24	-13	-41.24	-80.62	-57.64	8.40	11.80	H
	3481	-54.95	-13	-41.95	-77.66	-61.80	5.65	12.50	V
	5221.5	-56.22	-13	-43.22	-81.27	-61.89	7.13	12.80	V
	6962	-53.98	-13	-40.98	-80.91	-57.38	8.40	11.80	V
NR n25 Highest	3741.8	-57.52	-13	-44.52	-80.56	-64.26	5.88	12.62	H
	5612.7	-57.31	-13	-44.31	-81.89	-63.12	7.32	13.13	H
	7483.6	-54.56	-13	-41.56	-81.64	-57.72	8.38	11.54	H
	3741.8	-54.49	-13	-41.49	-79.54	-61.23	5.88	12.62	V
	5612.7	-55.75	-13	-42.75	-81.18	-61.56	7.32	13.13	V
	7483.6	-54.79	-13	-41.79	-81.85	-57.95	8.38	11.54	V
LTE Band66 Highest	3481	-58.38	-13	-45.38	-80.42	-65.23	5.65	12.50	H
	5221.5	-57.10	-13	-44.10	-81.98	-62.77	7.13	12.80	H
	6962	-55.41	-13	-42.41	-81.79	-58.81	8.40	11.80	H
	3481	-54.96	-13	-41.96	-77.67	-61.81	5.65	12.50	V
	5221.5	-56.65	-13	-43.65	-81.7	-62.32	7.13	12.80	V
	6962	-54.38	-13	-41.38	-81.31	-57.78	8.40	11.80	V

N26 SA / NR 20MHz / Sample 1 & Monopole Antenna									
Channel	Frequency (MHz)	ERP (dBm)	Limit (dBm)	Over Limit (dB)	SPA Reading (dBm)	S.G. Power (dBm)	TX Cable loss (dB)	TX Antenna Gain (dBi)	Polarization (H/V)
Lowest	1650	-64.98	-13	-51.98	-77.07	-68.21	3.98	9.36	H
	2475	-59.59	-13	-46.59	-78.84	-63.14	4.85	10.55	H
	3300	-59.10	-13	-46.10	-80.15	-64.03	5.50	12.58	H
	1650	-64.32	-13	-51.32	-77.05	-67.55	3.98	9.36	V
	2475	-59.18	-13	-46.18	-78.75	-62.73	4.85	10.55	V
	3300	-57.99	-13	-44.99	-79.93	-62.92	5.50	12.58	V
Middle	1654	-65.36	-13	-52.36	-77.49	-68.61	4.00	9.40	H
	2481	-59.55	-13	-46.55	-78.80	-63.12	4.88	10.60	H
	3308	-59.31	-13	-46.31	-80.46	-64.24	5.52	12.60	H
	1654	-64.70	-13	-51.70	-77.47	-67.95	4.00	9.40	V
	2481	-59.23	-13	-46.23	-78.80	-62.80	4.88	10.60	V
	3308	-58.17	-13	-45.17	-80.02	-63.10	5.52	12.60	V
Highest	1660	-65.13	-13	-52.13	-77.33	-68.30	4.10	9.42	H
	2490	-59.51	-13	-46.51	-78.89	-63.09	4.90	10.63	H
	3320	-59.05	-13	-46.05	-80.20	-63.97	5.55	12.62	H
	1660	-64.52	-13	-51.52	-77.39	-67.69	4.10	9.42	V
	2490	-59.48	-13	-46.48	-79.12	-63.06	4.90	10.63	V
	3320	-57.51	-13	-44.51	-79.36	-62.43	5.55	12.62	V