| Mode | 32 | |
|---|---|---|
| | Band Edge | |
| | 2400-2483.5_802.11ax HE20_CH11_2462MHz | |
| ANT | 1+2 | |
| Pol. | Vertical | Fundamental |
| Peak | 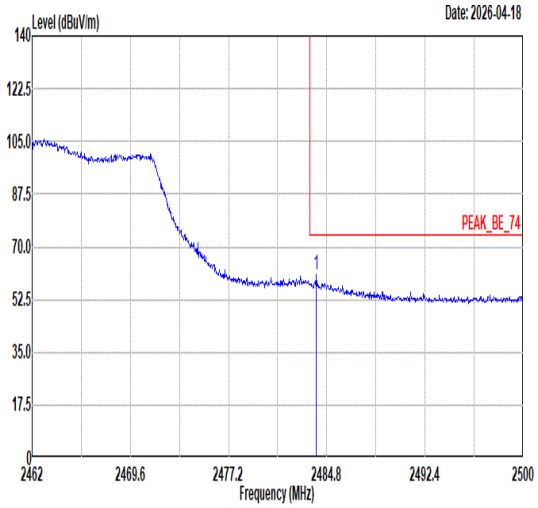 <br>Freq Level Limit Line Margin (dB) Read Level Ant Factor Cable Loss Preamp Factor APos TPos Remark<br>MHz dBuV/m dBuV/m dBuV dB/m dB dB cm deg<br>1 2484.00 60.82 74.00 -13.18 52.67 32.37 7.99 32.21 106 293 PEAK | 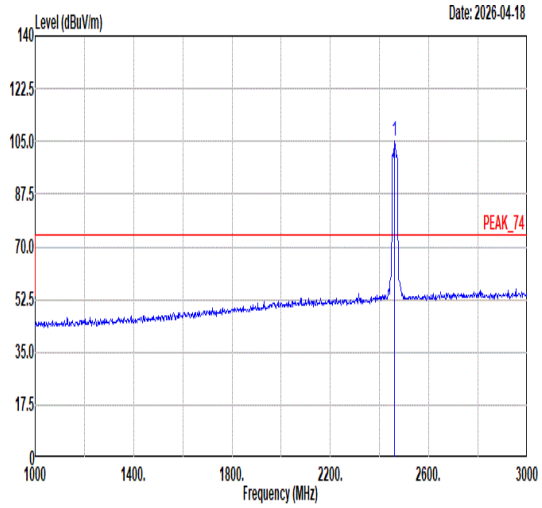 <br>Freq Level Limit Line Margin (dB) Read Level Ant Factor Cable Loss Preamp Factor APos TPos Remark<br>MHz dBuV/m dBuV/m dBuV dB/m dB dB cm deg<br>1 2462.00 105.37 ------ ------ 97.31 32.33 7.95 32.22 106 293 PEAK |
| Avg | 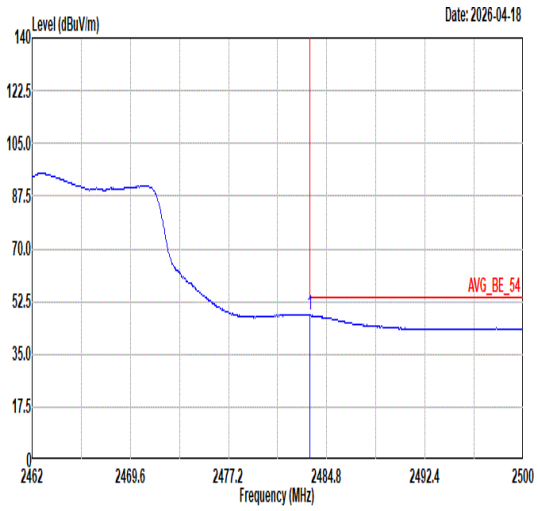 <br>Freq Level Limit Line Margin (dB) Read Level Ant Factor Cable Loss Preamp Factor APos TPos Remark<br>MHz dBuV/m dBuV/m dBuV dB/m dB dB cm deg<br>1 2483.51 47.88 54.00 -6.12 39.73 32.37 7.99 32.21 106 293 AVERAGE | 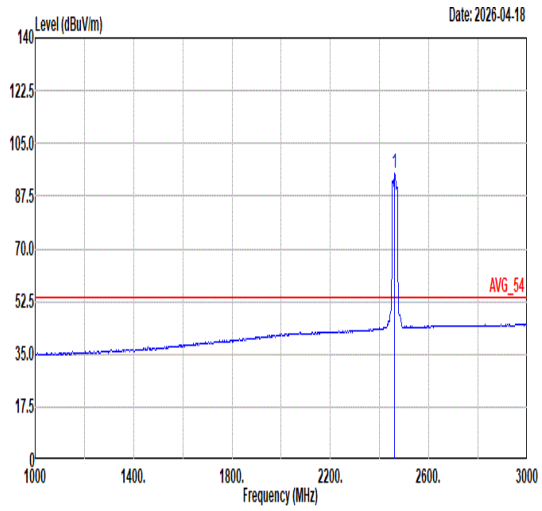 <br>Freq Level Limit Line Margin (dB) Read Level Ant Factor Cable Loss Preamp Factor APos TPos Remark<br>MHz dBuV/m dBuV/m dBuV dB/m dB dB cm deg<br>1 2462.00 95.25 ------ ------ 87.18 32.33 7.96 32.22 106 293 AVERAGE |

| Mode | 32 | |
|---|---|---|
| | Harmonic | |
| | 2400-2483.5_802.11ax HE20_CH11_2462MHz | |
| ANT | 1+2 | |
| Pol. | Horizontal | Vertical |
| Peak<br>Avg | 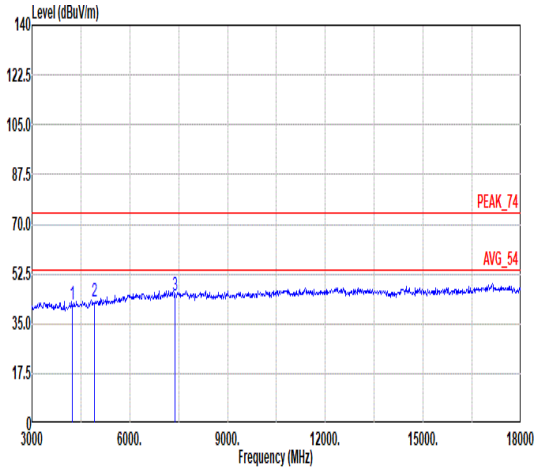 <br><br>Freq Level Limit Line Margin Read Level Ant Factor Cable Loss Preamp Factor APos TPos Remark<br>MHz dBuV/m dBuV/m dB dBuV dB/m dB dB cm deg<br>1 4245.00 41.94 74.00 -32.06 62.84 33.70 10.30 64.90 --- --- Peak<br>2 4924.00 42.65 74.00 -31.35 62.36 34.15 10.94 64.80 --- --- Peak<br>3 7386.00 44.87 74.00 -29.13 60.13 35.55 13.60 64.41 --- --- Peak | 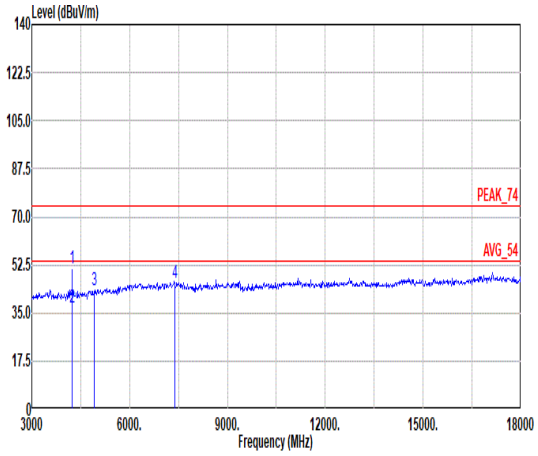 <br><br>Freq Level Limit Line Margin Read Level Ant Factor Cable Loss Preamp Factor APos TPos Remark<br>MHz dBuV/m dBuV/m dB dBuV dB/m dB dB cm deg<br>1 4245.00 51.33 74.00 -22.67 72.23 33.70 10.30 64.90 340 350 Peak<br>2 4245.00 37.20 54.00 -16.80 58.10 33.70 10.30 64.90 340 350 Average<br>3 4924.00 43.52 74.00 -30.48 63.23 34.15 10.94 64.80 --- --- Peak<br>4 7386.00 46.02 74.00 -27.98 61.28 35.55 13.60 64.41 --- --- Peak |

| Mode | 33 | |
|---|---|---|
| | Band Edge - L | |
| | 2400-2483.5_802.11ax HE40_CH03_2422MHz | |
| ANT | 1+2 | |
| Pol. | Horizontal | Fundamental |
| Peak | 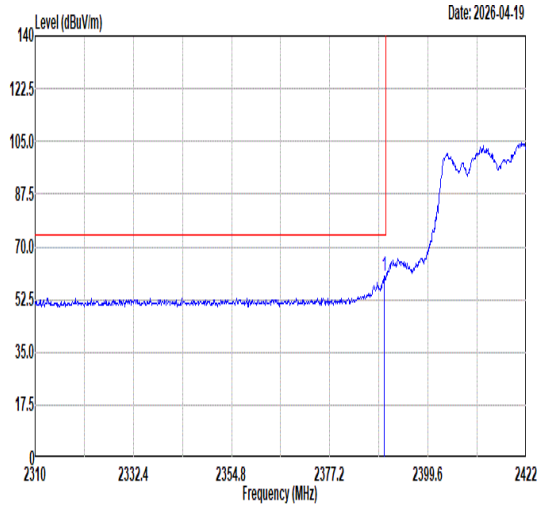 <br>Freq Level Limit Line Margin (dB) Read Level Ant Factor Cable Loss Preamp Factor APos TPos Remark<br>MHz dBuV/m dBuV/m dBuV dB/m dB dB cm deg<br>1 2389.63 60.41 74.00 -13.59 52.62 32.20 7.84 32.25 138 280 PEAK | 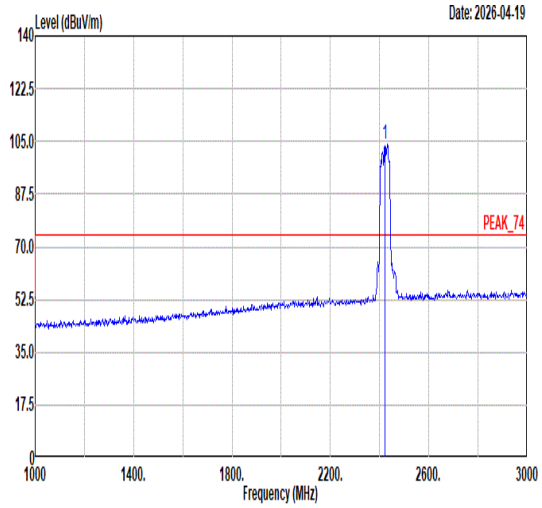 <br>Freq Level Limit Line Margin (dB) Read Level Ant Factor Cable Loss Preamp Factor APos TPos Remark<br>MHz dBuV/m dBuV/m dBuV dB/m dB dB cm deg<br>1 2422.00 104.26 ------ ------ 96.30 32.28 7.91 32.23 138 280 PEAK |
| Avg | 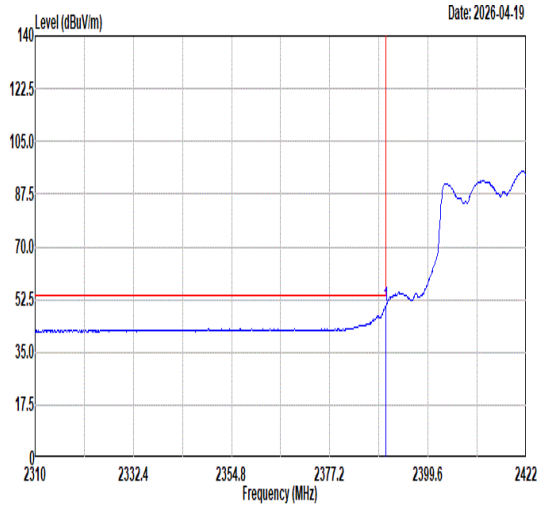 <br>Freq Level Limit Line Margin (dB) Read Level Ant Factor Cable Loss Preamp Factor APos TPos Remark<br>MHz dBuV/m dBuV/m dBuV dB/m dB dB cm deg<br>1 2389.97 50.35 54.00 -3.65 42.55 32.20 7.84 32.24 138 280 AVERAGE | 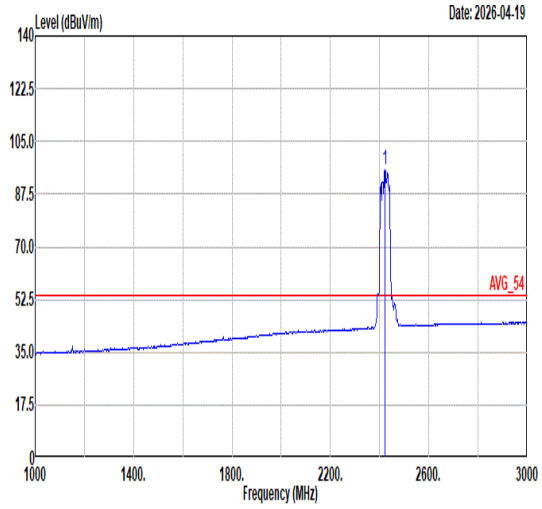 <br>Freq Level Limit Line Margin (dB) Read Level Ant Factor Cable Loss Preamp Factor APos TPos Remark<br>MHz dBuV/m dBuV/m dBuV dB/m dB dB cm deg<br>1 2422.00 95.42 ------ ------ 87.50 32.26 7.89 32.23 138 280 AVERAGE |

| Mode | 33 | |
|---|---|---|
| | Band Edge - R | |
| | 2400-2483.5_802.11ax HE40_CH03_2422MHz | |
| ANT | 1+2 | |
| Pol. | Horizontal | Fundamental |
| Peak | 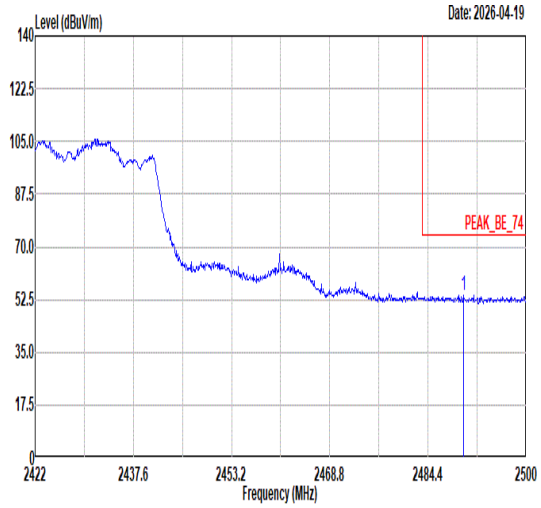 <br>Freq Level Limit Line Margin (dB) Read Level Ant Factor Cable Loss Preamp Factor APos TPos Remark<br>MHz dBuV/m dBuV/m dBuV dB/m dB dB cm deg<br>1 2490.02 54.13 74.00 -19.87 45.96 32.38 8.00 32.21 138 280 PEAK | Blank |
| Avg | 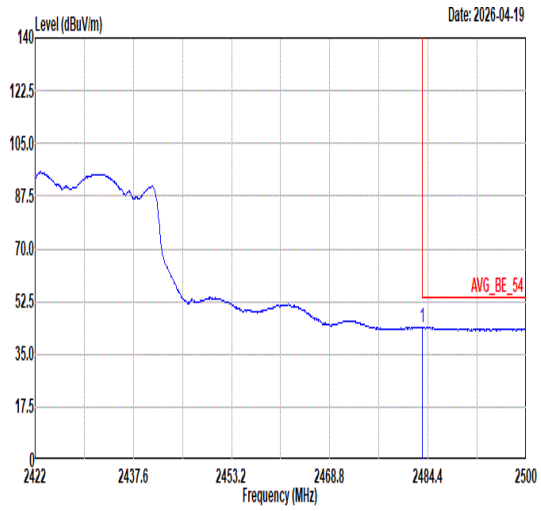 <br>Freq Level Limit Line Margin (dB) Read Level Ant Factor Cable Loss Preamp Factor APos TPos Remark<br>MHz dBuV/m dBuV/m dBuV dB/m dB dB cm deg<br>1 2483.54 43.85 54.00 -10.15 35.70 32.37 7.99 32.21 138 280 AVERAGE | Blank |

| Mode | 33 | |
|---|---|---|
| | Band Edge - L | |
| | 2400-2483.5_802.11ax HE40_CH03_2422MHz | |
| ANT | 1+2 | |
| Pol. | Vertical | Fundamental |
| Peak | 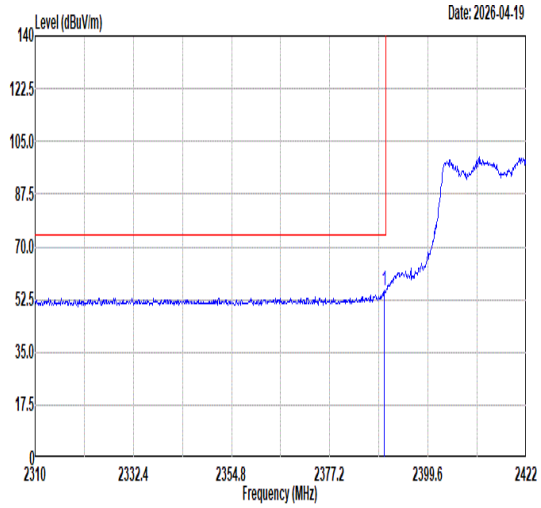 <br>Freq Level Limit Line Margin (dB) Read Level Ant Factor Cable Loss Preamp Factor APos TPos Remark<br>MHz dBuV/m dBuV/m dBuV dB/m dB dB cm deg<br>1 2389.63 55.73 74.00 -18.27 47.94 32.20 7.84 32.25 103 298 PEAK | 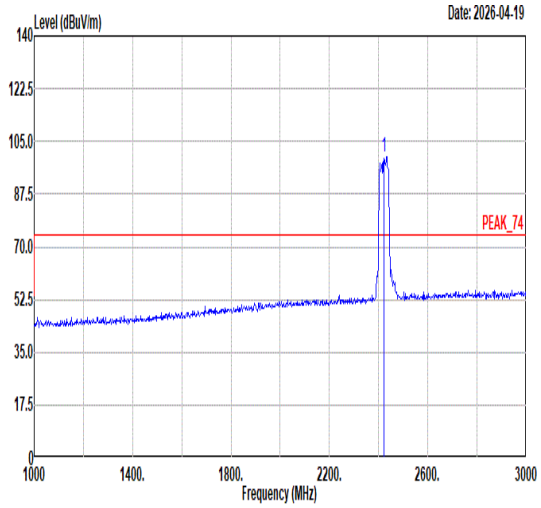 <br>Freq Level Limit Line Margin (dB) Read Level Ant Factor Cable Loss Preamp Factor APos TPos Remark<br>MHz dBuV/m dBuV/m dBuV dB/m dB dB cm deg<br>1 2422.00 99.86 ------ ------ 91.90 32.28 7.91 32.23 103 298 PEAK |
| Avg | 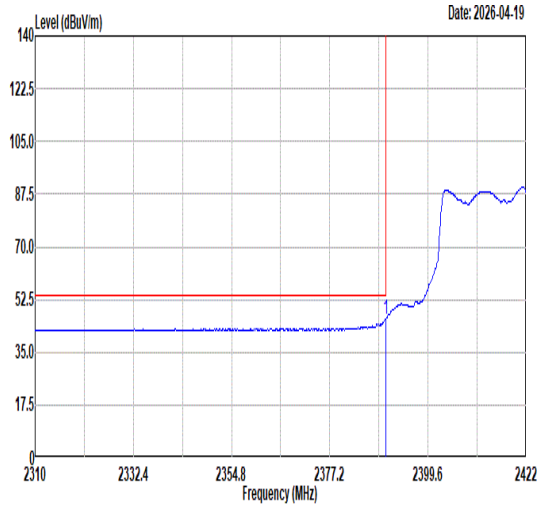 <br>Freq Level Limit Line Margin (dB) Read Level Ant Factor Cable Loss Preamp Factor APos TPos Remark<br>MHz dBuV/m dBuV/m dBuV dB/m dB dB cm deg<br>1 2389.97 46.10 54.00 -7.90 38.30 32.20 7.84 32.24 103 298 AVERAGE | 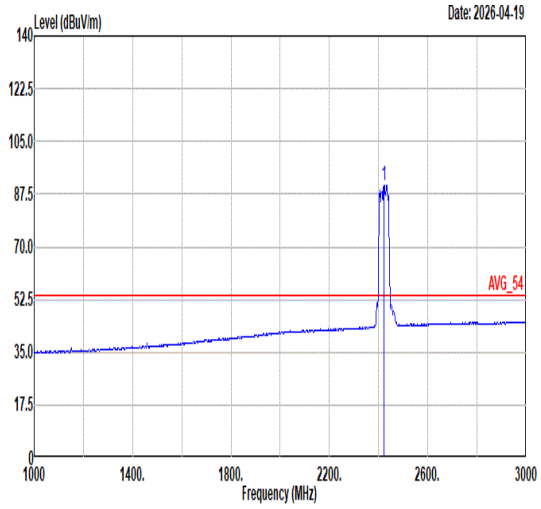 <br>Freq Level Limit Line Margin (dB) Read Level Ant Factor Cable Loss Preamp Factor APos TPos Remark<br>MHz dBuV/m dBuV/m dBuV dB/m dB dB cm deg<br>1 2422.00 90.32 ------ ------ 82.40 32.26 7.89 32.23 103 298 AVERAGE |

| Mode | 33 | |
|---|---|---|
| | Band Edge - R | |
| | 2400-2483.5_802.11ax HE40_CH03_2422MHz | |
| ANT | 1+2 | |
| Pol. | Vertical | Fundamental |
| Peak | 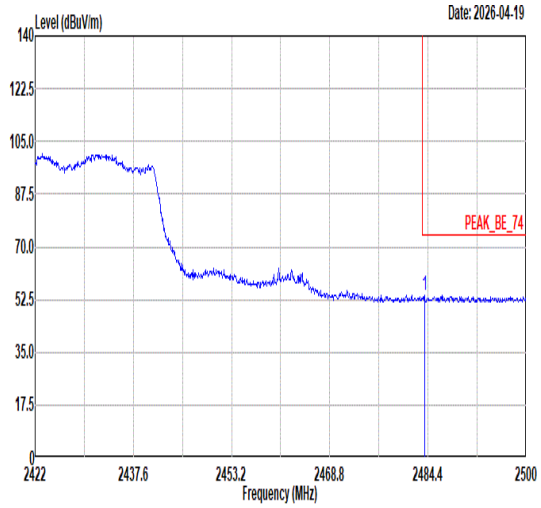 <br>Freq Level Limit Line Margin (dB) Read Level Ant Factor Cable Loss Preamp Factor APos TPos Remark<br>MHz dBuV/m dBuV/m dBuV dB/m dB dB cm deg<br>1 2483.85 54.07 74.00 -19.93 45.92 32.37 7.99 32.21 103 298 PEAK | Blank |
| Avg | 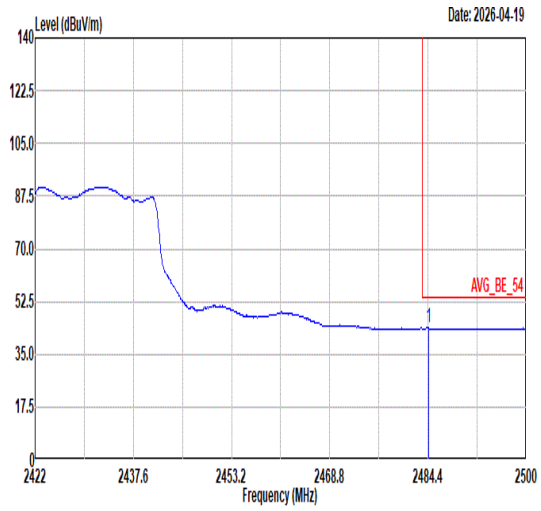 <br>Freq Level Limit Line Margin (dB) Read Level Ant Factor Cable Loss Preamp Factor APos TPos Remark<br>MHz dBuV/m dBuV/m dBuV dB/m dB dB cm deg<br>1 2484.48 43.78 54.00 -10.22 35.63 32.37 7.99 32.21 103 298 AVERAGE | Blank |

| Mode | 33 | |
|---|---|---|
| | Harmonic | |
| | 2400-2483.5_802.11ax HE40_CH03_2422MHz | |
| ANT | 1+2 | |
| Pol. | Horizontal | Vertical |
| Peak<br>Avg | 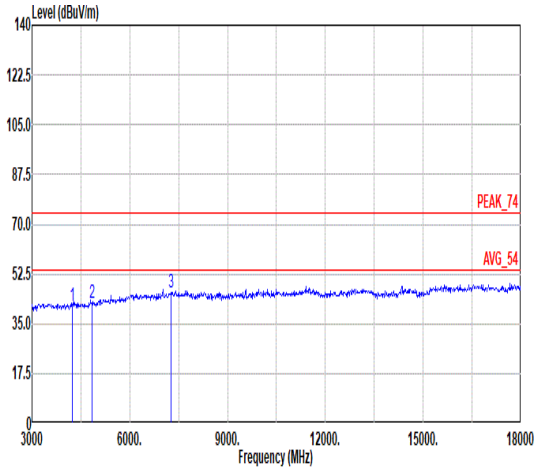 <br>Freq Level Limit Line Margin Read Level Ant Factor Cable Loss Preamp Factor APos TPos Remark<br>MHz dBuV/m dBuV/m dB dBuV dB/m dB dB cm deg<br>1 4245.00 41.42 74.00 -32.58 62.32 33.70 10.30 64.90 --- --- Peak<br>2 4844.00 42.44 74.00 -31.56 62.15 34.11 10.98 64.80 --- --- Peak<br>3 7266.00 45.78 74.00 -28.22 61.31 35.59 13.50 64.62 --- --- Peak | 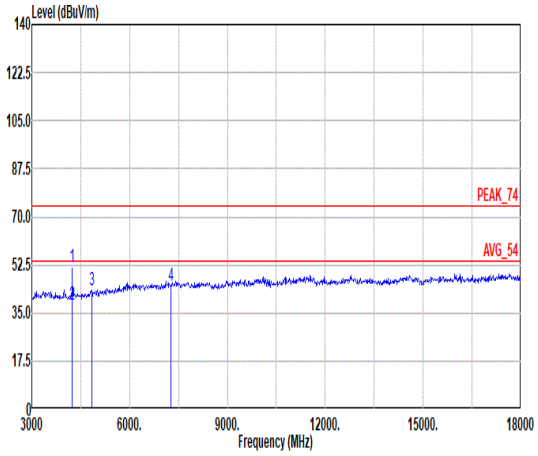 <br>Freq Level Limit Line Margin Read Level Ant Factor Cable Loss Preamp Factor APos TPos Remark<br>MHz dBuV/m dBuV/m dB dBuV dB/m dB dB cm deg<br>1 4245.00 51.99 74.00 -22.01 72.89 33.70 10.30 64.90 340 350 Peak<br>2 4245.00 37.93 54.00 -16.07 58.83 33.70 10.30 64.90 340 350 Average<br>3 4844.00 43.22 74.00 -30.78 62.93 34.11 10.98 64.80 --- --- Peak<br>4 7266.00 45.06 74.00 -28.94 60.59 35.59 13.50 64.62 --- --- Peak |

| Mode | 34 | |
|---|---|---|
| | Harmonic | |
| | 2400-2483.5_802.11ax HE40_CH06_2437MHz | |
| ANT | 1+2 | |
| Pol. | Horizontal | Vertical |
| Peak<br>Avg | 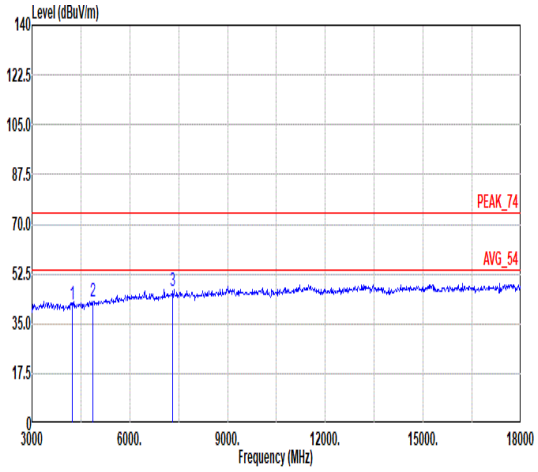 <br><br>Freq Level Limit Line Margin Read Level Ant Factor Cable Loss Preamp Factor APos TPos Remark<br>MHz dBuV/m dBuV/m dB dBuV dB/m dB dB cm deg<br>1 4245.00 41.92 74.00 -32.08 62.82 33.70 10.30 64.90 --- --- Peak<br>2 4874.00 42.77 74.00 -31.23 62.49 34.12 10.96 64.80 --- --- Peak<br>3 7311.00 46.75 74.00 -27.25 62.17 35.58 13.54 64.54 --- --- Peak | 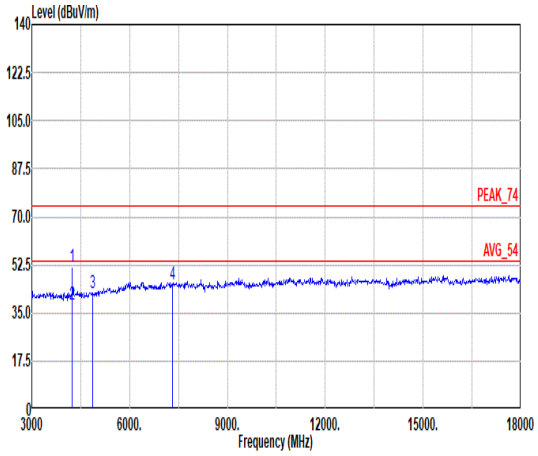 <br><br>Freq Level Limit Line Margin Read Level Ant Factor Cable Loss Preamp Factor APos TPos Remark<br>MHz dBuV/m dBuV/m dB dBuV dB/m dB dB cm deg<br>1 4245.00 52.02 74.00 -21.98 72.92 33.70 10.30 64.90 340 350 Peak<br>2 4245.00 37.94 54.00 -16.06 58.84 33.70 10.30 64.90 340 350 Average<br>3 4874.00 42.20 74.00 -31.80 61.92 34.12 10.96 64.80 --- --- Peak<br>4 7311.00 45.19 74.00 -28.81 60.61 35.58 13.54 64.54 --- --- Peak |

| Mode | 35 | |
|---|---|---|
| | Band Edge - L | |
| | 2400-2483.5_802.11ax HE40_CH09_2452MHz | |
| ANT | 1+2 | |
| Pol. | Horizontal | Fundamental |
| Peak | 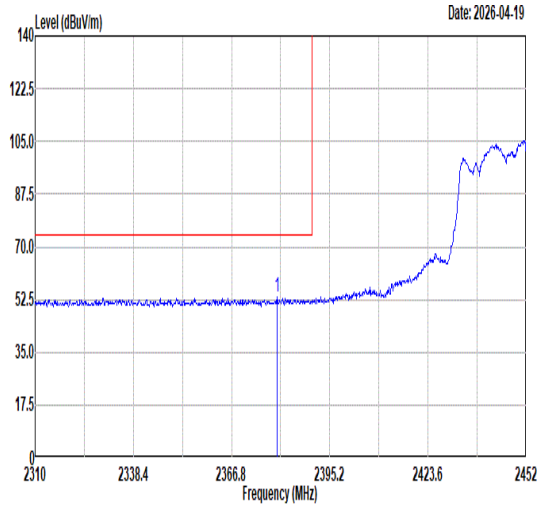 <br>Freq Level Limit Line Margin (dB) Read Level Ant Factor Cable Loss Preamp Factor APos TPos Remark<br>MHz dBuV/m dBuV/m dBuV dB/m dB dB cm deg<br>1 2379.86 53.37 74.00 -20.63 45.61 32.18 7.83 32.25 151 283 PEAK | 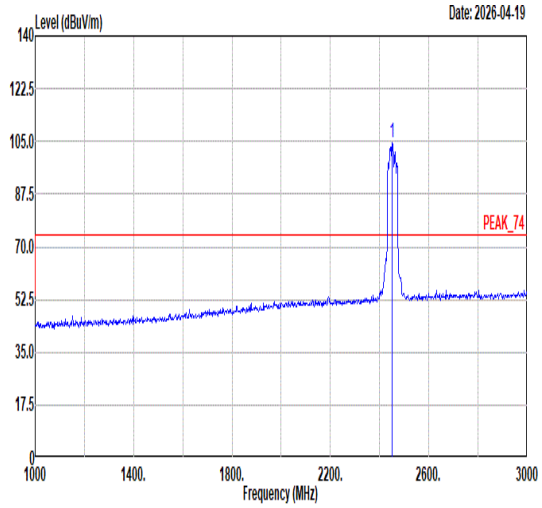 <br>Freq Level Limit Line Margin (dB) Read Level Ant Factor Cable Loss Preamp Factor APos TPos Remark<br>MHz dBuV/m dBuV/m dBuV dB/m dB dB cm deg<br>1 2452.00 104.43 ------ ------ 96.40 32.31 7.94 32.22 151 283 PEAK |
| Avg | 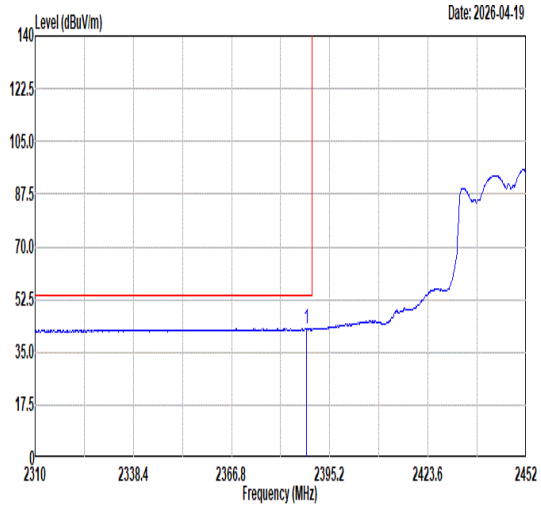 <br>Freq Level Limit Line Margin (dB) Read Level Ant Factor Cable Loss Preamp Factor APos TPos Remark<br>MHz dBuV/m dBuV/m dBuV dB/m dB dB cm deg<br>1 2388.38 42.69 54.00 -11.31 34.90 32.20 7.84 32.25 151 283 AVERAGE | 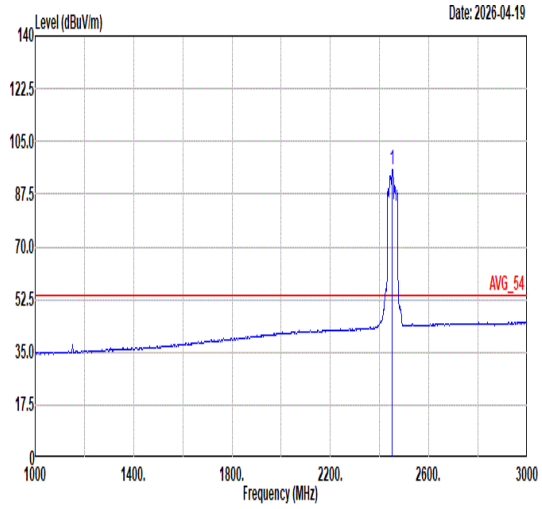 <br>Freq Level Limit Line Margin (dB) Read Level Ant Factor Cable Loss Preamp Factor APos TPos Remark<br>MHz dBuV/m dBuV/m dBuV dB/m dB dB cm deg<br>1 2452.00 95.63 ------ ------ 87.60 32.31 7.94 32.22 151 283 AVERAGE |

| Mode | 35 | |
|---|---|---|
| | Band Edge - R | |
| | 2400-2483.5_802.11ax HE40_CH09_2452MHz | |
| ANT | 1+2 | |
| Pol. | Horizontal | Fundamental |
| Peak | 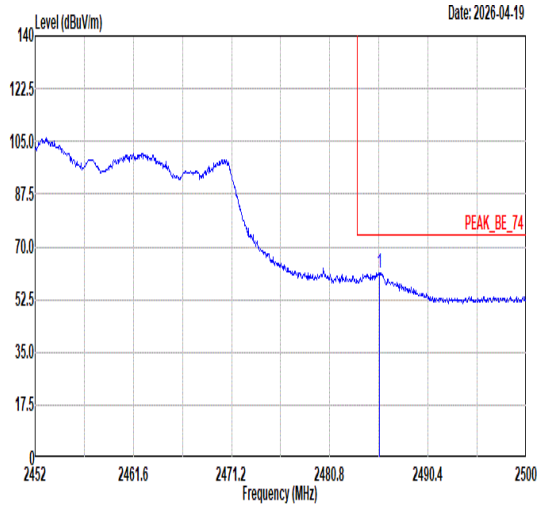 <br>Freq Level Limit Line Margin (dB) Read Level Ant Factor Cable Loss Preamp Factor APos TPos Remark<br>MHz dBuV/m dBuV/m dBuV dB/m dB dB cm deg<br>1 2485.65 61.40 74.00 -12.60 53.25 32.37 7.99 32.21 151 283 PEAK | Blank |
| Avg | 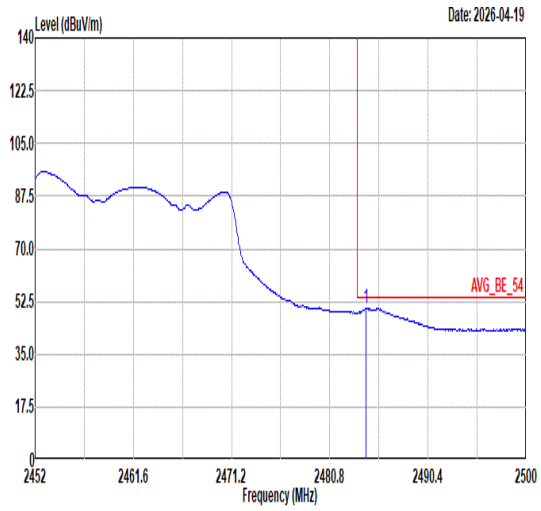 <br>Freq Level Limit Line Margin (dB) Read Level Ant Factor Cable Loss Preamp Factor APos TPos Remark<br>MHz dBuV/m dBuV/m dBuV dB/m dB dB cm deg<br>1 2484.35 50.31 54.00 -3.69 42.16 32.37 7.99 32.21 151 283 AVERAGE | Blank |

| Mode | 35 | |
|---|---|---|
| | Band Edge - L | |
| | 2400-2483.5_802.11ax HE40_CH09_2452MHz | |
| ANT | 1+2 | |
| Pol. | Vertical | Fundamental |
| Peak | 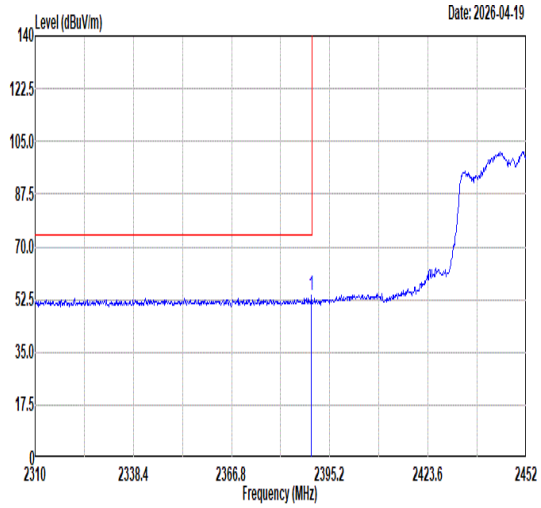 <br>Freq Level Limit Line Margin (dB) Read Level Ant Factor Cable Loss Preamp Factor APos TPos Remark<br>MHz dBuV/m dBuV/m dBuV dB/m dB dB cm deg<br>1 2389.95 54.14 74.00 -19.86 46.34 32.20 7.84 32.24 100 300 PEAK | 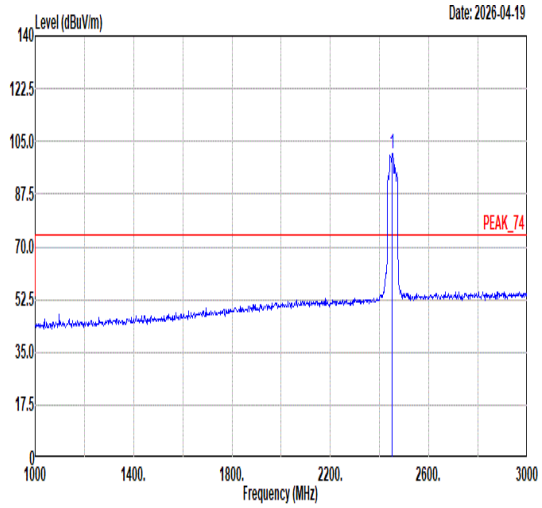 <br>Freq Level Limit Line Margin (dB) Read Level Ant Factor Cable Loss Preamp Factor APos TPos Remark<br>MHz dBuV/m dBuV/m dBuV dB/m dB dB cm deg<br>1 2452.00 101.15 ------ ------ 93.11 32.32 7.94 32.22 100 300 PEAK |
| Avg | 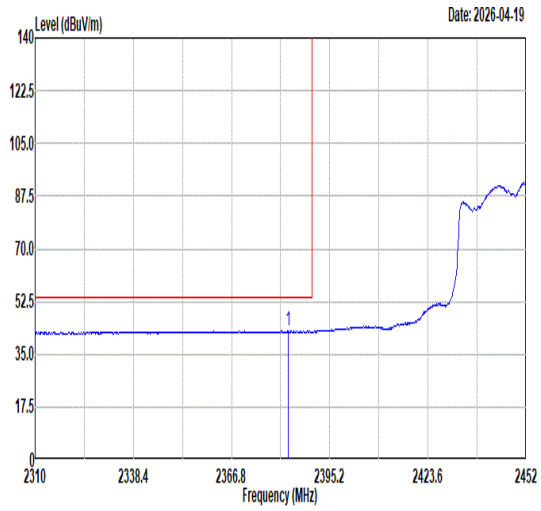 <br>Freq Level Limit Line Margin (dB) Read Level Ant Factor Cable Loss Preamp Factor APos TPos Remark<br>MHz dBuV/m dBuV/m dBuV dB/m dB dB cm deg<br>1 2383.13 42.74 54.00 -11.26 34.97 32.19 7.83 32.25 100 300 AVERAGE | 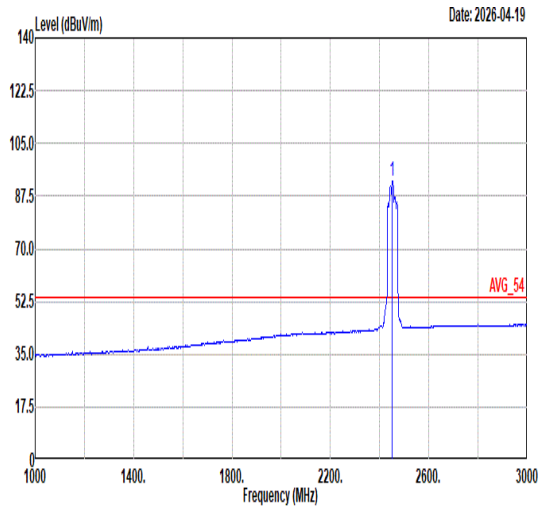 <br>Freq Level Limit Line Margin (dB) Read Level Ant Factor Cable Loss Preamp Factor APos TPos Remark<br>MHz dBuV/m dBuV/m dBuV dB/m dB dB cm deg<br>1 2452.00 92.45 ------ ------ 84.42 32.31 7.94 32.22 100 300 AVERAGE |

| Mode | 35 | |
|---|---|---|
| | Band Edge - R | |
| | 2400-2483.5_802.11ax HE40_CH09_2452MHz | |
| ANT | 1+2 | |
| Pol. | Vertical | Fundamental |
| Peak | 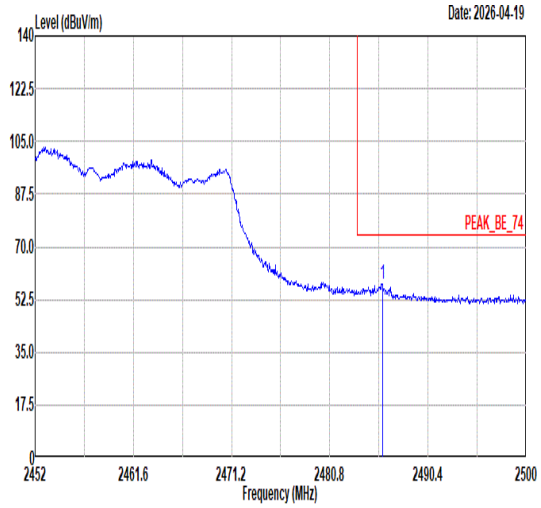 <br>Freq Level Limit Line Margin (dB) Read Level Ant Factor Cable Loss Preamp Factor APos TPos Remark<br>MHz dBuV/m dBuV/m dBuV dB/m dB dB cm deg<br>1 2485.94 57.38 74.00 -16.62 49.23 32.37 7.99 32.21 100 300 PEAK | Blank |
| Avg | 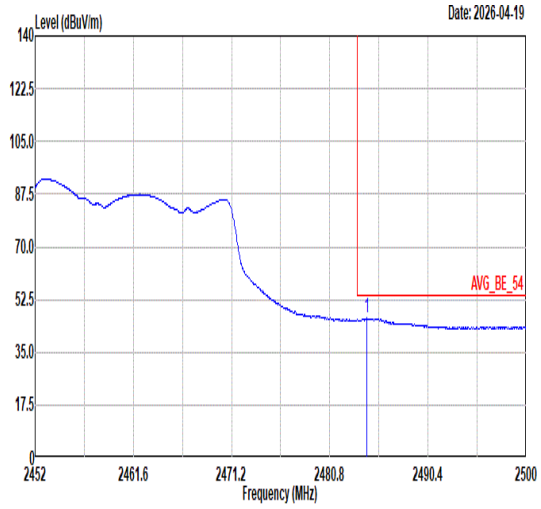 <br>Freq Level Limit Line Margin (dB) Read Level Ant Factor Cable Loss Preamp Factor APos TPos Remark<br>MHz dBuV/m dBuV/m dBuV dB/m dB dB cm deg<br>1 2484.40 46.37 54.00 -7.63 38.22 32.37 7.99 32.21 100 300 AVERAGE | Blank |

| Mode | 35 | |
|---|---|---|
| | Harmonic | |
| | 2400-2483.5_802.11ax HE40_CH09_2452MHz | |
| ANT | 1+2 | |
| Pol. | Horizontal | Vertical |
| Peak<br>Avg | 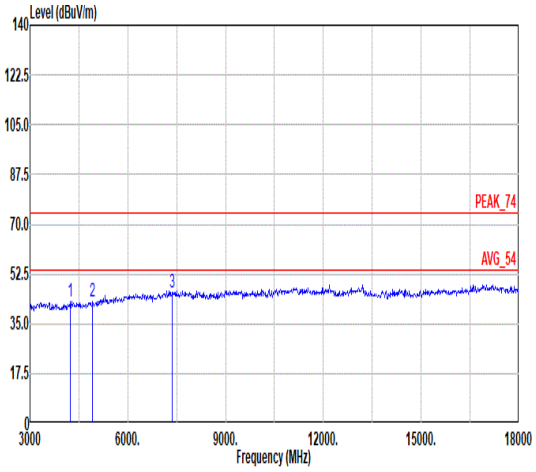 <br><br>Freq Level Limit Line Margin Read Level Ant Factor Cable Loss Preamp Factor APos TPos Remark<br>MHz dBuV/m dBuV/m dB dBuV dB/m dB dB cm deg<br>1 4245.00 42.80 74.00 -31.20 63.70 33.70 10.30 64.90 --- --- Peak<br>2 4904.00 43.05 74.00 -30.95 62.76 34.14 10.95 64.80 --- --- Peak<br>3 7356.00 46.08 74.00 -27.92 61.40 35.56 13.58 64.46 --- --- Peak | 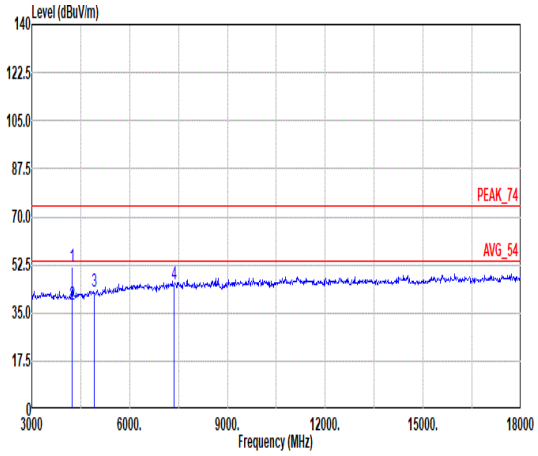 <br><br>Freq Level Limit Line Margin Read Level Ant Factor Cable Loss Preamp Factor APos TPos Remark<br>MHz dBuV/m dBuV/m dB dBuV dB/m dB dB cm deg<br>1 4245.00 51.74 74.00 -22.26 72.64 33.70 10.30 64.90 340 350 Peak<br>2 4245.00 37.89 54.00 -16.11 58.79 33.70 10.30 64.90 340 350 Average<br>3 4904.00 42.71 74.00 -31.29 62.42 34.14 10.95 64.80 --- --- Peak<br>4 7356.00 45.20 74.00 -28.80 60.52 35.56 13.58 64.46 --- --- Peak |

| Mode | 36 | |
|---|---|---|
| | Band Edge | |
| | 2400-2483.5_802.11ax HE20_CH01_Partial RU 26/0_2412MHz | |
| ANT | 1+2 | |
| Pol. | Horizontal | Fundamental |
| Peak | 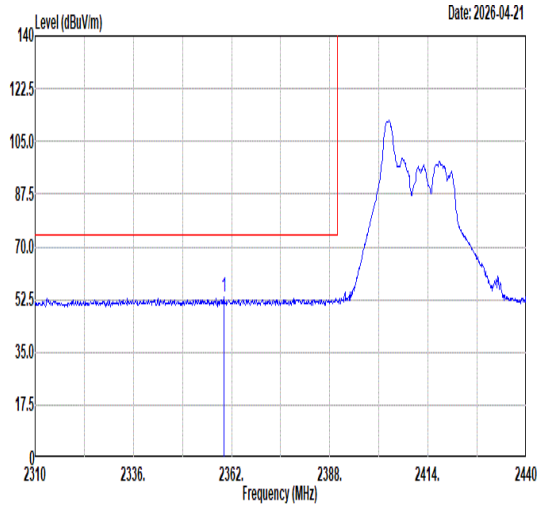 <br>Freq Level Limit Line Margin (dB) Read Level Ant Factor Cable Loss Preamp Factor APos TPos Remark<br>MHz dBuV/m dBuV/m dBuV dB/m dB dB cm deg<br>1 2360.05 53.23 74.00 -20.77 45.55 32.15 7.79 32.26 139 281 PEAK | 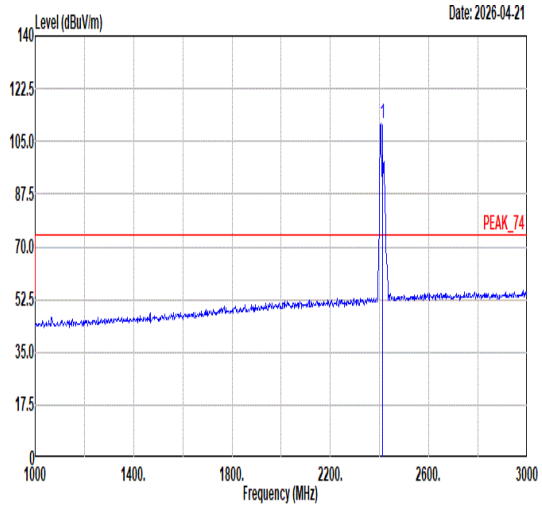 <br>Freq Level Limit Line Margin (dB) Read Level Ant Factor Cable Loss Preamp Factor APos TPos Remark<br>MHz dBuV/m dBuV/m dBuV dB/m dB dB cm deg<br>1 2412.00 111.00 ------ ------ 103.14 32.23 7.87 32.24 139 281 PEAK |
| Avg | 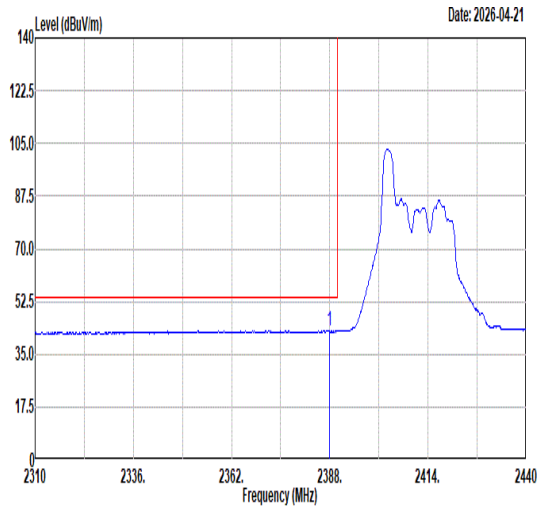 <br>Freq Level Limit Line Margin (dB) Read Level Ant Factor Cable Loss Preamp Factor APos TPos Remark<br>MHz dBuV/m dBuV/m dBuV dB/m dB dB cm deg<br>1 2387.87 42.82 54.00 -11.18 35.03 32.20 7.84 32.25 139 281 AVERAGE | 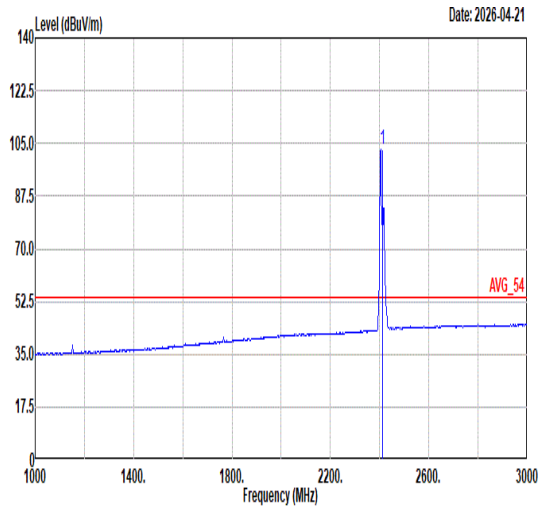 <br>Freq Level Limit Line Margin (dB) Read Level Ant Factor Cable Loss Preamp Factor APos TPos Remark<br>MHz dBuV/m dBuV/m dBuV dB/m dB dB cm deg<br>1 2412.00 102.76 ------ ------ 94.90 32.23 7.87 32.24 139 281 AVERAGE |

| Mode | 36 | |
|---|---|---|
| | Band Edge | |
| | 2400-2483.5_802.11ax HE20_CH01_Partial RU 26/0_2412MHz | |
| ANT | 1+2 | |
| Pol. | Vertical | Fundamental |
| Peak | 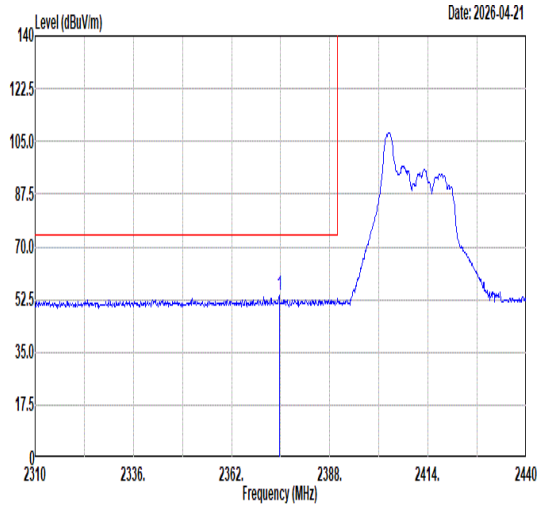 <br>Freq Level Limit Line Margin (dB) Read Level Ant Factor Cable Loss Preamp Factor APos TPos Remark<br>MHz dBuV/m dBuV/m dBuV dB/m dB dB cm deg<br>1 2374.61 53.70 74.00 -20.30 45.96 32.17 7.82 32.25 100 291 PEAK | 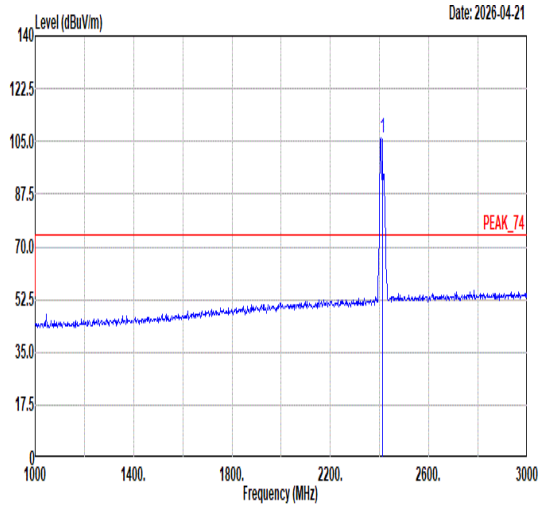 <br>Freq Level Limit Line Margin (dB) Read Level Ant Factor Cable Loss Preamp Factor APos TPos Remark<br>MHz dBuV/m dBuV/m dBuV dB/m dB dB cm deg<br>1 2412.00 106.28 ------ ------ 98.42 32.23 7.87 32.24 100 291 PEAK |
| Avg | 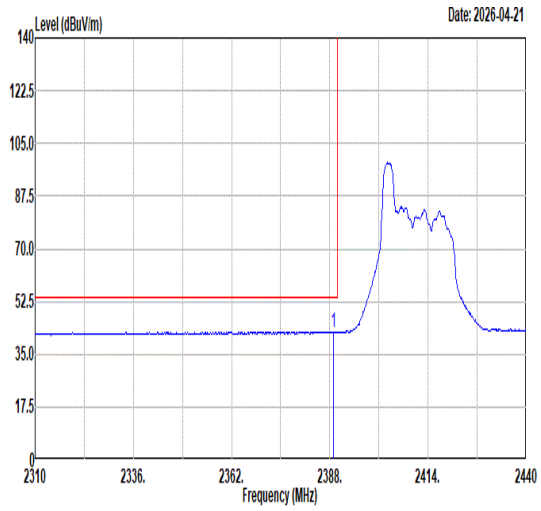 <br>Freq Level Limit Line Margin (dB) Read Level Ant Factor Cable Loss Preamp Factor APos TPos Remark<br>MHz dBuV/m dBuV/m dBuV dB/m dB dB cm deg<br>1 2389.04 42.46 54.00 -11.54 34.67 32.20 7.84 32.25 100 291 AVERAGE | 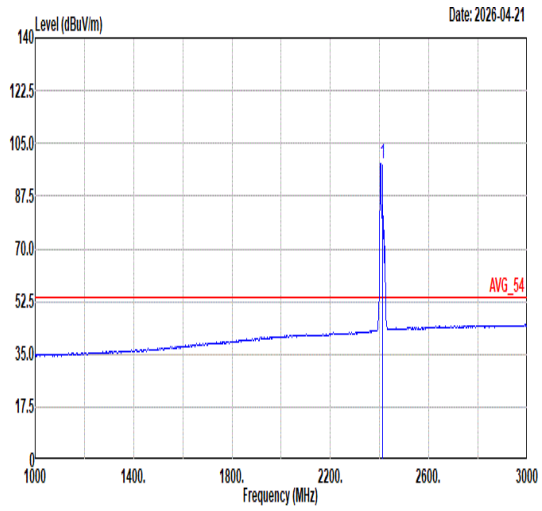 <br>Freq Level Limit Line Margin (dB) Read Level Ant Factor Cable Loss Preamp Factor APos TPos Remark<br>MHz dBuV/m dBuV/m dBuV dB/m dB dB cm deg<br>1 2412.00 98.48 ------ ------ 90.62 32.23 7.87 32.24 100 291 AVERAGE |

| Mode | 37 | |
|---|---|---|
| | Band Edge | |
| | 2400-2483.5_802.11ax HE20_CH11_Partial RU 106/54_2462MHz | |
| ANT | 1+2 | |
| Pol. | Horizontal | Fundamental |
| Peak | 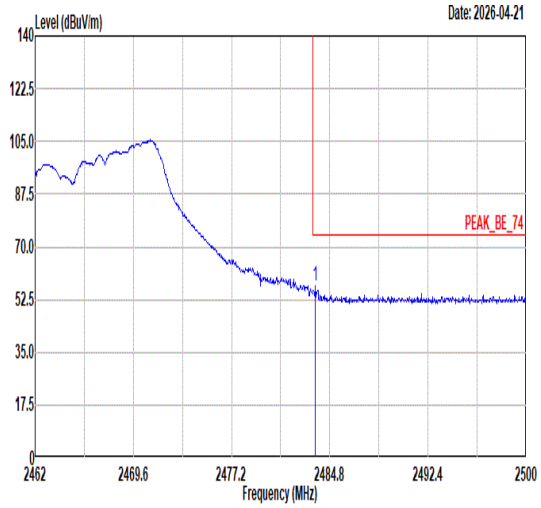 <br>Freq Level Limit Line Margin (dB) Read Level Ant Factor Cable Loss Preamp Factor APos TPos Remark<br>MHz dBuV/m dBuV/m dBuV dB/m dB dB cm deg<br>1 2483.70 57.04 74.00 -16.96 48.89 32.37 7.99 32.21 139 275 PEAK | 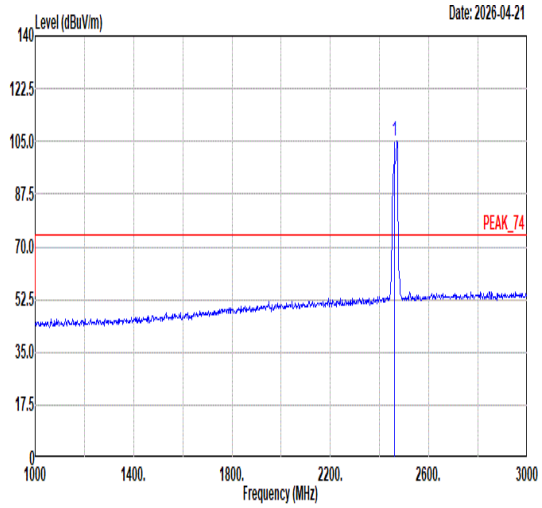 <br>Freq Level Limit Line Margin (dB) Read Level Ant Factor Cable Loss Preamp Factor APos TPos Remark<br>MHz dBuV/m dBuV/m dBuV dB/m dB dB cm deg<br>1 2462.00 105.09 ------ ------ 96.98 32.35 7.97 32.21 139 275 PEAK |
| Avg | 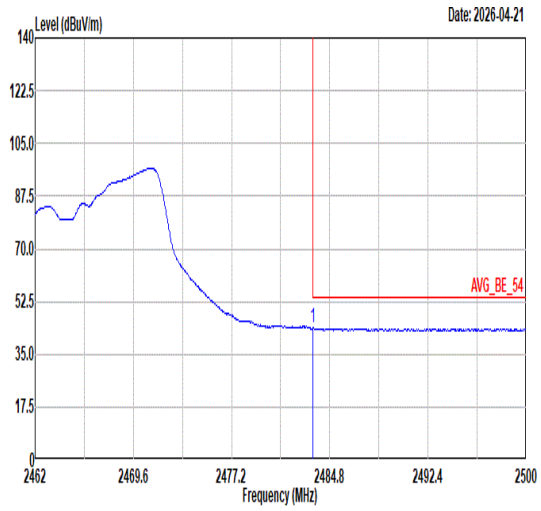 <br>Freq Level Limit Line Margin (dB) Read Level Ant Factor Cable Loss Preamp Factor APos TPos Remark<br>MHz dBuV/m dBuV/m dBuV dB/m dB dB cm deg<br>1 2483.51 43.66 54.00 -10.34 35.51 32.37 7.99 32.21 139 275 AVERAGE | 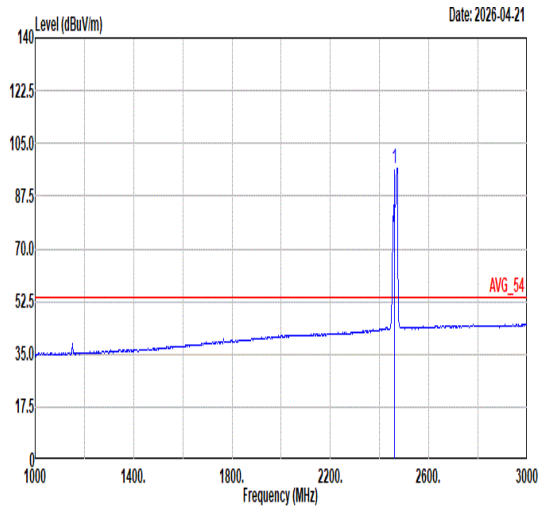 <br>Freq Level Limit Line Margin (dB) Read Level Ant Factor Cable Loss Preamp Factor APos TPos Remark<br>MHz dBuV/m dBuV/m dBuV dB/m dB dB cm deg<br>1 2462.00 96.74 ------ ------ 88.63 32.35 7.97 32.21 139 275 AVERAGE |

| Mode | 37 | |
|---|---|---|
| | Band Edge | |
| | 2400-2483.5_802.11ax HE20_CH11_Partial RU 106/54_2462MHz | |
| ANT | 1+2 | |
| Pol. | Vertical | Fundamental |
| Peak | 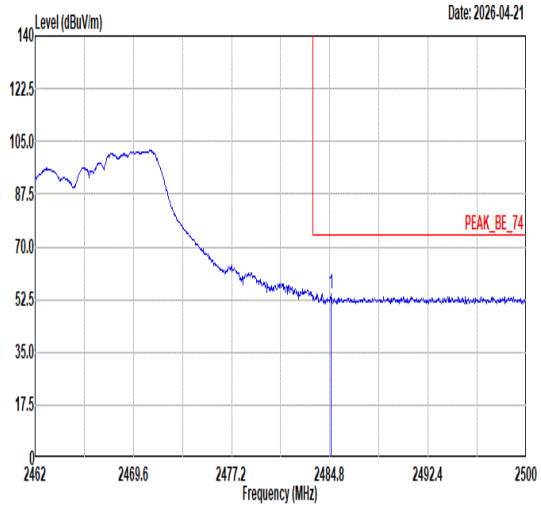 <br>Freq Level Limit Line Margin (dB) Read Level Ant Factor Cable Loss Preamp Factor APos TPos Remark<br>MHz dBuV/m dBuV/m dBuV dB/m dB dB cm deg<br>1 2484.88 54.62 74.00 -19.38 46.47 32.37 7.99 32.21 100 291 PEAK | 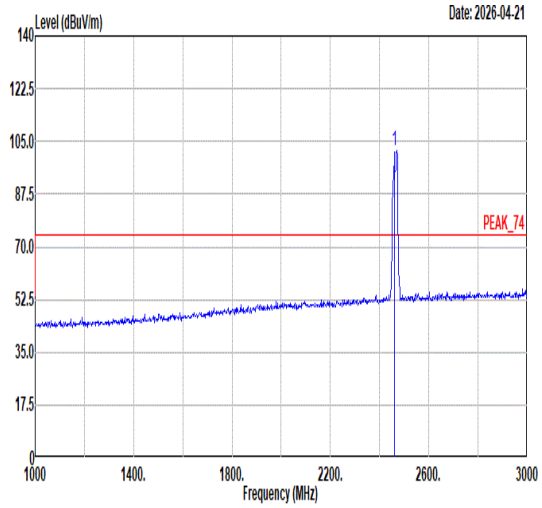 <br>Freq Level Limit Line Margin (dB) Read Level Ant Factor Cable Loss Preamp Factor APos TPos Remark<br>MHz dBuV/m dBuV/m dBuV dB/m dB dB cm deg<br>1 2462.00 101.97 ------ ------ 93.86 32.35 7.97 32.21 100 291 PEAK |
| Avg | 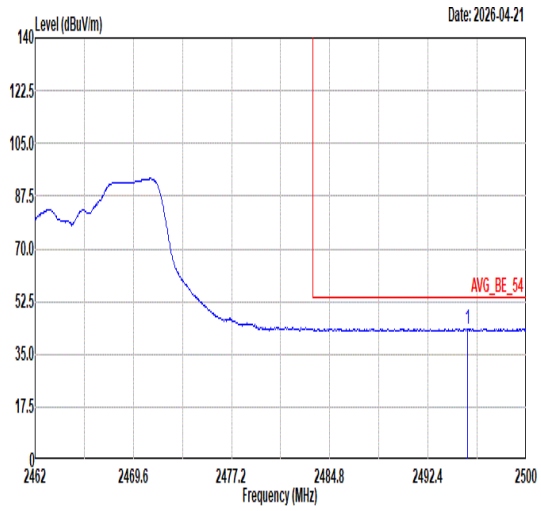 <br>Freq Level Limit Line Margin (dB) Read Level Ant Factor Cable Loss Preamp Factor APos TPos Remark<br>MHz dBuV/m dBuV/m dBuV dB/m dB dB cm deg<br>1 2495.44 43.56 54.00 -10.44 35.36 32.39 8.01 32.20 100 291 AVERAGE | 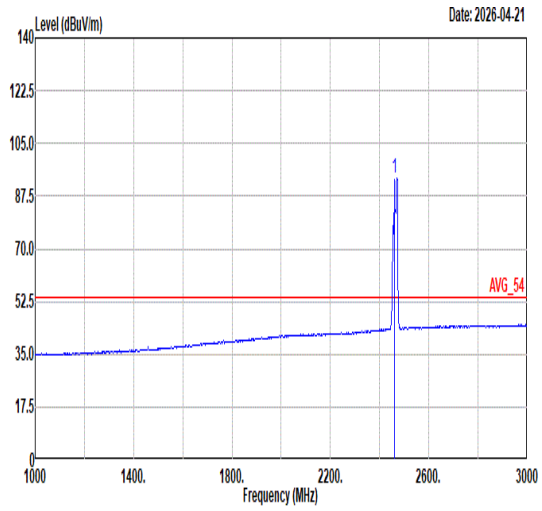 <br>Freq Level Limit Line Margin (dB) Read Level Ant Factor Cable Loss Preamp Factor APos TPos Remark<br>MHz dBuV/m dBuV/m dBuV dB/m dB dB cm deg<br>1 2462.00 93.26 ------ ------ 85.15 32.35 7.97 32.21 100 291 AVERAGE |

| Mode | 38 | |
|---|---|---|
| | LF | |
| | 2400-2483.5_802.11n HT40_CH03_2422MHz | |
| ANT | 1+2 | |
| Pol. | Horizontal | Vertical |
| QP/ Peak | 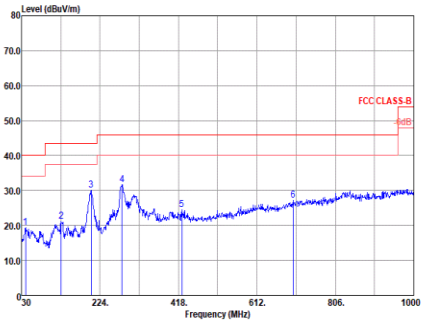 <br>Freq Level Over Limit Limit Line ReadAntenna Level Cable Loss Preamp Factor A/Pos T/Pos Remark<br>MHz dBuV/m dB dBuV/m dBuV dB/m dB dB cm deg<br>1 39.700 19.28 -20.72 40.00 33.29 19.66 0.83 34.50 --- --- Peak<br>2 127.970 21.17 -22.33 43.50 36.20 18.18 1.29 34.50 --- --- Peak<br>3 202.660 30.09 -13.41 43.50 47.06 15.81 1.71 34.49 --- --- Peak<br>4 278.320 31.62 -14.38 46.00 44.93 19.06 2.03 34.40 --- --- Peak<br>5 426.730 24.60 -21.40 46.00 33.93 22.36 2.46 34.15 --- --- Peak<br>6 702.210 27.08 -18.92 46.00 30.31 27.52 3.15 33.90 --- --- Peak | 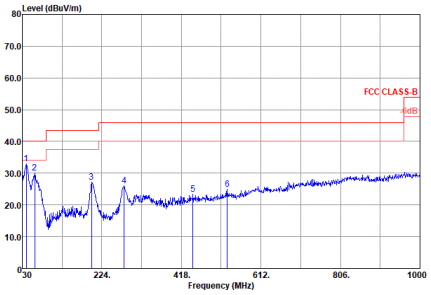 <br>Freq Level Over Limit Limit Line ReadAntenna Level Cable Loss Preamp Factor A/Pos T/Pos Remark<br>MHz dBuV/m dB dBuV/m dBuV dB/m dB dB cm deg<br>1 39.700 32.90 -7.10 40.00 46.91 19.66 0.83 34.50 --- --- Peak<br>2 60.070 30.09 -9.91 40.00 44.55 19.06 0.98 34.50 --- --- Peak<br>3 198.780 27.24 -16.26 43.50 44.19 15.88 1.67 34.50 --- --- Peak<br>4 278.320 26.13 -19.87 46.00 39.44 19.06 2.03 34.40 --- --- Peak<br>5 446.130 23.37 -22.63 46.00 31.98 22.99 2.51 34.11 --- --- Peak<br>6 529.550 24.93 -21.07 46.00 31.56 24.64 2.77 34.04 --- --- Peak |

| Mode | 39 | |
|---|---|---|
| | Band Edge | |
| | 2400-2483.5_Bluetooth-LE_GFSK _CH39_2480MHz+11n HT40_CH03_2422MHz CO_TX | |
| ANT | 3 | |
| Pol. | Horizontal | Fundamental |
| Peak | 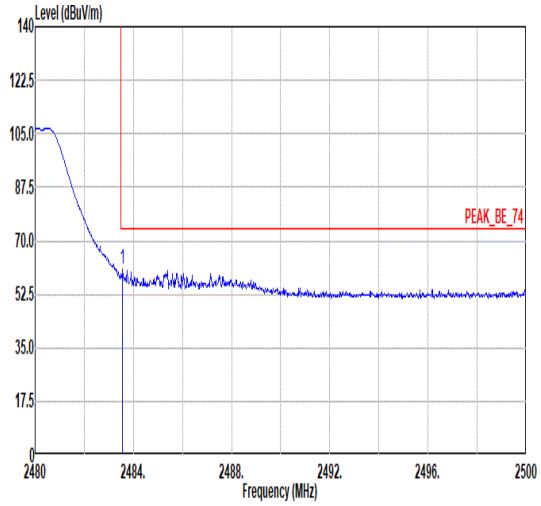 <br>Freq Level Limit Line Margin Read Level Ant Factor Cable Loss Preamp Factor APos TPos Remark<br>MHz dBuV/m dBuV/m dB dBuV dB/m dB dB cm deg<br>1 2483.56 60.63 74.00 -13.37 52.48 32.37 7.99 32.21 217 76 PEAK | 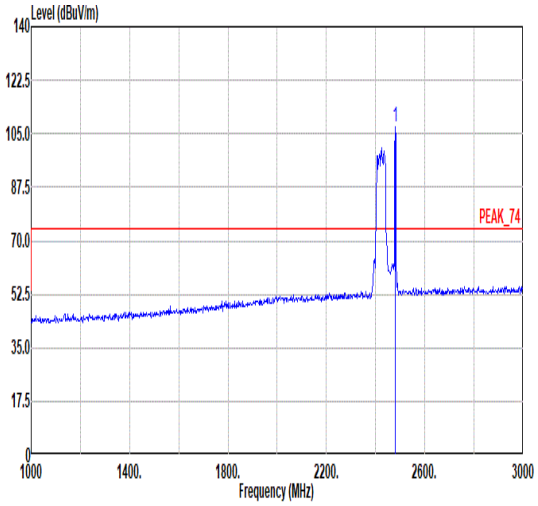 <br>Freq Level Limit Line Margin Read Level Ant Factor Cable Loss Preamp Factor APos TPos Remark<br>MHz dBuV/m dBuV/m dB dBuV dB/m dB dB cm deg<br>1 2480.00 107.29 ------ ------ 99.16 32.36 7.98 32.21 217 76 PEAK |
| Avg | 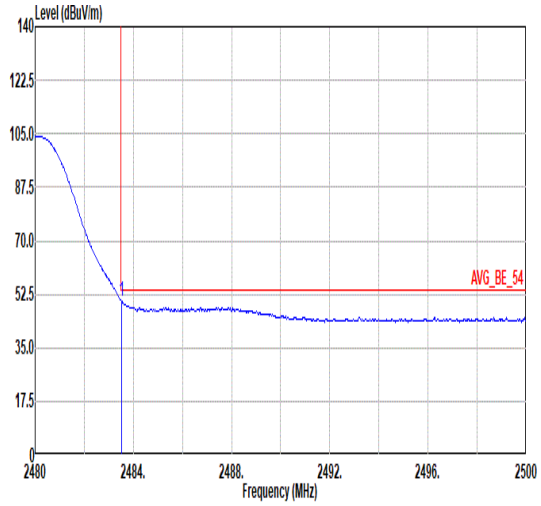 <br>Freq Level Limit Line Margin Read Level Ant Factor Cable Loss Preamp Factor APos TPos Remark<br>MHz dBuV/m dBuV/m dB dBuV dB/m dB dB cm deg<br>1 2483.52 50.37 54.00 -3.63 42.22 32.37 7.99 32.21 217 76 AVERAGE | 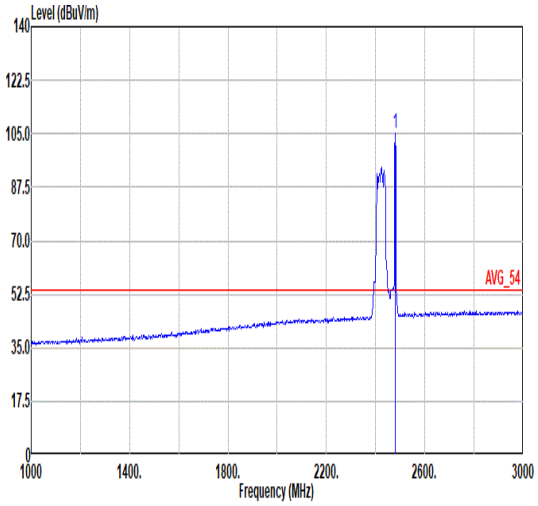 <br>Freq Level Limit Line Margin Read Level Ant Factor Cable Loss Preamp Factor APos TPos Remark<br>MHz dBuV/m dBuV/m dB dBuV dB/m dB dB cm deg<br>1 2480.00 105.13 ------ ------ 97.00 32.36 7.98 32.21 217 76 AVERAGE |

Note: the highest signals over limit are WLAN + BLE co-location fundamental signals

| Mode | 39 | |
|---|---|---|
| | Band Edge | |
| | 2400-2483.5_Bluetooth-LE_GFSK _CH39_2480MHz+11n HT40_CH03_2422MHz CO_TX | |
| ANT | 3 | |
| Pol. | Vertical | Fundamental |
| Peak | 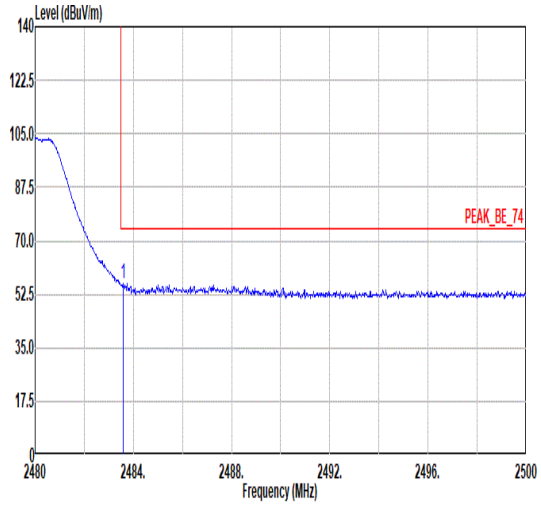 <br>Freq Level Limit Line Margin Read Level Ant Factor Cable Loss Preamp Factor APos TPos Remark<br>MHz dBuV/m dBuV/m dB dBuV dB/m dB dB cm deg<br>1 2483.58 55.84 74.00 -18.16 47.69 32.37 7.99 32.21 100 78 PEAK | 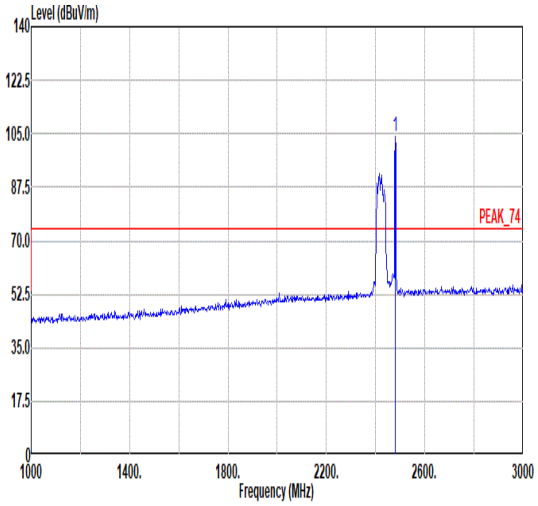 <br>Freq Level Limit Line Margin Read Level Ant Factor Cable Loss Preamp Factor APos TPos Remark<br>MHz dBuV/m dBuV/m dB dBuV dB/m dB dB cm deg<br>1 2480.00 103.87 ------ ------ 95.74 32.36 7.98 32.21 100 78 PEAK |
| Avg | 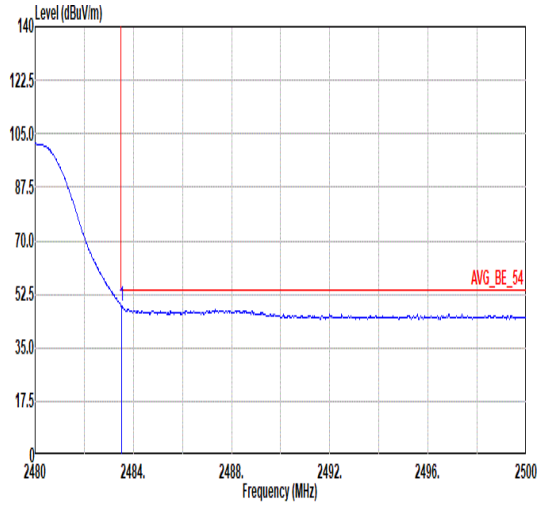 <br>Freq Level Limit Line Margin Read Level Ant Factor Cable Loss Preamp Factor APos TPos Remark<br>MHz dBuV/m dBuV/m dB dBuV dB/m dB dB cm deg<br>1 2483.52 48.65 54.00 -5.35 40.50 32.37 7.99 32.21 100 78 AVERAGE | 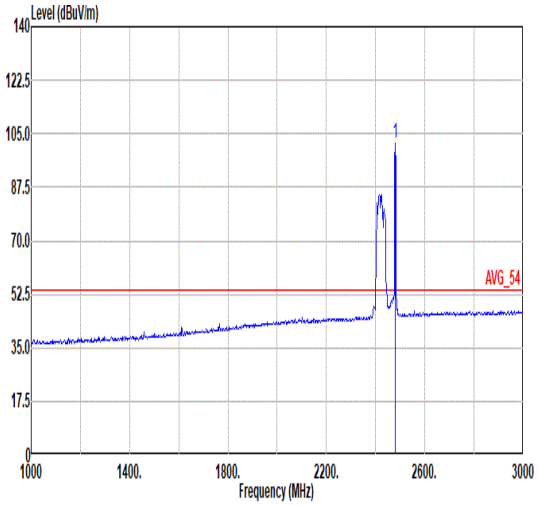 <br>Freq Level Limit Line Margin Read Level Ant Factor Cable Loss Preamp Factor APos TPos Remark<br>MHz dBuV/m dBuV/m dB dBuV dB/m dB dB cm deg<br>1 2480.00 101.80 ------ ------ 93.67 32.36 7.98 32.21 100 78 AVERAGE |

Note: the highest signals over limit are WLAN + BLE co-location fundamental signals

| Mode | 39 | |
|---|---|---|
| | Band Edge - L | |
| | 2400-2483.5_Bluetooth-LE_GFSK _CH39_2480MHz+11n HT40_CH03_2422MHz CO_TX | |
| ANT | 1+2 | |
| Pol. | Horizontal | Fundamental |
| Peak | 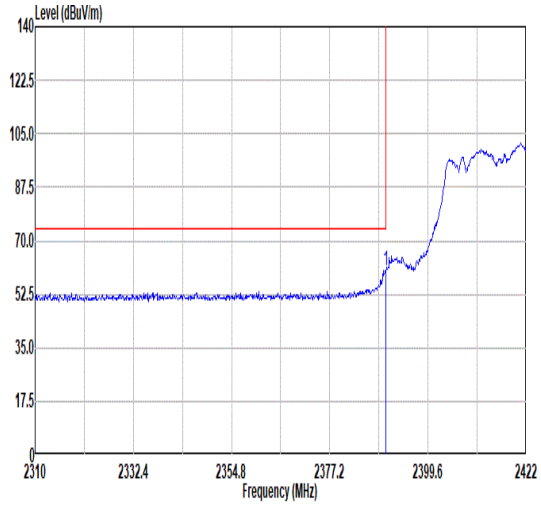 <br>Freq Level Limit Line Margin (dB) Read Level Ant Factor Cable Loss Preamp Factor APos TPos Remark<br>MHz dBuV/m dBuV/m dBuV dB/m dB dB cm deg<br>1 2389.97 60.15 74.00 -13.85 52.35 32.20 7.84 32.24 232 283 PEAK | 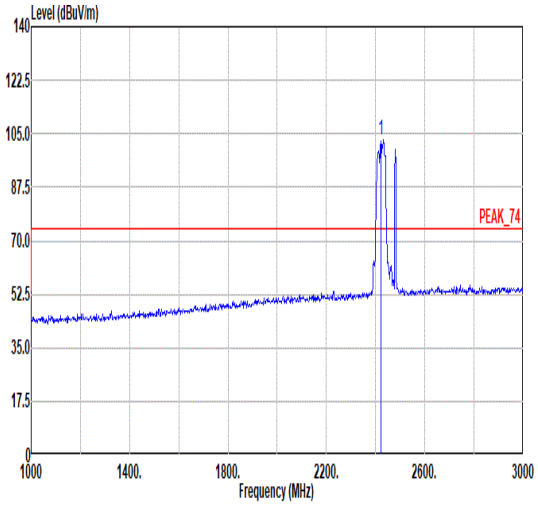 <br>Freq Level Limit Line Margin (dB) Read Level Ant Factor Cable Loss Preamp Factor APos TPos Remark<br>MHz dBuV/m dBuV/m dBuV dB/m dB dB cm deg<br>1 2422.00 102.91 ------ ------ 94.95 32.28 7.91 32.23 232 283 PEAK |
| Avg | 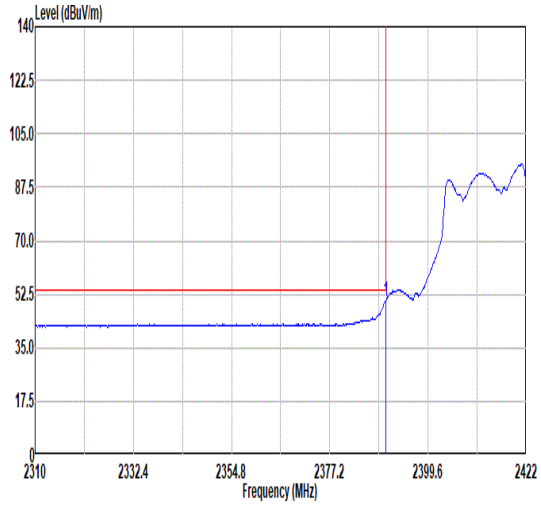 <br>Freq Level Limit Line Margin (dB) Read Level Ant Factor Cable Loss Preamp Factor APos TPos Remark<br>MHz dBuV/m dBuV/m dBuV dB/m dB dB cm deg<br>1 2389.97 50.44 54.00 -3.56 42.64 32.20 7.84 32.24 232 283 AVERAGE | 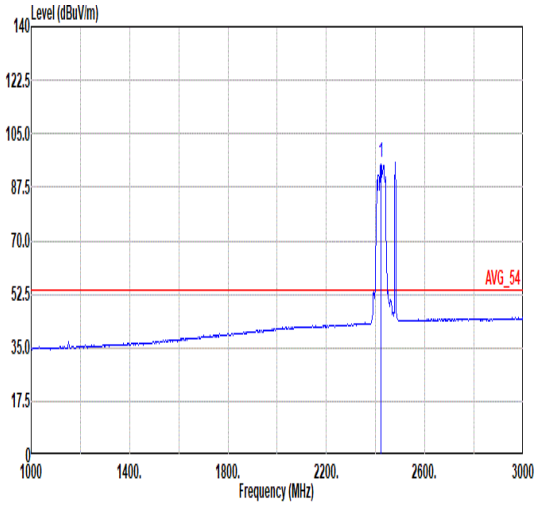 <br>Freq Level Limit Line Margin (dB) Read Level Ant Factor Cable Loss Preamp Factor APos TPos Remark<br>MHz dBuV/m dBuV/m dBuV dB/m dB dB cm deg<br>1 2422.00 95.48 ------ ------ 87.35 32.36 7.98 32.21 232 283 AVERAGE |

Note: the highest signals over limit are WLAN + BLE co-location fundamental signals

| Mode | 39 | |
|---|---|---|
| | Band Edge - R | |
| | 2400-2483.5_Bluetooth-LE_GFSK _CH39_2480MHz+11n HT40_CH03_2422MHz CO_TX | |
| ANT | 1+2 | |
| Pol. | Horizontal | Fundamental |
| Peak | 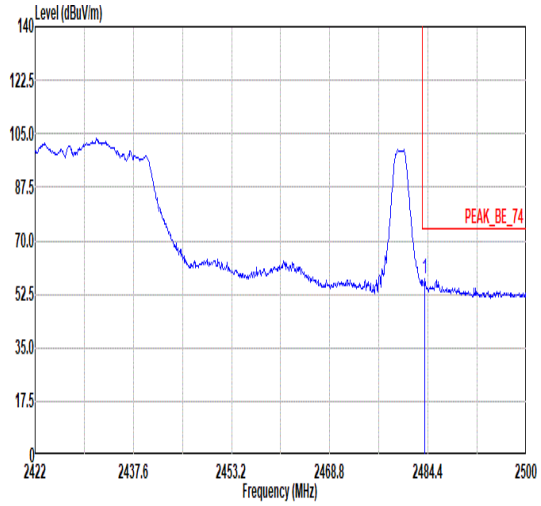 <br>Freq Level Limit Line Margin (dB) Read Level Ant Factor Cable Loss Preamp Factor APos TPos Remark<br>MHz dBuV/m dBuV/m dBuV dB/m dB dB cm deg<br>1 2483.93 57.36 74.00 -16.64 49.21 32.37 7.99 32.21 232 283 PEAK | Blank |
| Avg | 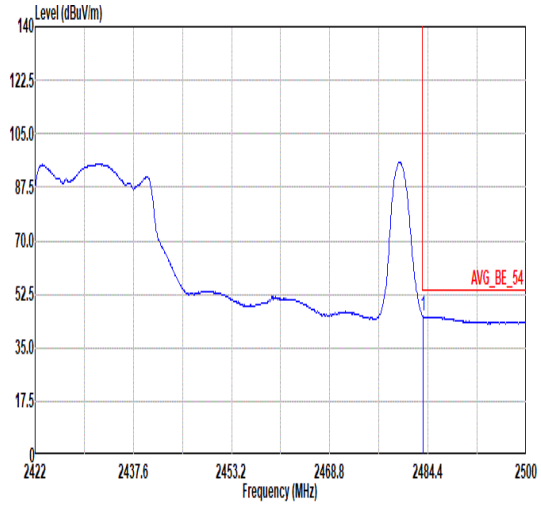 <br>Freq Level Limit Line Margin (dB) Read Level Ant Factor Cable Loss Preamp Factor APos TPos Remark<br>MHz dBuV/m dBuV/m dBuV dB/m dB dB cm deg<br>1 2483.62 45.42 54.00 -8.58 37.27 32.37 7.99 32.21 232 283 AVERAGE | Blank |

| Mode | 39 | |
|---|---|---|
| | Band Edge - L | |
| | 2400-2483.5_802.11n HT40_CH03_2422MHz+ Bluetooth-LE_GFSK _CH39_2480MHz CO_TX | |
| ANT | 1+2 | |
| Pol. | Vertical | Fundamental |
| Peak | 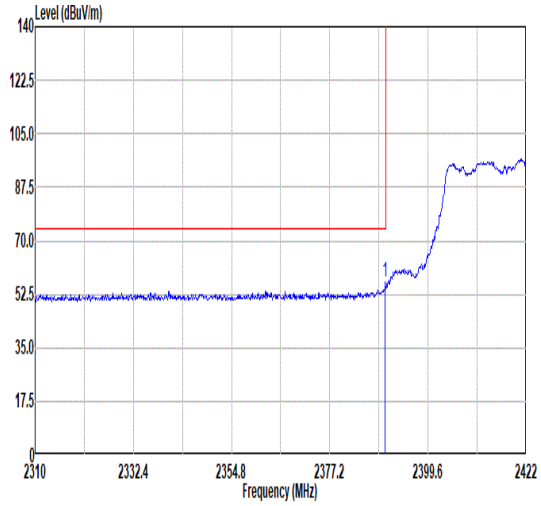 <br>Freq Level Limit Line Margin (dB) Read Level Ant Factor Cable Loss Preamp Factor APos TPos Remark<br>MHz dBuV/m dBuV/m dBuV dB/m dB dB cm deg<br>1 2389.86 56.36 74.00 -17.64 48.56 32.20 7.84 32.24 100 294 PEAK | 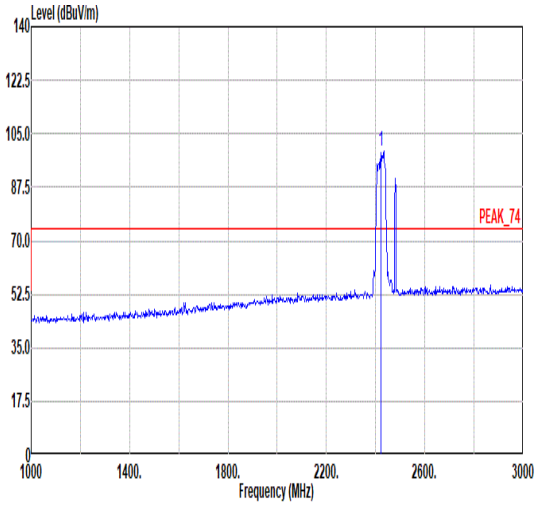 <br>Freq Level Limit Line Margin (dB) Read Level Ant Factor Cable Loss Preamp Factor APos TPos Remark<br>MHz dBuV/m dBuV/m dBuV dB/m dB dB cm deg<br>1 2422.00 99.26 ------ ------ 91.30 32.28 7.91 32.23 100 294 PEAK |
| Avg | 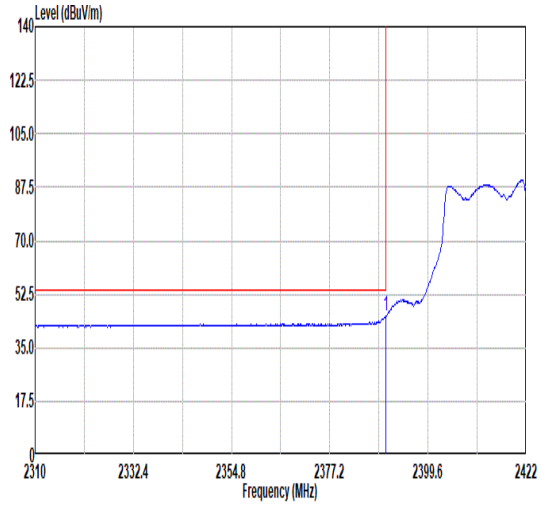 <br>Freq Level Limit Line Margin (dB) Read Level Ant Factor Cable Loss Preamp Factor APos TPos Remark<br>MHz dBuV/m dBuV/m dBuV dB/m dB dB cm deg<br>1 2389.97 45.44 54.00 -8.56 37.64 32.20 7.84 32.24 100 294 AVERAGE | 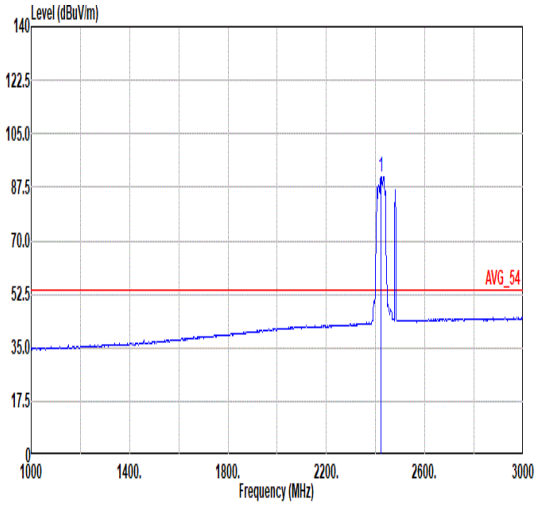 <br>Freq Level Limit Line Margin (dB) Read Level Ant Factor Cable Loss Preamp Factor APos TPos Remark<br>MHz dBuV/m dBuV/m dBuV dB/m dB dB cm deg<br>1 2422.00 91.09 ------ ------ 83.16 32.26 7.90 32.23 100 294 AVERAGE |

Note: the highest signals over limit are WLAN + BLE co-location fundamental signals

| Mode | 39 | |
|---|---|---|
| | Band Edge - R | |
| | 2400-2483.5_802.11n HT40_CH03_2422MHz+ Bluetooth-LE_GFSK _CH39_2480MHz CO_TX | |
| ANT | 1+2 | |
| Pol. | Vertical | Fundamental |
| Peak | 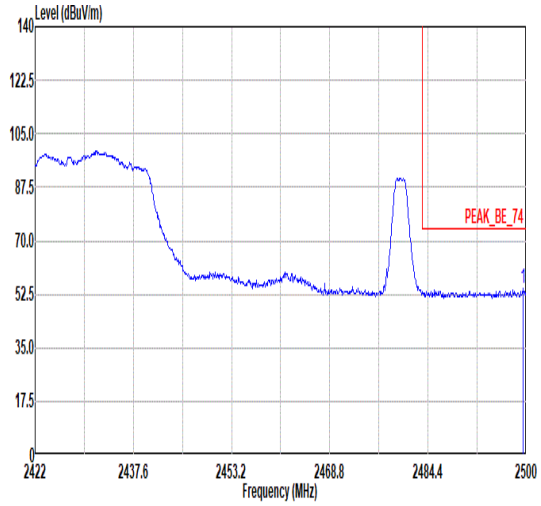 <br>Freq Level Limit Line Margin (dB) Read Level Ant Factor Cable Loss Preamp Factor APos TPos Remark<br>MHz dBuV/m dBuV/m dBuV dB/m dB dB cm deg<br>1 2499.45 54.61 74.00 -19.39 46.39 32.40 8.02 32.20 100 294 PEAK | Blank |
| Avg | 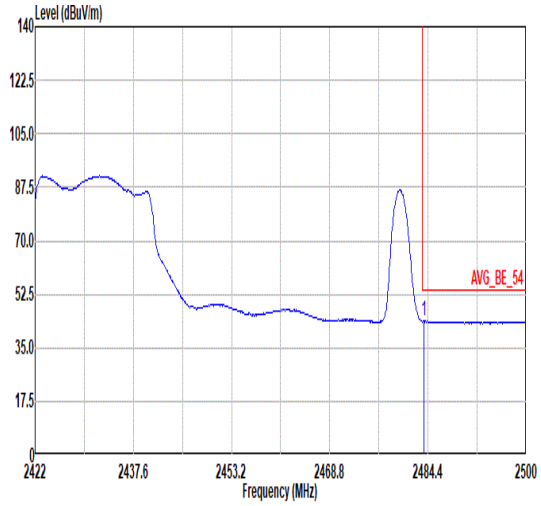 <br>Freq Level Limit Line Margin (dB) Read Level Ant Factor Cable Loss Preamp Factor APos TPos Remark<br>MHz dBuV/m dBuV/m dBuV dB/m dB dB cm deg<br>1 2483.70 43.73 54.00 -10.27 35.58 32.37 7.99 32.21 100 294 AVERAGE | Blank |

| Mode | 39 | |
|---|---|---|
| | Harmonic | |
| | 2400-2483.5_802.11n HT40_CH03_2422MHz+ Bluetooth-LE_GFSK _CH39_2480MHz CO_TX | |
| ANT | 1+2 | |
| Pol. | Horizontal | Vertical |
| Peak<br>Avg | 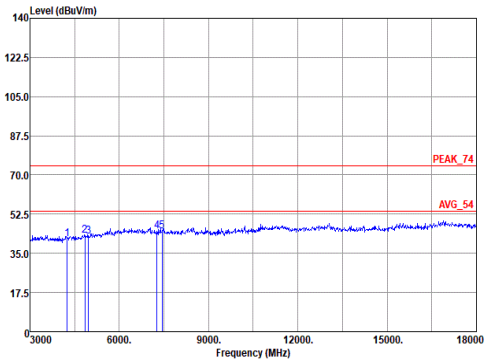 <br>Freq Level Over Limit Limit Line ReadAntenna Level Cable Loss Preamp Factor A/Pos T/Pos Remark<br>MHz dBuV/m dB dBuV/m dBuV dB/m dB dB cm deg<br>1 4245.000 41.51 -32.49 74.00 62.40 33.70 10.31 64.90 --- --- Peak<br>2 4844.000 42.97 -31.03 74.00 62.68 34.11 10.98 64.80 --- --- Peak<br>3 4960.000 42.39 -31.61 74.00 62.09 34.18 10.92 64.80 --- --- Peak<br>4 7266.000 44.79 -29.21 74.00 60.31 35.59 13.51 64.62 --- --- Peak<br>5 7440.000 44.98 -29.02 74.00 60.09 35.52 13.68 64.31 --- --- Peak | 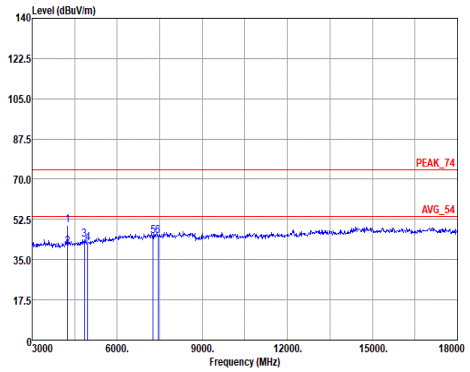 <br>Freq Level Over Limit Limit Line ReadAntenna Level Cable Loss Preamp Factor A/Pos T/Pos Remark<br>MHz dBuV/m dB dBuV/m dBuV dB/m dB dB cm deg<br>1 4245.000 50.09 -23.91 74.00 70.98 33.70 10.31 64.90 100 269 Peak<br>2 4245.000 40.46 -13.54 54.00 61.35 33.70 10.31 64.90 100 269 Average<br>3 4844.000 43.49 -30.51 74.00 63.20 34.11 10.98 64.80 --- --- Peak<br>4 4960.000 42.08 -31.92 74.00 61.78 34.18 10.92 64.80 --- --- Peak<br>5 7266.000 45.07 -28.93 74.00 60.59 35.59 13.51 64.62 --- --- Peak<br>6 7440.000 45.36 -28.64 74.00 60.47 35.52 13.68 64.31 --- --- Peak |

# Appendix D. Duty Cycle Plots

| Antenna | Band | Duty Cycle(%) | T(ms) | 1/T(kHz) | VBW Setting |
|---|---|---|---|---|---|
| 1 | 802.11b | 100 | - | - | 10Hz |
| 1 | 802.11g | 99.315 | - | - | 10Hz |
| 1 | 802.11n HT20 | 100 | - | - | 10Hz |
| 1 | 802.11n HT40 | 100 | - | - | 10Hz |
| 1 | 802.11ac VHT20 | 100 | - | - | 10Hz |
| 1 | 802.11ac VHT40 | 100 | - | - | 10Hz |
| 1 | 802.11ax HE20 | 100 | - | - | 10Hz |
| 1 | 802.11ax HE40 | 100 | - | - | 10Hz |
| 2 | 802.11b | 100 | - | - | 10Hz |
| 2 | 802.11g | 98.973 | - | - | 10Hz |
| 2 | 802.11n HT20 | 100 | - | - | 10Hz |
| 2 | 802.11n HT40 | 100 | - | - | 10Hz |
| 2 | 802.11ac VHT20 | 100 | - | - | 10Hz |
| 2 | 802.11ac VHT40 | 100 | - | - | 10Hz |
| 2 | 802.11ax HE20 | 100 | - | - | 10Hz |
| 2 | 802.11ax HE40 | 100 | - | - | 10Hz |

**<Ant. 1>**

**802.11b**

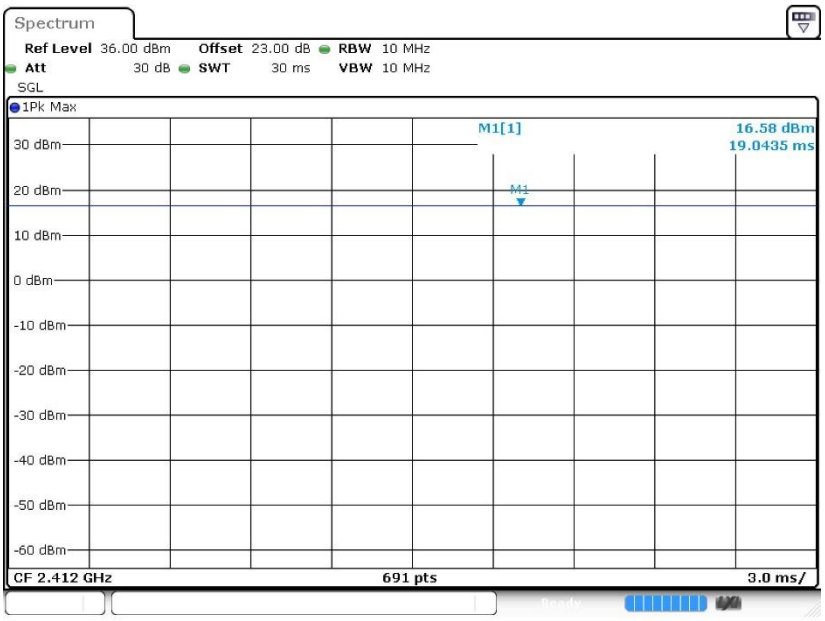


**802.11g**

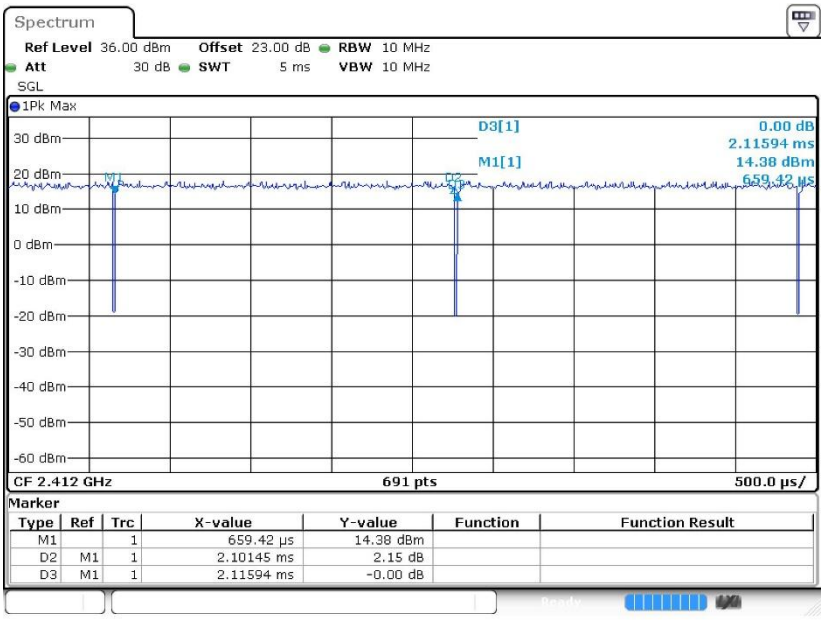

**802.11n HT20**

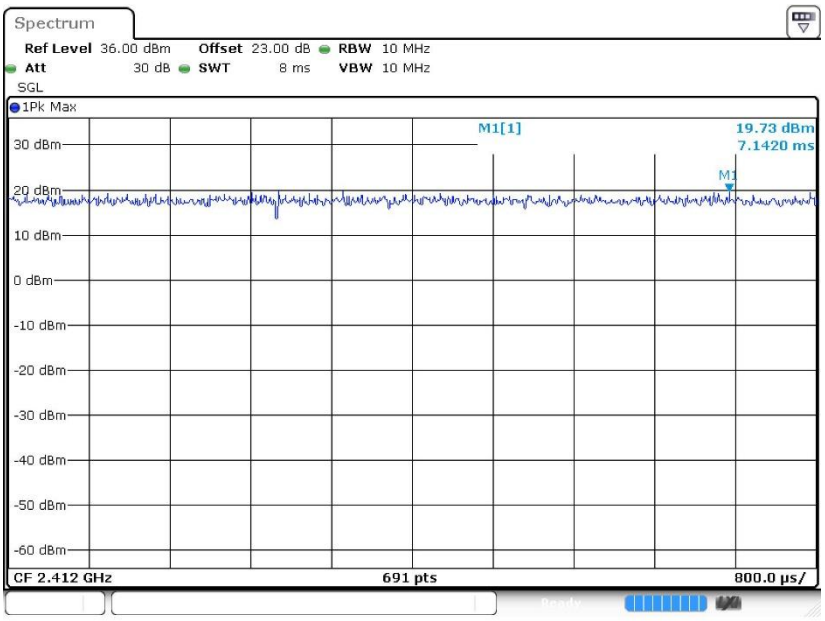


**802.11n HT40**

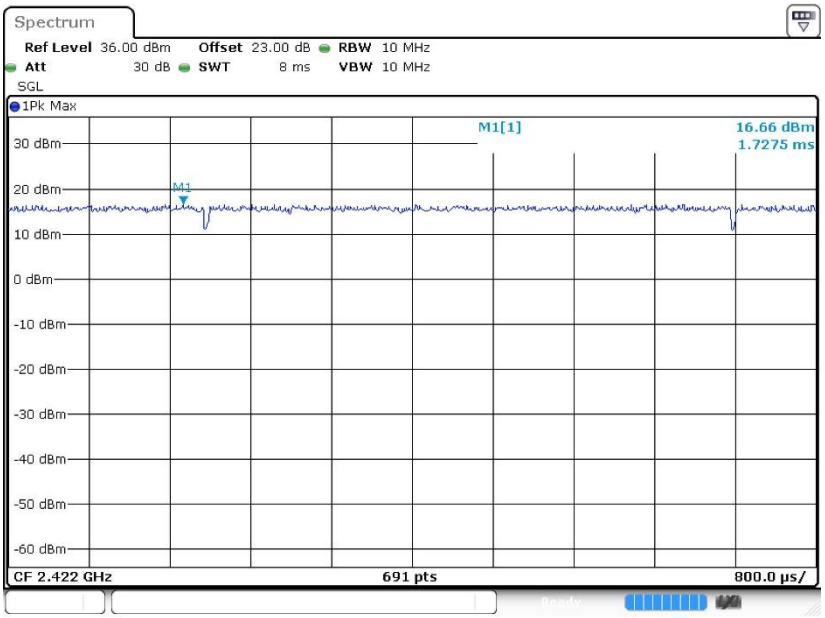

**802.11ac VHT20**

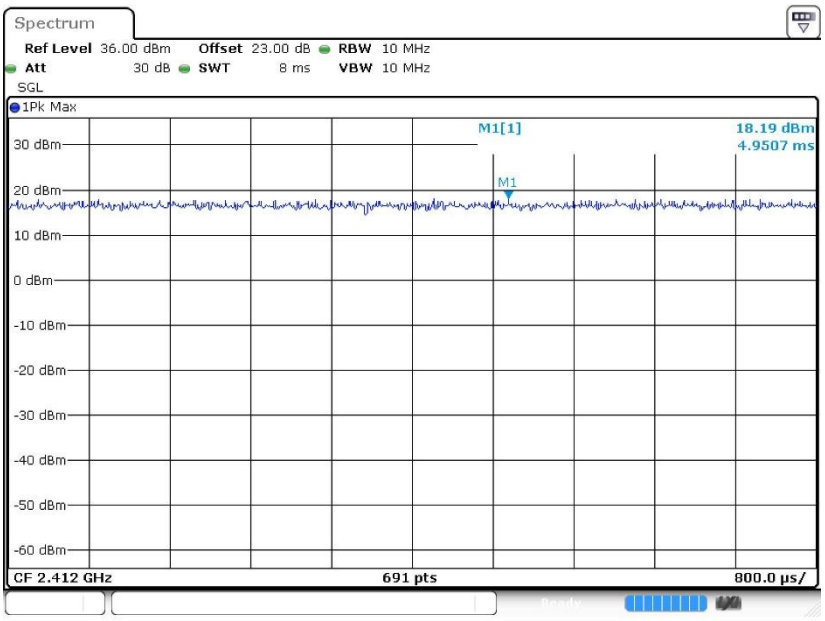


**802.11ac VHT40**

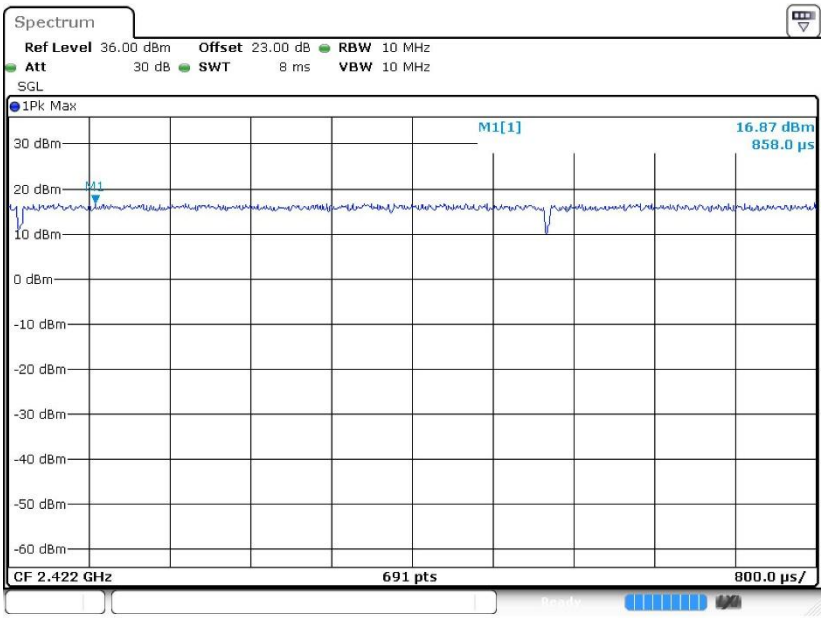

**802.11ax HE20**

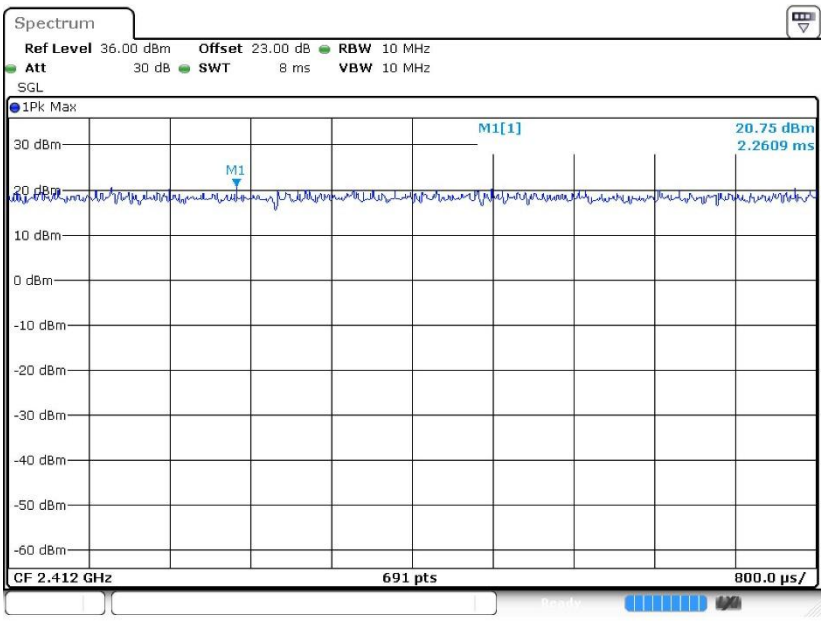


**802.11ax HE40**

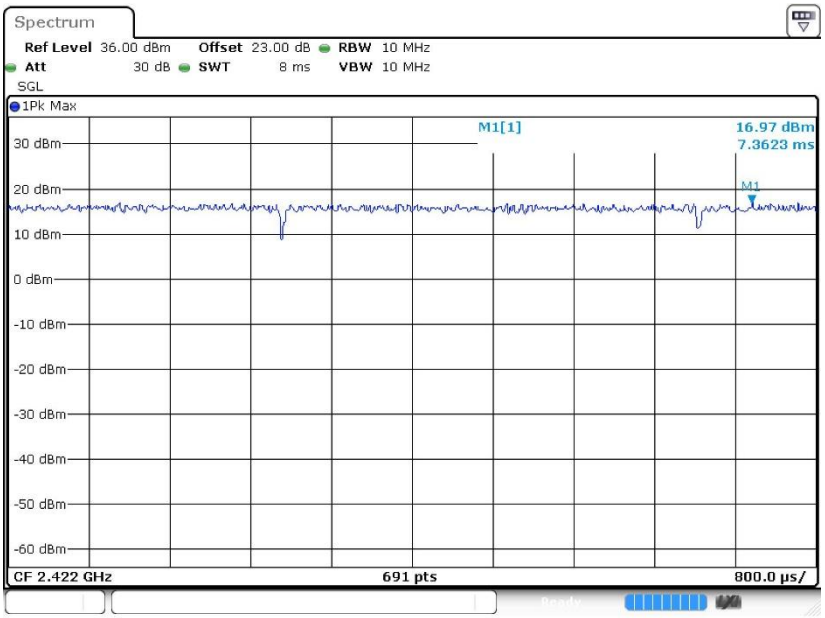

**<Ant. 2>**

**802.11b**

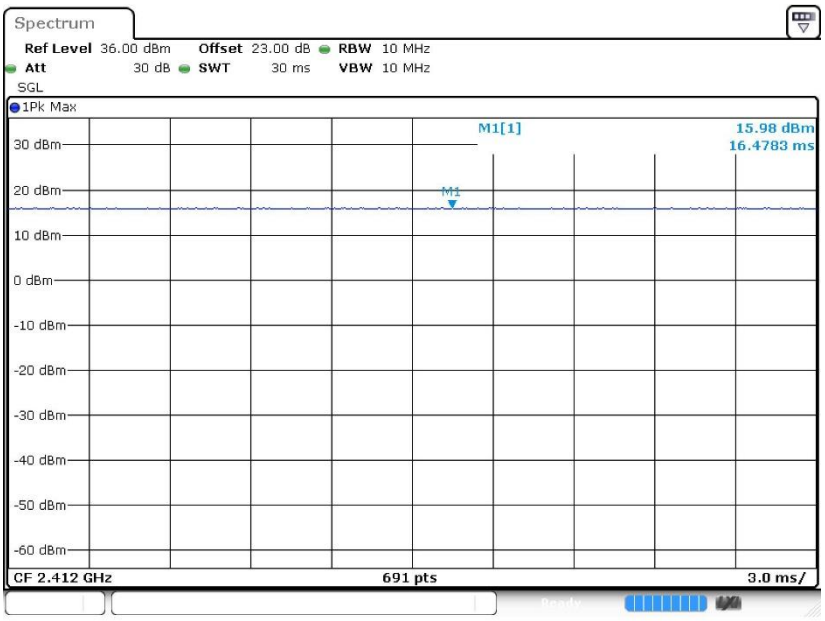


**802.11g**

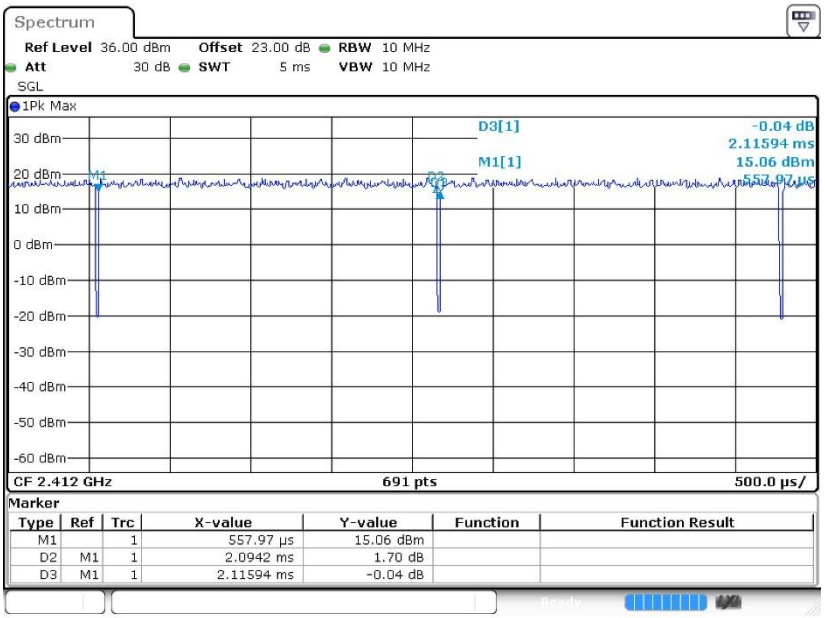

**802.11n HT20**

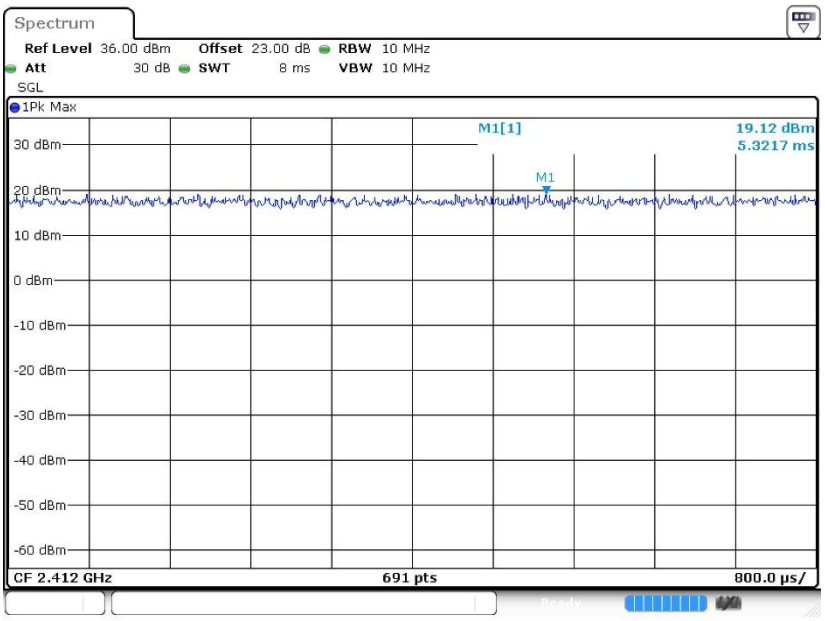


**802.11n HT40**

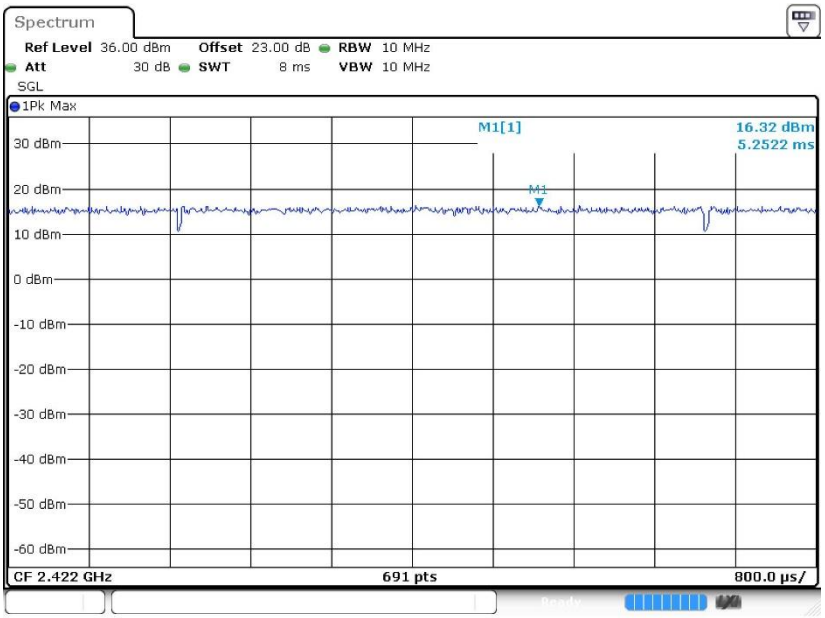

**802.11ac VHT20**

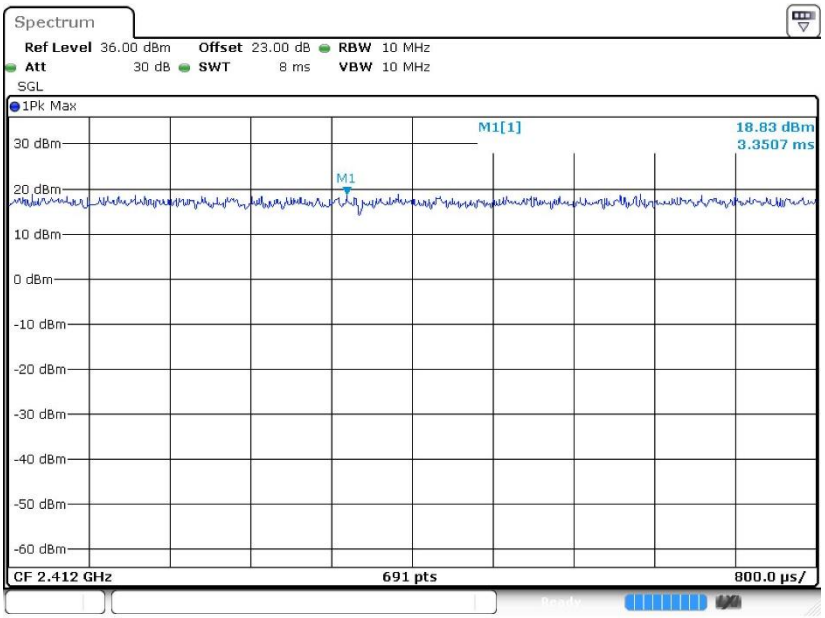


**802.11ac VHT40**

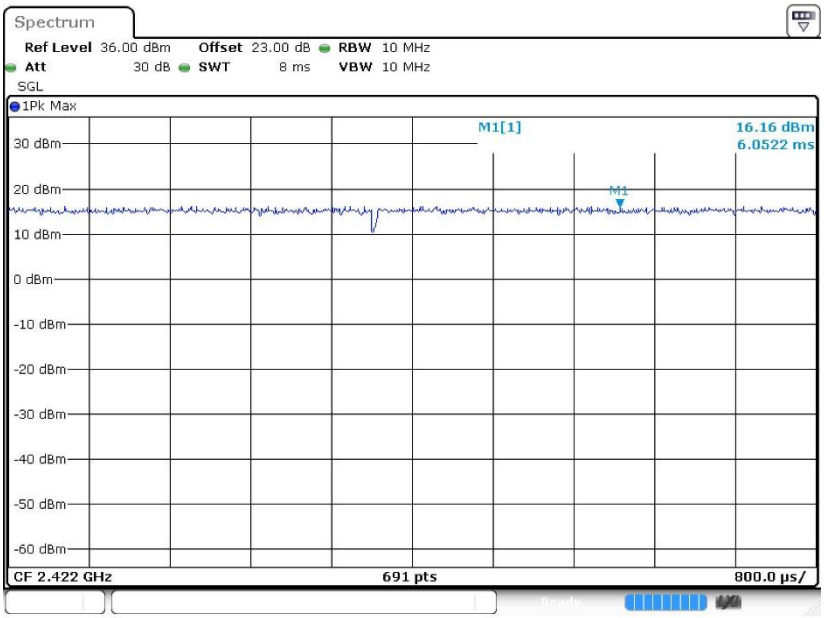

**802.11ax HE20**

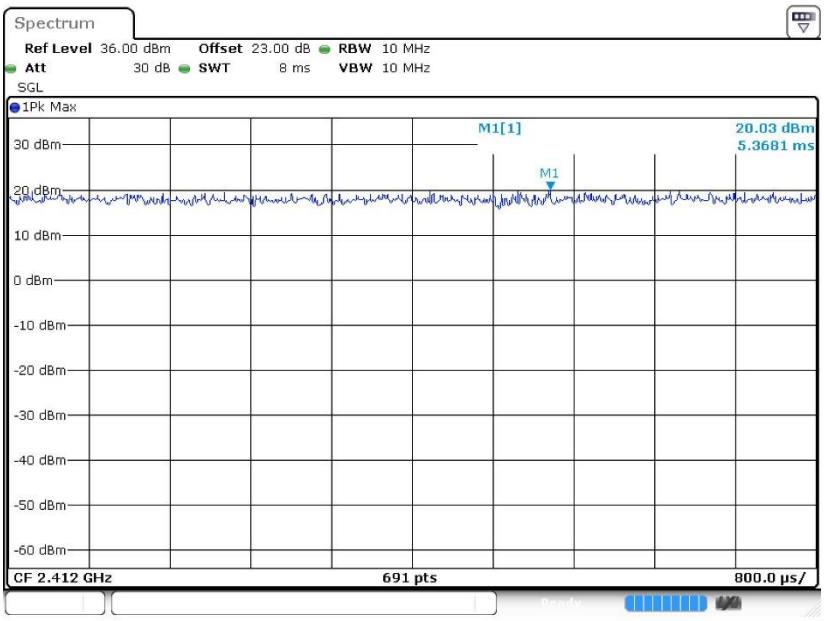

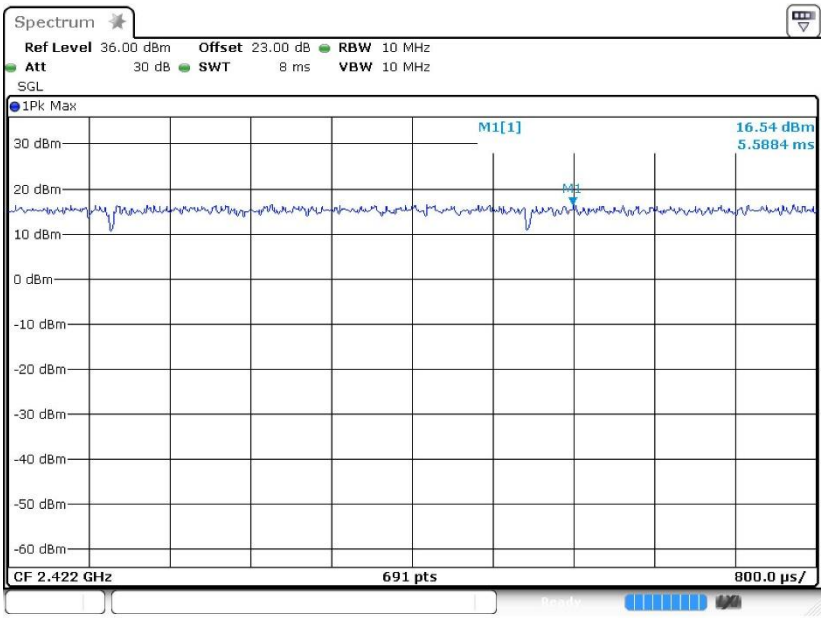
**802.11ax HE40**