Mode	30	
	Band Edge - L	
	U-NII-2A_5.25-5.35_802.11n HT40_CH54_5270MHz	
ANT	1+2	
Pol.	Horizontal	Fundamental
Peak	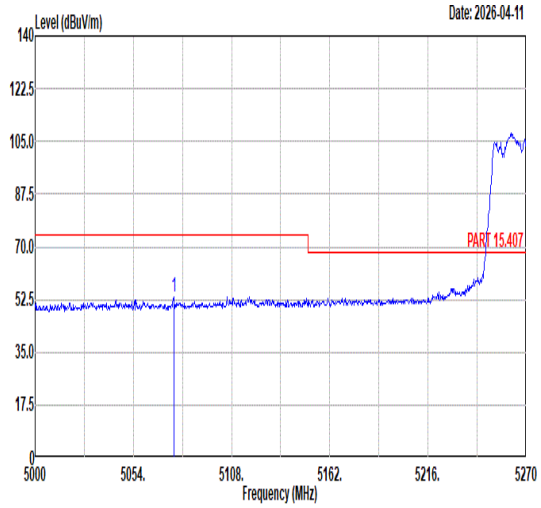 Freq Level Limit Line Margin (dB) Read Level Ant Factor Cable Loss Preamp Factor APos TPos Remark MHz dBuV/m dBuV/m dBuV dB/m dB dB cm deg 1 5076.14 53.48 74.00 -20.52 38.87 34.25 11.12 30.76 187 133 PEAK	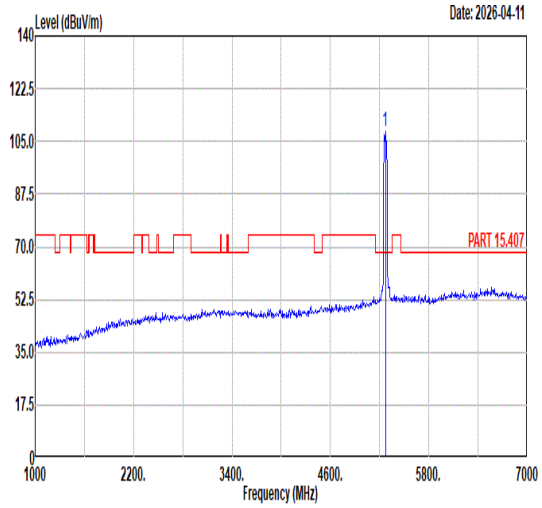 Freq Level Limit Line Margin (dB) Read Level Ant Factor Cable Loss Preamp Factor APos TPos Remark MHz dBuV/m dBuV/m dBuV dB/m dB dB cm deg 1 5270.00 108.12 ------ ------ 92.88 34.36 11.51 30.63 187 133 PEAK
Avg	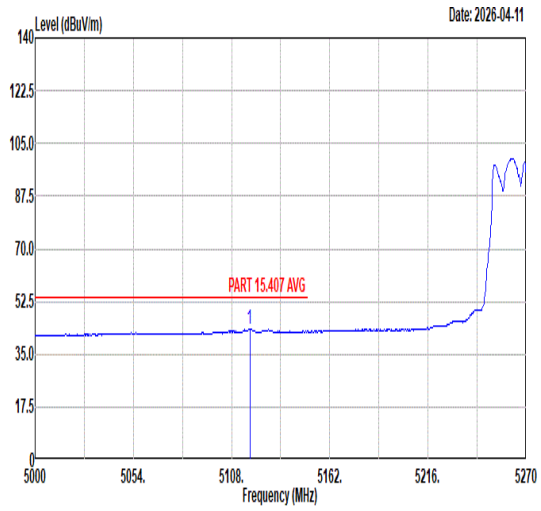 Freq Level Limit Line Margin (dB) Read Level Ant Factor Cable Loss Preamp Factor APos TPos Remark MHz dBuV/m dBuV/m dBuV dB/m dB dB cm deg 1 5117.99 43.46 54.00 -10.54 28.69 34.27 11.23 30.73 187 133 AVERAGE	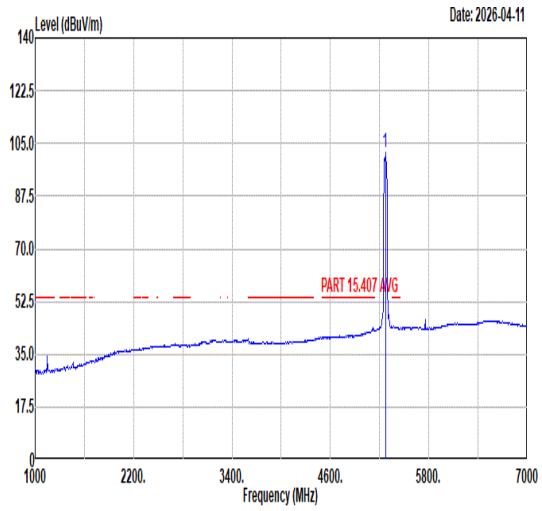 Freq Level Limit Line Margin (dB) Read Level Ant Factor Cable Loss Preamp Factor APos TPos Remark MHz dBuV/m dBuV/m dBuV dB/m dB dB cm deg 1 5270.00 101.76 ------ ------ 86.52 34.36 11.51 30.63 187 133 AVERAGE

Mode	30	
	Band Edge - R	
	U-NII-2A_5.25-5.35_802.11n HT40_CH54_5270MHz	
ANT	1+2	
Pol.	Horizontal	Fundamental
Peak	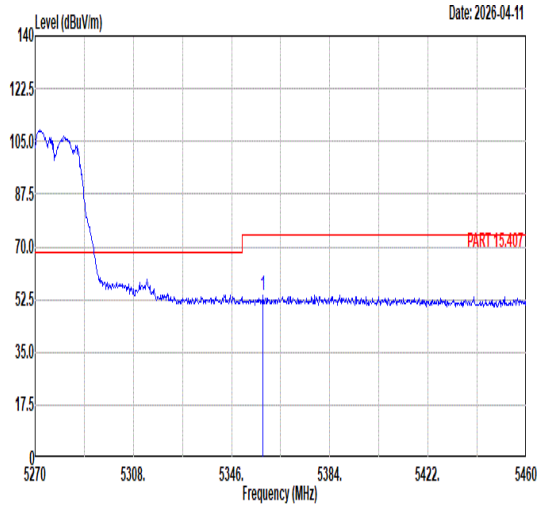 Freq Level Limit Line Margin (dB) Read Level Ant Factor Cable Loss Preamp Factor APos TPos Remark MHz dBuV/m dBuV/m dBuV dB/m dB dB cm deg 1 5357.97 53.77 74.00 -20.23 38.36 34.41 11.58 30.58 187 133 PEAK	Blank
Avg	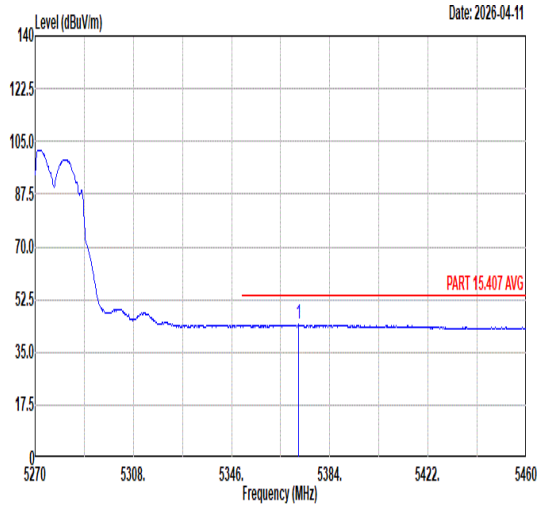 Freq Level Limit Line Margin (dB) Read Level Ant Factor Cable Loss Preamp Factor APos TPos Remark MHz dBuV/m dBuV/m dBuV dB/m dB dB cm deg 1 5372.03 44.21 54.00 -9.79 28.77 34.42 11.59 30.57 187 133 AVERAGE	Blank

Mode	30	
	Band Edge - L	
	U-NII-2A_5.25-5.35_802.11n HT40_CH54_5270MHz	
ANT	1+2	
Pol.	Vertical	Fundamental
Peak	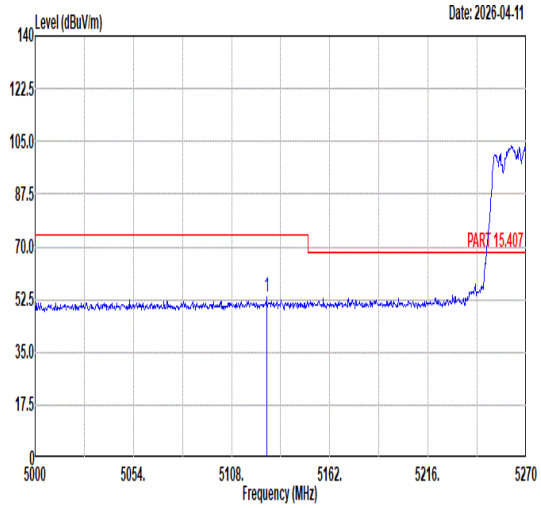 Freq Level Limit Line Margin (dB) Read Level Ant Factor Cable Loss Preamp Factor APos TPos Remark MHz dBuV/m dBuV/m dBuV dB/m dB dB cm deg 1 5127.17 53.13 74.00 -20.87 38.31 34.28 11.26 30.72 252 137 PEAK	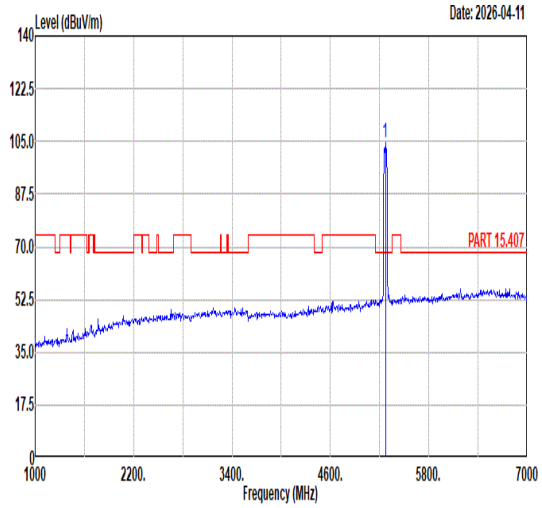 Freq Level Limit Line Margin (dB) Read Level Ant Factor Cable Loss Preamp Factor APos TPos Remark MHz dBuV/m dBuV/m dBuV dB/m dB dB cm deg 1 5270.00 104.39 ------ ------ 89.15 34.36 11.51 30.63 252 137 PEAK
Avg	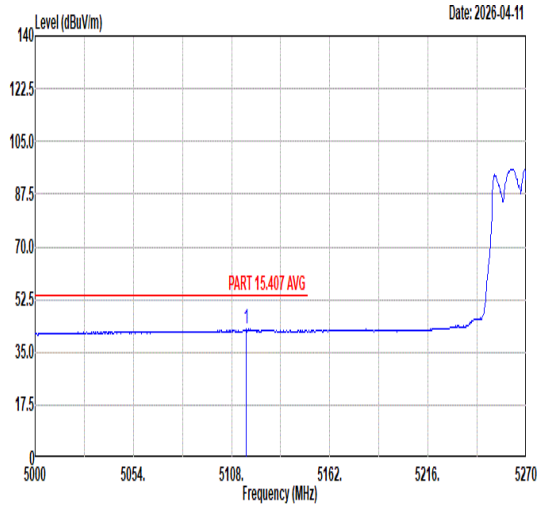 Freq Level Limit Line Margin (dB) Read Level Ant Factor Cable Loss Preamp Factor APos TPos Remark MHz dBuV/m dBuV/m dBuV dB/m dB dB cm deg 1 5115.83 42.64 54.00 -11.36 27.87 34.27 11.23 30.73 252 137 AVERAGE	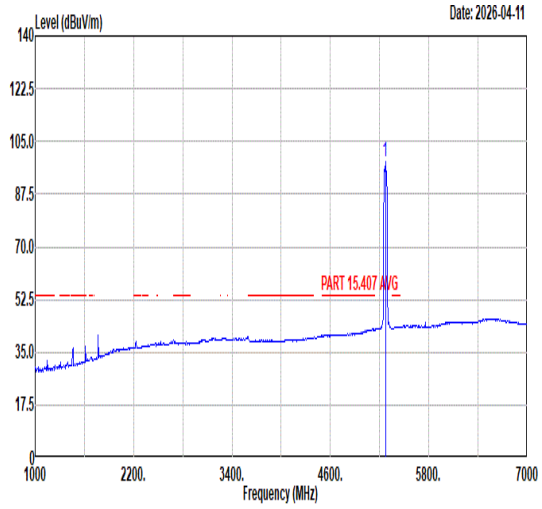 Freq Level Limit Line Margin (dB) Read Level Ant Factor Cable Loss Preamp Factor APos TPos Remark MHz dBuV/m dBuV/m dBuV dB/m dB dB cm deg 1 5270.00 98.25 ------ ------ 83.01 34.36 11.51 30.63 252 137 AVERAGE

Mode	30	
	Band Edge - R	
	U-NII-2A_5.25-5.35_802.11n HT40_CH54_5270MHz	
ANT	1+2	
Pol.	Vertical	Fundamental
Peak	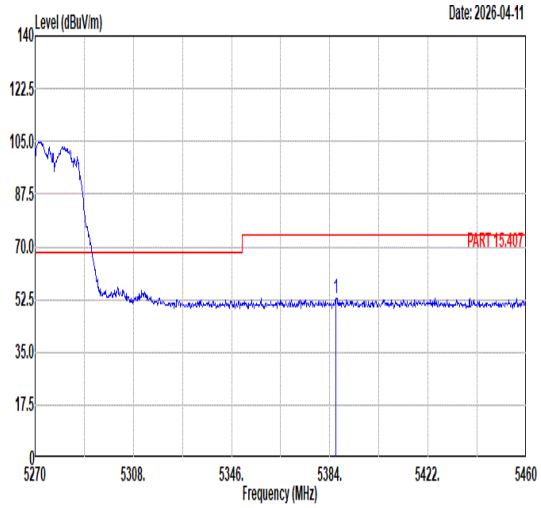 Freq Level Limit Line Margin (dB) Read Level Ant Factor Cable Loss Preamp Factor APos TPos Remark MHz dBuV/m dBuV/m dBuV dB/m dB dB cm deg 1 5386.28 53.02 74.00 -20.98 37.54 34.43 11.61 30.56 252 137 PEAK	Blank
Avg	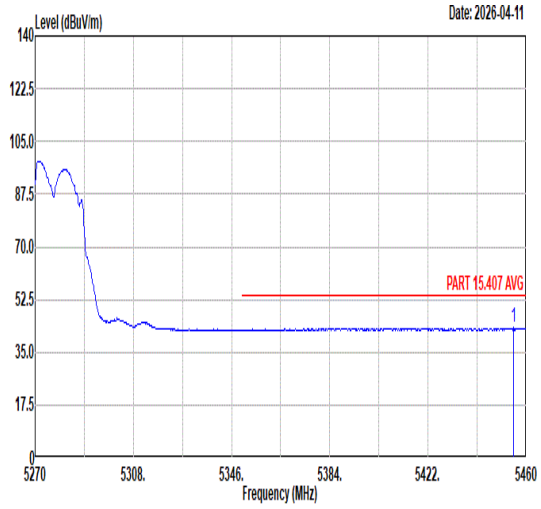 Freq Level Limit Line Margin (dB) Read Level Ant Factor Cable Loss Preamp Factor APos TPos Remark MHz dBuV/m dBuV/m dBuV dB/m dB dB cm deg 1 5455.06 43.10 54.00 -10.90 27.48 34.47 11.67 30.52 252 137 AVERAGE	Blank

Mode	30	
	Harmonic	
	U-NII-2A_5.25-5.35_802.11n HT40_CH54_5270MHz	
ANT	1+2	
Pol.	Horizontal	Vertical
Peak Avg	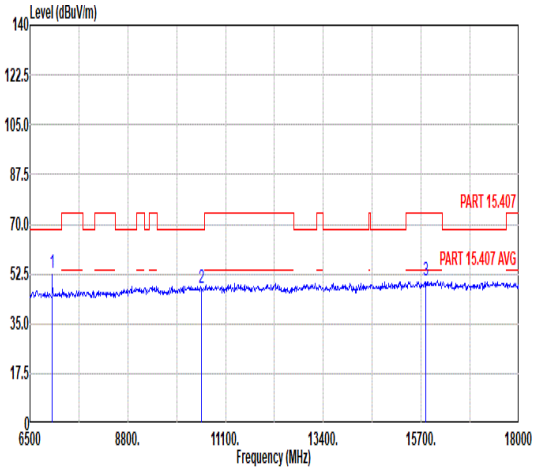 Freq Level Limit Line Margin Read Level Ant Factor Cable Loss Preamp Factor APos TPos Remark MHz dBuV/m dBuV/m dB dBuV dB/m dB dB cm deg 1 7026.00 53.03 68.30 -15.27 69.19 35.69 13.20 65.05 175 236 Peak 2 10540.00 47.32 68.30 -20.98 57.42 37.63 16.14 63.87 --- --- Peak 3 15810.00 49.93 74.00 -24.07 53.95 40.57 19.65 64.24 --- --- Peak	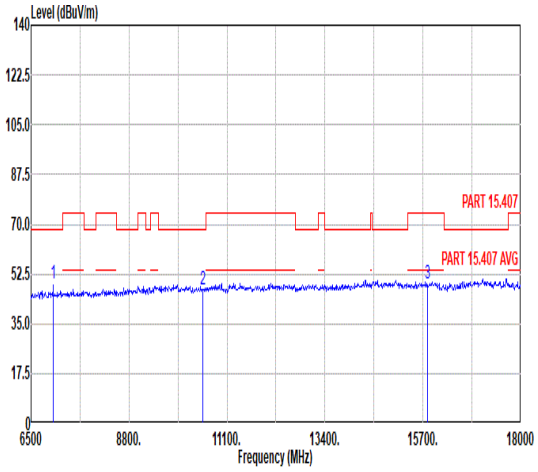 Freq Level Limit Line Margin Read Level Ant Factor Cable Loss Preamp Factor APos TPos Remark MHz dBuV/m dBuV/m dB dBuV dB/m dB dB cm deg 1 7026.00 49.13 68.30 -19.17 65.29 35.69 13.20 65.05 100 198 Peak 2 10540.00 47.28 68.30 -21.02 57.38 37.63 16.14 63.87 --- --- Peak 3 15810.00 49.26 74.00 -24.74 53.28 40.57 19.65 64.24 --- --- Peak

Mode	31	
	Band Edge - L	
	U-NII-2A_5.25-5.35_802.11n HT40_CH62_5310MHz	
ANT	1+2	
Pol.	Horizontal	Fundamental
Peak	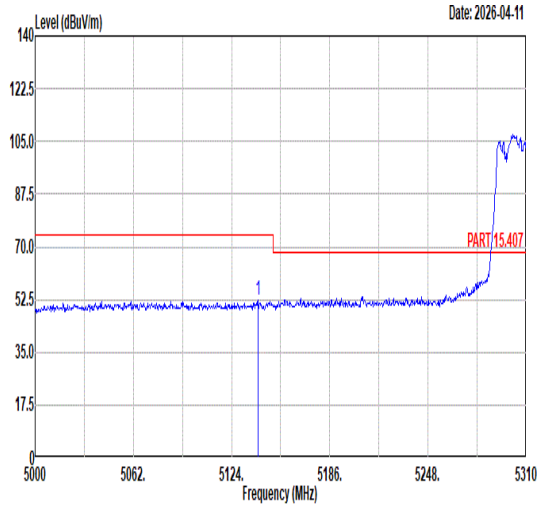 Freq Level Limit Line Margin (dB) Read Level Ant Factor Cable Loss Preamp Factor APos TPos Remark MHz dBuV/m dBuV/m dBuV dB/m dB dB cm deg 1 5140.74 52.35 74.00 -21.65 37.50 34.28 11.29 30.72 177 132 PEAK	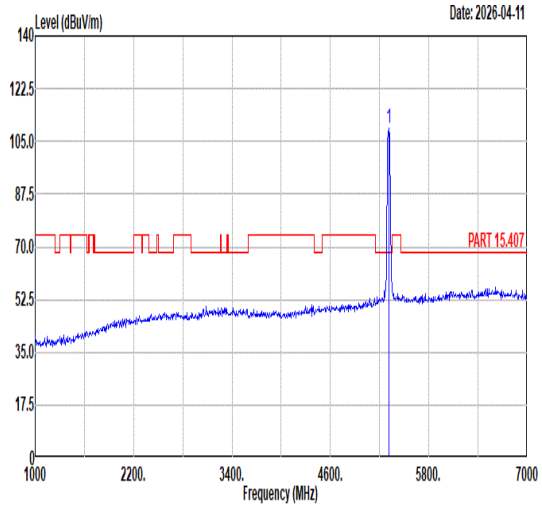 Freq Level Limit Line Margin (dB) Read Level Ant Factor Cable Loss Preamp Factor APos TPos Remark MHz dBuV/m dBuV/m dBuV dB/m dB dB cm deg 1 5310.00 109.21 ------ ------ 93.88 34.39 11.55 30.61 177 132 PEAK
Avg	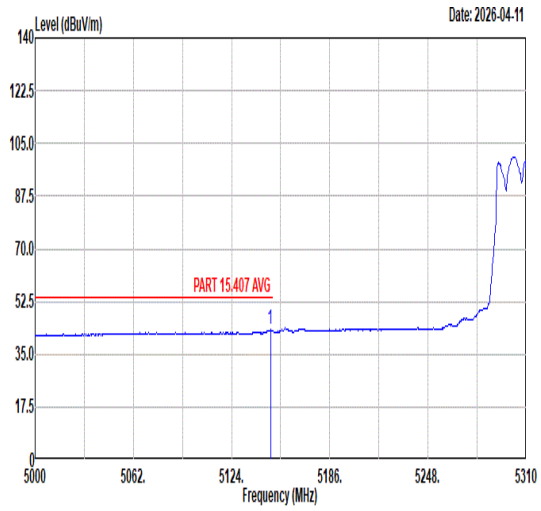 Freq Level Limit Line Margin (dB) Read Level Ant Factor Cable Loss Preamp Factor APos TPos Remark MHz dBuV/m dBuV/m dBuV dB/m dB dB cm deg 1 5148.49 43.11 54.00 -10.89 28.22 34.29 11.31 30.71 177 132 AVERAGE	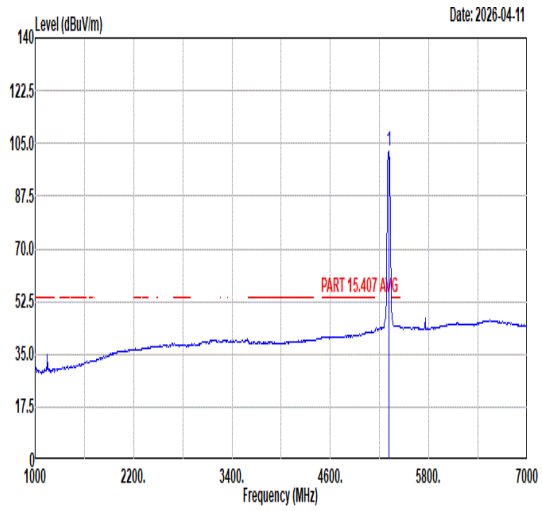 Freq Level Limit Line Margin (dB) Read Level Ant Factor Cable Loss Preamp Factor APos TPos Remark MHz dBuV/m dBuV/m dBuV dB/m dB dB cm deg 1 5310.00 102.52 ------ ------ 87.19 34.39 11.55 30.61 177 132 AVERAGE

Mode	31	
	Band Edge - R	
	U-NII-2A_5.25-5.35_802.11n HT40_CH62_5310MHz	
ANT	1+2	
Pol.	Horizontal	Fundamental
Peak	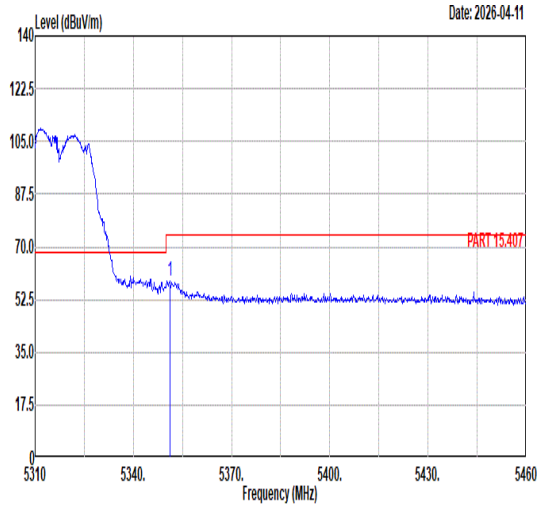 Freq Level Limit Line Margin (dB) Read Level Ant Factor Cable Loss Preamp Factor APos TPos Remark MHz dBuV/m dBuV/m dBuV dB/m dB dB cm deg 1 5351.10 58.75 74.00 -15.25 43.34 34.41 11.58 30.58 177 132 PEAK	Blank
Avg	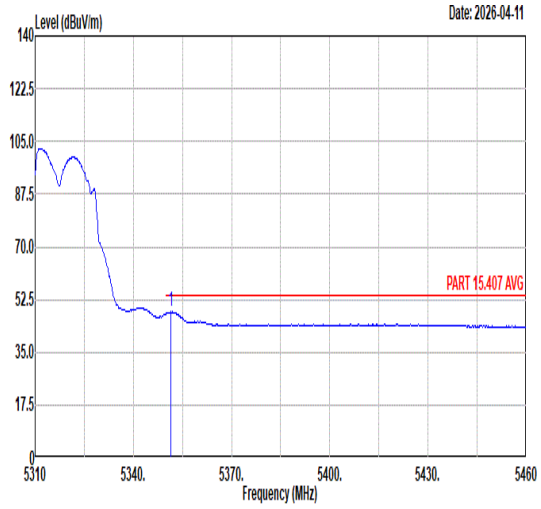 Freq Level Limit Line Margin (dB) Read Level Ant Factor Cable Loss Preamp Factor APos TPos Remark MHz dBuV/m dBuV/m dBuV dB/m dB dB cm deg 1 5351.40 48.36 54.00 -5.64 32.95 34.41 11.58 30.58 177 132 AVERAGE	Blank

Mode	31	
	Band Edge - L	
	U-NII-2A_5.25-5.35_802.11n HT40_CH62_5310MHz	
ANT	1+2	
Pol.	Vertical	Fundamental
Peak	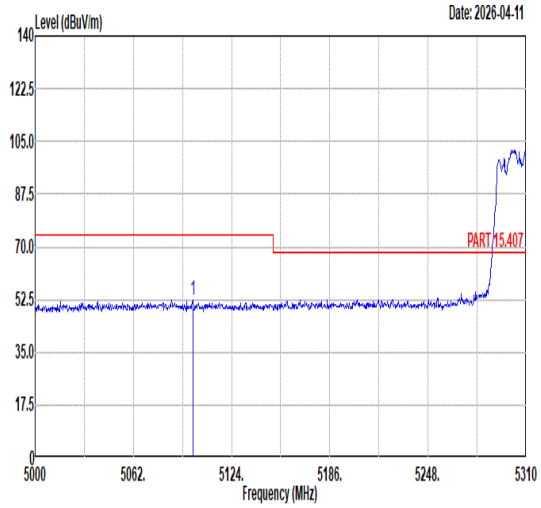 Freq Level Limit Line Margin (dB) Read Level Ant Factor Cable Loss Preamp Factor APos TPos Remark MHz dBuV/m dBuV/m dBuV dB/m dB dB cm deg 1 5099.51 52.23 74.00 -21.77 37.53 34.26 11.18 30.74 258 146 PEAK	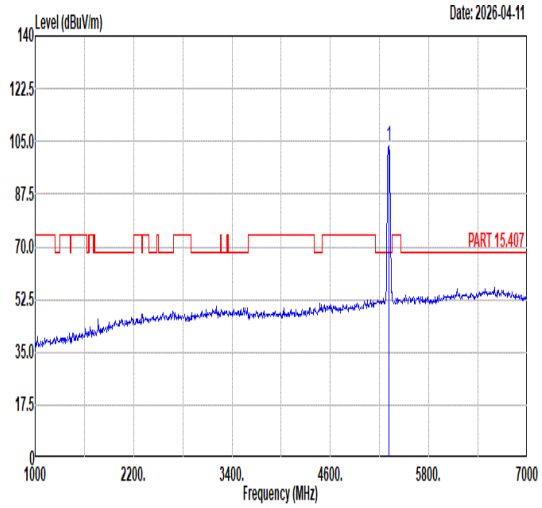 Freq Level Limit Line Margin (dB) Read Level Ant Factor Cable Loss Preamp Factor APos TPos Remark MHz dBuV/m dBuV/m dBuV dB/m dB dB cm deg 1 5310.00 103.60 ------ ------ 88.27 34.39 11.55 30.61 258 146 PEAK
Avg	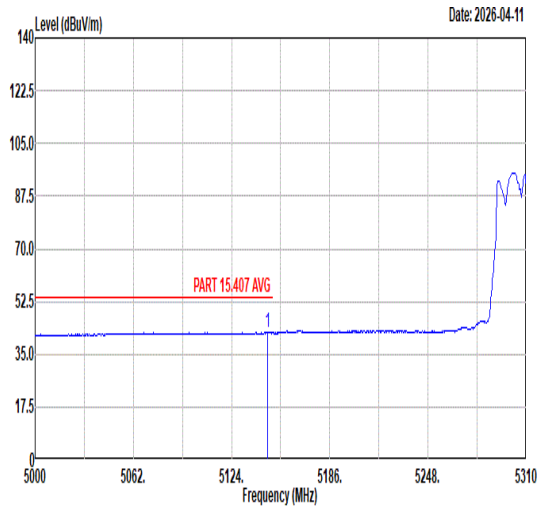 Freq Level Limit Line Margin (dB) Read Level Ant Factor Cable Loss Preamp Factor APos TPos Remark MHz dBuV/m dBuV/m dBuV dB/m dB dB cm deg 1 5146.94 42.50 54.00 -11.50 27.61 34.29 11.31 30.71 258 146 AVERAGE	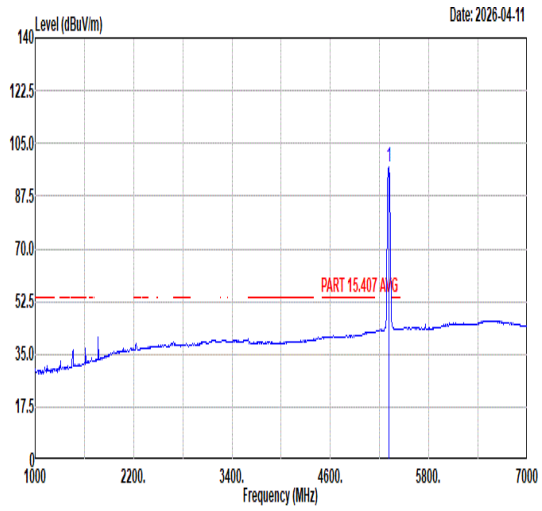 Freq Level Limit Line Margin (dB) Read Level Ant Factor Cable Loss Preamp Factor APos TPos Remark MHz dBuV/m dBuV/m dBuV dB/m dB dB cm deg 1 5310.00 97.30 ------ ------ 81.97 34.39 11.55 30.61 258 146 AVERAGE

Mode	31	
	Band Edge - R	
	U-NII-2A_5.25-5.35_802.11n HT40_CH62_5310MHz	
ANT	1+2	
Pol.	Vertical	Fundamental
Peak	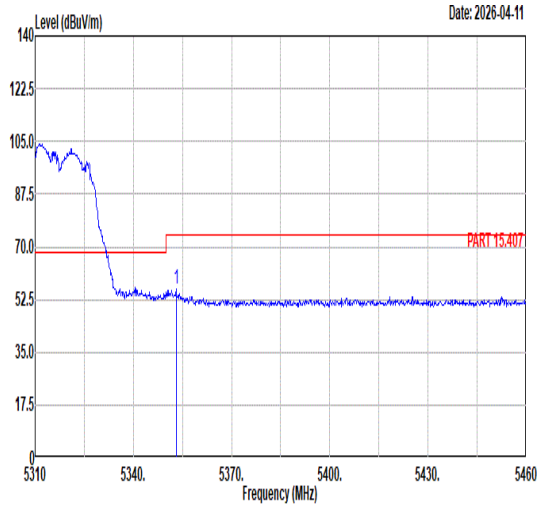 Freq Level Limit Line Margin (dB) Read Level Ant Factor Cable Loss Preamp Factor APos TPos Remark MHz dBuV/m dBuV/m dBuV dB/m dB dB cm deg 1 5353.05 56.18 74.00 -17.82 40.77 34.41 11.58 30.58 258 146 PEAK	Blank
Avg	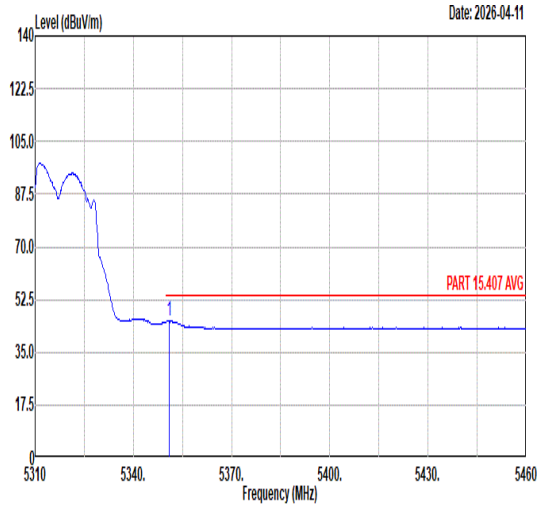 Freq Level Limit Line Margin (dB) Read Level Ant Factor Cable Loss Preamp Factor APos TPos Remark MHz dBuV/m dBuV/m dBuV dB/m dB dB cm deg 1 5350.95 45.60 54.00 -8.40 30.19 34.41 11.58 30.58 258 146 AVERAGE	Blank

Mode	31	
	Harmonic	
	U-NII-2A_5.25-5.35_802.11n HT40_CH62_5310MHz	
ANT	1+2	
Pol.	Horizontal	Vertical
Peak Avg	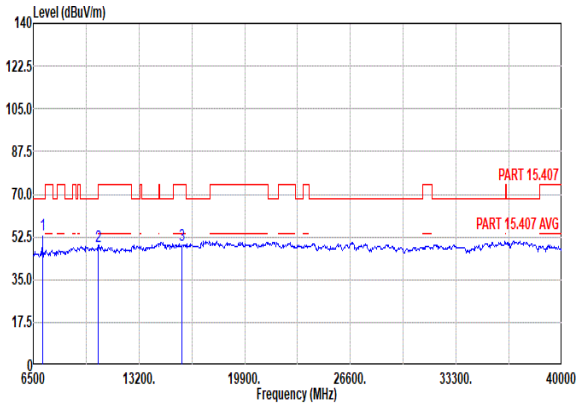 Freq Level Limit Line Margin Read Level Ant Factor Cable Loss Preamp Factor APos TPos Remark MHz dBuV/m dBuV/m dB dBuV dB/m dB dB cm deg 1 7080.00 53.56 68.30 -14.74 69.58 35.67 13.27 64.96 172 236 Peak 2 10620.00 48.81 74.00 -25.19 58.70 37.70 16.21 63.80 --- --- Peak 3 15930.00 49.28 74.00 -24.72 53.29 40.72 19.80 64.53 --- --- Peak	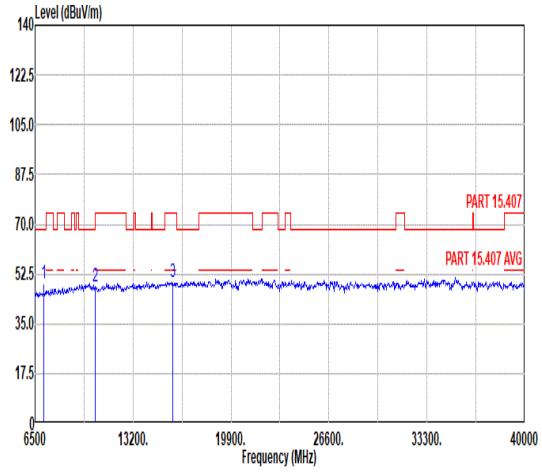 Freq Level Limit Line Margin Read Level Ant Factor Cable Loss Preamp Factor APos TPos Remark MHz dBuV/m dBuV/m dB dBuV dB/m dB dB cm deg 1 7080.00 49.31 68.30 -18.99 65.33 35.67 13.27 64.96 100 198 Peak 2 10620.00 47.85 74.00 -26.15 57.74 37.70 16.21 63.80 --- --- Peak 3 15930.00 49.81 74.00 -24.19 53.82 40.72 19.80 64.53 --- --- Peak

Mode	32	
	Band Edge - L	
	U-NII-2C_5.47-5.725_802.11n HT40_CH102_5510MHz	
ANT	1+2	
Pol.	Horizontal	Fundamental
Peak	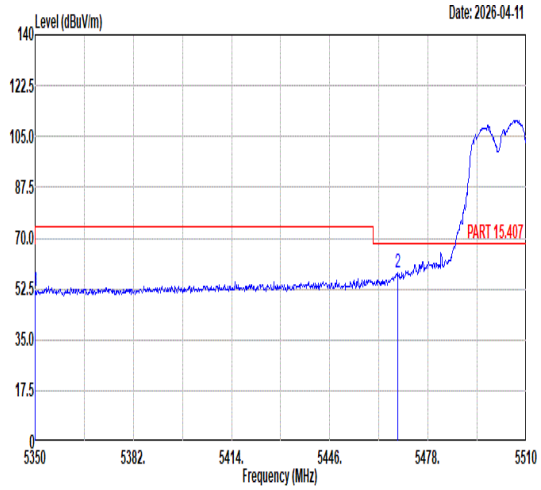 Freq Level Limit Line Margin (dB) Read Level Ant Factor Cable Loss Preamp Factor APos TPos Remark MHz dBuV/m dBuV/m dBuV dB/m dB dB cm deg 1 5350.00 51.53 68.30 -16.77 36.13 34.41 11.58 30.59 166 220 PEAK 2 5468.08 58.02 68.30 -10.28 42.37 34.48 11.68 30.51 166 220 PEAK	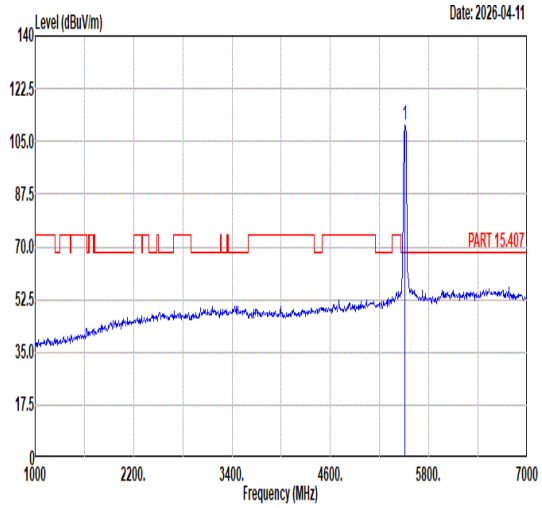 Freq Level Limit Line Margin (dB) Read Level Ant Factor Cable Loss Preamp Factor APos TPos Remark MHz dBuV/m dBuV/m dBuV dB/m dB dB cm deg 1 5510.00 110.33 ------ ------ 94.63 34.51 11.71 30.52 166 220 PEAK
Avg	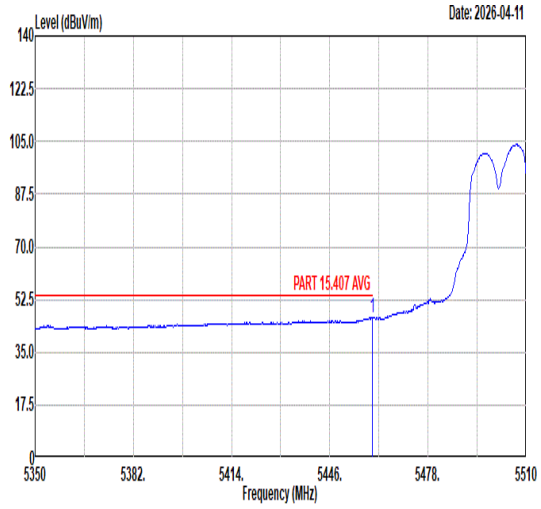 Freq Level Limit Line Margin (dB) Read Level Ant Factor Cable Loss Preamp Factor APos TPos Remark MHz dBuV/m dBuV/m dBuV dB/m dB dB cm deg 1 5459.76 46.35 54.00 -7.65 30.72 34.48 11.67 30.52 166 220 AVERAGE	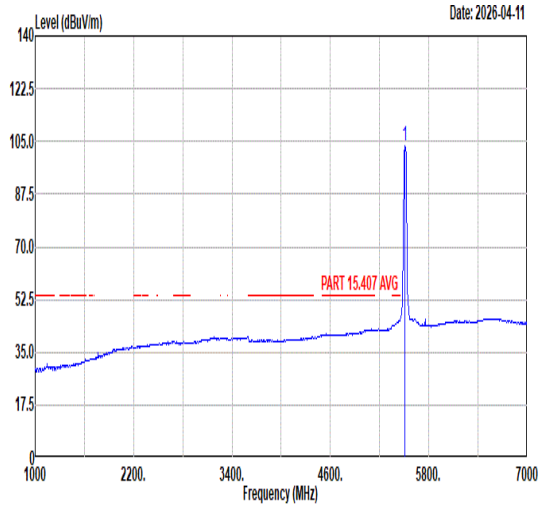 Freq Level Limit Line Margin (dB) Read Level Ant Factor Cable Loss Preamp Factor APos TPos Remark MHz dBuV/m dBuV/m dBuV dB/m dB dB cm deg 1 5510.00 103.80 ------ ------ 88.10 34.51 11.71 30.52 166 220 AVERAGE

Mode	32	
	Band Edge - R	
	U-NII-2C_5.47-5.725_802.11n HT40_CH102_5510MHz	
ANT	1+2	
Pol.	Horizontal	Fundamental
Peak	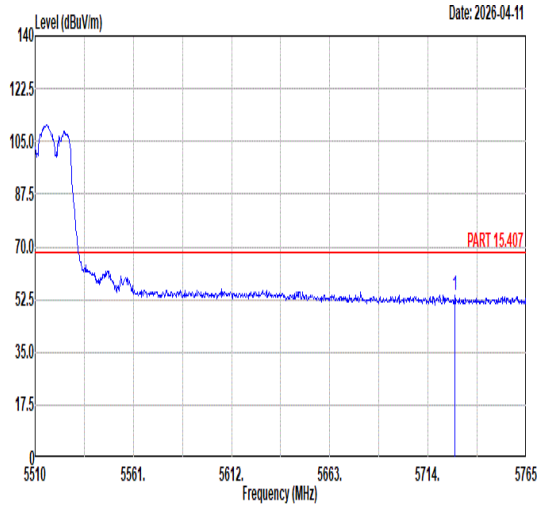 Freq Level Limit Line Margin (dB) Read Level Ant Factor Cable Loss Preamp Factor APos TPos Remark MHz dBuV/m dBuV/m dBuV dB/m dB dB cm deg 1 5728.03 53.83 68.30 -14.47 37.76 34.91 11.94 30.78 166 220 PEAK	Blank

Mode	32	
	Band Edge - L	
	U-NII-2C_5.47-5.725_802.11n HT40_CH102_5510MHz	
ANT	1+2	
Pol.	Vertical	Fundamental
Peak	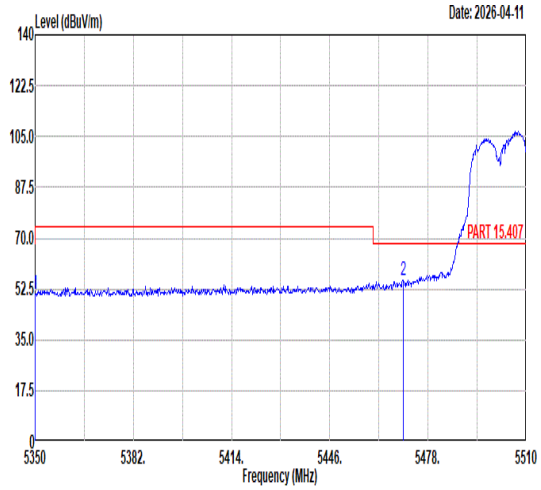 Freq Level Limit Line Margin (dB) Read Level Ant Factor Cable Loss Preamp Factor APos TPos Remark MHz dBuV/m dBuV/m dBuV dB/m dB dB cm deg 1 5350.00 50.63 68.30 -17.67 35.23 34.41 11.58 30.59 275 209 PEAK 2 5469.84 55.39 68.30 -12.91 39.74 34.48 11.68 30.51 275 209 PEAK	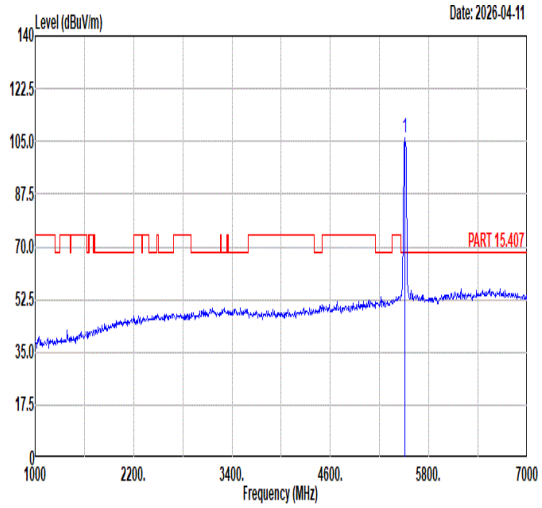 Freq Level Limit Line Margin (dB) Read Level Ant Factor Cable Loss Preamp Factor APos TPos Remark MHz dBuV/m dBuV/m dBuV dB/m dB dB cm deg 1 5510.00 106.17 ------ ------ 90.47 34.51 11.71 30.52 275 209 PEAK
Avg	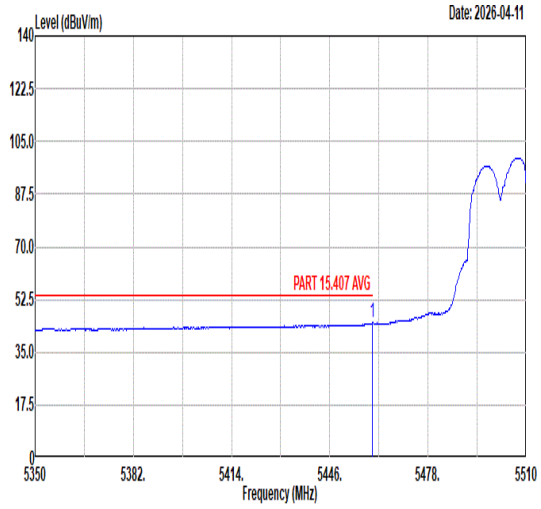 Freq Level Limit Line Margin (dB) Read Level Ant Factor Cable Loss Preamp Factor APos TPos Remark MHz dBuV/m dBuV/m dBuV dB/m dB dB cm deg 1 5459.76 44.81 54.00 -9.19 29.18 34.48 11.67 30.52 275 209 AVERAGE	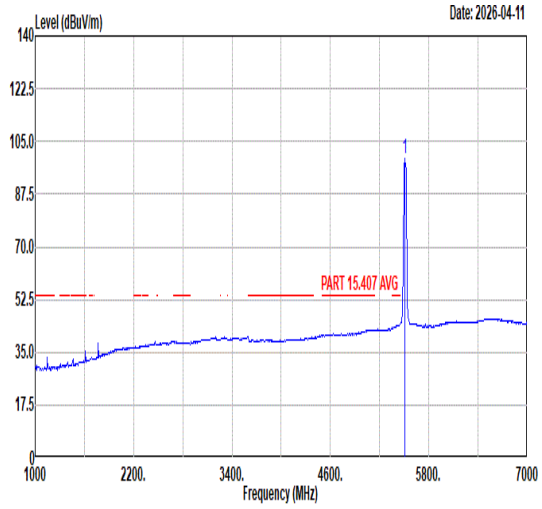 Freq Level Limit Line Margin (dB) Read Level Ant Factor Cable Loss Preamp Factor APos TPos Remark MHz dBuV/m dBuV/m dBuV dB/m dB dB cm deg 1 5510.00 99.38 ------ ------ 83.68 34.51 11.71 30.52 275 209 AVERAGE

Mode	32	
	Band Edge - R	
	U-NII-2C_5.47-5.725_802.11n HT40_CH102_5510MHz	
ANT	1+2	
Pol.	Vertical	Fundamental
Peak	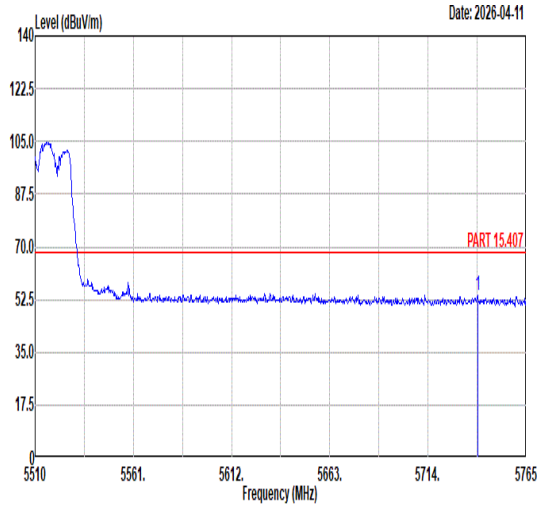 Freq Level Limit Line Margin (dB) Read Level Ant Factor Cable Loss Preamp Factor APos TPos Remark MHz dBuV/m dBuV/m dBuV dB/m dB dB cm deg 1 5739.76 53.73 68.30 -14.57 37.64 34.93 11.96 30.80 275 209 PEAK	Blank

Mode	32	
	Harmonic	
	U-NII-2C_5.47-5.725_802.11n HT40_CH102_5510MHz	
ANT	1+2	
Pol.	Horizontal	Vertical
Peak Avg	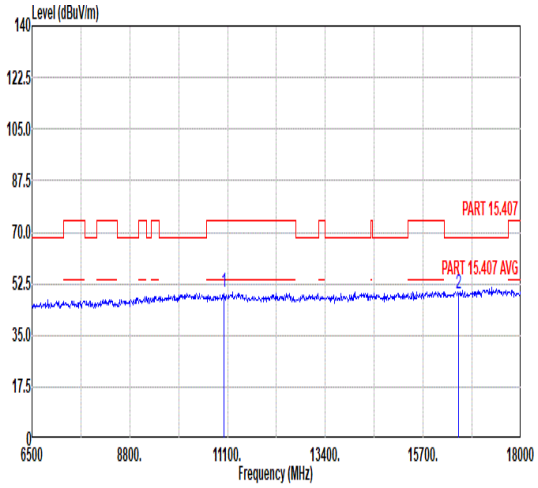 Freq Level Limit Line Margin Read Level Ant Factor Cable Loss Preamp Factor APos TPos Remark MHz dBuV/m dBuV/m dB dBuV dB/m dB dB cm deg 1 11020.00 49.80 74.00 -24.20 58.82 38.01 16.45 63.48 --- --- Peak 2 16530.00 49.39 68.30 -18.91 53.16 41.21 20.01 64.99 --- --- Peak	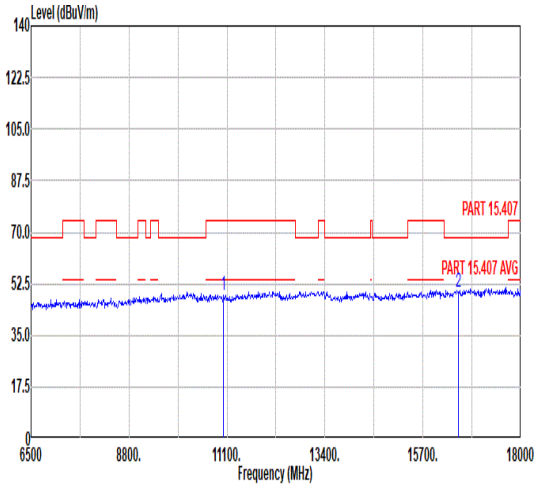 Freq Level Limit Line Margin Read Level Ant Factor Cable Loss Preamp Factor APos TPos Remark MHz dBuV/m dBuV/m dB dBuV dB/m dB dB cm deg 1 11020.00 48.46 74.00 -25.54 57.48 38.01 16.45 63.48 --- --- Peak 2 16530.00 49.87 68.30 -18.43 53.64 41.21 20.01 64.99 --- --- Peak

Mode	33	
	Band Edge - L	
	U-NII-2C_5.47-5.725_802.11n HT40_CH134_5670MHz	
ANT	1+2	
Pol.	Horizontal	Fundamental
Peak	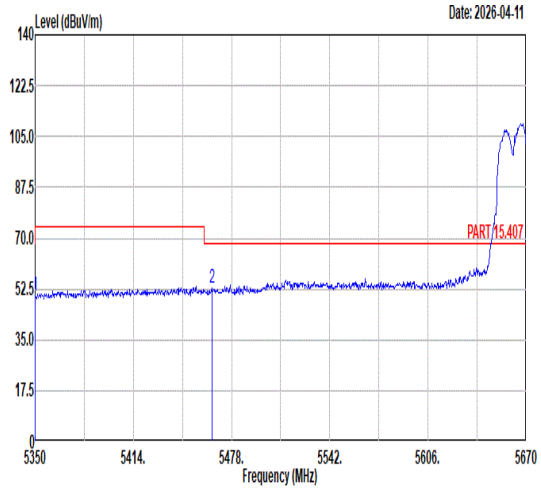 Freq Level Limit Line Margin (dB) Read Level Ant Factor Cable Loss Preamp Factor APos TPos Remark MHz dBuV/m dBuV/m dBuV dB/m dB dB cm deg 1 5350.00 50.44 68.30 -17.86 35.04 34.41 11.58 30.59 184 220 PEAK 2 5465.52 52.76 68.30 -15.54 37.11 34.48 11.68 30.51 184 220 PEAK	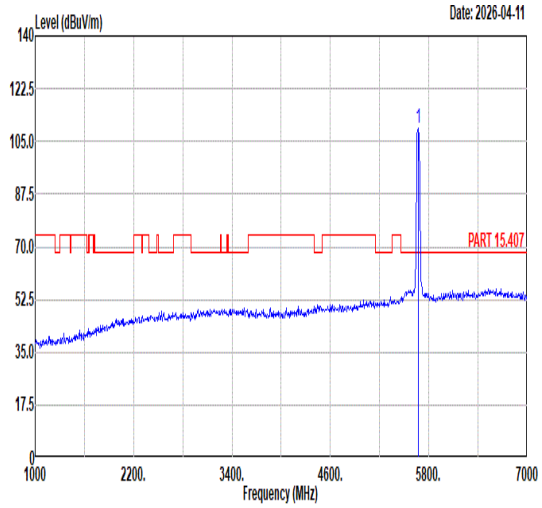 Freq Level Limit Line Margin (dB) Read Level Ant Factor Cable Loss Preamp Factor APos TPos Remark MHz dBuV/m dBuV/m dBuV dB/m dB dB cm deg 1 5670.00 109.40 ------ ------ 93.44 34.80 11.87 30.71 184 220 PEAK
Avg	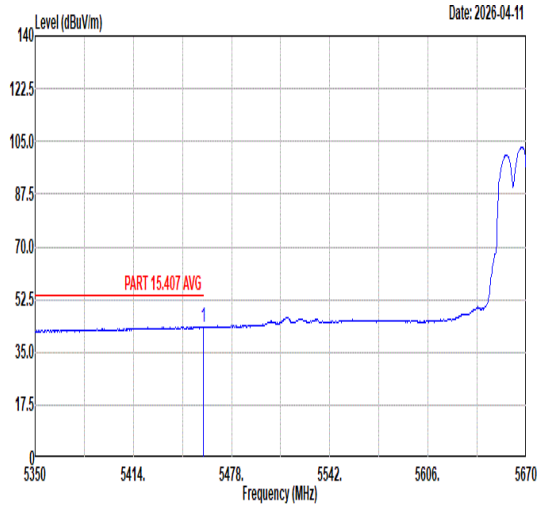 Freq Level Limit Line Margin (dB) Read Level Ant Factor Cable Loss Preamp Factor APos TPos Remark MHz dBuV/m dBuV/m dBuV dB/m dB dB cm deg 1 5459.44 43.31 54.00 -10.69 27.68 34.48 11.67 30.52 184 220 AVERAGE	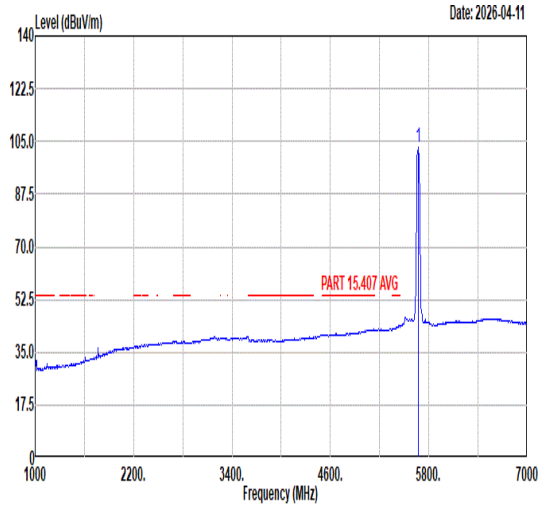 Freq Level Limit Line Margin (dB) Read Level Ant Factor Cable Loss Preamp Factor APos TPos Remark MHz dBuV/m dBuV/m dBuV dB/m dB dB cm deg 1 5670.00 102.83 ------ ------ 86.87 34.80 11.87 30.71 184 220 AVERAGE

Mode	33	
	Band Edge - R	
	U-NII-2C_5.47-5.725_802.11n HT40_CH134_5670MHz	
ANT	1+2	
Pol.	Horizontal	Fundamental
Peak	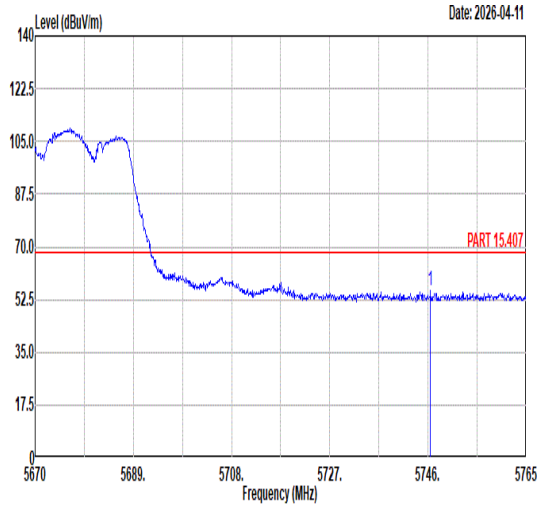 Freq Level Limit Line Margin (dB) Read Level Ant Factor Cable Loss Preamp Factor APos TPos Remark MHz dBuV/m dBuV/m dBuV dB/m dB dB cm deg 1 5746.48 55.32 68.30 -12.98 39.22 34.94 11.96 30.80 184 220 PEAK	Blank

Mode	33	
	Band Edge - L	
	U-NII-2C_5.47-5.725_802.11n HT40_CH134_5670MHz	
ANT	1+2	
Pol.	Vertical	Fundamental
Peak	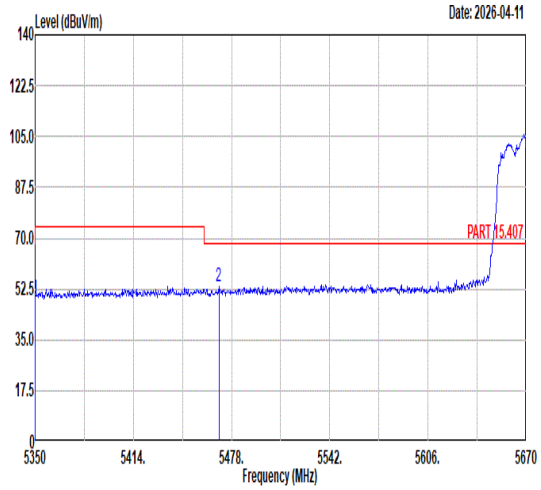 Freq Level Limit Line Margin (dB) Read Level Ant Factor Cable Loss Preamp Factor APos TPos Remark MHz dBuV/m dBuV/m dBuV dB/m dB dB cm deg 1 5350.00 49.05 68.30 -19.25 33.65 34.41 11.58 30.59 345 202 PEAK 2 5469.68 53.36 68.30 -14.94 37.71 34.48 11.68 30.51 345 202 PEAK	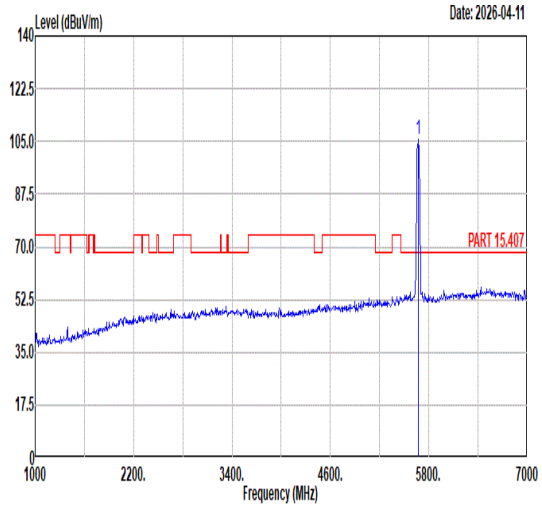 Freq Level Limit Line Margin (dB) Read Level Ant Factor Cable Loss Preamp Factor APos TPos Remark MHz dBuV/m dBuV/m dBuV dB/m dB dB cm deg 1 5670.00 105.85 ------ ------ 89.89 34.80 11.87 30.71 345 202 PEAK
Avg	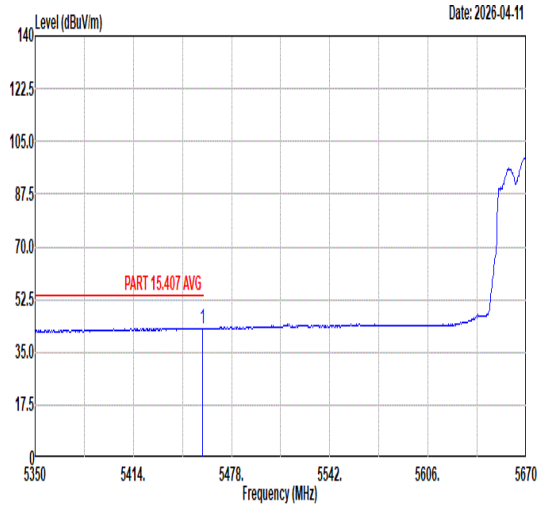 Freq Level Limit Line Margin (dB) Read Level Ant Factor Cable Loss Preamp Factor APos TPos Remark MHz dBuV/m dBuV/m dBuV dB/m dB dB cm deg 1 5459.12 43.02 54.00 -10.98 27.39 34.48 11.67 30.52 345 202 AVERAGE	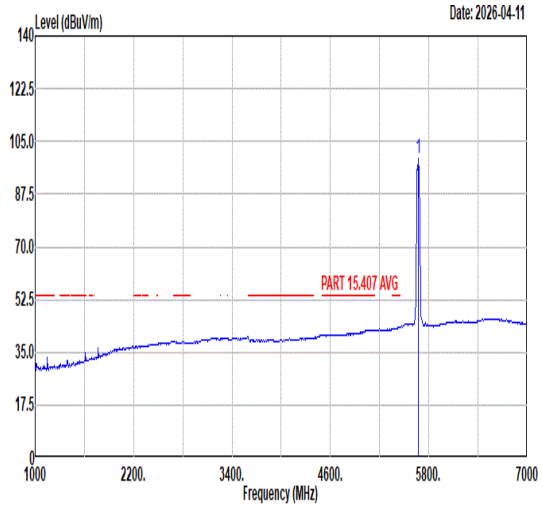 Freq Level Limit Line Margin (dB) Read Level Ant Factor Cable Loss Preamp Factor APos TPos Remark MHz dBuV/m dBuV/m dBuV dB/m dB dB cm deg 1 5670.00 99.07 ------ ------ 83.11 34.80 11.87 30.71 345 202 AVERAGE

Mode	33	
	Band Edge - R	
	U-NII-2C_5.47-5.725_802.11n HT40_CH134_5670MHz	
ANT	1+2	
Pol.	Vertical	Fundamental
Peak	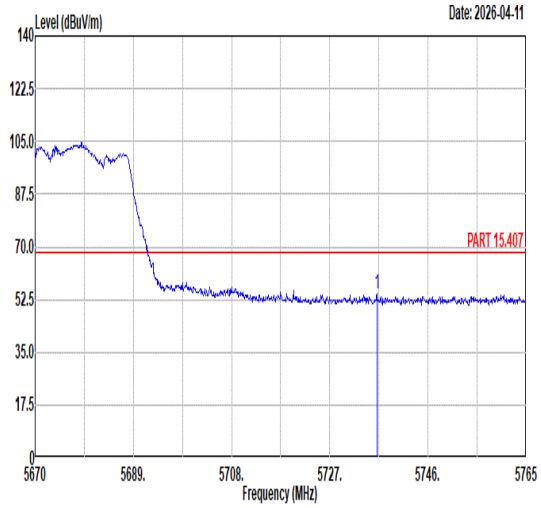 Freq Level Limit Line Margin (dB) Read Level Ant Factor Cable Loss Preamp Factor APos TPos Remark MHz dBuV/m dBuV/m dBuV dB/m dB dB cm deg 1 5736.12 54.19 68.30 -14.11 38.10 34.93 11.95 30.79 345 202 PEAK	Blank

Mode	33	
	Harmonic	
	U-NII-2C_5.47-5.725_802.11n HT40_CH134_5670MHz	
ANT	1+2	
Pol.	Horizontal	Vertical
Peak Avg	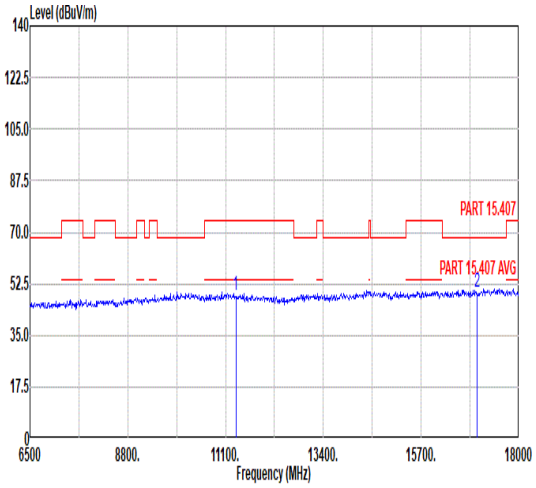 Freq Level Limit Line Margin Read Level Ant Factor Cable Loss Preamp Factor APos TPos Remark MHz dBuV/m dBuV/m dB dBuV dB/m dB dB cm deg 1 11340.00 48.52 74.00 -25.48 56.84 38.20 16.71 63.23 --- --- Peak 2 17010.00 49.41 68.30 -18.89 52.57 41.39 20.27 64.82 --- --- Peak	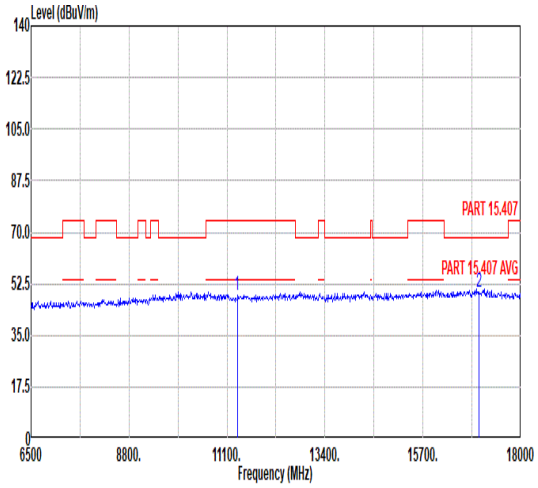 Freq Level Limit Line Margin Read Level Ant Factor Cable Loss Preamp Factor APos TPos Remark MHz dBuV/m dBuV/m dB dBuV dB/m dB dB cm deg 1 11340.00 48.74 74.00 -25.26 57.06 38.20 16.71 63.23 --- --- Peak 2 17010.00 49.44 68.30 -18.86 52.60 41.39 20.27 64.82 --- --- Peak

Mode	34	
	Band Edge - L	
	U-NII-1_5.15-5.25_802.11ac VHT80_CH42_5210MHz	
ANT	1+2	
Pol.	Horizontal	Fundamental
Peak	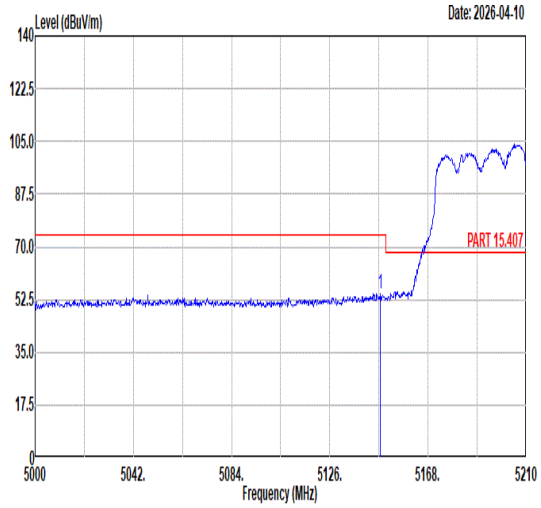 Freq Level Limit Line Margin (dB) Read Level Ant Factor Cable Loss Preamp Factor APos TPos Remark MHz dBuV/m dBuV/m dBuV dB/m dB dB cm deg 1 5147.63 54.46 74.00 -19.54 39.57 34.29 11.31 30.71 173 266 PEAK	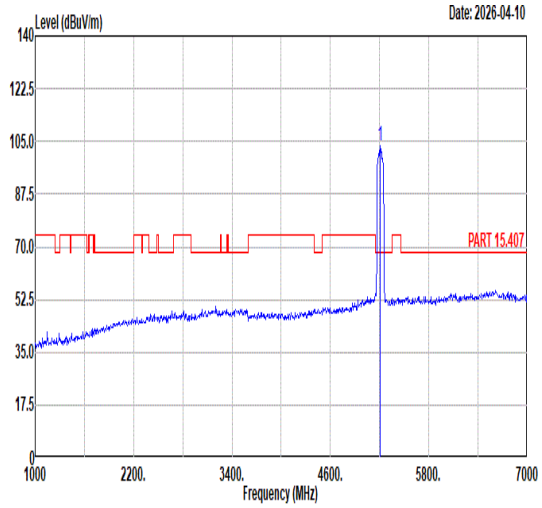 Freq Level Limit Line Margin (dB) Read Level Ant Factor Cable Loss Preamp Factor APos TPos Remark MHz dBuV/m dBuV/m dBuV dB/m dB dB cm deg 1 5210.00 103.44 ------ ------ 88.33 34.32 11.46 30.67 173 266 PEAK
Avg	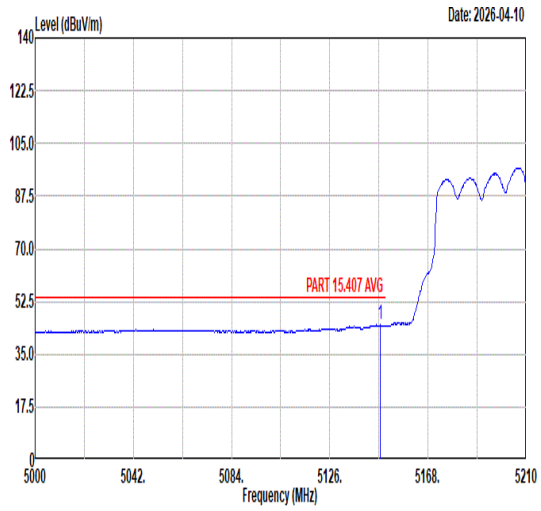 Freq Level Limit Line Margin (dB) Read Level Ant Factor Cable Loss Preamp Factor APos TPos Remark MHz dBuV/m dBuV/m dBuV dB/m dB dB cm deg 1 5147.63 44.88 54.00 -9.12 29.99 34.29 11.31 30.71 173 266 AVERAGE	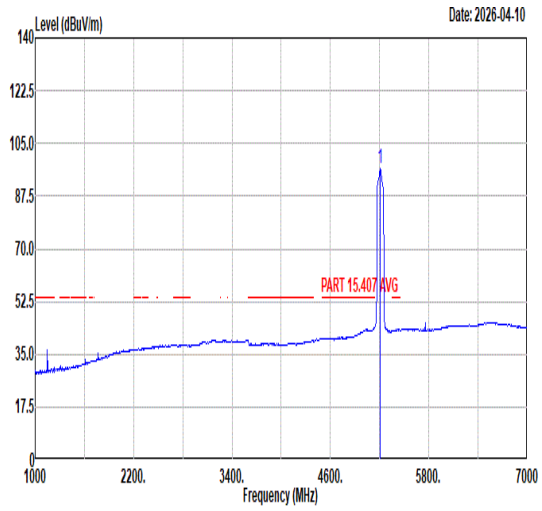 Freq Level Limit Line Margin (dB) Read Level Ant Factor Cable Loss Preamp Factor APos TPos Remark MHz dBuV/m dBuV/m dBuV dB/m dB dB cm deg 1 5210.00 96.52 ------ ------ 81.41 34.32 11.46 30.67 173 266 AVERAGE

Mode	34	
	Band Edge - R	
	U-NII-1_5.15-5.25_802.11ac VHT80_CH42_5210MHz	
ANT	1+2	
Pol.	Horizontal	Fundamental
Peak	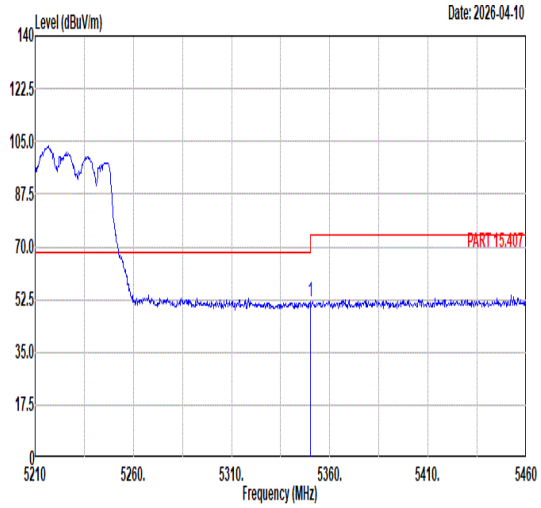 Freq Level Limit Line Margin (dB) Read Level Ant Factor Cable Loss Preamp Factor APos TPos Remark MHz dBuV/m dBuV/m dBuV dB/m dB dB cm deg 1 5350.00 51.51 68.30 -16.79 36.11 34.41 11.58 30.59 173 266 PEAK	Blank
Avg	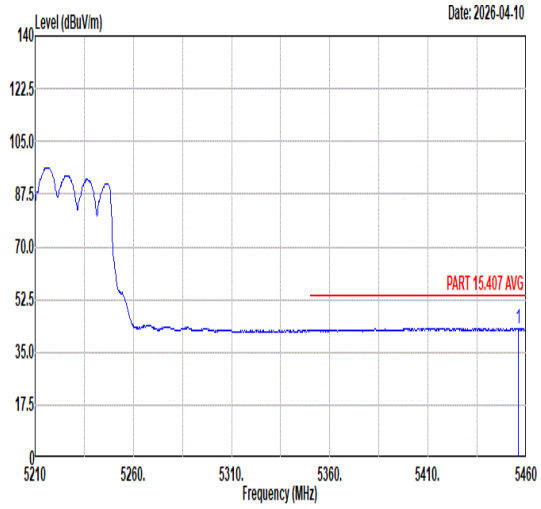 Freq Level Limit Line Margin (dB) Read Level Ant Factor Cable Loss Preamp Factor APos TPos Remark MHz dBuV/m dBuV/m dBuV dB/m dB dB cm deg 1 5456.00 42.99 54.00 -11.01 27.37 34.47 11.67 30.52 173 266 AVERAGE	Blank

Mode	34	
	Band Edge - L	
	U-NII-1_5.15-5.25_802.11ac VHT80_CH42_5210MHz	
ANT	1+2	
Pol.	Vertical	Fundamental
Peak	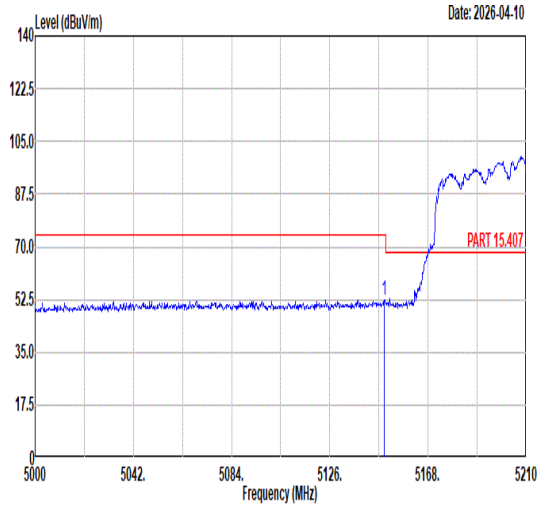 Freq Level Limit Line Margin (dB) Read Level Ant Factor Cable Loss Preamp Factor APos TPos Remark MHz dBuV/m dBuV/m dBuV dB/m dB dB cm deg 1 5149.31 52.52 74.00 -21.48 37.62 34.29 11.32 30.71 100 335 PEAK	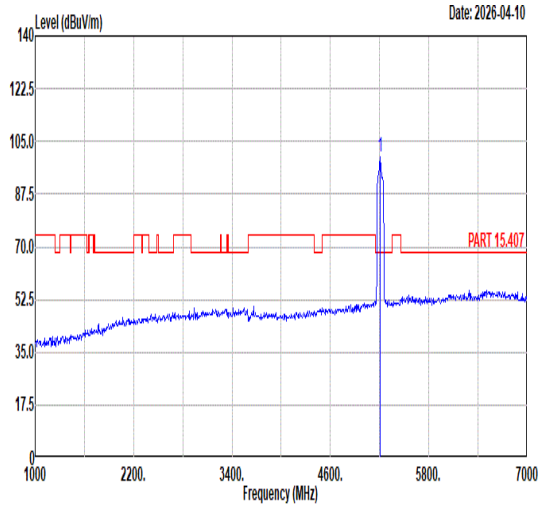 Freq Level Limit Line Margin (dB) Read Level Ant Factor Cable Loss Preamp Factor APos TPos Remark MHz dBuV/m dBuV/m dBuV dB/m dB dB cm deg 1 5210.00 99.81 ------ ------ 84.70 34.32 11.46 30.67 100 335 PEAK
Avg	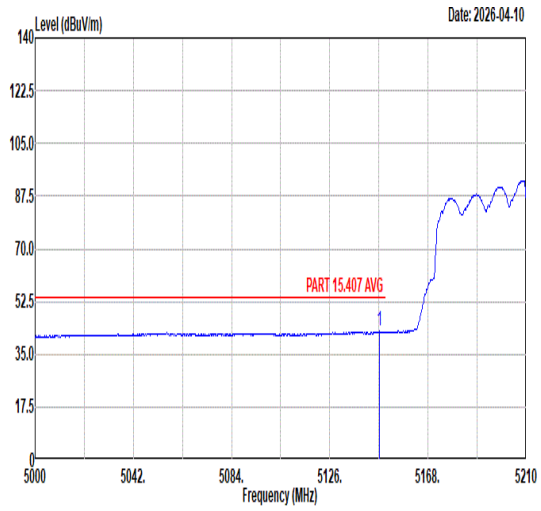 Freq Level Limit Line Margin (dB) Read Level Ant Factor Cable Loss Preamp Factor APos TPos Remark MHz dBuV/m dBuV/m dBuV dB/m dB dB cm deg 1 5147.21 42.60 54.00 -11.40 27.71 34.29 11.31 30.71 100 335 AVERAGE	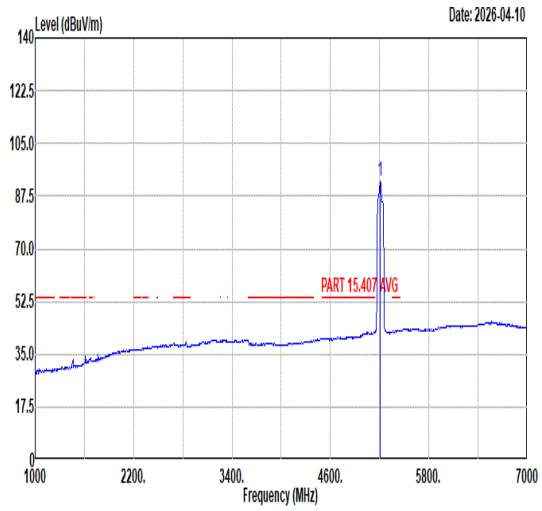 Freq Level Limit Line Margin (dB) Read Level Ant Factor Cable Loss Preamp Factor APos TPos Remark MHz dBuV/m dBuV/m dBuV dB/m dB dB cm deg 1 5210.00 92.32 ------ ------ 77.21 34.32 11.46 30.67 100 335 AVERAGE

Mode	34	
	Band Edge - R	
	U-NII-1_5.15-5.25_802.11ac VHT80_CH42_5210MHz	
ANT	1+2	
Pol.	Vertical	Fundamental
Peak	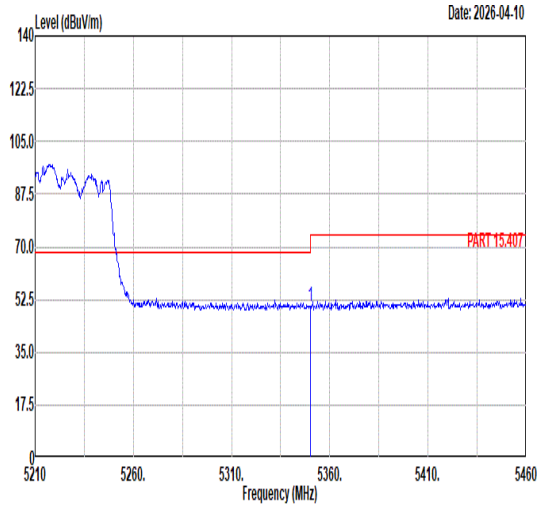 Freq Level Limit Line Margin (dB) Read Level Ant Factor Cable Loss Preamp Factor APos TPos Remark MHz dBuV/m dBuV/m dBuV dB/m dB dB cm deg 1 5350.00 50.28 68.30 -18.02 34.88 34.41 11.58 30.59 100 335 PEAK	Blank
Avg	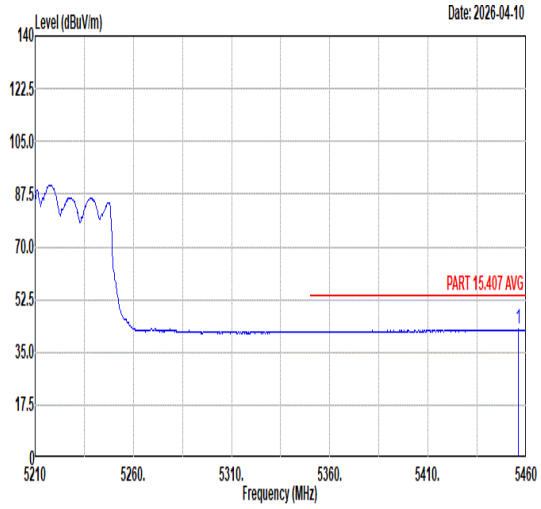 Freq Level Limit Line Margin (dB) Read Level Ant Factor Cable Loss Preamp Factor APos TPos Remark MHz dBuV/m dBuV/m dBuV dB/m dB dB cm deg 1 5456.00 42.56 54.00 -11.44 26.94 34.47 11.67 30.52 100 335 AVERAGE	Blank

Mode	34	
	Harmonic	
	U-NII-1_5.15-5.25_802.11ac VHT80_CH42_5210MHz	
ANT	1+2	
Pol.	Horizontal	Vertical
Peak Avg	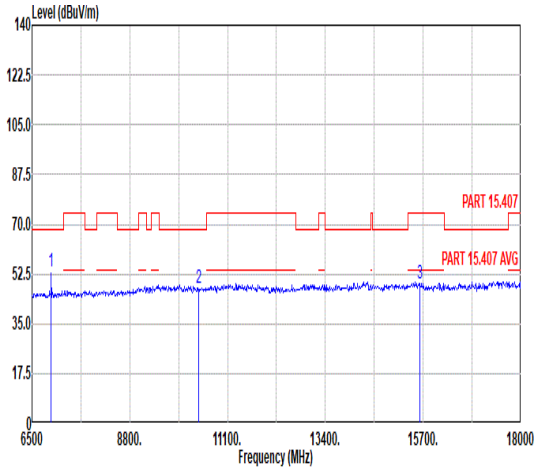 Freq Level Limit Line Margin Read Level Ant Factor Cable Loss Preamp Factor APos TPos Remark MHz dBuV/m dBuV/m dB dBuV dB/m dB dB cm deg 1 6946.00 53.14 68.30 -15.16 69.35 35.70 13.11 65.02 175 237 Peak 2 10420.00 47.48 68.30 -20.82 57.79 37.55 16.04 63.90 --- --- Peak 3 15630.00 49.38 74.00 -24.62 53.26 40.36 19.57 63.81 --- --- Peak	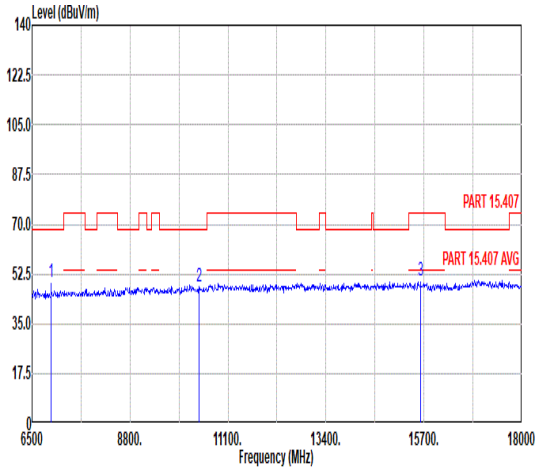 Freq Level Limit Line Margin Read Level Ant Factor Cable Loss Preamp Factor APos TPos Remark MHz dBuV/m dBuV/m dB dBuV dB/m dB dB cm deg 1 6946.00 49.60 68.30 -18.70 65.81 35.70 13.11 65.02 100 198 Peak 2 10420.00 47.95 68.30 -20.35 58.26 37.55 16.04 63.90 --- --- Peak 3 15630.00 49.99 74.00 -24.01 53.87 40.36 19.57 63.81 --- --- Peak

Mode	35	
	Band Edge - L	
	U-NII-2A_5.25-5.35_802.11ac VHT80_CH58_5290MHz	
ANT	1+2	
Pol.	Horizontal	Fundamental
Peak	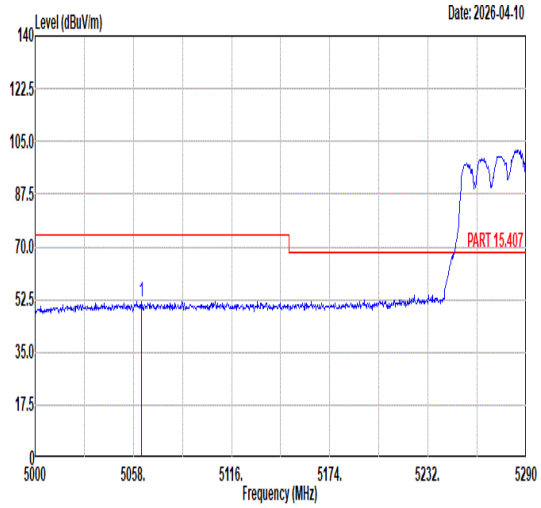 Freq Level Limit Line Margin (dB) Read Level Ant Factor Cable Loss Preamp Factor APos TPos Remark MHz dBuV/m dBuV/m dBuV dB/m dB dB cm deg 1 5062.64 51.97 74.00 -22.03 37.41 34.24 11.08 30.76 156 272 PEAK	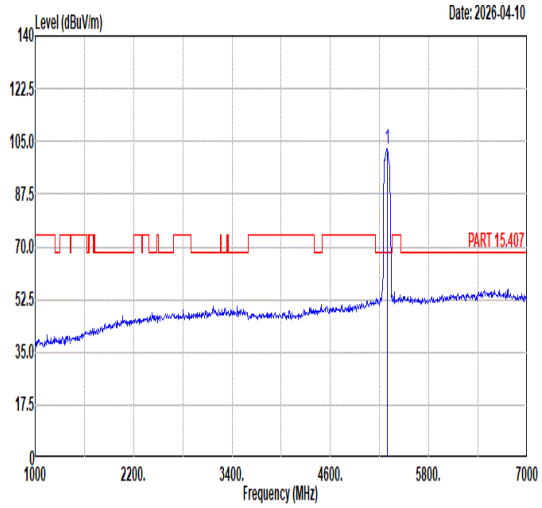 Freq Level Limit Line Margin (dB) Read Level Ant Factor Cable Loss Preamp Factor APos TPos Remark MHz dBuV/m dBuV/m dBuV dB/m dB dB cm deg 1 5290.00 102.57 ------ ------ 87.31 34.37 11.52 30.63 156 272 PEAK
Avg	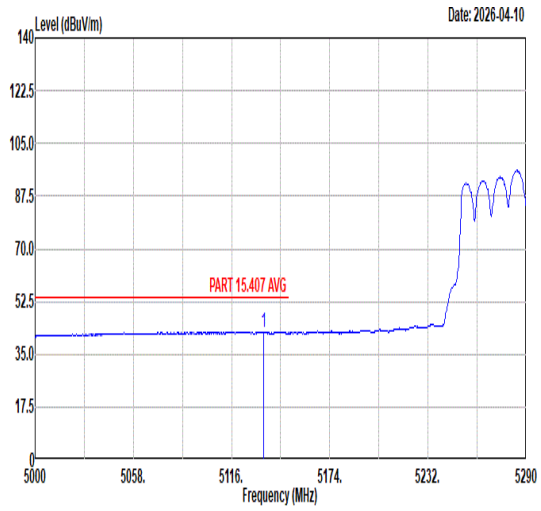 Freq Level Limit Line Margin (dB) Read Level Ant Factor Cable Loss Preamp Factor APos TPos Remark MHz dBuV/m dBuV/m dBuV dB/m dB dB cm deg 1 5134.85 42.50 54.00 -11.50 27.66 34.28 11.28 30.72 156 272 AVERAGE	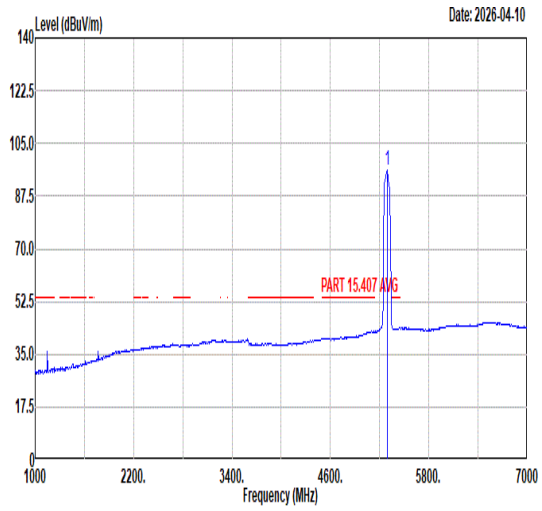 Freq Level Limit Line Margin (dB) Read Level Ant Factor Cable Loss Preamp Factor APos TPos Remark MHz dBuV/m dBuV/m dBuV dB/m dB dB cm deg 1 5290.00 96.13 ------ ------ 80.84 34.38 11.53 30.62 156 272 AVERAGE

Mode	35	
	Band Edge - R	
	U-NII-2A_5.25-5.35_802.11ac VHT80_CH58_5290MHz	
ANT	1+2	
Pol.	Horizontal	Fundamental
Peak	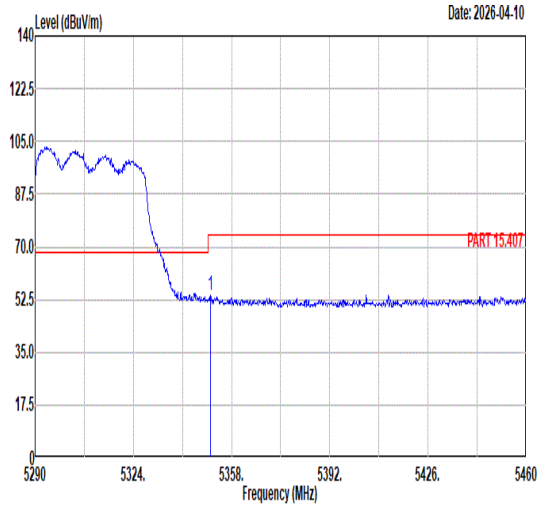 Freq Level Limit Line Margin (dB) Read Level Ant Factor Cable Loss Preamp Factor APos TPos Remark MHz dBuV/m dBuV/m dBuV dB/m dB dB cm deg 1 5350.69 54.01 74.00 -19.99 38.61 34.41 11.58 30.59 156 272 PEAK	Blank
Avg	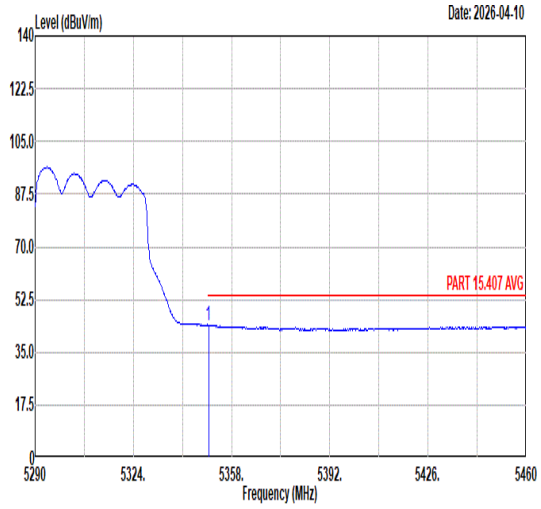 Freq Level Limit Line Margin (dB) Read Level Ant Factor Cable Loss Preamp Factor APos TPos Remark MHz dBuV/m dBuV/m dBuV dB/m dB dB cm deg 1 5350.01 43.99 54.00 -10.01 28.59 34.41 11.58 30.59 156 272 AVERAGE	Blank

Mode	35	
	Band Edge - L	
	U-NII-2A_5.25-5.35_802.11ac VHT80_CH58_5290MHz	
ANT	1+2	
Pol.	Vertical	Fundamental
Peak	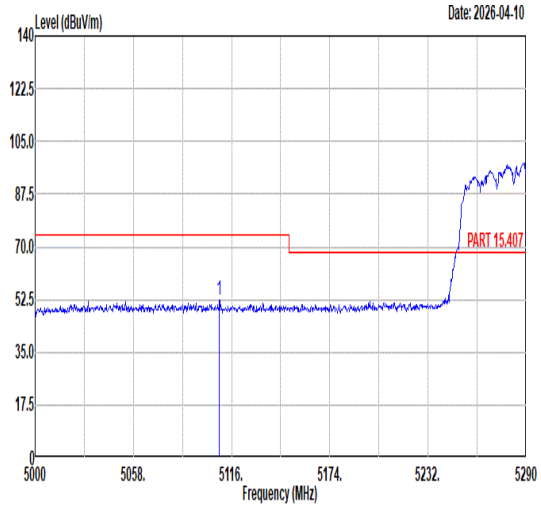 Freq Level Limit Line Margin (dB) Read Level Ant Factor Cable Loss Preamp Factor APos TPos Remark MHz dBuV/m dBuV/m dBuV dB/m dB dB cm deg 1 5108.75 52.25 74.00 -21.75 37.50 34.27 11.21 30.73 100 338 PEAK	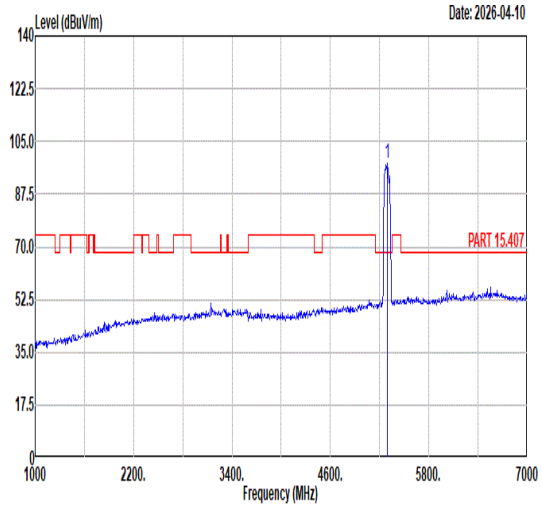 Freq Level Limit Line Margin (dB) Read Level Ant Factor Cable Loss Preamp Factor APos TPos Remark MHz dBuV/m dBuV/m dBuV dB/m dB dB cm deg 1 5290.00 97.52 ------ ------ 82.24 34.37 11.53 30.62 100 338 PEAK
Avg	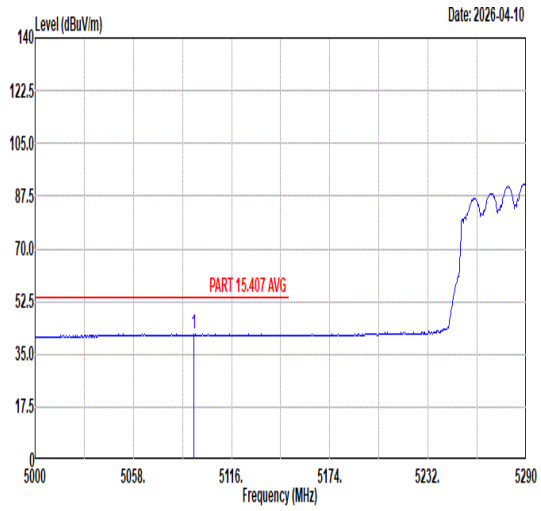 Freq Level Limit Line Margin (dB) Read Level Ant Factor Cable Loss Preamp Factor APos TPos Remark MHz dBuV/m dBuV/m dBuV dB/m dB dB cm deg 1 5093.67 41.54 54.00 -12.46 26.85 34.26 11.17 30.74 100 338 AVERAGE	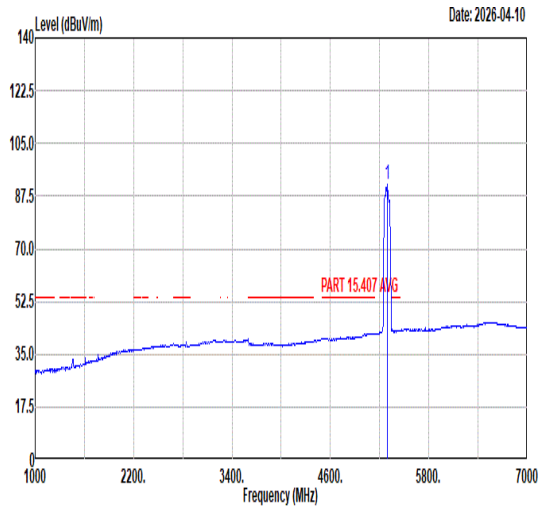 Freq Level Limit Line Margin (dB) Read Level Ant Factor Cable Loss Preamp Factor APos TPos Remark MHz dBuV/m dBuV/m dBuV dB/m dB dB cm deg 1 5290.00 91.32 ------ ------ 76.04 34.37 11.53 30.62 100 338 AVERAGE

Mode	35	
	Band Edge - R	
	U-NII-2A_5.25-5.35_802.11ac VHT80_CH58_5290MHz	
ANT	1+2	
Pol.	Vertical	Fundamental
Peak	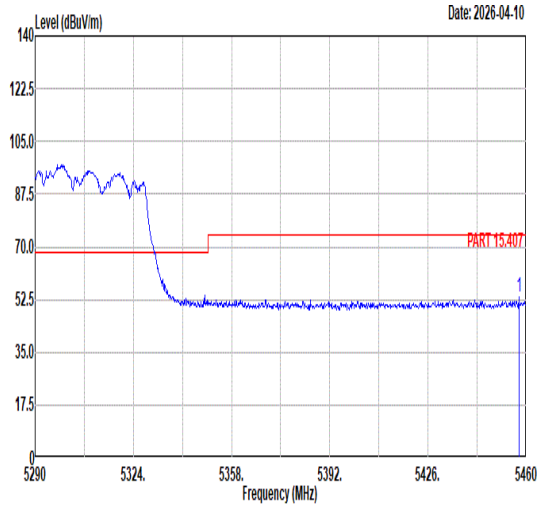 Freq Level Limit Line Margin (dB) Read Level Ant Factor Cable Loss Preamp Factor APos TPos Remark MHz dBuV/m dBuV/m dBuV dB/m dB dB cm deg 1 5457.45 53.50 74.00 -20.50 37.88 34.47 11.67 30.52 100 338 PEAK	Blank
Avg	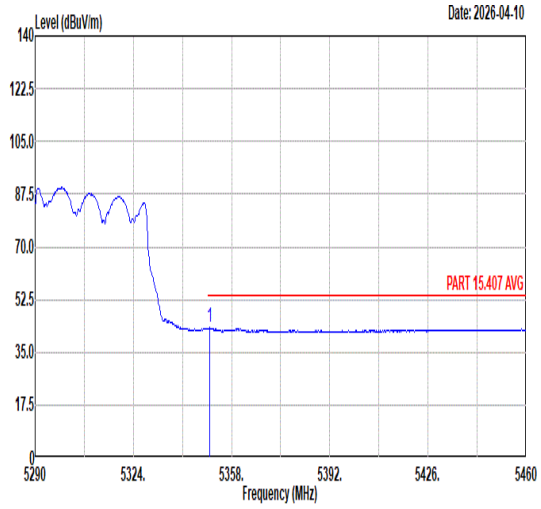 Freq Level Limit Line Margin (dB) Read Level Ant Factor Cable Loss Preamp Factor APos TPos Remark MHz dBuV/m dBuV/m dBuV dB/m dB dB cm deg 1 5350.35 43.10 54.00 -10.90 27.70 34.41 11.58 30.59 100 338 AVERAGE	Blank

Mode	35	
	Harmonic	
	U-NII-2A_5.25-5.35_802.11ac VHT80_CH58_5290MHz	
ANT	1+2	
Pol.	Horizontal	Vertical
Peak Avg	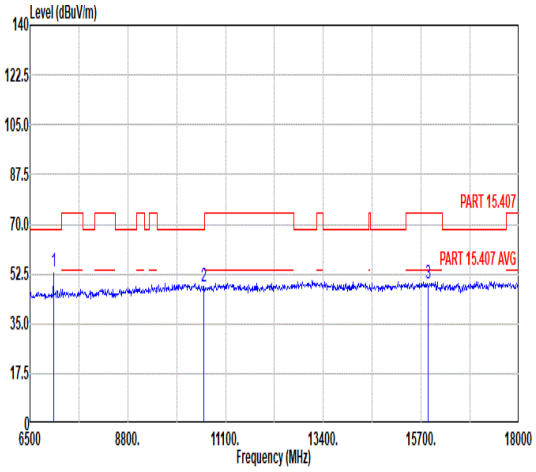 Freq Level Limit Line Margin Read Level Ant Factor Cable Loss Preamp Factor APos TPos Remark MHz dBuV/m dBuV/m dB dBuV dB/m dB dB cm deg 1 7053.00 53.62 68.30 -14.68 69.71 35.68 13.23 65.00 175 236 Peak 2 10580.00 47.90 68.30 -20.40 57.91 37.66 16.17 63.84 --- --- Peak 3 15870.00 49.33 74.00 -24.67 53.35 40.64 19.73 64.39 --- --- Peak	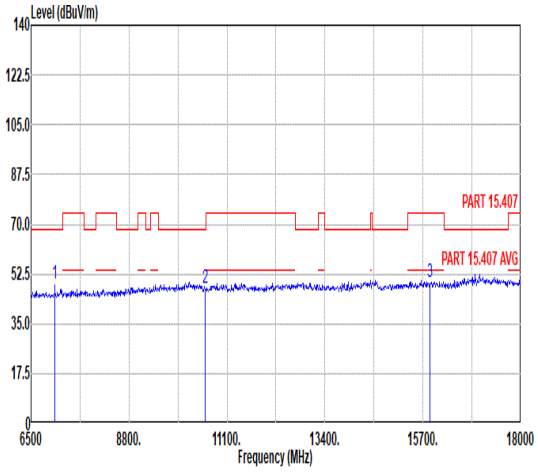 Freq Level Limit Line Margin Read Level Ant Factor Cable Loss Preamp Factor APos TPos Remark MHz dBuV/m dBuV/m dB dBuV dB/m dB dB cm deg 1 7053.00 49.28 68.30 -19.02 65.37 35.68 13.23 65.00 100 198 Peak 2 10580.00 47.44 68.30 -20.86 57.45 37.66 16.17 63.84 --- --- Peak 3 15870.00 49.89 74.00 -24.11 53.91 40.64 19.73 64.39 --- --- Peak

Mode	36	
	Band Edge - L	
	U-NII-2C_5.47-5.725_802.11ac VHT80_CH106_5530MHz	
ANT	1+2	
Pol.	Horizontal	Fundamental
Peak	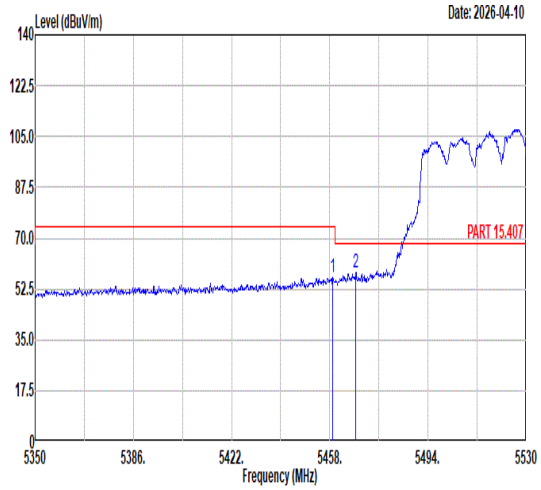 Freq Level Limit Line Margin (dB) Read Level Ant Factor Cable Loss Preamp Factor APos TPos Remark MHz dBuV/m dBuV/m dBuV dB/m dB dB cm deg 1 5459.08 56.47 74.00 -17.53 40.84 34.48 11.67 30.52 174 218 PEAK 2 5467.54 57.96 68.30 -10.34 42.31 34.48 11.68 30.51 174 218 PEAK	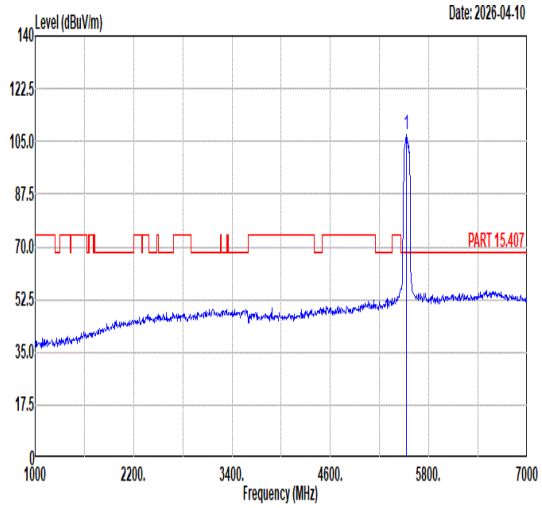 Freq Level Limit Line Margin (dB) Read Level Ant Factor Cable Loss Preamp Factor APos TPos Remark MHz dBuV/m dBuV/m dBuV dB/m dB dB cm deg 1 5530.00 107.12 ------ ------ 91.39 34.54 11.73 30.54 174 218 PEAK
Avg	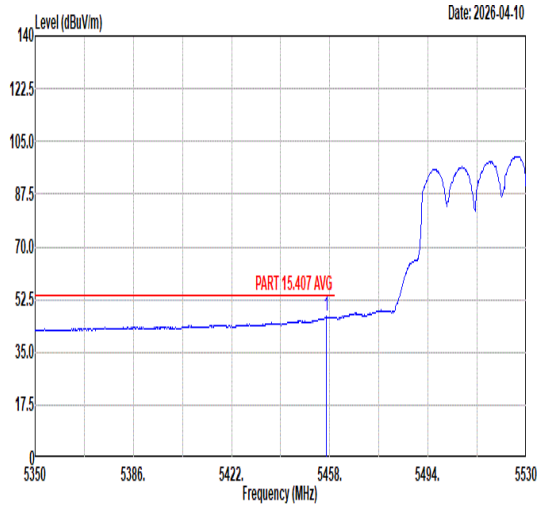 Freq Level Limit Line Margin (dB) Read Level Ant Factor Cable Loss Preamp Factor APos TPos Remark MHz dBuV/m dBuV/m dBuV dB/m dB dB cm deg 1 5456.74 46.76 54.00 -7.24 31.14 34.47 11.67 30.52 174 218 AVERAGE	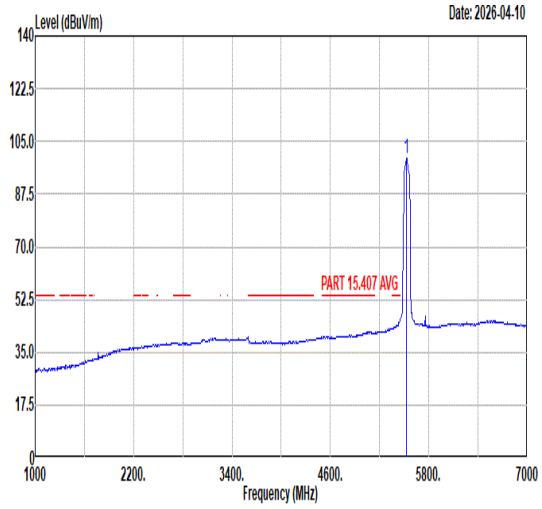 Freq Level Limit Line Margin (dB) Read Level Ant Factor Cable Loss Preamp Factor APos TPos Remark MHz dBuV/m dBuV/m dBuV dB/m dB dB cm deg 1 5530.00 99.44 ------ ------ 83.71 34.54 11.73 30.54 174 218 AVERAGE

Mode	36	
	Band Edge - R	
	U-NII-2C_5.47-5.725_802.11ac VHT80_CH106_5530MHz	
ANT	1+2	
Pol.	Horizontal	Fundamental
Peak	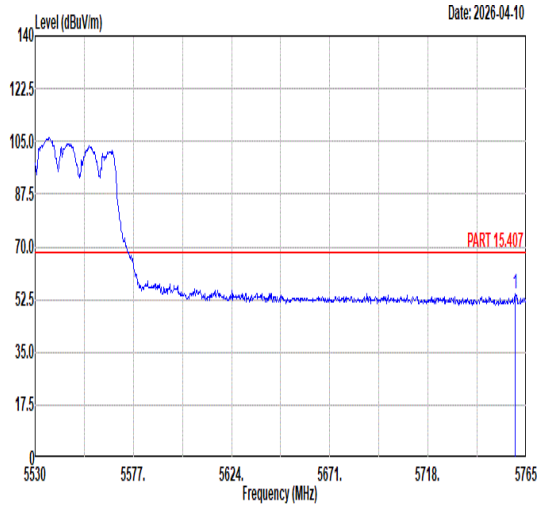 Freq Level Limit Line Margin (dB) Read Level Ant Factor Cable Loss Preamp Factor APos TPos Remark MHz dBuV/m dBuV/m dBuV dB/m dB dB cm deg 1 5759.83 54.22 68.30 -14.08 38.09 34.97 11.98 30.82 174 218 PEAK	Blank

Mode	36	
	Band Edge - L	
	U-NII-2C_5.47-5.725_802.11ac VHT80_CH106_5530MHz	
ANT	1+2	
Pol.	Vertical	Fundamental
Peak	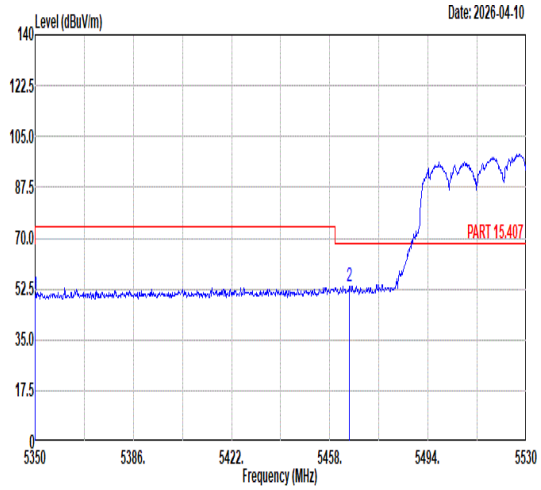 Freq Level Limit Line Margin (dB) Read Level Ant Factor Cable Loss Preamp Factor APos TPos Remark MHz dBuV/m dBuV/m dBuV dB/m dB dB cm deg 1 5350.00 50.25 68.30 -18.05 34.85 34.41 11.58 30.59 100 320 PEAK 2 5465.20 53.55 68.30 -14.75 37.91 34.48 11.67 30.51 100 320 PEAK	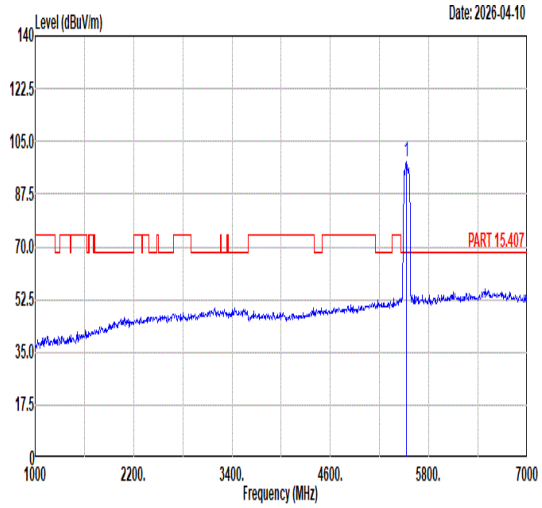 Freq Level Limit Line Margin (dB) Read Level Ant Factor Cable Loss Preamp Factor APos TPos Remark MHz dBuV/m dBuV/m dBuV dB/m dB dB cm deg 1 5530.00 98.18 ------ ------ 82.45 34.55 11.73 30.55 100 320 PEAK
Avg	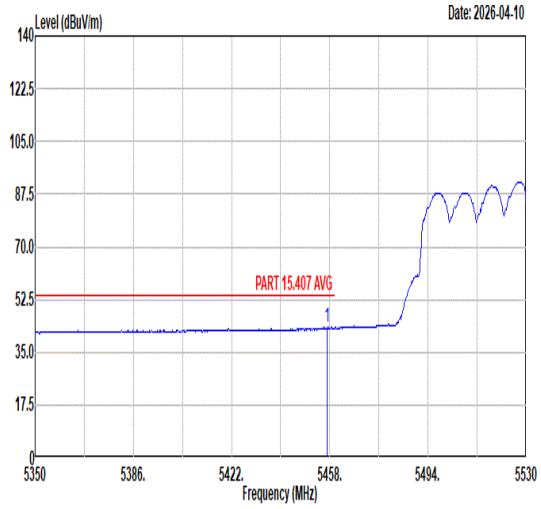 Freq Level Limit Line Margin (dB) Read Level Ant Factor Cable Loss Preamp Factor APos TPos Remark MHz dBuV/m dBuV/m dBuV dB/m dB dB cm deg 1 5456.92 43.24 54.00 -10.76 27.62 34.47 11.67 30.52 100 320 AVERAGE	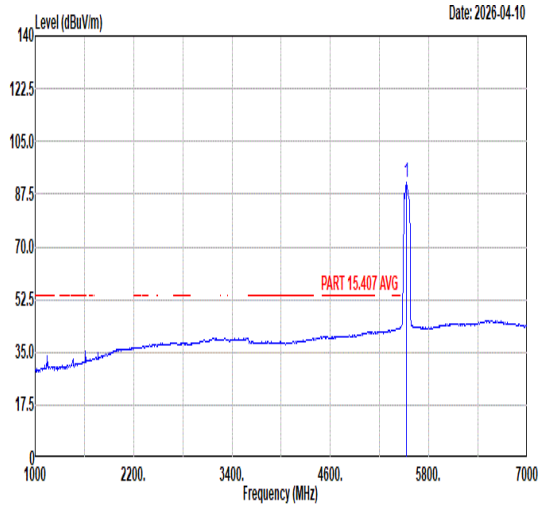 Freq Level Limit Line Margin (dB) Read Level Ant Factor Cable Loss Preamp Factor APos TPos Remark MHz dBuV/m dBuV/m dBuV dB/m dB dB cm deg 1 5530.00 91.16 ------ ------ 75.43 34.55 11.73 30.55 100 320 AVERAGE

Mode	36	
	Band Edge - R	
	U-NII-2C_5.47-5.725_802.11ac VHT80_CH106_5530MHz	
ANT	1+2	
Pol.	Vertical	Fundamental
Peak	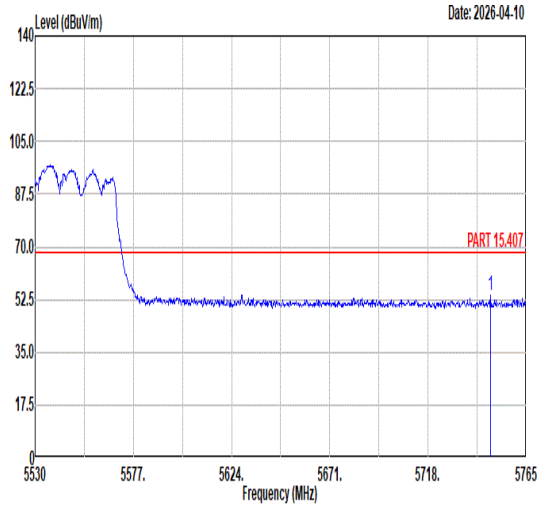 Freq Level Limit Line Margin (dB) Read Level Ant Factor Cable Loss Preamp Factor APos TPos Remark MHz dBuV/m dBuV/m dBuV dB/m dB dB cm deg 1 5747.85 53.63 68.30 -14.67 37.52 34.95 11.97 30.81 100 320 PEAK	Blank

Mode	36	
	Harmonic	
	U-NII-2C_5.47-5.725_802.11ac VHT80_CH106_5530MHz	
ANT	1+2	
Pol.	Horizontal	Vertical
Peak Avg	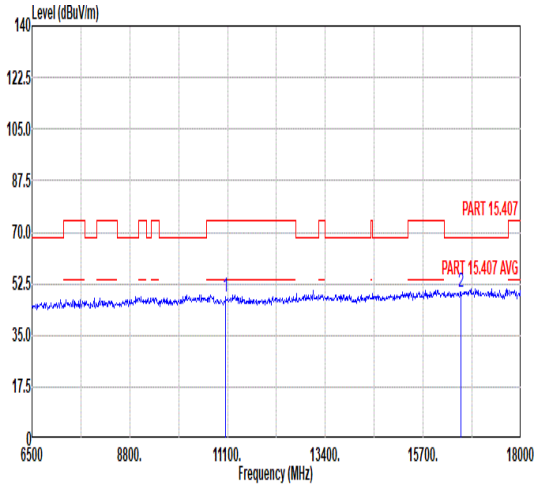 Freq Level Limit Line Margin Read Level Ant Factor Cable Loss Preamp Factor APos TPos Remark MHz dBuV/m dBuV/m dB dBuV dB/m dB dB cm deg 1 11060.00 48.14 74.00 -25.86 57.08 38.04 16.47 63.45 --- --- Peak 2 16590.00 49.74 68.30 -18.56 53.47 41.24 19.99 64.96 --- --- Peak	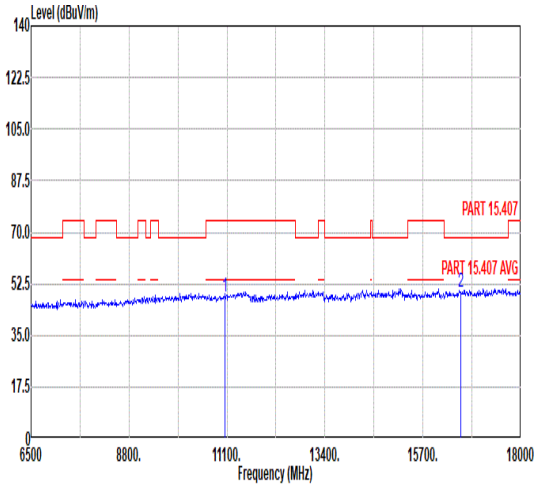 Freq Level Limit Line Margin Read Level Ant Factor Cable Loss Preamp Factor APos TPos Remark MHz dBuV/m dBuV/m dB dBuV dB/m dB dB cm deg 1 11060.00 48.06 74.00 -25.94 57.00 38.04 16.47 63.45 --- --- Peak 2 16590.00 49.58 68.30 -18.72 53.31 41.24 19.99 64.96 --- --- Peak

Mode	37	
	Band Edge - L	
	U-NII-2C_5.47-5.725_802.11ac VHT80_CH122_5610MHz	
ANT	1+2	
Pol.	Horizontal	Fundamental
Peak	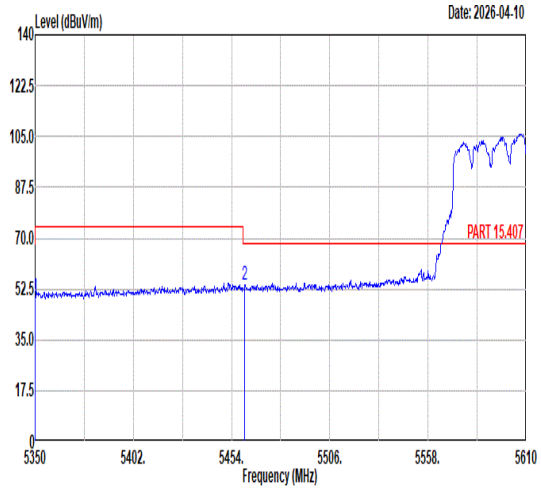 Freq Level Limit Line Margin (dB) Read Level Ant Factor Cable Loss Preamp Factor APos TPos Remark MHz dBuV/m dBuV/m dBuV dB/m dB dB cm deg 1 5350.00 49.89 68.30 -18.41 34.49 34.41 11.58 30.59 187 218 PEAK 2 5461.02 54.06 68.30 -14.24 38.43 34.48 11.67 30.52 187 218 PEAK	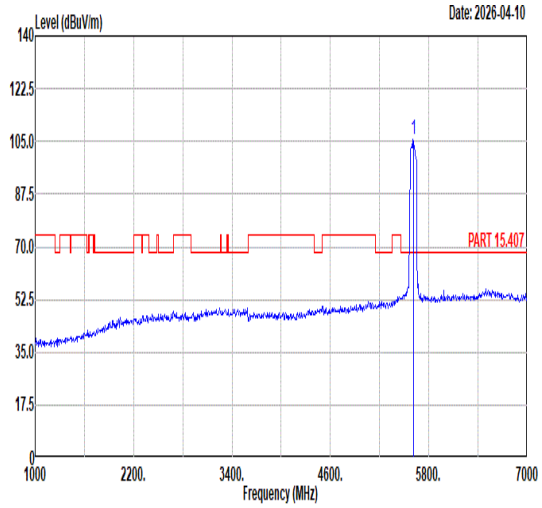 Freq Level Limit Line Margin (dB) Read Level Ant Factor Cable Loss Preamp Factor APos TPos Remark MHz dBuV/m dBuV/m dBuV dB/m dB dB cm deg 1 5610.00 105.50 ------ ------ 89.65 34.69 11.80 30.64 187 218 PEAK
Avg	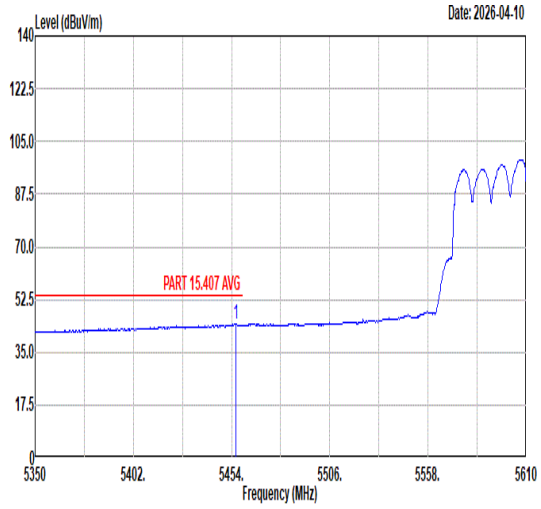 Freq Level Limit Line Margin (dB) Read Level Ant Factor Cable Loss Preamp Factor APos TPos Remark MHz dBuV/m dBuV/m dBuV dB/m dB dB cm deg 1 5456.34 44.38 54.00 -9.62 28.76 34.47 11.67 30.52 187 218 AVERAGE	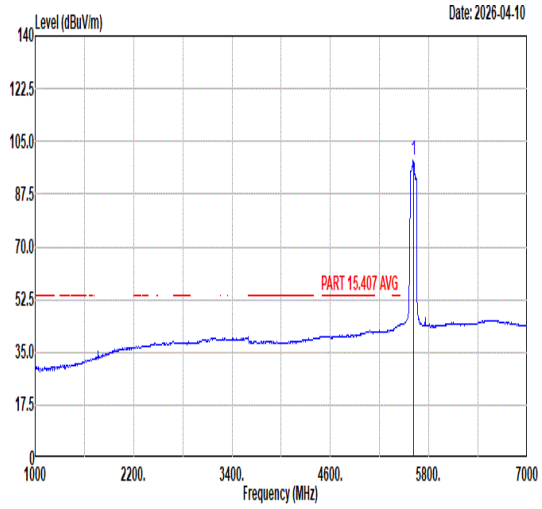 Freq Level Limit Line Margin (dB) Read Level Ant Factor Cable Loss Preamp Factor APos TPos Remark MHz dBuV/m dBuV/m dBuV dB/m dB dB cm deg 1 5610.00 98.75 ------ ------ 82.90 34.69 11.80 30.64 187 218 AVERAGE

Mode	37	
	Band Edge - R	
	U-NII-2C_5.47-5.725_802.11ac VHT80_CH122_5610MHz	
ANT	1+2	
Pol.	Horizontal	Fundamental
Peak	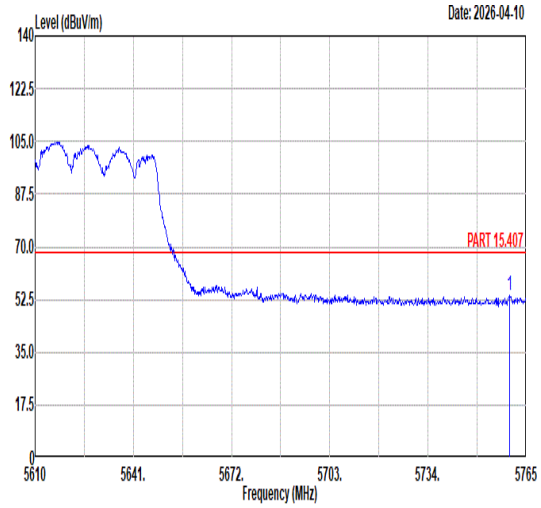	Blank

	Freq	Level	Limit Line	Margin (dB)	Read Level	Ant Factor	Cable Loss	Preamp Factor	APos	TPos	Remark
	MHz	dBuV/m	dBuV/m		dBuV	dB/m	dB	dB	cm	deg	
1	5759.73	53.77	68.30	-14.53	37.64	34.97	11.98	30.82	187	218	PEAK

Mode	37	
	Band Edge - L	
	U-NII-2C_5.47-5.725_802.11ac VHT80_CH122_5610MHz	
ANT	1+2	
Pol.	Vertical	Fundamental
Peak	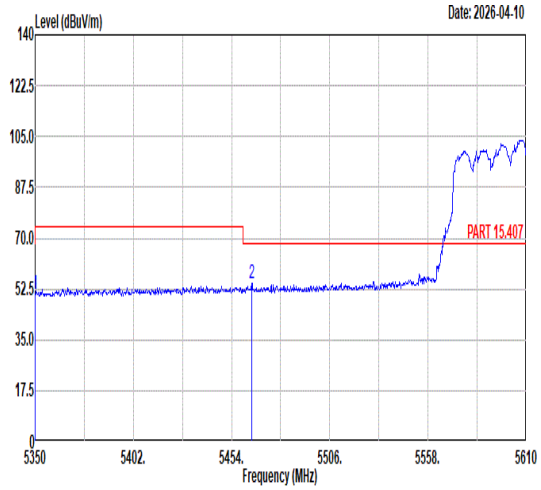 Freq Level Limit Line Margin (dB) Read Level Ant Factor Cable Loss Preamp Factor APos TPos Remark MHz dBuV/m dBuV/m dBuV dB/m dB dB cm deg 1 5350.00 50.84 68.30 -17.46 35.44 34.41 11.58 30.59 296 208 PEAK 2 5464.66 54.59 68.30 -13.71 38.95 34.48 11.67 30.51 296 208 PEAK	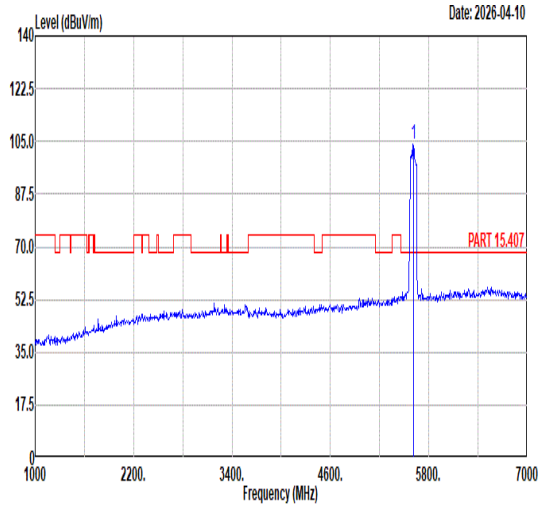 Freq Level Limit Line Margin (dB) Read Level Ant Factor Cable Loss Preamp Factor APos TPos Remark MHz dBuV/m dBuV/m dBuV dB/m dB dB cm deg 1 5610.00 104.07 ------ ------ 88.22 34.69 11.80 30.64 296 208 PEAK
Avg	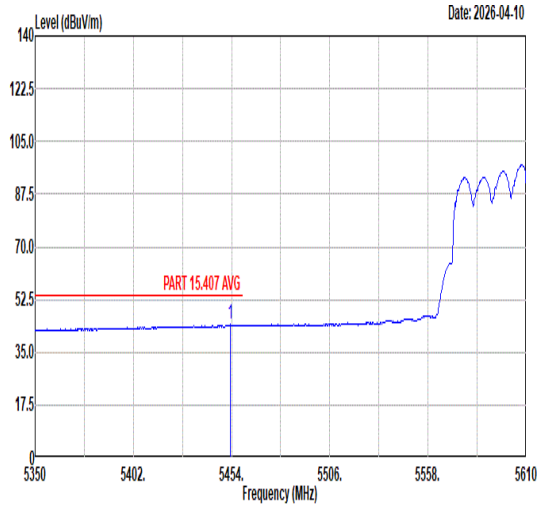 Freq Level Limit Line Margin (dB) Read Level Ant Factor Cable Loss Preamp Factor APos TPos Remark MHz dBuV/m dBuV/m dBuV dB/m dB dB cm deg 1 5453.22 44.22 54.00 -9.78 28.61 34.47 11.66 30.52 296 208 AVERAGE	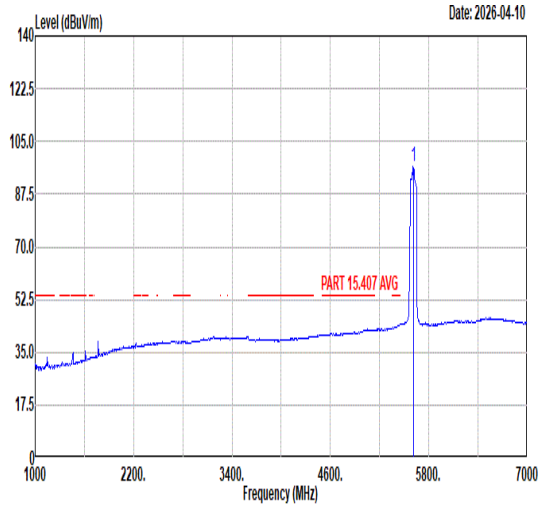 Freq Level Limit Line Margin (dB) Read Level Ant Factor Cable Loss Preamp Factor APos TPos Remark MHz dBuV/m dBuV/m dBuV dB/m dB dB cm deg 1 5610.00 96.84 ------ ------ 80.99 34.69 11.80 30.64 296 208 AVERAGE

Mode	37	
	Band Edge - R	
	U-NII-2C_5.47-5.725_802.11ac VHT80_CH122_5610MHz	
ANT	1+2	
Pol.	Vertical	Fundamental
Peak	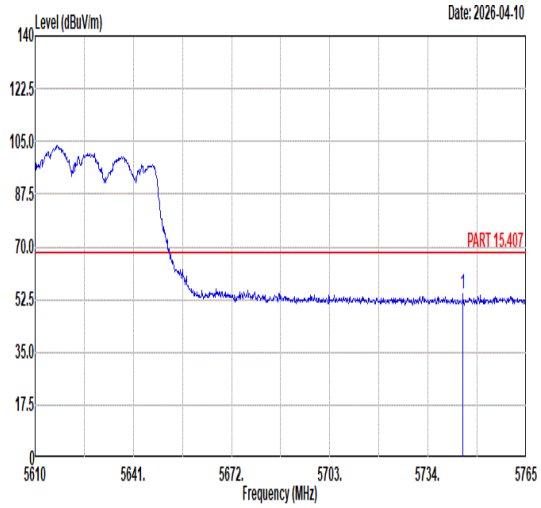 Freq Level Limit Line Margin (dB) Read Level Ant Factor Cable Loss Preamp Factor APos TPos Remark MHz dBuV/m dBuV/m dBuV dB/m dB dB cm deg 1 5745.01 54.30 68.30 -14.00 38.20 34.94 11.96 30.80 296 208 PEAK	Blank

Mode	37	
	Harmonic	
	U-NII-2C_5.47-5.725_802.11ac VHT80_CH122_5610MHz	
ANT	1+2	
Pol.	Horizontal	Vertical
Peak Avg	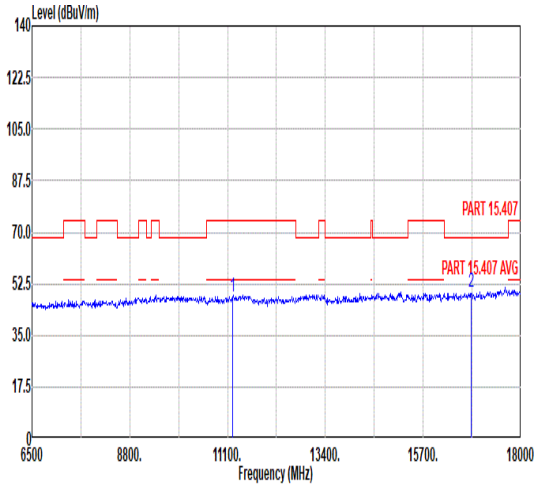 Freq Level Limit Line Margin Read Level Ant Factor Cable Loss Preamp Factor APos TPos Remark MHz dBuV/m dBuV/m dB dBuV dB/m dB dB cm deg 1 11220.00 48.25 74.00 -25.75 56.88 38.13 16.56 63.32 --- --- Peak 2 16830.00 49.47 68.30 -18.83 52.96 41.33 20.05 64.87 --- --- Peak	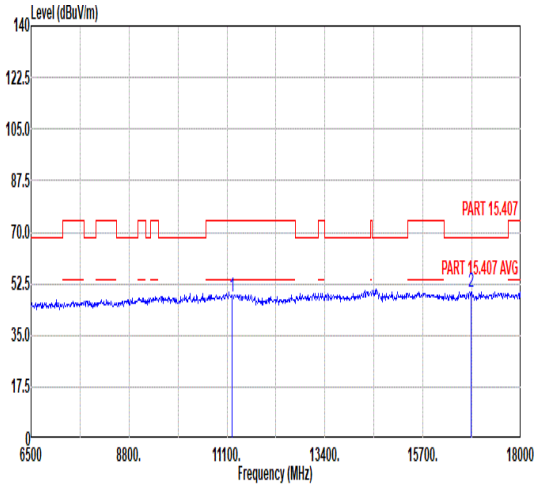 Freq Level Limit Line Margin Read Level Ant Factor Cable Loss Preamp Factor APos TPos Remark MHz dBuV/m dBuV/m dB dBuV dB/m dB dB cm deg 1 11220.00 48.18 74.00 -25.82 56.81 38.13 16.56 63.32 --- --- Peak 2 16830.00 49.45 68.30 -18.85 52.94 41.33 20.05 64.87 --- --- Peak

Mode	38	
	Harmonic	
	U-NII-2C_5.47-5.725_802.11a_CH144_5720MHz	
ANT	1	
Pol.	Horizontal	Vertical
Peak Avg	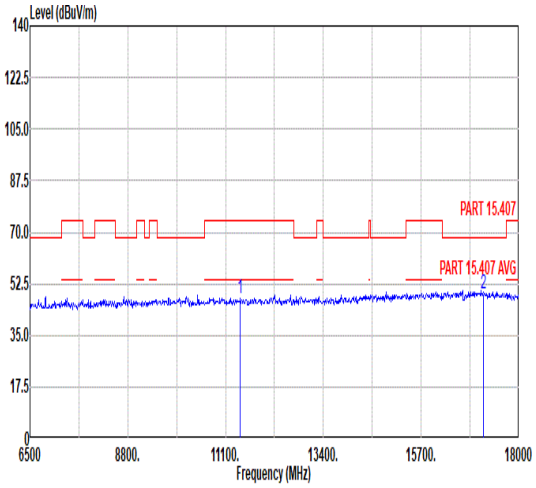 Freq Level Limit Line Margin Read Level Ant Factor Cable Loss Preamp Factor APos TPos Remark MHz dBuV/m dBuV/m dB dBuV dB/m dB dB cm deg 1 11440.00 47.31 74.00 -26.69 55.39 38.26 16.81 63.15 --- --- Peak 2 17160.00 49.34 68.30 -18.96 52.70 41.24 20.46 65.06 --- --- Peak	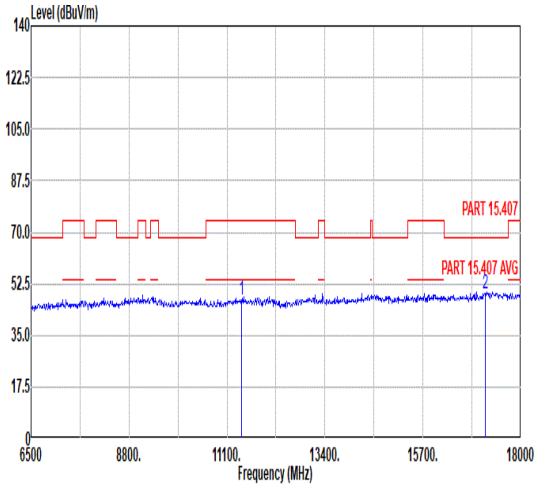 Freq Level Limit Line Margin Read Level Ant Factor Cable Loss Preamp Factor APos TPos Remark MHz dBuV/m dBuV/m dB dBuV dB/m dB dB cm deg 1 11440.00 47.04 74.00 -26.96 55.12 38.26 16.81 63.15 --- --- Peak 2 17160.00 49.14 68.30 -19.16 52.50 41.24 20.46 65.06 --- --- Peak

Mode	39	
	Harmonic	
	U-NII-2C_5.47-5.725_802.11a_CH144_5720MHz	
ANT	2	
Pol.	Horizontal	Vertical
Peak Avg	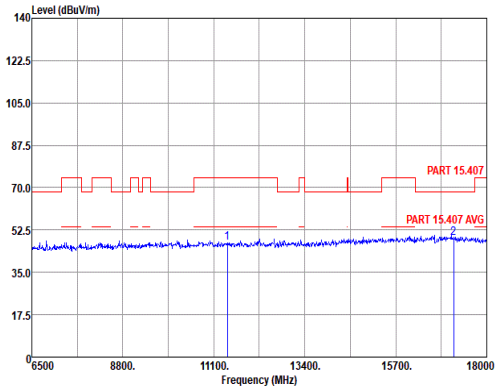 Freq Level Over Limit Limit Line ReadAntenna Level Factor Cable Loss Preamp Factor A/Pos T/Pos Remark MHz dBuV/m dB dBuV/m dBuV dB/m dB dB cm deg 1 11440.000 47.22 -26.78 74.00 55.30 38.26 16.81 63.15 --- --- Peak 2 17160.000 49.31 -18.99 68.30 52.66 41.24 20.47 65.06 --- --- Peak	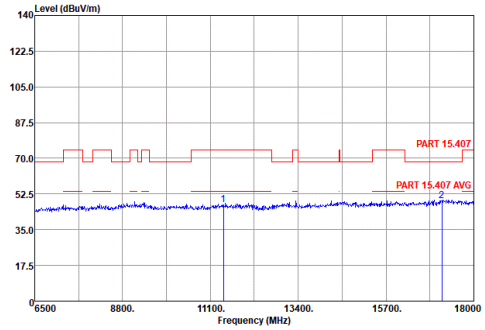 Freq Level Over Limit Limit Line ReadAntenna Level Factor Cable Loss Preamp Factor A/Pos T/Pos Remark MHz dBuV/m dB dBuV/m dBuV dB/m dB dB cm deg 1 11440.000 47.01 -26.99 74.00 55.09 38.26 16.81 63.15 --- --- Peak 2 17160.000 49.11 -19.19 68.30 52.46 41.24 20.47 65.06 --- --- Peak

Mode	40	
	Band Edge	
	U-NII-2C_5.47-5.725_802.11n HT20_CH144_Full RU_5720MHz	
ANT	1+2	
Pol.	Horizontal	Fundamental
Peak	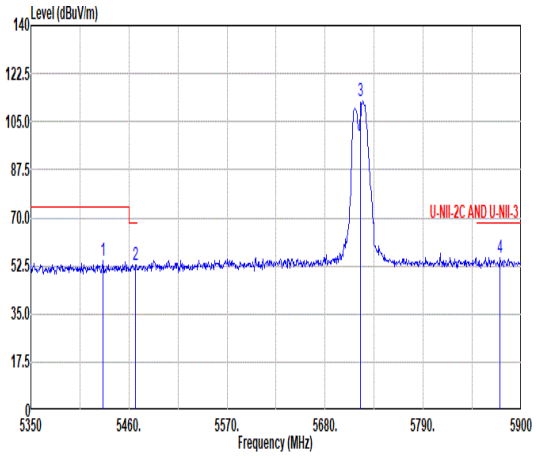 Freq Level Limit Line Margin Read Level Ant Factor Cable Loss Preamp Factor APos TPos Remark MHz dBuV/m dBuV/m dB dBuV dB/m dB dB cm deg 1 5430.85 54.40 74.00 -19.60 38.84 34.46 11.64 30.54 185 127 Peak 2 5467.70 53.02 68.30 -15.28 37.37 34.48 11.68 30.51 185 127 Peak 3 5720.00 112.79 ------ ------ 96.73 34.90 11.93 30.77 185 127 Peak 4 5876.35 55.56 68.30 -12.74 39.24 35.18 12.10 30.96 185 127 Peak	Blank
Avg	Blank	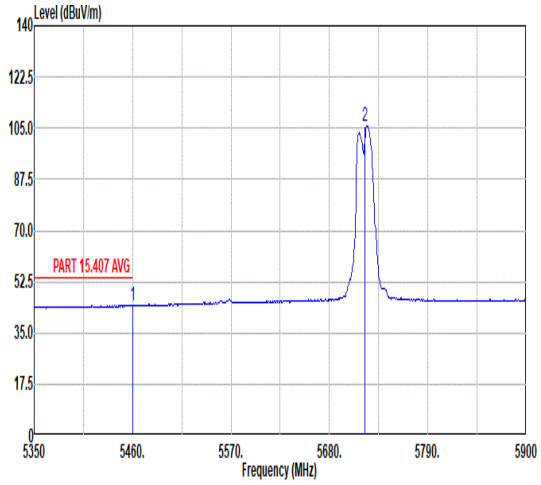 Freq Level Limit Line Margin Read Level Ant Factor Cable Loss Preamp Factor APos TPos Remark MHz dBuV/m dBuV/m dB dBuV dB/m dB dB cm deg 1 5460.00 44.51 54.00 -9.49 28.88 34.48 11.67 30.52 185 127 Average 2 5720.00 105.66 ------ ------ 89.60 34.90 11.93 30.77 185 127 Average

Mode	40	
	Band Edge	
	U-NII-2C_5.47-5.725_802.11n HT20_CH144_Full RU_5720MHz	
ANT	1+2	
Pol.	Vertical	Fundamental
Peak	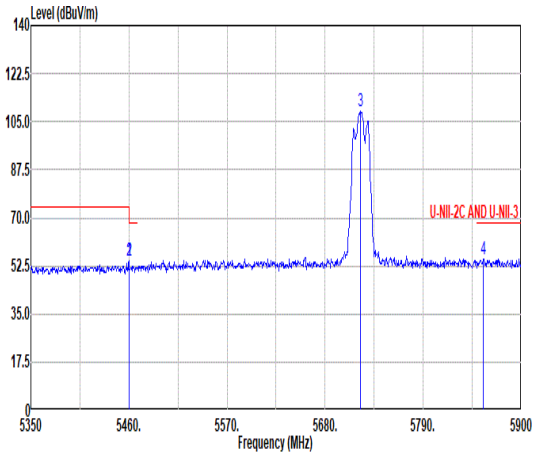 Freq Level Limit Line Margin Read Level Ant Factor Cable Loss Preamp Factor APos TPos Remark MHz dBuV/m dBuV/m dB dBuV dB/m dB dB cm deg 1 5460.00 54.61 68.30 -13.69 38.98 34.48 11.67 30.52 324 197 Peak 2 5460.00 54.61 68.30 -13.69 38.98 34.48 11.67 30.52 324 197 Peak 3 5720.00 108.71 ------ ------ 92.65 34.90 11.93 30.77 324 197 Peak 4 5857.65 55.06 68.30 -13.24 38.76 35.14 12.09 30.93 324 197 Peak	Blank
Avg	Blank	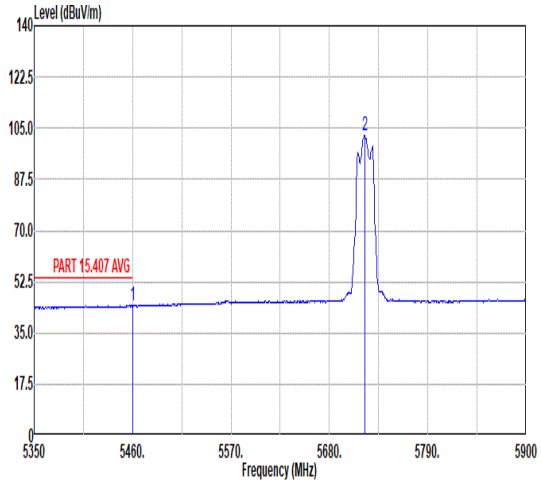 Freq Level Limit Line Margin Read Level Ant Factor Cable Loss Preamp Factor APos TPos Remark MHz dBuV/m dBuV/m dB dBuV dB/m dB dB cm deg 1 5460.00 44.50 54.00 -9.50 28.87 34.48 11.67 30.52 324 197 Average 2 5720.00 102.54 ------ ------ 86.48 34.90 11.93 30.77 324 197 Average

Mode	40	
	Harmonic	
	U-NII-2C_5.47-5.725_802.11n HT20_CH144_Full RU_5720MHz	
ANT	1+2	
Pol.	Horizontal	Vertical
Peak Avg	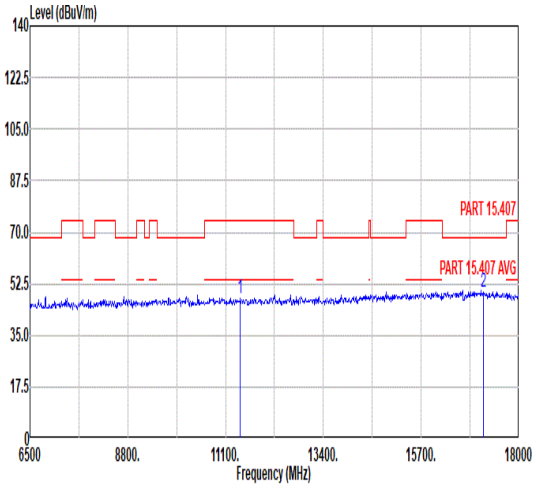 Freq Level Limit Line Margin Read Level Ant Factor Cable Loss Preamp Factor APos TPos Remark MHz dBuV/m dBuV/m dB dBuV dB/m dB dB cm deg 1 11440.00 47.36 74.00 -26.64 55.44 38.26 16.81 63.15 --- --- Peak 2 17160.00 49.45 68.30 -18.85 52.81 41.24 20.46 65.06 --- --- Peak	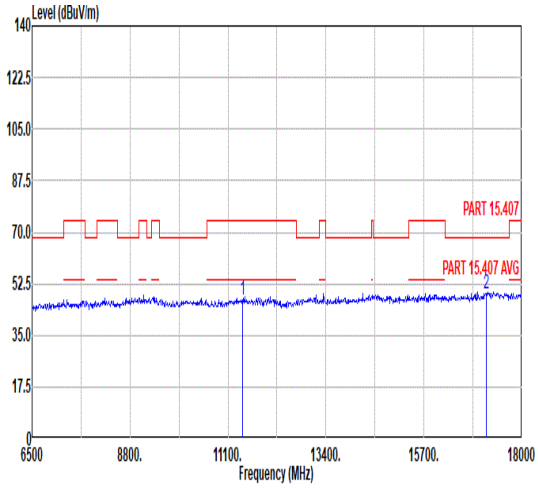 Freq Level Limit Line Margin Read Level Ant Factor Cable Loss Preamp Factor APos TPos Remark MHz dBuV/m dBuV/m dB dBuV dB/m dB dB cm deg 1 11440.00 46.98 74.00 -27.02 55.06 38.26 16.81 63.15 --- --- Peak 2 17160.00 49.21 68.30 -19.09 52.57 41.24 20.46 65.06 --- --- Peak

Mode	41	
	Band Edge	
	U-NII-1_5.15-5.25_802.11n HT40_CH142_Full RU_5710MHz	
ANT	1+2	
Pol.	Horizontal	Fundamental
Peak	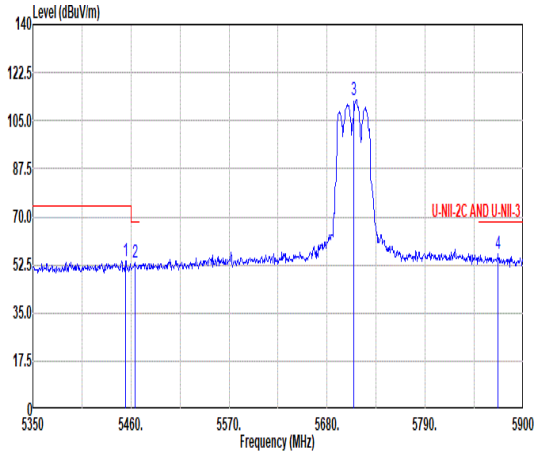 Freq Level Limit Line Margin Read Level Ant Factor Cable Loss Preamp Factor APos TPos Remark MHz dBuV/m dBuV/m dB dBuV dB/m dB dB cm deg 1 5453.95 53.67 74.00 -20.33 38.06 34.47 11.66 30.52 180 131 Peak 2 5464.40 53.15 68.30 -15.15 37.51 34.48 11.67 30.51 180 131 Peak 3 5710.00 112.61 ------ ------ 96.57 34.88 11.92 30.76 180 131 Peak 4 5871.95 56.57 68.30 -11.73 40.25 35.17 12.10 30.95 180 131 Peak	Blank
Avg	Blank	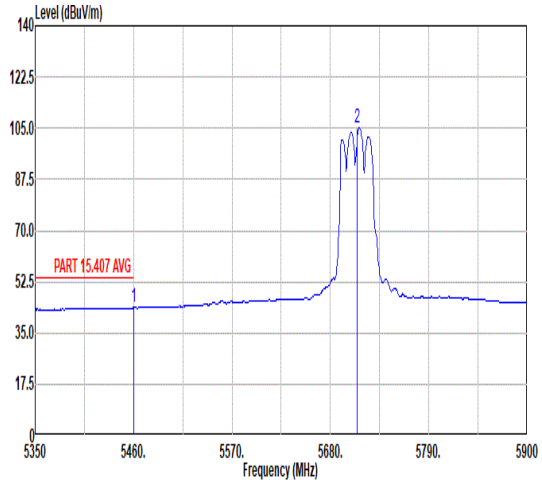 Freq Level Limit Line Margin Read Level Ant Factor Cable Loss Preamp Factor APos TPos Remark MHz dBuV/m dBuV/m dB dBuV dB/m dB dB cm deg 1 5460.00 43.60 54.00 -10.40 27.97 34.48 11.67 30.52 180 131 Average 2 5710.00 104.96 ------ ------ 88.92 34.88 11.92 30.76 180 131 Average

Mode	41	
	Band Edge	
	U-NII-1_5.15-5.25_802.11n HT40_CH142_Full RU_5710MHz	
ANT	1+2	
Pol.	Vertical	Fundamental
Peak	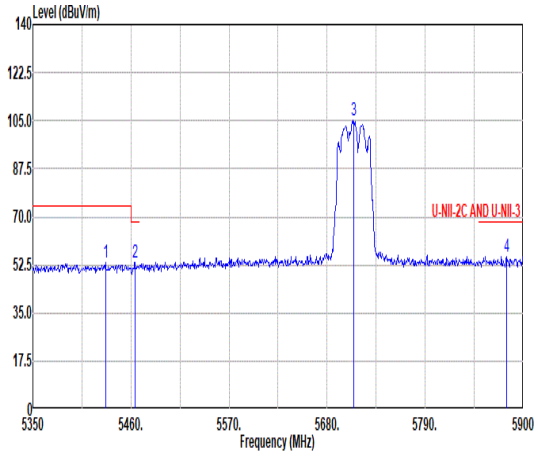 Freq Level Limit Line Margin Read Level Ant Factor Cable Loss Preamp Factor APos TPos Remark MHz dBuV/m dBuV/m dB dBuV dB/m dB dB cm deg 1 5431.40 53.28 74.00 -20.72 37.71 34.46 11.65 30.54 324 194 Peak 2 5464.40 53.10 68.30 -15.20 37.46 34.48 11.67 30.51 324 194 Peak 3 5710.00 105.36 ------ ------ 89.32 34.88 11.92 30.76 324 194 Peak 4 5881.30 55.65 68.30 -12.65 39.31 35.19 12.11 30.96 324 194 Peak	Blank
Avg	Blank	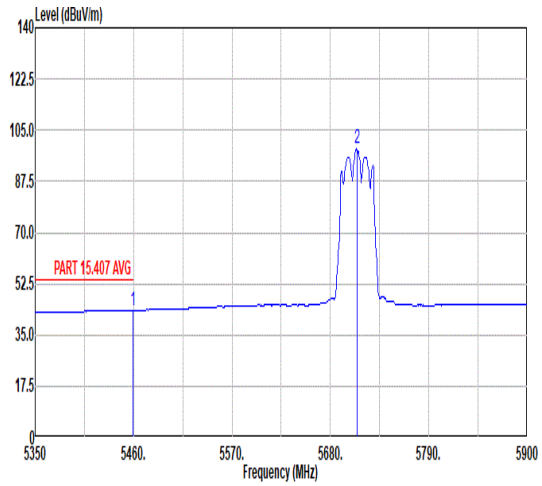 Freq Level Limit Line Margin Read Level Ant Factor Cable Loss Preamp Factor APos TPos Remark MHz dBuV/m dBuV/m dB dBuV dB/m dB dB cm deg 1 5459.45 43.47 54.00 -10.53 27.84 34.48 11.67 30.52 324 194 Average 2 5710.00 98.55 ------ ------ 82.51 34.88 11.92 30.76 324 194 Average

Mode	41	
	Harmonic	
	U-NII-1_5.15-5.25_802.11n HT40_CH142_Full RU_5710MHz	
ANT	1+2	
Pol.	Horizontal	Vertical
Peak Avg	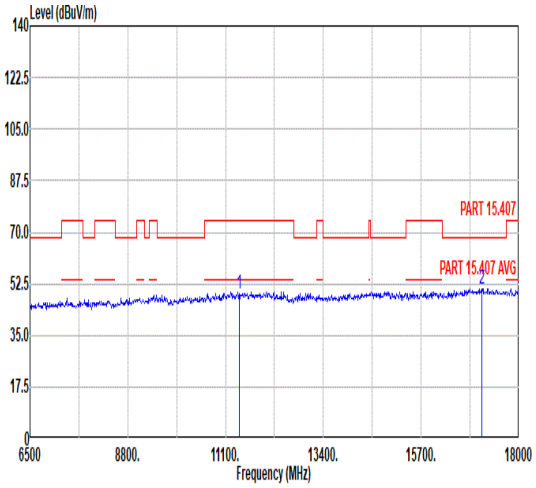 Freq Level Limit Line Margin Read Level Ant Factor Cable Loss Preamp Factor APos TPos Remark MHz dBuV/m dBuV/m dB dBuV dB/m dB dB cm deg 1 11420.00 48.93 74.00 -25.07 57.04 38.25 16.80 63.16 --- --- Peak 2 17130.00 50.73 68.30 -17.57 54.05 41.27 20.42 65.01 --- --- Peak	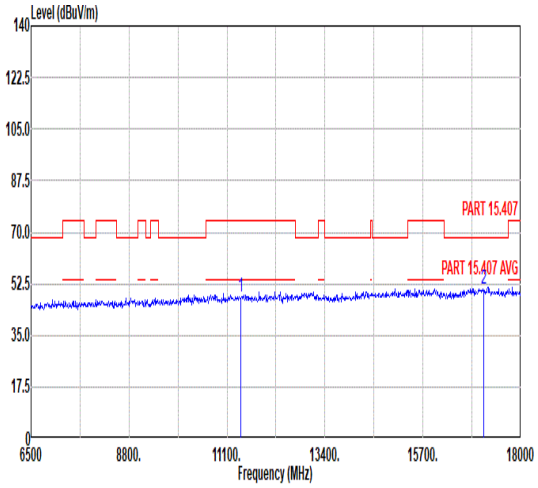 Freq Level Limit Line Margin Read Level Ant Factor Cable Loss Preamp Factor APos TPos Remark MHz dBuV/m dBuV/m dB dBuV dB/m dB dB cm deg 1 11420.00 48.22 74.00 -25.78 56.33 38.25 16.80 63.16 --- --- Peak 2 17130.00 50.80 68.30 -17.50 54.12 41.27 20.42 65.01 --- --- Peak

Mode	42	
	Band Edge	
	U-NII-2C_5.47-5.725_802.11ac VHT80_CH138_Full RU_5690MHz	
ANT	1+2	
Pol.	Horizontal	Fundamental
Peak	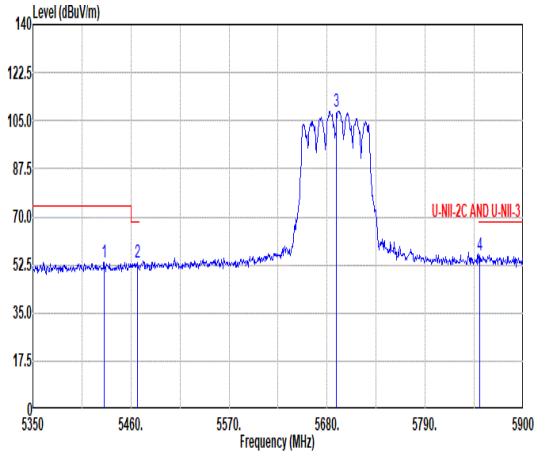 Freq Level Limit Line Margin Read Level Ant Factor Cable Loss Preamp Factor APos TPos Remark MHz dBuV/m dBuV/m dB dBuV dB/m dB dB cm deg 1 5429.75 53.55 74.00 -20.45 37.99 34.46 11.64 30.54 181 130 Peak 2 5467.15 53.28 68.30 -15.02 37.63 34.48 11.68 30.51 181 130 Peak 3 5690.00 108.47 ------ ------ 92.47 34.84 11.90 30.74 181 130 Peak 4 5851.05 55.92 68.30 -12.38 39.64 35.13 12.08 30.93 181 130 Peak	Blank
Avg	Blank	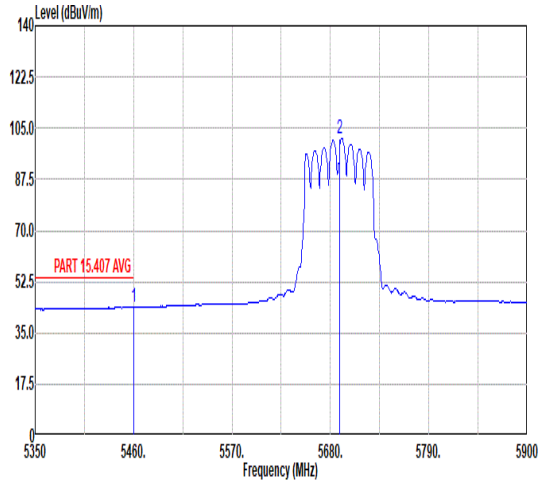 Freq Level Limit Line Margin Read Level Ant Factor Cable Loss Preamp Factor APos TPos Remark MHz dBuV/m dBuV/m dB dBuV dB/m dB dB cm deg 1 5460.00 43.86 54.00 -10.14 28.23 34.48 11.67 30.52 181 130 Average 2 5690.00 101.49 ------ ------ 85.49 34.84 11.90 30.74 181 130 Average

Mode	42	
	Band Edge	
	U-NII-2C_5.47-5.725_802.11ac VHT80_CH138_Full RU_5690MHz	
ANT	1+2	
Pol.	Vertical	Fundamental
Peak	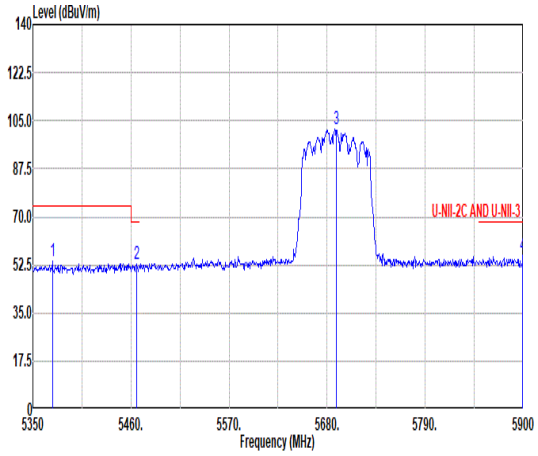 Freq Level Limit Line Margin Read Level Ant Factor Cable Loss Preamp Factor APos TPos Remark MHz dBuV/m dBuV/m dB dBuV dB/m dB dB cm deg 1 5372.00 53.68 74.00 -20.32 38.24 34.42 11.59 30.57 311 192 Peak 2 5466.60 52.82 68.30 -15.48 37.17 34.48 11.68 30.51 311 192 Peak 3 5690.00 101.80 ------ ------ 85.80 34.84 11.90 30.74 311 192 Peak 4 5899.45 55.94 68.30 -12.36 39.57 35.22 12.13 30.98 311 192 Peak	Blank
Avg	Blank	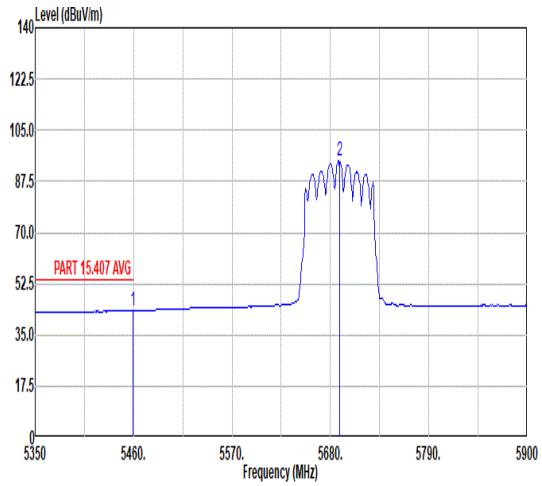 Freq Level Limit Line Margin Read Level Ant Factor Cable Loss Preamp Factor APos TPos Remark MHz dBuV/m dBuV/m dB dBuV dB/m dB dB cm deg 1 5459.45 43.42 54.00 -10.58 27.79 34.48 11.67 30.52 311 192 Average 2 5690.00 94.46 ------ ------ 78.46 34.84 11.90 30.74 311 192 Average

Mode	42	
	Harmonic	
	U-NII-2C_5.47-5.725_802.11ac VHT80_CH138_Full RU_5690MHz	
ANT	1+2	
Pol.	Horizontal	Vertical
Peak Avg	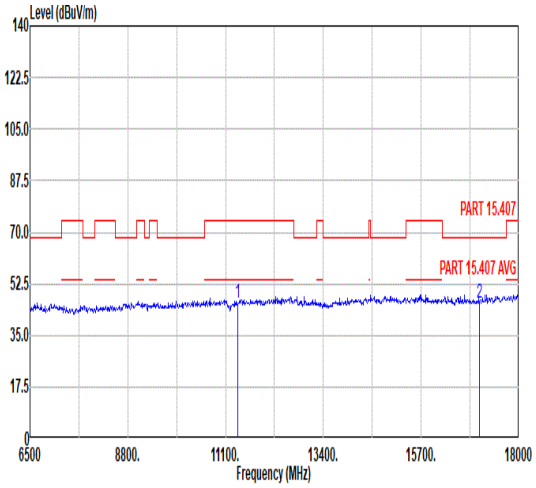 Freq Level Limit Line Margin Read Level Ant Factor Cable Loss Preamp Factor APos TPos Remark MHz dBuV/m dBuV/m dB dBuV dB/m dB dB cm deg 1 11380.00 45.73 74.00 -28.27 53.94 38.23 16.76 63.20 --- --- Peak 2 17070.00 46.19 68.30 -22.11 49.43 41.33 20.34 64.91 --- --- Peak	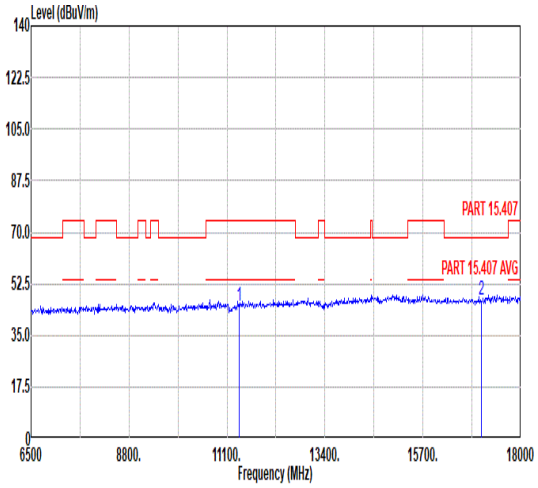 Freq Level Limit Line Margin Read Level Ant Factor Cable Loss Preamp Factor APos TPos Remark MHz dBuV/m dBuV/m dB dBuV dB/m dB dB cm deg 1 11380.00 45.00 74.00 -29.00 53.21 38.23 16.76 63.20 --- --- Peak 2 17070.00 46.84 68.30 -21.46 50.08 41.33 20.34 64.91 --- --- Peak

Mode	43	
	Band Edge	
	U-NII-1_5.15-5.25_802.11ax HE20_CH36_Full RU_5180MHz	
ANT	1+2	
Pol.	Horizontal	Fundamental
Peak	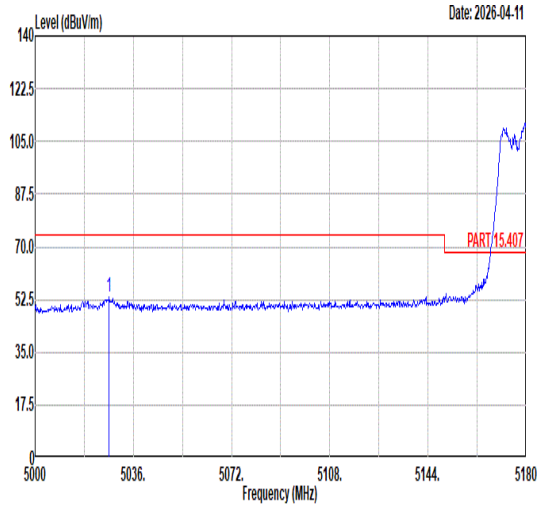 Freq Level Limit Line Margin (dB) Read Level Ant Factor Cable Loss Preamp Factor APos TPos Remark MHz dBuV/m dBuV/m dBuV dB/m dB dB cm deg 1 5027.18 53.36 74.00 -20.64 38.94 34.22 10.99 30.79 191 134 PEAK	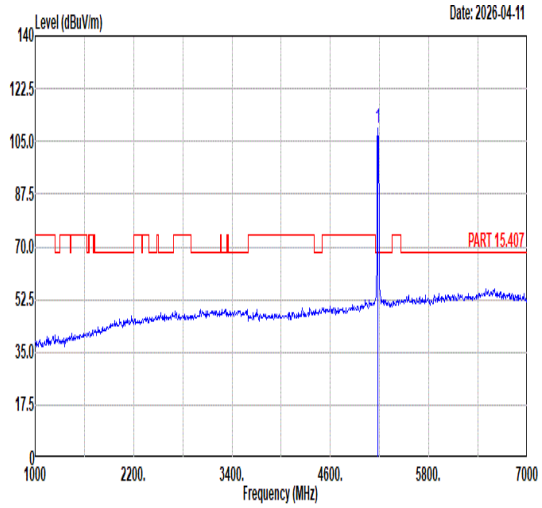 Freq Level Limit Line Margin (dB) Read Level Ant Factor Cable Loss Preamp Factor APos TPos Remark MHz dBuV/m dBuV/m dBuV dB/m dB dB cm deg 1 5180.00 109.50 ------ ------ 94.48 34.31 11.40 30.69 191 134 PEAK
Avg	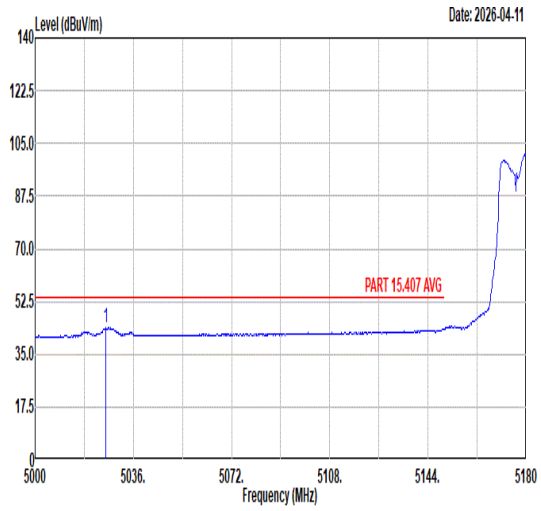 Freq Level Limit Line Margin (dB) Read Level Ant Factor Cable Loss Preamp Factor APos TPos Remark MHz dBuV/m dBuV/m dBuV dB/m dB dB cm deg 1 5025.92 43.68 54.00 -10.32 29.27 34.22 10.98 30.79 191 134 AVERAGE	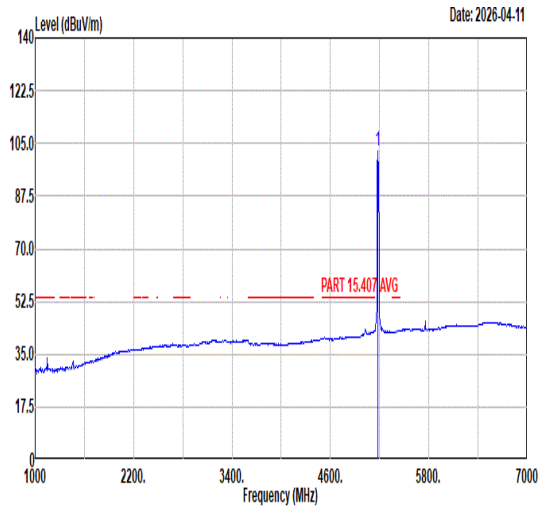 Freq Level Limit Line Margin (dB) Read Level Ant Factor Cable Loss Preamp Factor APos TPos Remark MHz dBuV/m dBuV/m dBuV dB/m dB dB cm deg 1 5180.00 102.56 ------ ------ 87.54 34.31 11.40 30.69 191 134 AVERAGE

Mode	43	
	Band Edge	
	U-NII-1_5.15-5.25_802.11ax HE20_CH36_Full RU_5180MHz	
ANT	1+2	
Pol.	Vertical	Fundamental
Peak	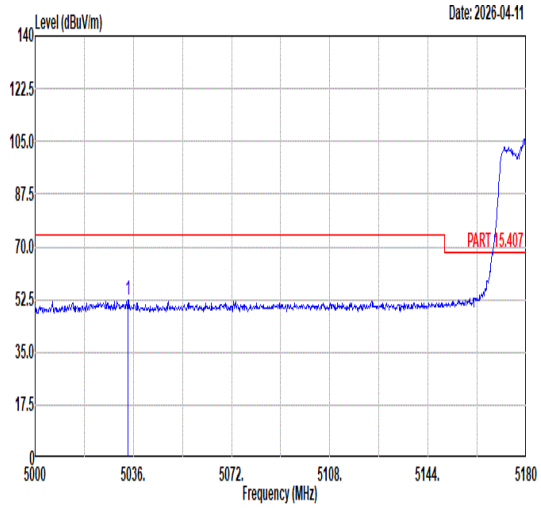 Freq Level Limit Line Margin (dB) Read Level Ant Factor Cable Loss Preamp Factor APos TPos Remark MHz dBuV/m dBuV/m dBuV dB/m dB dB cm deg 1 5034.02 52.16 74.00 -21.84 37.71 34.22 11.01 30.78 200 174 PEAK	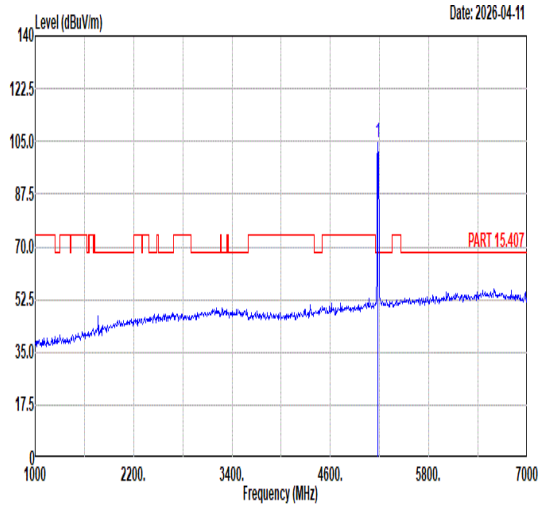 Freq Level Limit Line Margin (dB) Read Level Ant Factor Cable Loss Preamp Factor APos TPos Remark MHz dBuV/m dBuV/m dBuV dB/m dB dB cm deg 1 5180.00 104.57 ------ ------ 89.55 34.31 11.40 30.69 200 174 PEAK
Avg	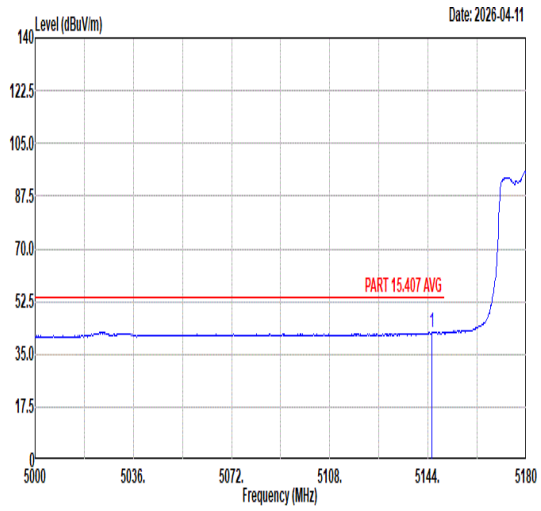 Freq Level Limit Line Margin (dB) Read Level Ant Factor Cable Loss Preamp Factor APos TPos Remark MHz dBuV/m dBuV/m dBuV dB/m dB dB cm deg 1 5145.44 42.29 54.00 -11.71 27.40 34.29 11.31 30.71 200 174 AVERAGE	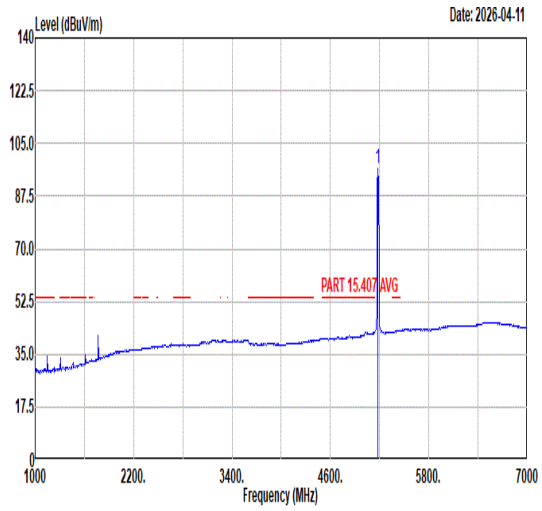 Freq Level Limit Line Margin (dB) Read Level Ant Factor Cable Loss Preamp Factor APos TPos Remark MHz dBuV/m dBuV/m dBuV dB/m dB dB cm deg 1 5180.00 96.52 ------ ------ 81.50 34.31 11.40 30.69 200 174 AVERAGE

Mode	43	
	Harmonic	
	U-NII-1_5.15-5.25_802.11ax HE20_CH36_Full RU_5180MHz	
ANT	1+2	
Pol.	Horizontal	Vertical
Peak Avg	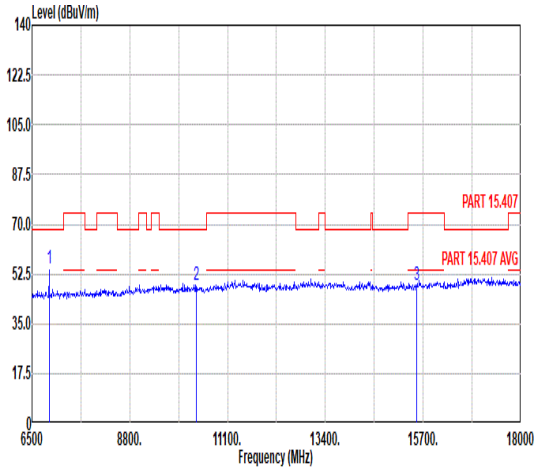 Freq Level Limit Line Margin Read Level Ant Factor Cable Loss Preamp Factor APos TPos Remark MHz dBuV/m dBuV/m dB dBuV dB/m dB dB cm deg 1 6906.00 54.51 68.30 -13.79 70.70 35.70 13.08 64.97 150 232 Peak 2 10360.00 48.56 68.30 -19.74 58.91 37.52 16.03 63.90 --- --- Peak 3 15540.00 48.41 74.00 -25.59 52.24 40.25 19.52 63.60 --- --- Peak	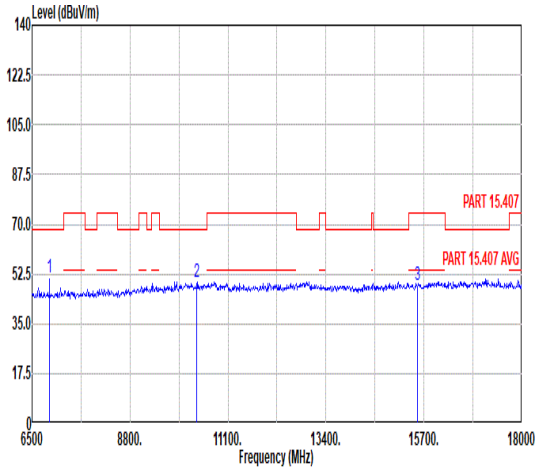 Freq Level Limit Line Margin Read Level Ant Factor Cable Loss Preamp Factor APos TPos Remark MHz dBuV/m dBuV/m dB dBuV dB/m dB dB cm deg 1 6906.00 51.12 68.30 -17.18 67.31 35.70 13.08 64.97 360 325 Peak 2 10360.00 49.43 68.30 -18.87 59.78 37.52 16.03 63.90 --- --- Peak 3 15540.00 48.39 74.00 -25.61 52.22 40.25 19.52 63.60 --- --- Peak

Mode	44	
	Harmonic	
	U-NII-1_5.15-5.25_802.11ax HE20_CH44_Full RU_5220MHz	
ANT	1+2	
Pol.	Horizontal	Vertical
Peak Avg	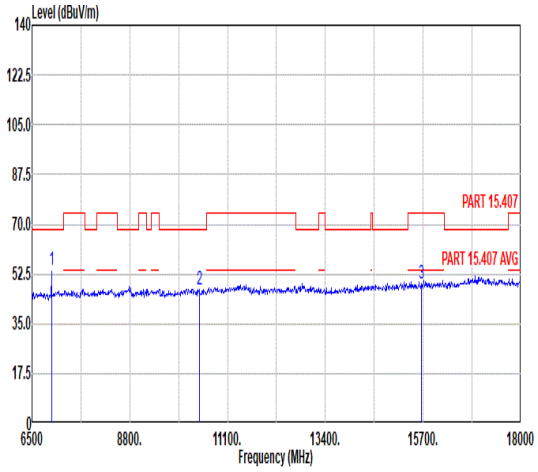 Freq Level Limit Line Margin Read Level Ant Factor Cable Loss Preamp Factor APos TPos Remark MHz dBuV/m dBuV/m dB dBuV dB/m dB dB cm deg 1 6960.00 54.11 68.30 -14.19 70.32 35.70 13.13 65.04 162 233 Peak 2 10440.00 46.79 68.30 -21.51 57.08 37.56 16.05 63.90 --- --- Peak 3 15660.00 48.90 74.00 -25.10 52.80 40.39 19.59 63.88 --- --- Peak	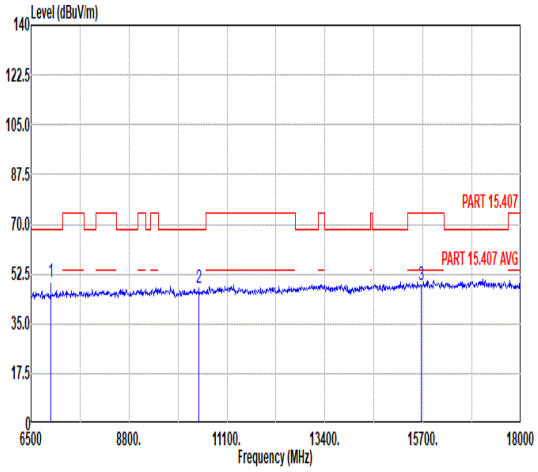 Freq Level Limit Line Margin Read Level Ant Factor Cable Loss Preamp Factor APos TPos Remark MHz dBuV/m dBuV/m dB dBuV dB/m dB dB cm deg 1 6960.00 49.82 68.30 -18.48 66.03 35.70 13.13 65.04 361 199 Peak 2 10440.00 47.35 68.30 -20.95 57.64 37.56 16.05 63.90 --- --- Peak 3 15660.00 48.49 74.00 -25.51 52.39 40.39 19.59 63.88 --- --- Peak

Mode	45	
	Harmonic	
	U-NII-1_5.15-5.25_802.11ax HE20_CH48_Full RU_5240MHz	
ANT	1+2	
Pol.	Horizontal	Vertical
Peak Avg	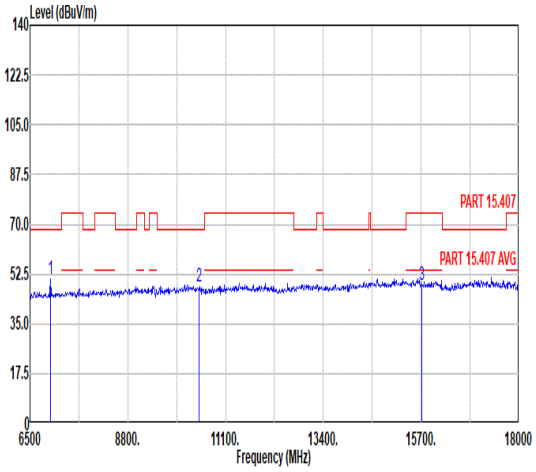 Freq Level Limit Line Margin Read Level Ant Factor Cable Loss Preamp Factor APos TPos Remark MHz dBuV/m dBuV/m dB dBuV dB/m dB dB cm deg 1 6983.00 50.69 68.30 -17.61 66.93 35.70 13.14 65.08 356 202 Peak 2 10480.00 48.10 68.30 -20.20 58.32 37.59 16.09 63.90 --- --- Peak 3 15720.00 48.81 74.00 -25.19 52.77 40.46 19.61 64.03 --- --- Peak	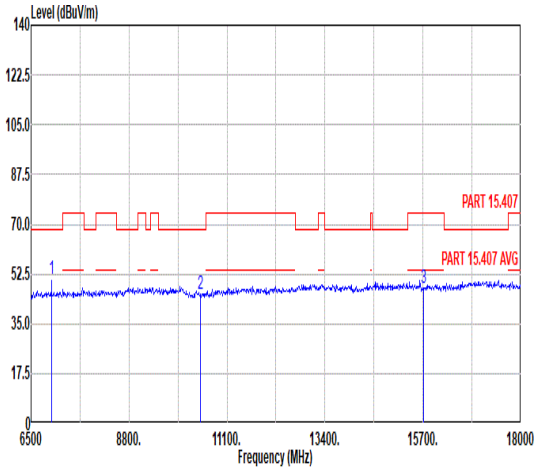 Freq Level Limit Line Margin Read Level Ant Factor Cable Loss Preamp Factor APos TPos Remark MHz dBuV/m dBuV/m dB dBuV dB/m dB dB cm deg 1 6986.00 50.83 68.30 -17.47 67.06 35.70 13.15 65.08 121 200 Peak 2 10480.00 45.24 68.30 -23.06 55.46 37.59 16.09 63.90 --- --- Peak 3 15720.00 47.52 74.00 -26.48 51.48 40.46 19.61 64.03 --- --- Peak

Mode	46	
	Harmonic	
	U-NII-2A_5.25-5.35_802.11ax HE20_CH52_Full RU_5260MHz	
ANT	1+2	
Pol.	Horizontal	Vertical
Peak Avg	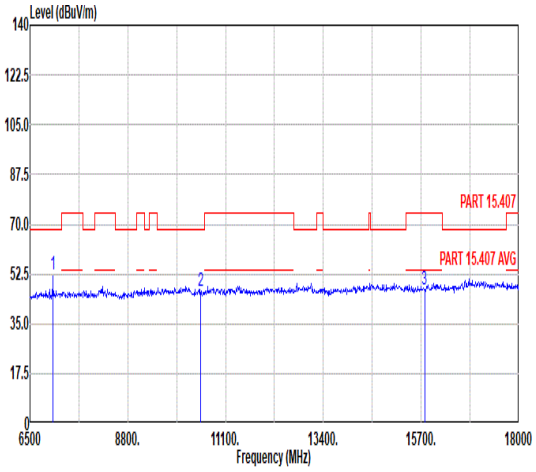 Freq Level Limit Line Margin Read Level Ant Factor Cable Loss Preamp Factor APos TPos Remark MHz dBuV/m dBuV/m dB dBuV dB/m dB dB cm deg 1 7039.00 52.06 68.30 -16.24 68.20 35.68 13.21 65.03 372 220 Peak 2 10520.00 46.69 68.30 -21.61 56.83 37.62 16.12 63.88 --- --- Peak 3 15780.00 47.20 74.00 -26.80 51.19 40.54 19.64 64.17 --- --- Peak	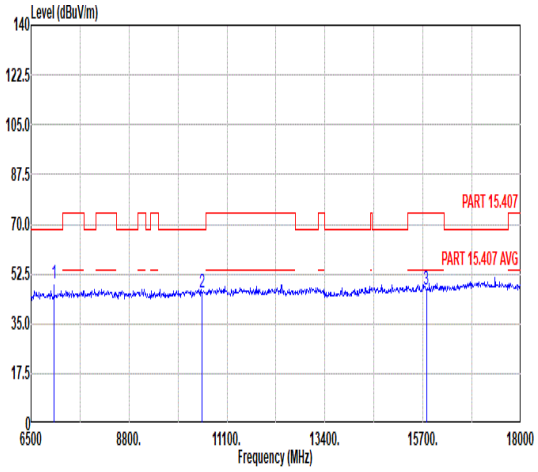 Freq Level Limit Line Margin Read Level Ant Factor Cable Loss Preamp Factor APos TPos Remark MHz dBuV/m dBuV/m dB dBuV dB/m dB dB cm deg 1 7039.00 49.32 68.30 -18.98 65.46 35.68 13.21 65.03 364 208 Peak 2 10520.00 46.20 68.30 -22.10 56.34 37.62 16.12 63.88 --- --- Peak 3 15780.00 47.21 74.00 -26.79 51.20 40.54 19.64 64.17 --- --- Peak

Mode	47	
	Harmonic	
	U-NII-2A_5.25-5.35_802.11ax HE20_CH60_Full RU_5300MHz	
ANT	1+2	
Pol.	Horizontal	Vertical
Peak Avg	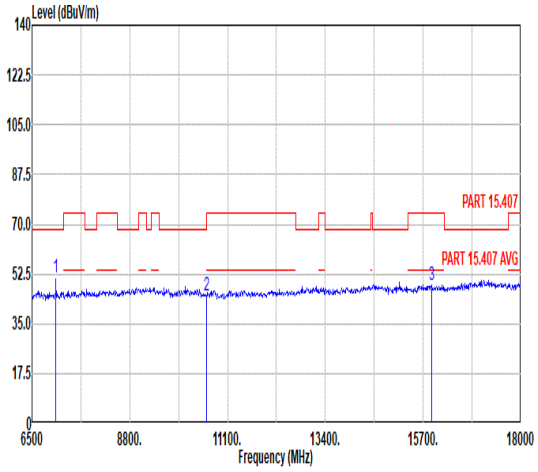 Freq Level Limit Line Margin Read Level Ant Factor Cable Loss Preamp Factor APos TPos Remark MHz dBuV/m dBuV/m dB dBuV dB/m dB dB cm deg 1 7066.00 51.25 68.30 -17.05 67.31 35.67 13.25 64.98 252 230 Peak 2 10600.00 44.89 74.00 -29.11 54.84 37.68 16.19 63.82 --- --- Peak 3 15900.00 48.39 74.00 -25.61 52.41 40.68 19.76 64.46 --- --- Peak	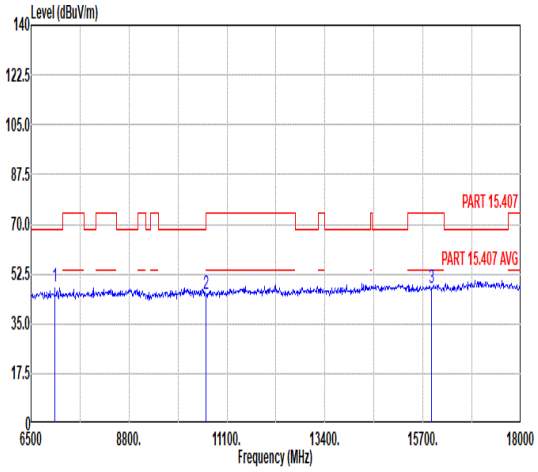 Freq Level Limit Line Margin Read Level Ant Factor Cable Loss Preamp Factor APos TPos Remark MHz dBuV/m dBuV/m dB dBuV dB/m dB dB cm deg 1 7066.00 48.27 68.30 -20.03 64.33 35.67 13.25 64.98 100 215 Peak 2 10600.00 45.58 74.00 -28.42 55.53 37.68 16.19 63.82 --- --- Peak 3 15900.00 47.60 74.00 -26.40 51.62 40.68 19.76 64.46 --- --- Peak

Mode	48	
	Band Edge	
	U-NII-2A_5.25-5.35_802.11ax HE20_CH64_Full RU_5320MHz	
ANT	1+2	
Pol.	Horizontal	Fundamental
Peak	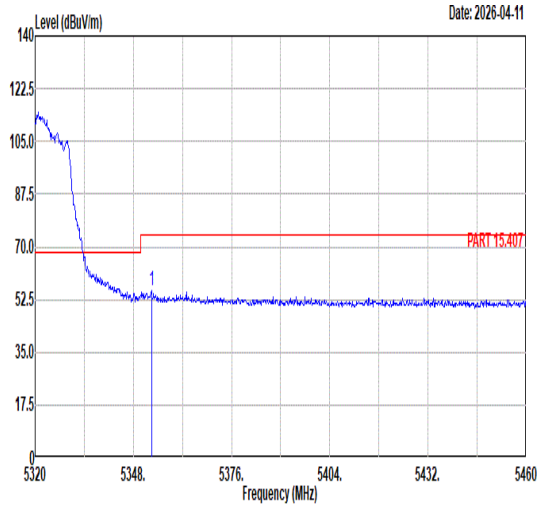 Freq Level Limit Line Margin (dB) Read Level Ant Factor Cable Loss Preamp Factor APos TPos Remark MHz dBuV/m dBuV/m dBuV dB/m dB dB cm deg 1 5353.18 55.26 74.00 -18.74 39.85 34.41 11.58 30.58 184 132 PEAK	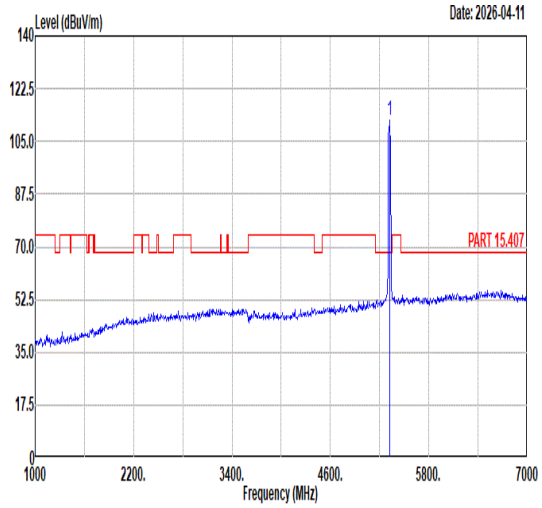 Freq Level Limit Line Margin (dB) Read Level Ant Factor Cable Loss Preamp Factor APos TPos Remark MHz dBuV/m dBuV/m dBuV dB/m dB dB cm deg 1 5320.00 112.23 ------ ------ 96.89 34.39 11.55 30.60 184 132 PEAK
Avg	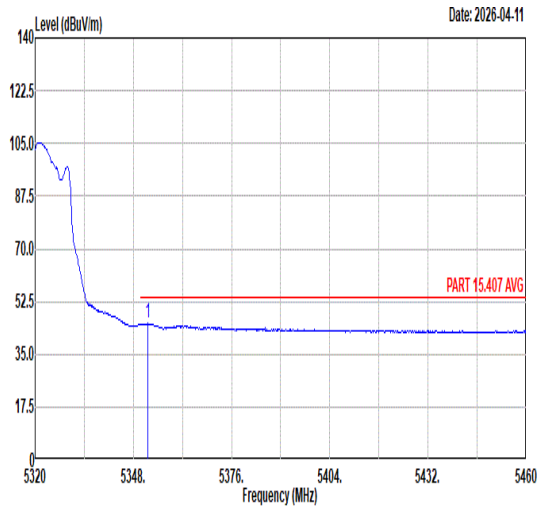 Freq Level Limit Line Margin (dB) Read Level Ant Factor Cable Loss Preamp Factor APos TPos Remark MHz dBuV/m dBuV/m dBuV dB/m dB dB cm deg 1 5352.20 45.33 54.00 -8.67 29.92 34.41 11.58 30.58 184 132 AVERAGE	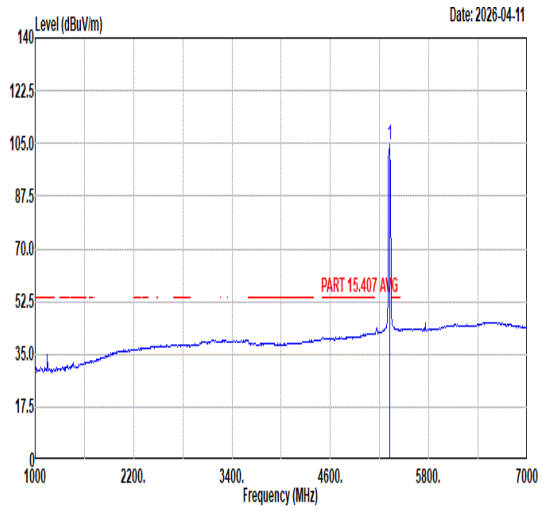 Freq Level Limit Line Margin (dB) Read Level Ant Factor Cable Loss Preamp Factor APos TPos Remark MHz dBuV/m dBuV/m dBuV dB/m dB dB cm deg 1 5320.00 104.77 ------ ------ 89.43 34.39 11.55 30.60 184 132 AVERAGE

Mode	48	
	Band Edge	
	U-NII-2A_5.25-5.35_802.11ax HE20_CH64_Full RU_5320MHz	
ANT	1+2	
Pol.	Vertical	Fundamental
Peak	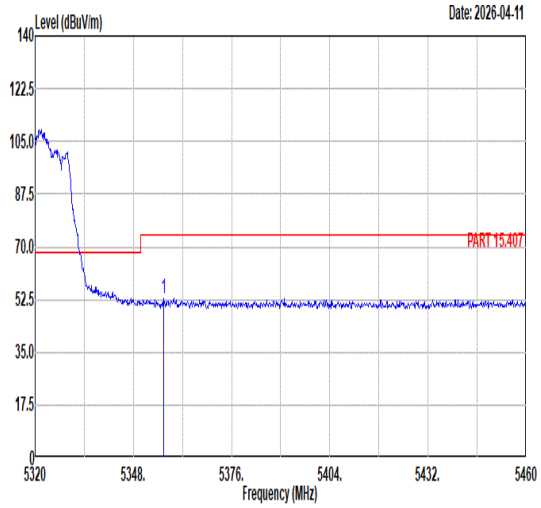 Freq Level Limit Line Margin (dB) Read Level Ant Factor Cable Loss Preamp Factor APos TPos Remark MHz dBuV/m dBuV/m dBuV dB/m dB dB cm deg 1 5356.54 52.87 74.00 -21.13 37.46 34.41 11.58 30.58 210 173 PEAK	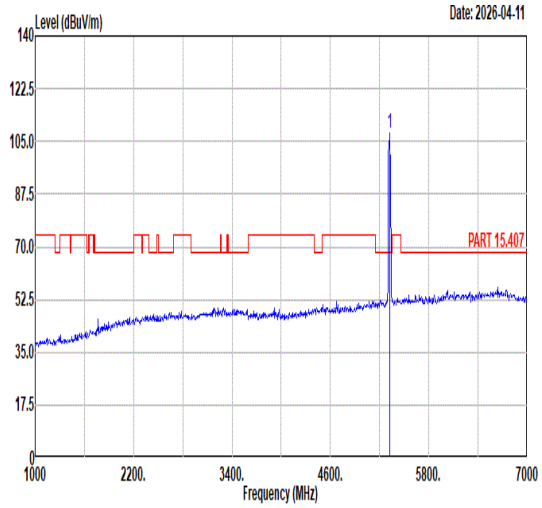 Freq Level Limit Line Margin (dB) Read Level Ant Factor Cable Loss Preamp Factor APos TPos Remark MHz dBuV/m dBuV/m dBuV dB/m dB dB cm deg 1 5320.00 107.98 ------ ------ 92.64 34.39 11.55 30.60 210 173 PEAK
Avg	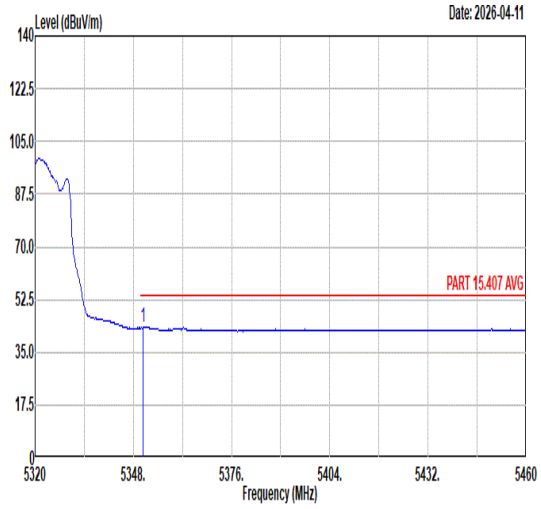 Freq Level Limit Line Margin (dB) Read Level Ant Factor Cable Loss Preamp Factor APos TPos Remark MHz dBuV/m dBuV/m dBuV dB/m dB dB cm deg 1 5350.80 43.38 54.00 -10.62 27.97 34.41 11.58 30.58 210 173 AVERAGE	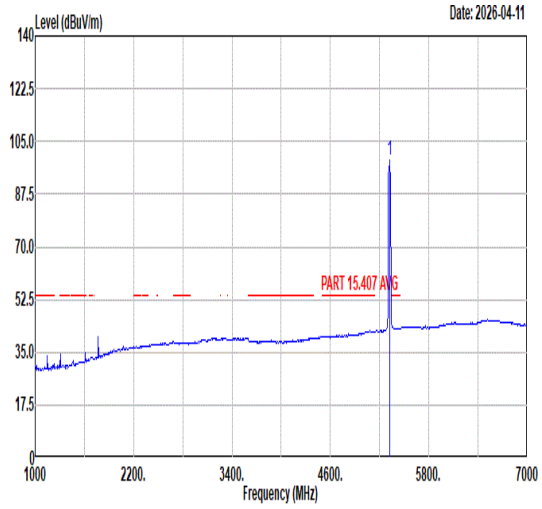 Freq Level Limit Line Margin (dB) Read Level Ant Factor Cable Loss Preamp Factor APos TPos Remark MHz dBuV/m dBuV/m dBuV dB/m dB dB cm deg 1 5320.00 98.85 ------ ------ 83.51 34.39 11.55 30.60 210 173 AVERAGE

Mode	48	
	Harmonic	
	U-NII-2A_5.25-5.35_802.11ax HE20_CH64_Full RU_5320MHz	
ANT	1+2	
Pol.	Horizontal	Vertical
Peak Avg	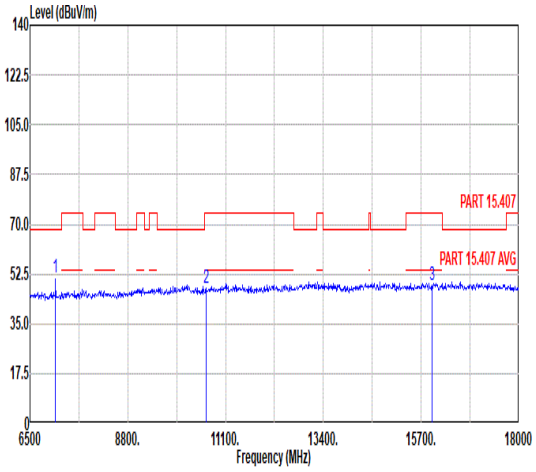 Freq Level Limit Line Margin Read Level Ant Factor Cable Loss Preamp Factor APos TPos Remark MHz dBuV/m dBuV/m dB dBuV dB/m dB dB cm deg 1 7091.00 51.12 68.30 -17.18 67.11 35.66 13.29 64.94 168 225 Peak 2 10640.00 47.54 74.00 -26.46 57.39 37.71 16.23 63.79 --- --- Peak 3 15960.00 48.72 74.00 -25.28 52.73 40.75 19.84 64.60 --- --- Peak	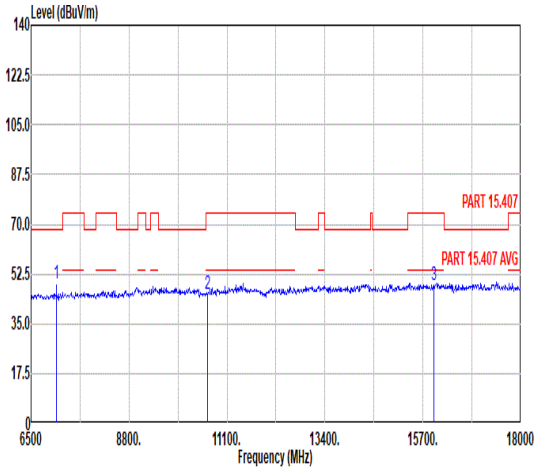 Freq Level Limit Line Margin Read Level Ant Factor Cable Loss Preamp Factor APos TPos Remark MHz dBuV/m dBuV/m dB dBuV dB/m dB dB cm deg 1 7091.00 49.12 68.30 -19.18 65.11 35.66 13.29 64.94 330 208 Peak 2 10640.00 45.52 74.00 -28.48 55.37 37.71 16.23 63.79 --- --- Peak 3 15960.00 48.37 74.00 -25.63 52.38 40.75 19.84 64.60 --- --- Peak

Mode	49	
	Band Edge	
	U-NII-2C_5.47-5.725_802.11ax HE20_CH100_Full RU_5500MHz	
ANT	1+2	
Pol.	Horizontal	Fundamental
Peak	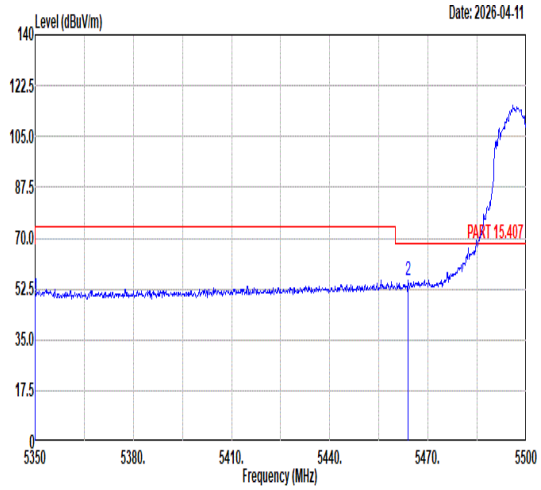 Freq Level Limit Line Margin (dB) Read Level Ant Factor Cable Loss Preamp Factor APos TPos Remark MHz dBuV/m dBuV/m dBuV dB/m dB dB cm deg 1 5350.00 49.85 68.30 -18.45 34.45 34.41 11.58 30.59 186 226 PEAK 2 5464.00 55.67 68.30 -12.63 40.03 34.48 11.67 30.51 186 226 PEAK	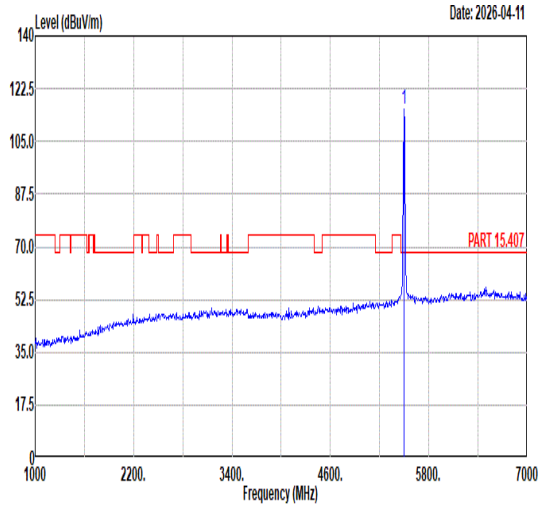 Freq Level Limit Line Margin (dB) Read Level Ant Factor Cable Loss Preamp Factor APos TPos Remark MHz dBuV/m dBuV/m dBuV dB/m dB dB cm deg 1 5500.00 115.67 ------ ------ 99.98 34.50 11.70 30.51 186 226 PEAK
Avg	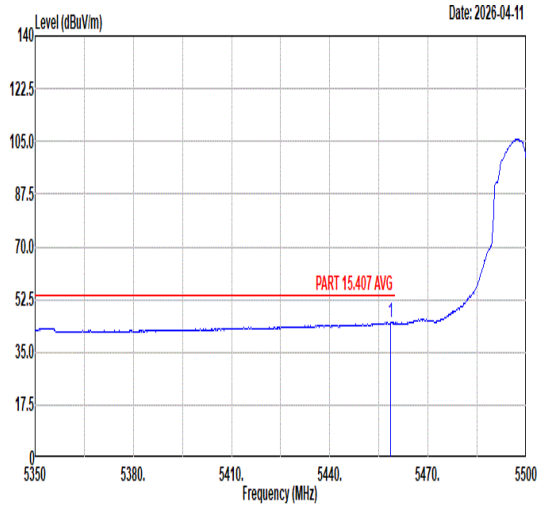 Freq Level Limit Line Margin (dB) Read Level Ant Factor Cable Loss Preamp Factor APos TPos Remark MHz dBuV/m dBuV/m dBuV dB/m dB dB cm deg 1 5458.60 44.86 54.00 -9.14 29.23 34.48 11.67 30.52 186 226 AVERAGE	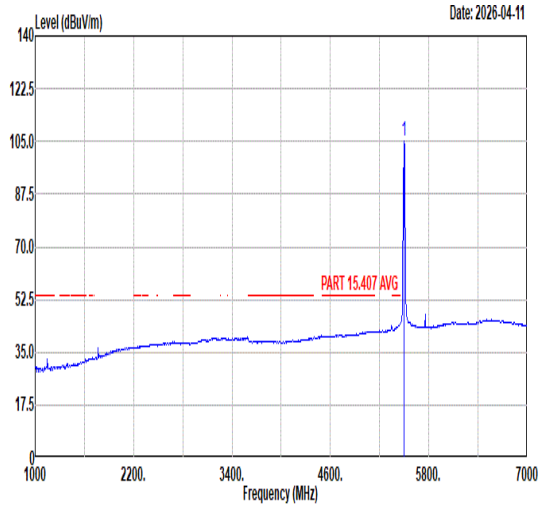 Freq Level Limit Line Margin (dB) Read Level Ant Factor Cable Loss Preamp Factor APos TPos Remark MHz dBuV/m dBuV/m dBuV dB/m dB dB cm deg 1 5500.00 105.28 ------ ------ 89.59 34.50 11.70 30.51 186 226 AVERAGE

Mode	49	
	Band Edge	
	U-NII-2C_5.47-5.725_802.11ax HE20_CH100_Full RU_5500MHz	
ANT	1+2	
Pol.	Vertical	Fundamental
Peak	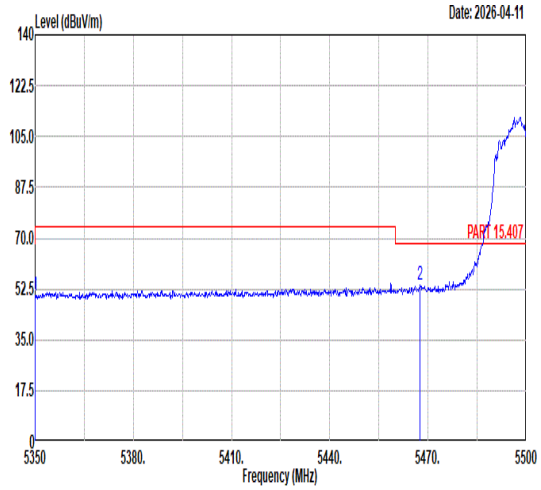 Freq Level Limit Line Margin (dB) Read Level Ant Factor Cable Loss Preamp Factor APos TPos Remark MHz dBuV/m dBuV/m dBuV dB/m dB dB cm deg 1 5350.00 50.16 68.30 -18.14 34.76 34.41 11.58 30.59 237 210 PEAK 2 5467.60 53.86 68.30 -14.44 38.21 34.48 11.68 30.51 237 210 PEAK	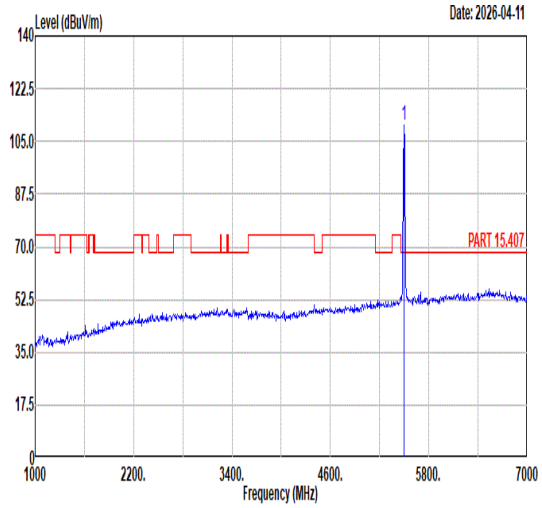 Freq Level Limit Line Margin (dB) Read Level Ant Factor Cable Loss Preamp Factor APos TPos Remark MHz dBuV/m dBuV/m dBuV dB/m dB dB cm deg 1 5500.00 110.68 ------ ------ 94.99 34.50 11.70 30.51 237 210 PEAK
Avg	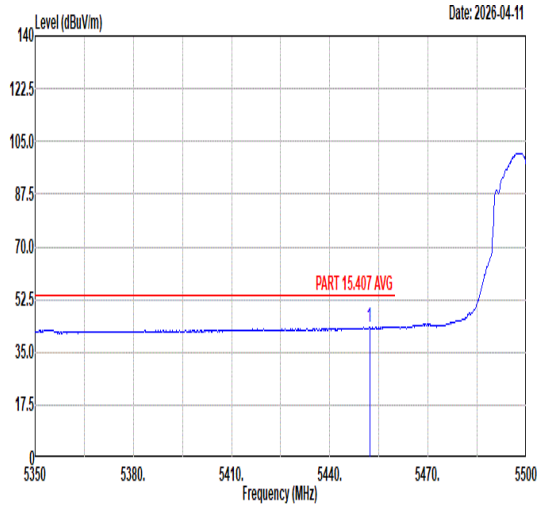 Freq Level Limit Line Margin (dB) Read Level Ant Factor Cable Loss Preamp Factor APos TPos Remark MHz dBuV/m dBuV/m dBuV dB/m dB dB cm deg 1 5452.15 43.41 54.00 -10.59 27.80 34.47 11.66 30.52 237 210 AVERAGE	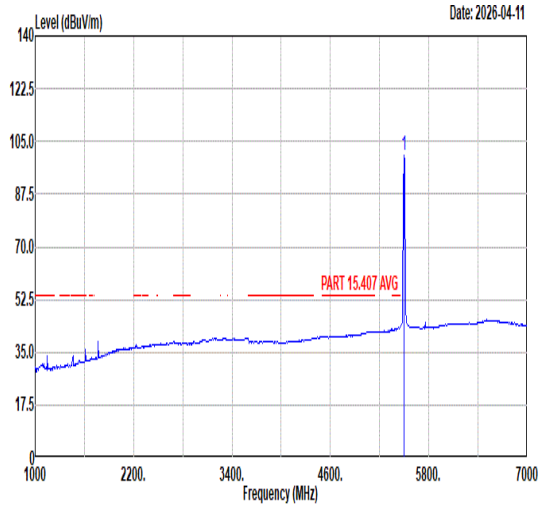 Freq Level Limit Line Margin (dB) Read Level Ant Factor Cable Loss Preamp Factor APos TPos Remark MHz dBuV/m dBuV/m dBuV dB/m dB dB cm deg 1 5500.00 100.59 ------ ------ 84.89 34.50 11.71 30.51 237 210 AVERAGE

Mode	49	
	Harmonic	
	U-NII-2C_5.47-5.725_802.11ax HE20_CH100_Full RU_5500MHz	
ANT	1+2	
Pol.	Horizontal	Vertical
Peak Avg	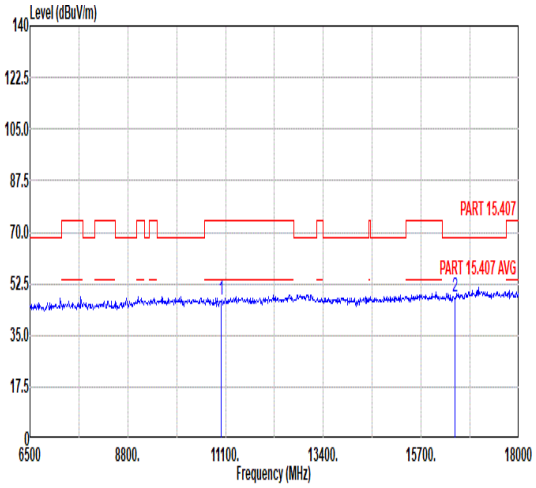 Freq Level Limit Line Margin Read Level Ant Factor Cable Loss Preamp Factor APos TPos Remark MHz dBuV/m dBuV/m dB dBuV dB/m dB dB cm deg 1 11000.00 46.77 74.00 -27.23 55.83 38.00 16.44 63.50 --- --- Peak 2 16500.00 48.28 68.30 -20.02 52.05 41.20 20.03 65.00 --- --- Peak	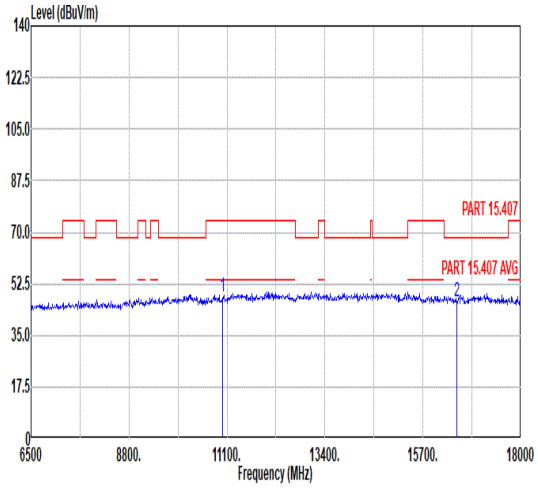 Freq Level Limit Line Margin Read Level Ant Factor Cable Loss Preamp Factor APos TPos Remark MHz dBuV/m dBuV/m dB dBuV dB/m dB dB cm deg 1 11000.00 47.92 74.00 -26.08 56.98 38.00 16.44 63.50 --- --- Peak 2 16500.00 46.46 68.30 -21.84 50.23 41.20 20.03 65.00 --- --- Peak

Mode	50	
	Harmonic	
	U-NII-2C_5.47-5.725_802.11ax HE20_CH116_Full RU_5580MHz	
ANT	1+2	
Pol.	Horizontal	Vertical
Peak Avg	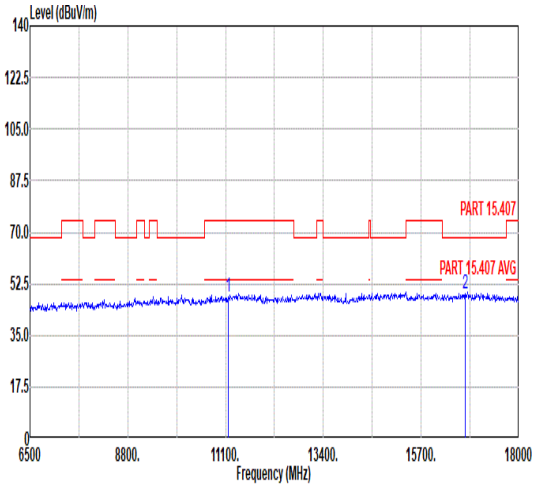 Freq Level Limit Line Margin Read Level Ant Factor Cable Loss Preamp Factor APos TPos Remark MHz dBuV/m dBuV/m dB dBuV dB/m dB dB cm deg 1 11160.00 47.91 74.00 -26.09 56.66 38.10 16.52 63.37 --- --- Peak 2 16740.00 48.97 68.30 -19.33 52.58 41.30 19.99 64.90 --- --- Peak	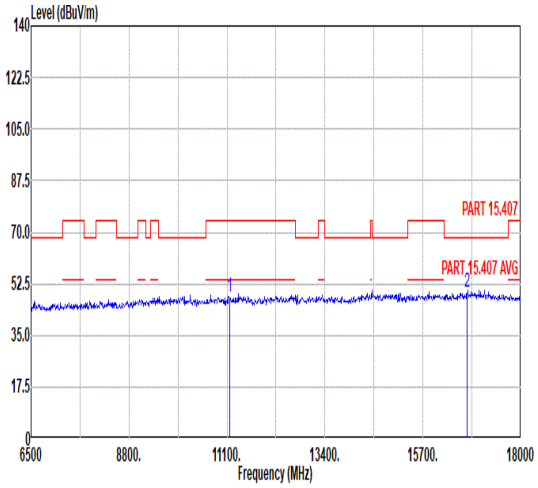 Freq Level Limit Line Margin Read Level Ant Factor Cable Loss Preamp Factor APos TPos Remark MHz dBuV/m dBuV/m dB dBuV dB/m dB dB cm deg 1 11160.00 47.84 74.00 -26.16 56.59 38.10 16.52 63.37 --- --- Peak 2 16740.00 49.46 68.30 -18.84 53.07 41.30 19.99 64.90 --- --- Peak

Mode	51	
	Band Edge	
	U-NII-2C_5.47-5.725_802.11ax HE20_CH140_Full RU_5700MHz	
ANT	1+2	
Pol.	Horizontal	Fundamental
Peak	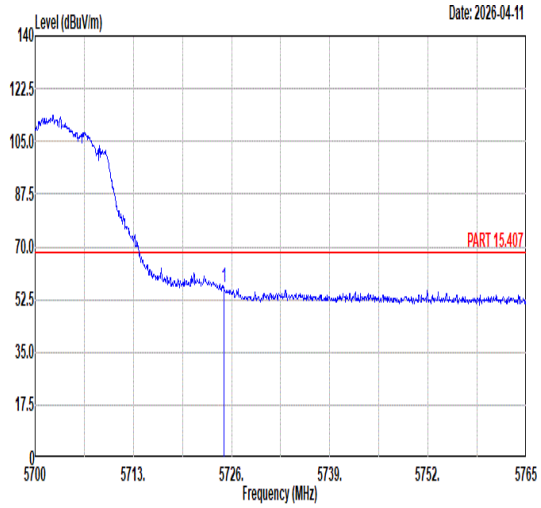 Freq Level Limit Line Margin (dB) Read Level Ant Factor Cable Loss Preamp Factor APos TPos Remark MHz dBuV/m dBuV/m dBuV dB/m dB dB cm deg 1 5725.03 56.30 68.30 -12.00 40.23 34.91 11.94 30.78 180 129 PEAK	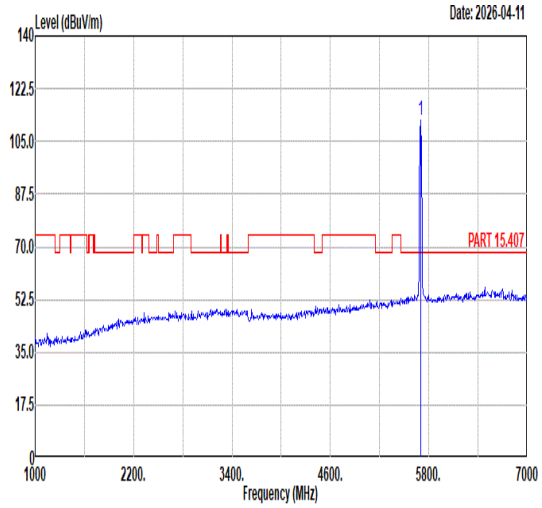 Freq Level Limit Line Margin (dB) Read Level Ant Factor Cable Loss Preamp Factor APos TPos Remark MHz dBuV/m dBuV/m dBuV dB/m dB dB cm deg 1 5700.00 112.05 ------ ------ 96.02 34.87 11.91 30.75 180 129 PEAK
Avg	Blank	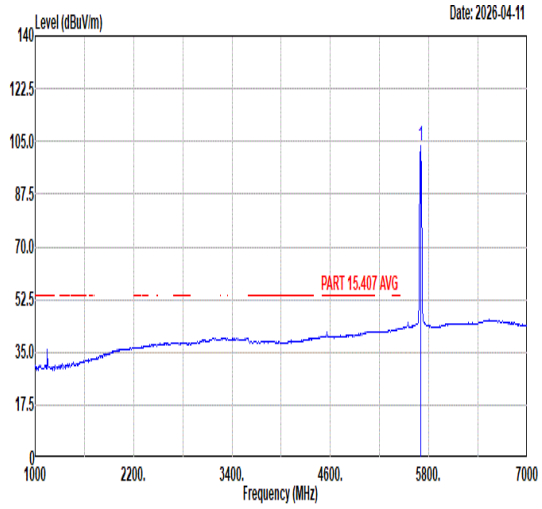 Freq Level Limit Line Margin (dB) Read Level Ant Factor Cable Loss Preamp Factor APos TPos Remark MHz dBuV/m dBuV/m dBuV dB/m dB dB cm deg 1 5700.00 103.61 ------ ------ 87.58 34.87 11.91 30.75 180 129 AVERAGE

Mode	51	
	Band Edge	
	U-NII-2C_5.47-5.725_802.11ax HE20_CH140_Full RU_5700MHz	
ANT	1+2	
Pol.	Vertical	Fundamental
Peak	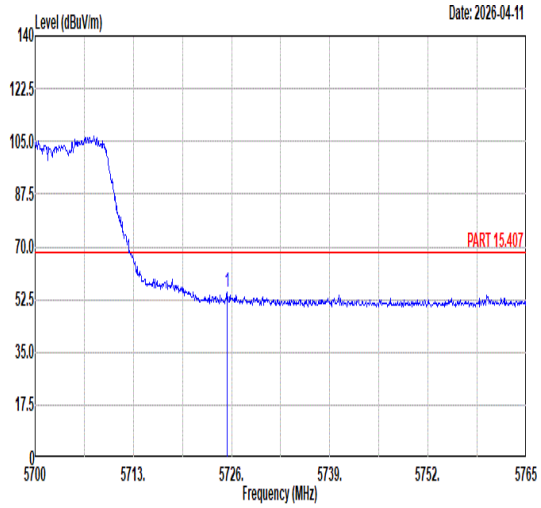 Freq Level Limit Line Margin (dB) Read Level Ant Factor Cable Loss Preamp Factor APos TPos Remark MHz dBuV/m dBuV/m dBuV dB/m dB dB cm deg 1 5725.42 55.02 68.30 -13.28 38.95 34.91 11.94 30.78 300 218 PEAK	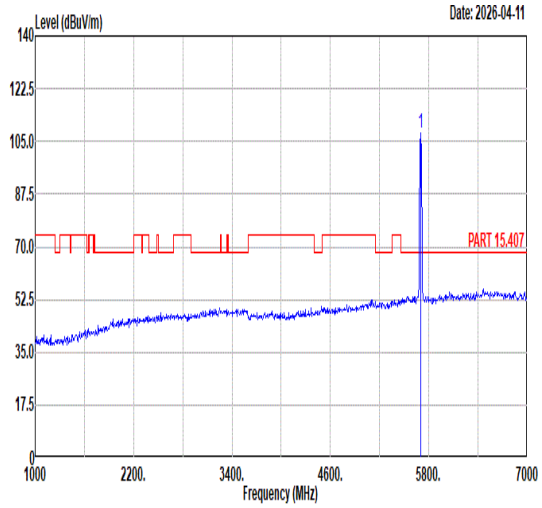 Freq Level Limit Line Margin (dB) Read Level Ant Factor Cable Loss Preamp Factor APos TPos Remark MHz dBuV/m dBuV/m dBuV dB/m dB dB cm deg 1 5700.00 107.56 ------ ------ 91.54 34.86 11.91 30.75 300 218 PEAK
Avg	Blank	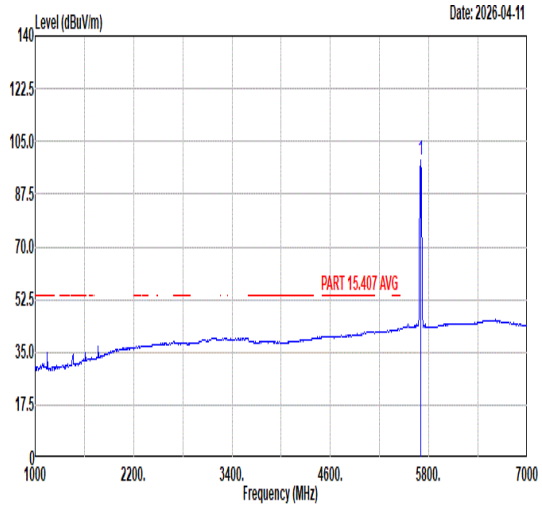 Freq Level Limit Line Margin (dB) Read Level Ant Factor Cable Loss Preamp Factor APos TPos Remark MHz dBuV/m dBuV/m dBuV dB/m dB dB cm deg 1 5700.00 98.97 ------ ------ 82.95 34.86 11.91 30.75 300 218 AVERAGE

Mode	51	
	Harmonic	
	U-NII-2C_5.47-5.725_802.11ax HE20_CH140_Full RU_5700MHz	
ANT	1+2	
Pol.	Horizontal	Vertical
Peak Avg	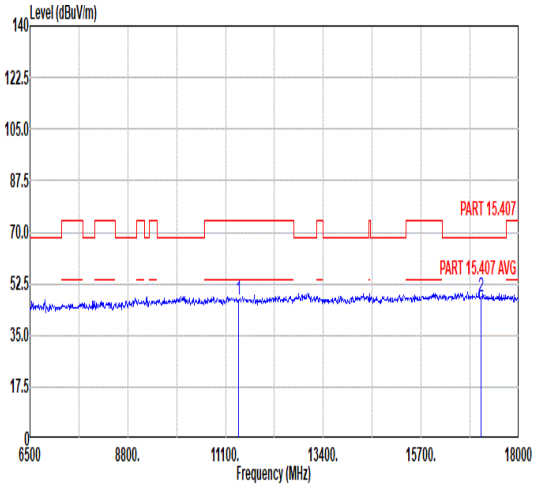 Freq Level Limit Line Margin Read Level Ant Factor Cable Loss Preamp Factor APos TPos Remark MHz dBuV/m dBuV/m dB dBuV dB/m dB dB cm deg 1 11400.00 47.16 74.00 -26.84 55.31 38.24 16.79 63.18 --- --- Peak 2 17100.00 48.12 68.30 -20.18 51.40 41.30 20.38 64.96 --- --- Peak	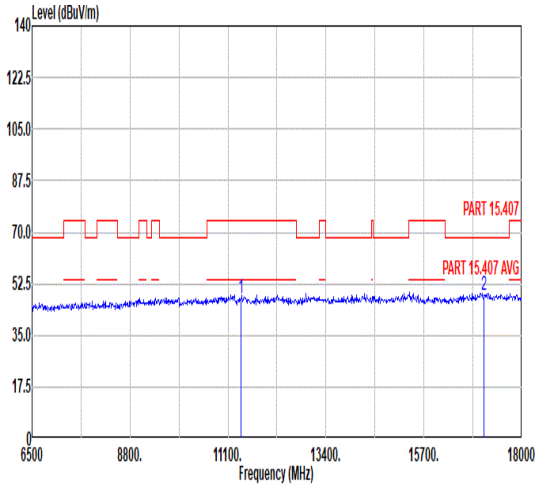 Freq Level Limit Line Margin Read Level Ant Factor Cable Loss Preamp Factor APos TPos Remark MHz dBuV/m dBuV/m dB dBuV dB/m dB dB cm deg 1 11400.00 47.60 74.00 -26.40 55.75 38.24 16.79 63.18 --- --- Peak 2 17100.00 48.86 68.30 -19.44 52.14 41.30 20.38 64.96 --- --- Peak

Mode	52	
	Band Edge - L	
	U-NII-1_5.15-5.25_802.11ax HE40_CH38_Full RU_5190MHz	
ANT	1+2	
Pol.	Horizontal	Fundamental
Peak	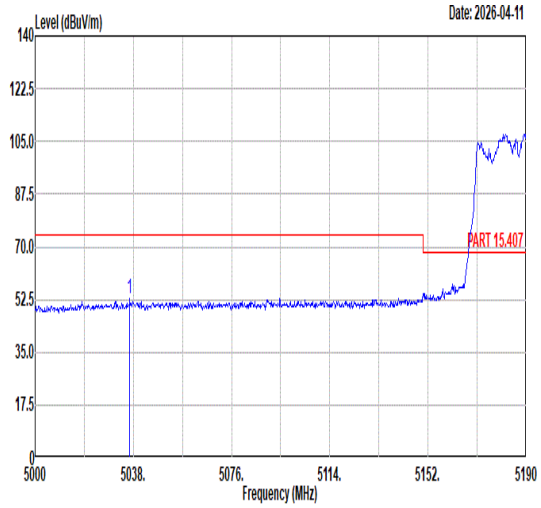 Freq Level Limit Line Margin (dB) Read Level Ant Factor Cable Loss Preamp Factor APos TPos Remark MHz dBuV/m dBuV/m dBuV dB/m dB dB cm deg 1 5036.67 52.74 74.00 -21.26 38.29 34.22 11.01 30.78 181 135 PEAK	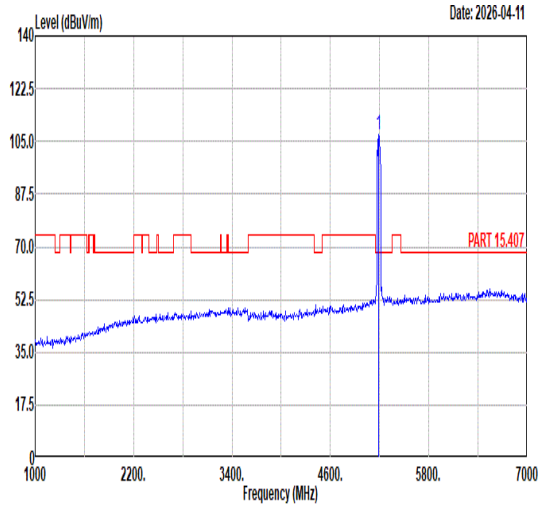 Freq Level Limit Line Margin (dB) Read Level Ant Factor Cable Loss Preamp Factor APos TPos Remark MHz dBuV/m dBuV/m dBuV dB/m dB dB cm deg 1 5190.00 107.42 ------ ------ 92.38 34.31 11.42 30.69 181 135 PEAK
Avg	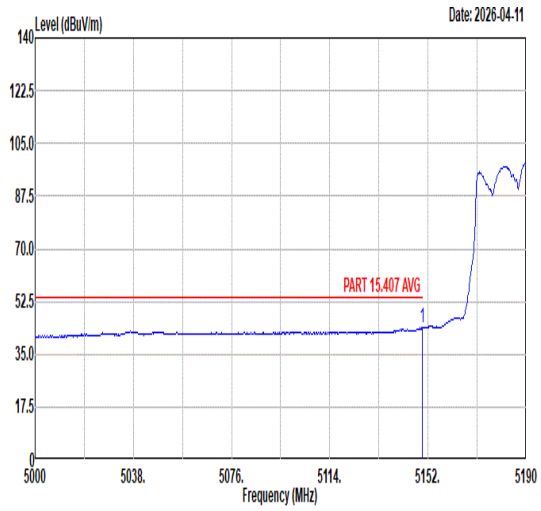 Freq Level Limit Line Margin (dB) Read Level Ant Factor Cable Loss Preamp Factor APos TPos Remark MHz dBuV/m dBuV/m dBuV dB/m dB dB cm deg 1 5149.91 43.97 54.00 -10.03 29.07 34.29 11.32 30.71 181 135 AVERAGE	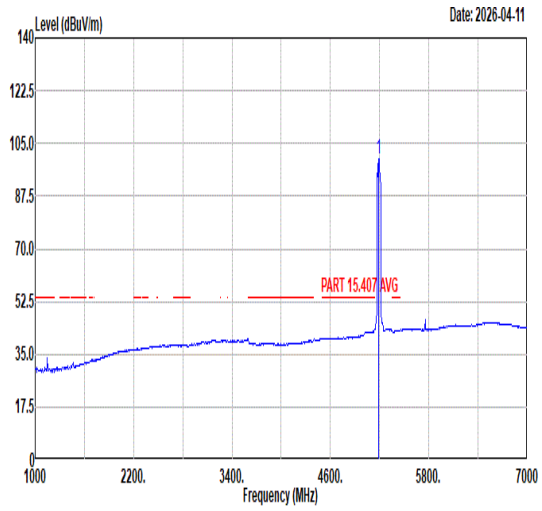 Freq Level Limit Line Margin (dB) Read Level Ant Factor Cable Loss Preamp Factor APos TPos Remark MHz dBuV/m dBuV/m dBuV dB/m dB dB cm deg 1 5190.00 99.95 ------ ------ 84.87 34.32 11.44 30.68 181 135 AVERAGE

Mode	52	
	Band Edge - R	
	U-NII-1_5.15-5.25_802.11ax HE40_CH38_Full RU_5190MHz	
ANT	1+2	
Pol.	Horizontal	Fundamental
Peak	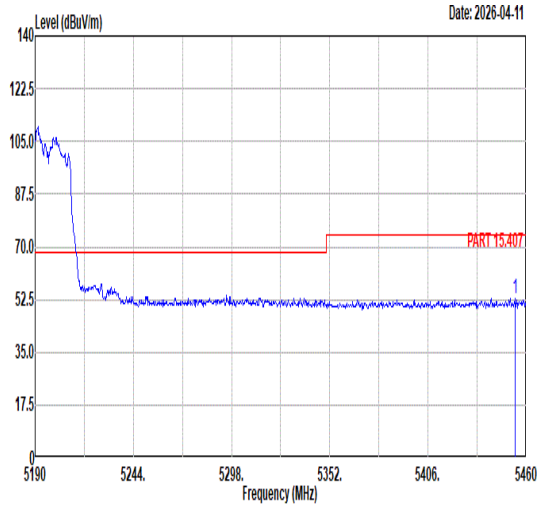 Freq Level Limit Line Margin (dB) Read Level Ant Factor Cable Loss Preamp Factor APos TPos Remark MHz dBuV/m dBuV/m dBuV dB/m dB dB cm deg 1 5453.79 52.96 74.00 -21.04 37.35 34.47 11.66 30.52 181 135 PEAK	Blank
Avg	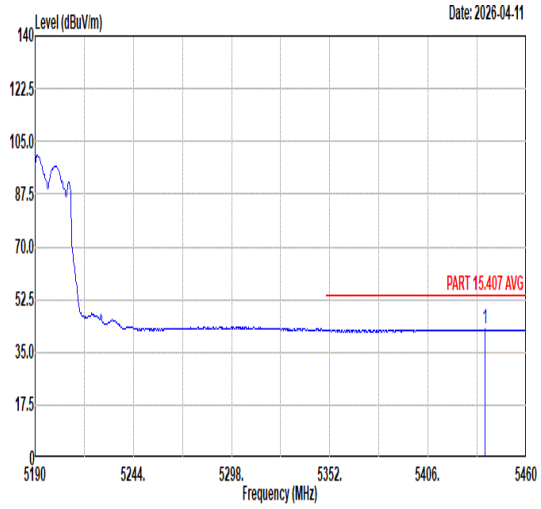 Freq Level Limit Line Margin (dB) Read Level Ant Factor Cable Loss Preamp Factor APos TPos Remark MHz dBuV/m dBuV/m dBuV dB/m dB dB cm deg 1 5437.32 42.56 54.00 -11.44 26.98 34.46 11.65 30.53 181 135 AVERAGE	Blank

Mode	52	
	Band Edge - L	
	U-NII-1_5.15-5.25_802.11ax HE40_CH38_Full RU_5190MHz	
ANT	1+2	
Pol.	Vertical	Fundamental
Peak	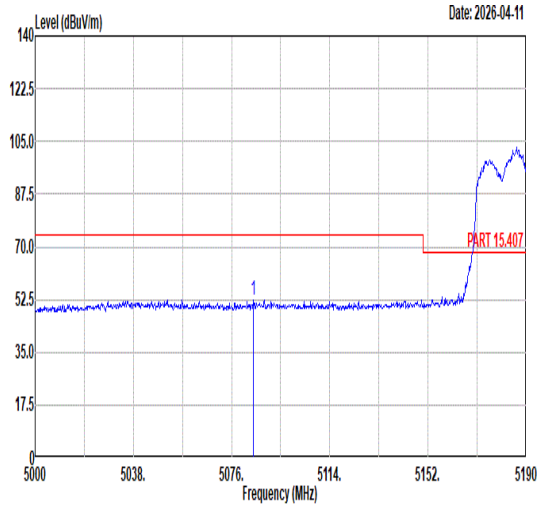 Freq Level Limit Line Margin (dB) Read Level Ant Factor Cable Loss Preamp Factor APos TPos Remark MHz dBuV/m dBuV/m dBuV dB/m dB dB cm deg 1 5084.55 52.28 74.00 -21.72 37.64 34.25 11.14 30.75 200 173 PEAK	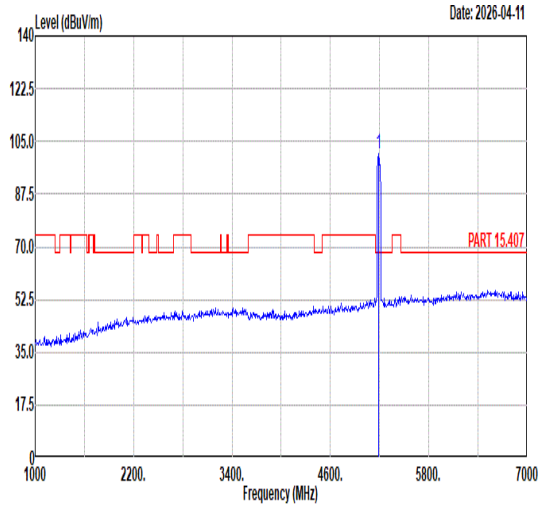 Freq Level Limit Line Margin (dB) Read Level Ant Factor Cable Loss Preamp Factor APos TPos Remark MHz dBuV/m dBuV/m dBuV dB/m dB dB cm deg 1 5190.00 100.94 ------ ------ 85.90 34.31 11.42 30.69 200 173 PEAK
Avg	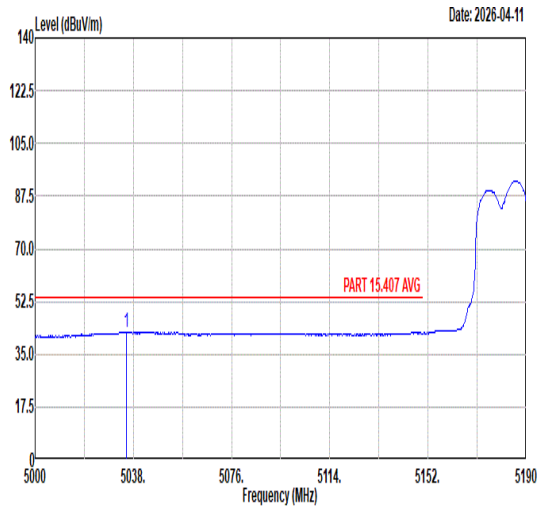 Freq Level Limit Line Margin (dB) Read Level Ant Factor Cable Loss Preamp Factor APos TPos Remark MHz dBuV/m dBuV/m dBuV dB/m dB dB cm deg 1 5035.34 42.38 54.00 -11.62 27.93 34.22 11.01 30.78 200 173 AVERAGE	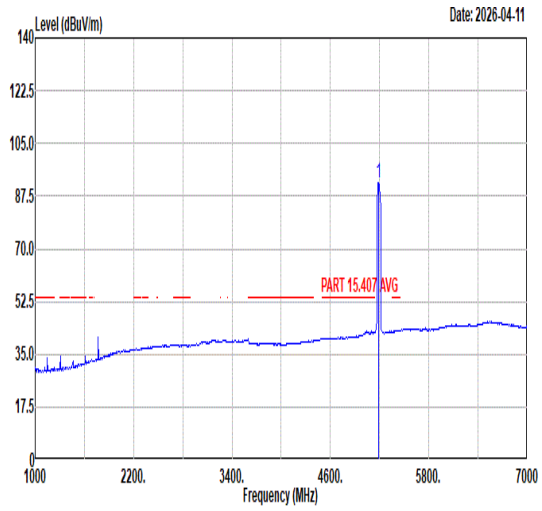 Freq Level Limit Line Margin (dB) Read Level Ant Factor Cable Loss Preamp Factor APos TPos Remark MHz dBuV/m dBuV/m dBuV dB/m dB dB cm deg 1 5190.00 92.06 ------ ------ 77.02 34.31 11.42 30.69 200 173 AVERAGE

Mode	52	
	Band Edge - R	
	U-NII-1_5.15-5.25_802.11ax HE40_CH38_Full RU_5190MHz	
ANT	1+2	
Pol.	Vertical	Fundamental
Peak	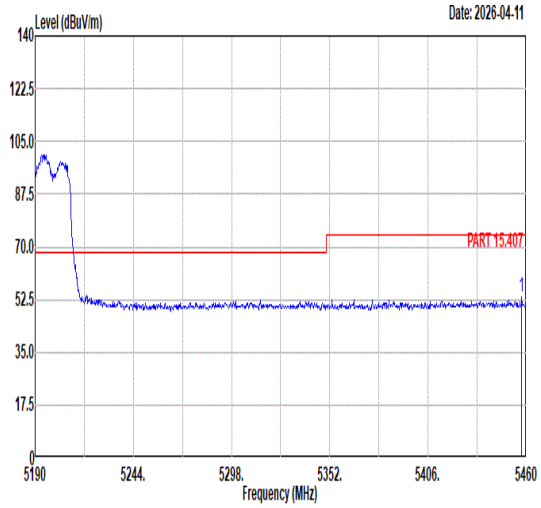 Freq Level Limit Line Margin (dB) Read Level Ant Factor Cable Loss Preamp Factor APos TPos Remark MHz dBuV/m dBuV/m dBuV dB/m dB dB cm deg 1 5457.57 53.18 74.00 -20.82 37.56 34.47 11.67 30.52 200 173 PEAK	Blank
Avg	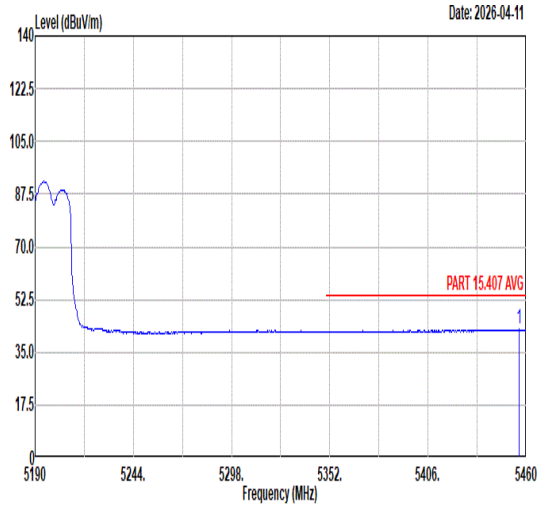 Freq Level Limit Line Margin (dB) Read Level Ant Factor Cable Loss Preamp Factor APos TPos Remark MHz dBuV/m dBuV/m dBuV dB/m dB dB cm deg 1 5456.22 42.66 54.00 -11.34 27.04 34.47 11.67 30.52 200 173 AVERAGE	Blank

Mode	52	
	Harmonic	
	U-NII-1_5.15-5.25_802.11ax HE40_CH38_Full RU_5190MHz	
ANT	1+2	
Pol.	Horizontal	Vertical
Peak Avg	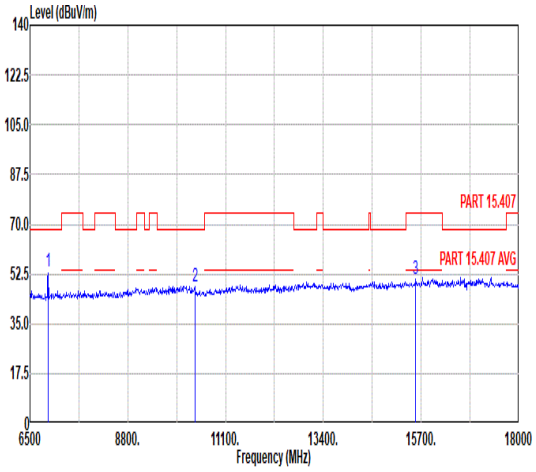 Freq Level Limit Line Margin Read Level Ant Factor Cable Loss Preamp Factor APos TPos Remark MHz dBuV/m dBuV/m dB dBuV dB/m dB dB cm deg 1 6920.00 53.43 68.30 -14.87 69.63 35.70 13.09 64.99 162 232 Peak 2 10380.00 47.87 68.30 -20.43 58.21 37.53 16.03 63.90 --- --- Peak 3 15570.00 50.51 74.00 -23.49 54.36 40.28 19.54 63.67 --- --- Peak	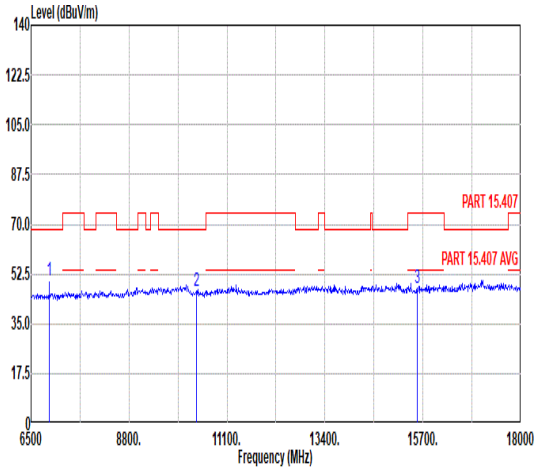 Freq Level Limit Line Margin Read Level Ant Factor Cable Loss Preamp Factor APos TPos Remark MHz dBuV/m dBuV/m dB dBuV dB/m dB dB cm deg 1 6920.00 50.04 68.30 -18.26 66.24 35.70 13.09 64.99 351 198 Peak 2 10380.00 46.63 68.30 -21.67 56.97 37.53 16.03 63.90 --- --- Peak 3 15570.00 47.38 74.00 -26.62 51.23 40.28 19.54 63.67 --- --- Peak

Mode	53	
	Band Edge - L	
	U-NII-1_5.15-5.25_802.11ax HE40_CH46_Full RU_5230MHz	
ANT	1+2	
Pol.	Horizontal	Fundamental
Peak	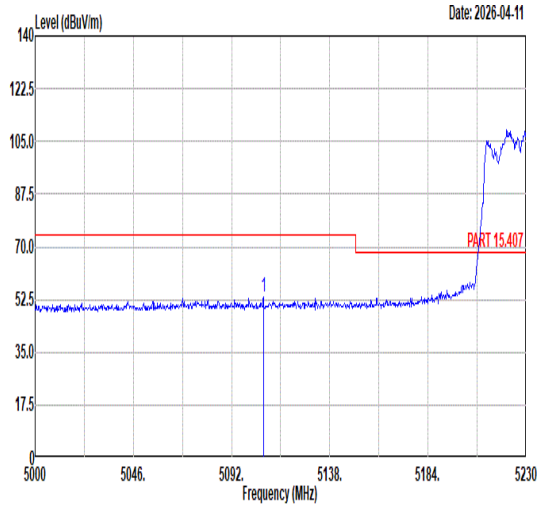 Freq Level Limit Line Margin (dB) Read Level Ant Factor Cable Loss Preamp Factor APos TPos Remark MHz dBuV/m dBuV/m dBuV dB/m dB dB cm deg 1 5106.95 53.09 74.00 -20.91 38.37 34.26 11.20 30.74 177 132 PEAK	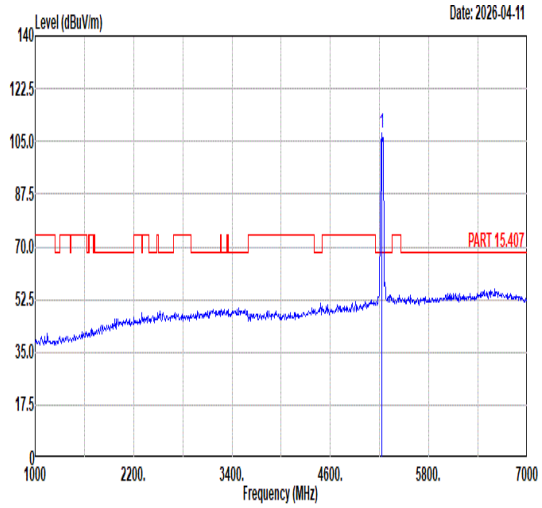 Freq Level Limit Line Margin (dB) Read Level Ant Factor Cable Loss Preamp Factor APos TPos Remark MHz dBuV/m dBuV/m dBuV dB/m dB dB cm deg 1 5230.00 107.98 ------ ------ 92.82 34.34 11.48 30.66 177 132 PEAK
Avg	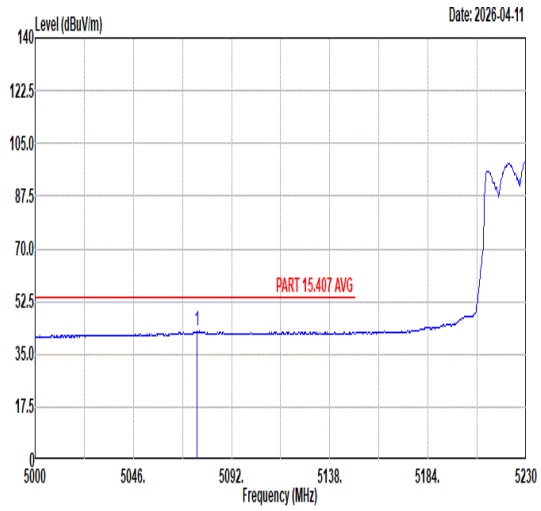 Freq Level Limit Line Margin (dB) Read Level Ant Factor Cable Loss Preamp Factor APos TPos Remark MHz dBuV/m dBuV/m dBuV dB/m dB dB cm deg 1 5075.67 42.66 54.00 -11.34 28.05 34.25 11.12 30.76 177 132 AVERAGE	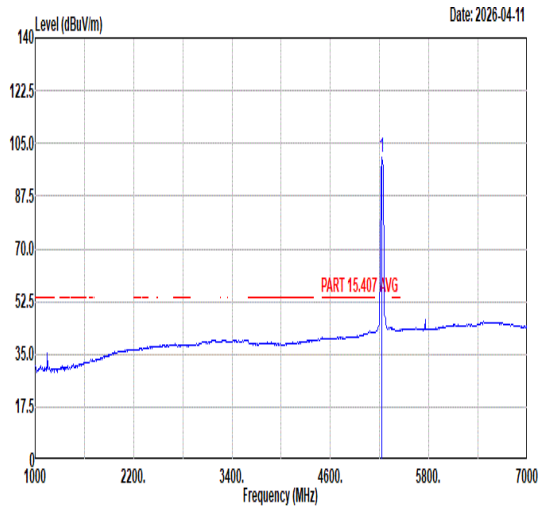 Freq Level Limit Line Margin (dB) Read Level Ant Factor Cable Loss Preamp Factor APos TPos Remark MHz dBuV/m dBuV/m dBuV dB/m dB dB cm deg 1 5230.00 100.52 ------ ------ 85.36 34.34 11.48 30.66 177 132 AVERAGE

Mode	53	
	Band Edge - R	
	U-NII-1_5.15-5.25_802.11ax HE40_CH46_Full RU_5230MHz	
ANT	1+2	
Pol.	Horizontal	Fundamental
Peak	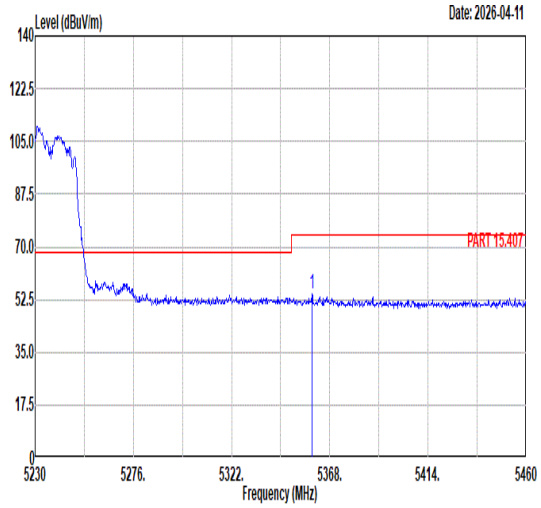 Freq Level Limit Line Margin (dB) Read Level Ant Factor Cable Loss Preamp Factor APos TPos Remark MHz dBuV/m dBuV/m dBuV dB/m dB dB cm deg 1 5359.72 54.23 74.00 -19.77 38.81 34.42 11.58 30.58 177 132 PEAK	Blank
Avg	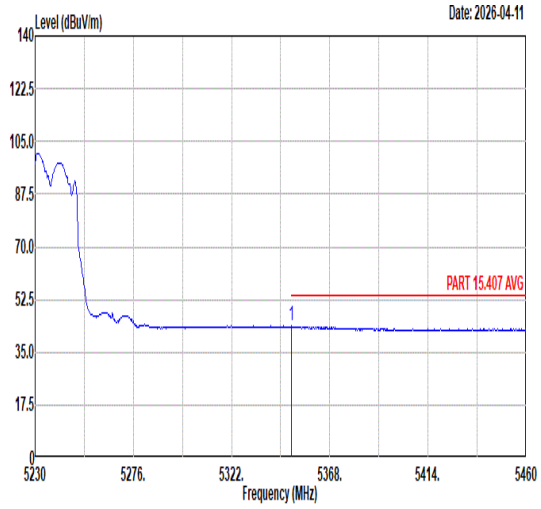 Freq Level Limit Line Margin (dB) Read Level Ant Factor Cable Loss Preamp Factor APos TPos Remark MHz dBuV/m dBuV/m dBuV dB/m dB dB cm deg 1 5350.06 43.78 54.00 -10.22 28.38 34.41 11.58 30.59 177 132 AVERAGE	Blank

Mode	53	
	Band Edge - L	
	U-NII-1_5.15-5.25_802.11ax HE40_CH46_Full RU_5230MHz	
ANT	1+2	
Pol.	Vertical	Fundamental
Peak	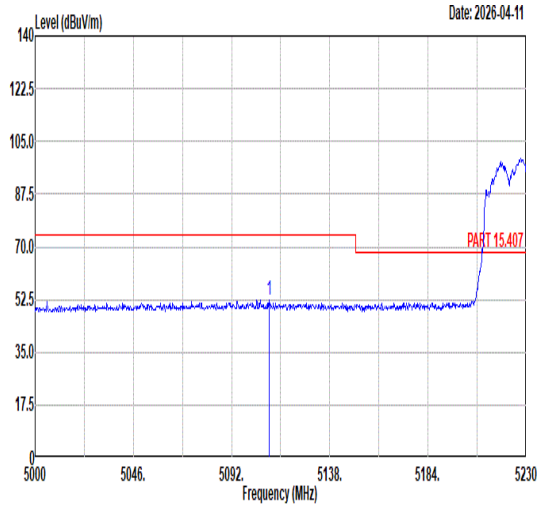 Freq Level Limit Line Margin (dB) Read Level Ant Factor Cable Loss Preamp Factor APos TPos Remark MHz dBuV/m dBuV/m dBuV dB/m dB dB cm deg 1 5109.48 52.49 74.00 -21.51 37.74 34.27 11.21 30.73 400 340 PEAK	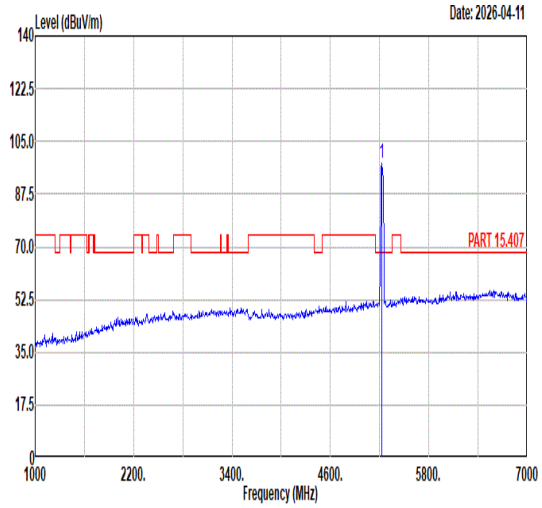 Freq Level Limit Line Margin (dB) Read Level Ant Factor Cable Loss Preamp Factor APos TPos Remark MHz dBuV/m dBuV/m dBuV dB/m dB dB cm deg 1 5230.00 97.79 ------ ------ 82.65 34.33 11.47 30.66 400 340 PEAK
Avg	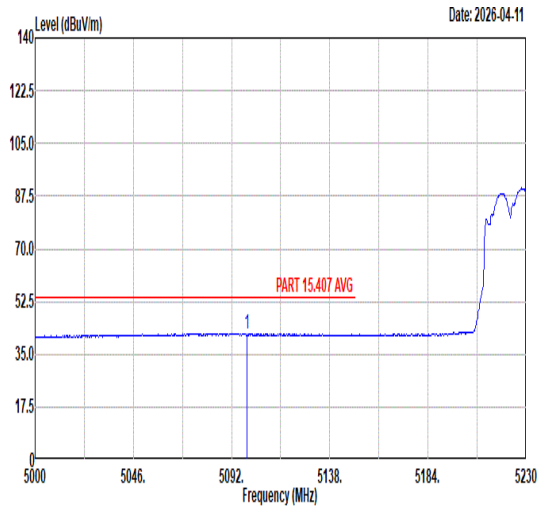 Freq Level Limit Line Margin (dB) Read Level Ant Factor Cable Loss Preamp Factor APos TPos Remark MHz dBuV/m dBuV/m dBuV dB/m dB dB cm deg 1 5099.13 41.92 54.00 -12.08 27.22 34.26 11.18 30.74 400 340 AVERAGE	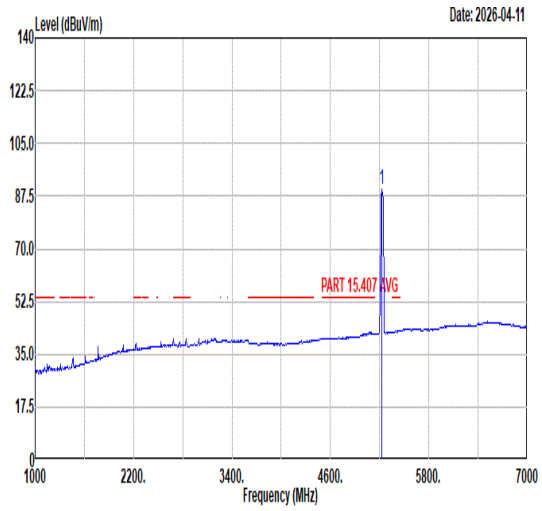 Freq Level Limit Line Margin (dB) Read Level Ant Factor Cable Loss Preamp Factor APos TPos Remark MHz dBuV/m dBuV/m dBuV dB/m dB dB cm deg 1 5230.00 89.58 ------ ------ 74.42 34.34 11.48 30.66 400 340 AVERAGE

Mode	53	
	Band Edge - R	
	U-NII-1_5.15-5.25_802.11ax HE40_CH46_Full RU_5230MHz	
ANT	1+2	
Pol.	Vertical	Fundamental
Peak	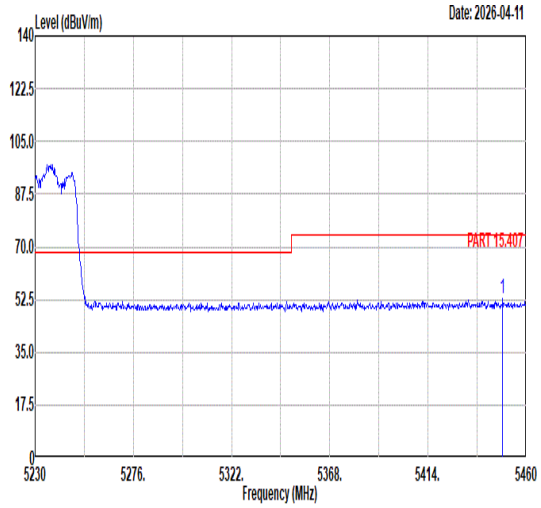 Freq Level Limit Line Margin (dB) Read Level Ant Factor Cable Loss Preamp Factor APos TPos Remark MHz dBuV/m dBuV/m dBuV dB/m dB dB cm deg 1 5448.96 52.72 74.00 -21.28 37.11 34.47 11.66 30.52 400 340 PEAK	Blank
Avg	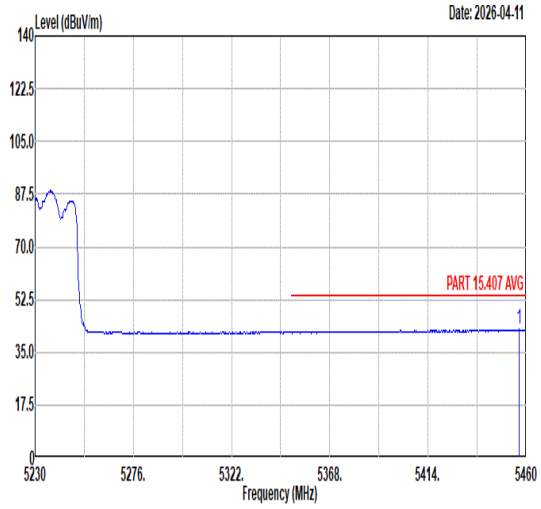 Freq Level Limit Line Margin (dB) Read Level Ant Factor Cable Loss Preamp Factor APos TPos Remark MHz dBuV/m dBuV/m dBuV dB/m dB dB cm deg 1 5456.78 42.53 54.00 -11.47 26.91 34.47 11.67 30.52 400 340 AVERAGE	Blank

Mode	53	
	Harmonic	
	U-NII-1_5.15-5.25_802.11ax HE40_CH46_Full RU_5230MHz	
ANT	1+2	
Pol.	Horizontal	Vertical
Peak Avg	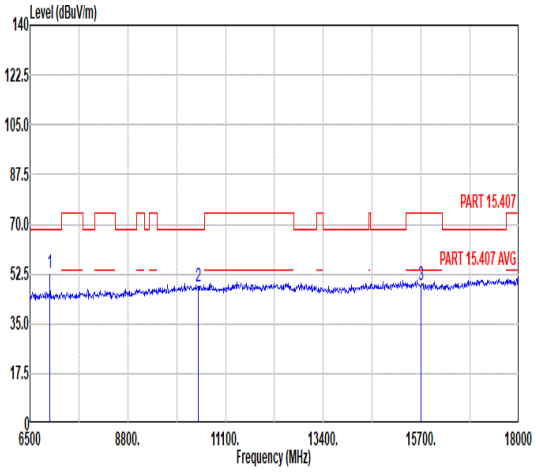 Freq Level Limit Line Margin Read Level Ant Factor Cable Loss Preamp Factor APos TPos Remark MHz dBuV/m dBuV/m dB dBuV dB/m dB dB cm deg 1 6971.00 53.09 68.30 -15.21 69.31 35.70 13.14 65.06 172 236 Peak 2 10460.00 48.23 68.30 -20.07 58.48 37.58 16.07 63.90 --- --- Peak 3 15690.00 48.46 74.00 -25.54 52.39 40.43 19.60 63.96 --- --- Peak	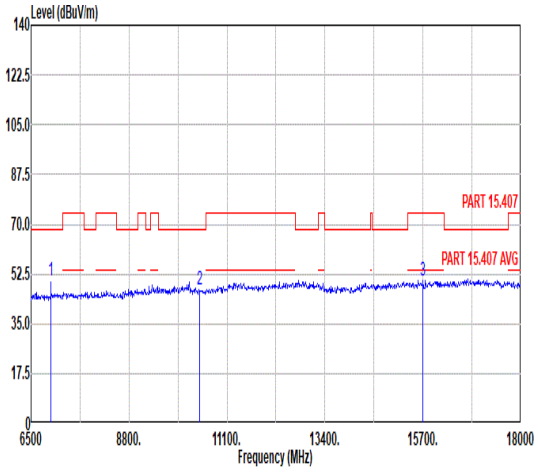 Freq Level Limit Line Margin Read Level Ant Factor Cable Loss Preamp Factor APos TPos Remark MHz dBuV/m dBuV/m dB dBuV dB/m dB dB cm deg 1 6971.00 49.97 68.30 -18.33 66.19 35.70 13.14 65.06 392 215 Peak 2 10460.00 46.91 68.30 -21.39 57.16 37.58 16.07 63.90 --- --- Peak 3 15690.00 50.11 74.00 -23.89 54.04 40.43 19.60 63.96 --- --- Peak

Mode	54	
	Band Edge - L	
	U-NII-2A_5.25-5.35_802.11ax HE40_CH54_Full RU_5270MHz	
ANT	1+2	
Pol.	Horizontal	Fundamental
Peak	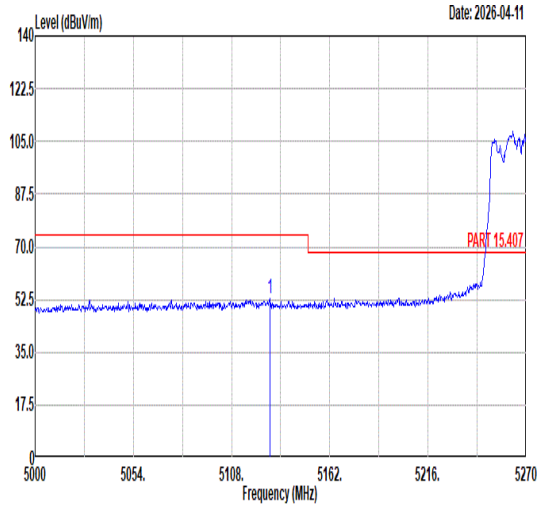 Freq Level Limit Line Margin (dB) Read Level Ant Factor Cable Loss Preamp Factor APos TPos Remark MHz dBuV/m dBuV/m dBuV dB/m dB dB cm deg 1 5129.06 52.68 74.00 -21.32 37.86 34.28 11.26 30.72 180 134 PEAK	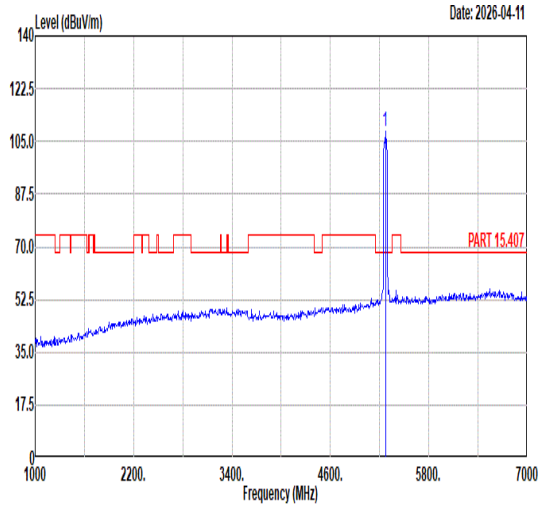 Freq Level Limit Line Margin (dB) Read Level Ant Factor Cable Loss Preamp Factor APos TPos Remark MHz dBuV/m dBuV/m dBuV dB/m dB dB cm deg 1 5270.00 108.33 ------ ------ 93.09 34.36 11.51 30.63 180 134 PEAK
Avg	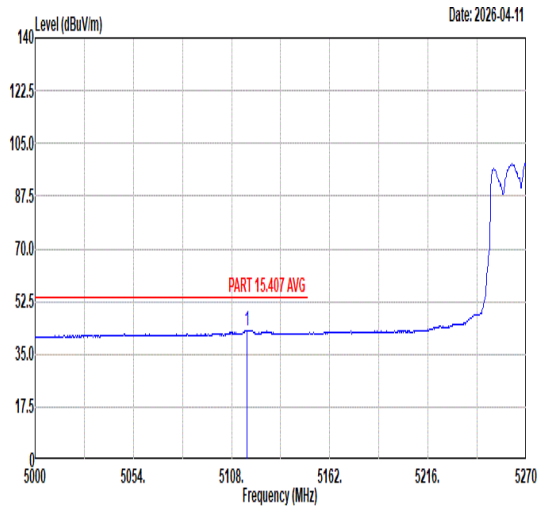 Freq Level Limit Line Margin (dB) Read Level Ant Factor Cable Loss Preamp Factor APos TPos Remark MHz dBuV/m dBuV/m dBuV dB/m dB dB cm deg 1 5116.64 42.90 54.00 -11.10 28.13 34.27 11.23 30.73 180 134 AVERAGE	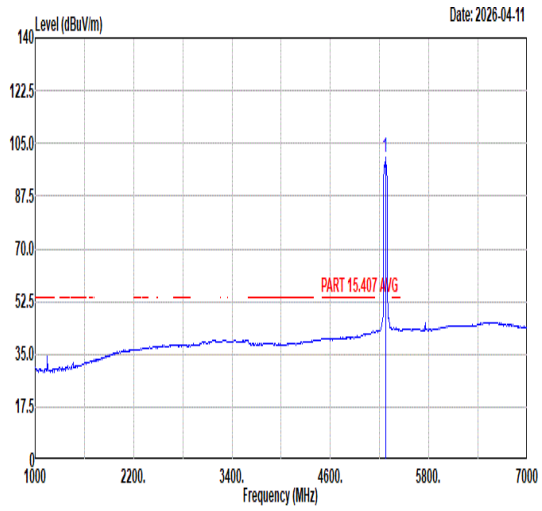 Freq Level Limit Line Margin (dB) Read Level Ant Factor Cable Loss Preamp Factor APos TPos Remark MHz dBuV/m dBuV/m dBuV dB/m dB dB cm deg 1 5270.00 100.31 ------ ------ 85.07 34.36 11.51 30.63 180 134 AVERAGE

Mode	54	
	Band Edge - R	
	U-NII-2A_5.25-5.35_802.11ax HE40_CH54_Full RU_5270MHz	
ANT	1+2	
Pol.	Horizontal	Fundamental
Peak	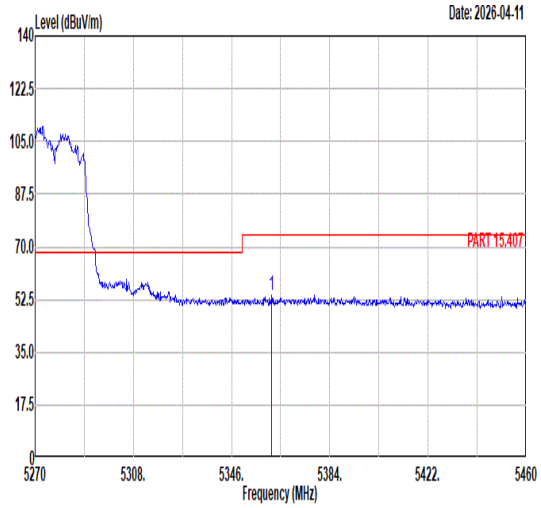 Freq Level Limit Line Margin (dB) Read Level Ant Factor Cable Loss Preamp Factor APos TPos Remark MHz dBuV/m dBuV/m dBuV dB/m dB dB cm deg 1 5361.58 53.73 74.00 -20.27 38.30 34.42 11.59 30.58 180 134 PEAK	Blank
Avg	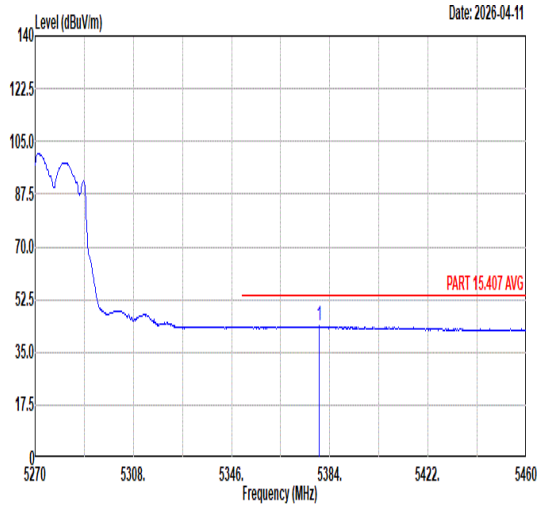 Freq Level Limit Line Margin (dB) Read Level Ant Factor Cable Loss Preamp Factor APos TPos Remark MHz dBuV/m dBuV/m dBuV dB/m dB dB cm deg 1 5379.82 43.63 54.00 -10.37 28.17 34.43 11.60 30.57 180 134 AVERAGE	Blank

Mode	54	
	Band Edge - L	
	U-NII-2A_5.25-5.35_802.11ax HE40_CH54_Full RU_5270MHz	
ANT	1+2	
Pol.	Vertical	Fundamental
Peak	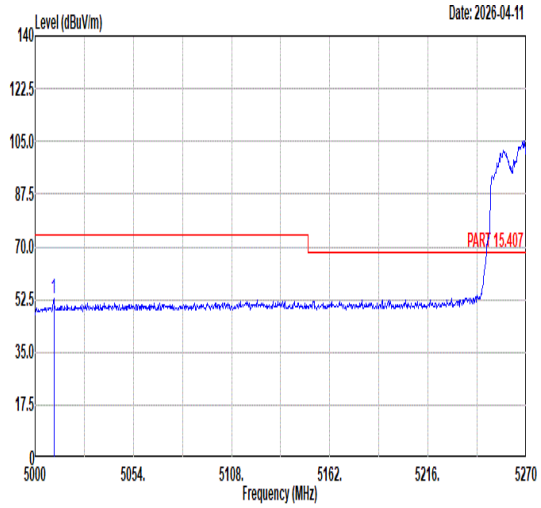 Freq Level Limit Line Margin (dB) Read Level Ant Factor Cable Loss Preamp Factor APos TPos Remark MHz dBuV/m dBuV/m dBuV dB/m dB dB cm deg 1 5010.26 52.59 74.00 -21.41 38.24 34.21 10.94 30.80 245 204 PEAK	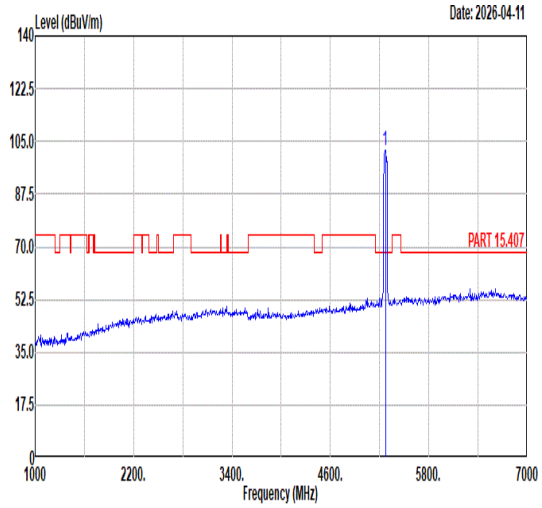 Freq Level Limit Line Margin (dB) Read Level Ant Factor Cable Loss Preamp Factor APos TPos Remark MHz dBuV/m dBuV/m dBuV dB/m dB dB cm deg 1 5270.00 102.14 ------ ------ 86.88 34.37 11.52 30.63 245 204 PEAK
Avg	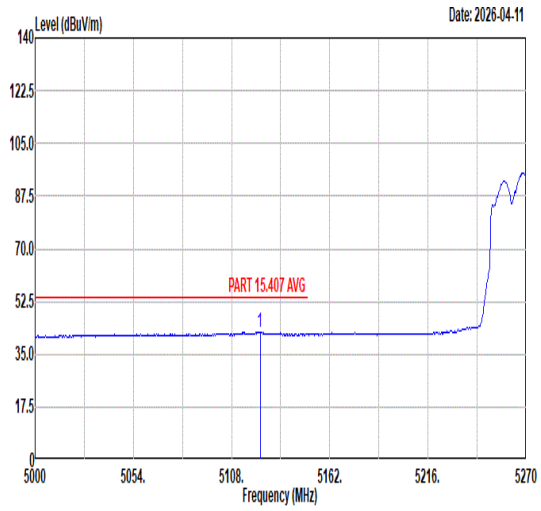 Freq Level Limit Line Margin (dB) Read Level Ant Factor Cable Loss Preamp Factor APos TPos Remark MHz dBuV/m dBuV/m dBuV dB/m dB dB cm deg 1 5123.66 42.28 54.00 -11.72 27.49 34.27 11.25 30.73 245 204 AVERAGE	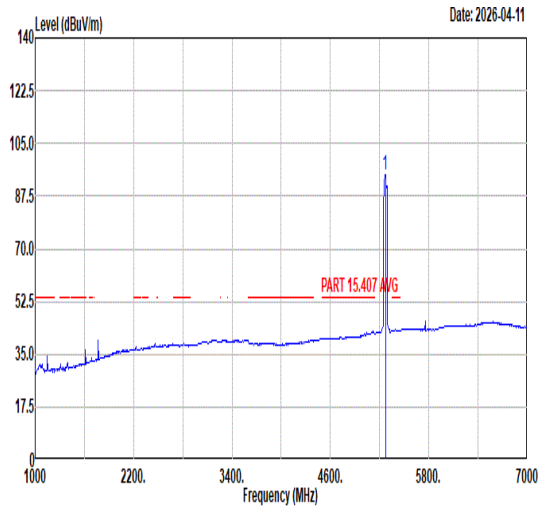 Freq Level Limit Line Margin (dB) Read Level Ant Factor Cable Loss Preamp Factor APos TPos Remark MHz dBuV/m dBuV/m dBuV dB/m dB dB cm deg 1 5270.00 94.75 ------ ------ 79.52 34.36 11.51 30.64 245 204 AVERAGE

Mode	54	
	Band Edge - R	
	U-NII-2A_5.25-5.35_802.11ax HE40_CH54_Full RU_5270MHz	
ANT	1+2	
Pol.	Vertical	Fundamental
Peak	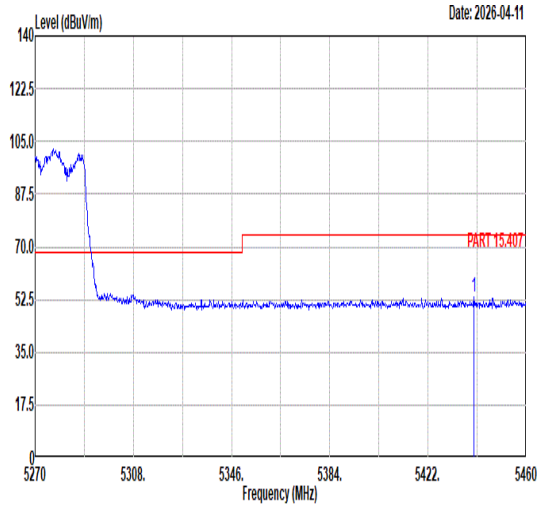 Freq Level Limit Line Margin (dB) Read Level Ant Factor Cable Loss Preamp Factor APos TPos Remark MHz dBuV/m dBuV/m dBuV dB/m dB dB cm deg 1 5439.86 53.18 74.00 -20.82 37.60 34.46 11.65 30.53 245 204 PEAK	Blank
Avg	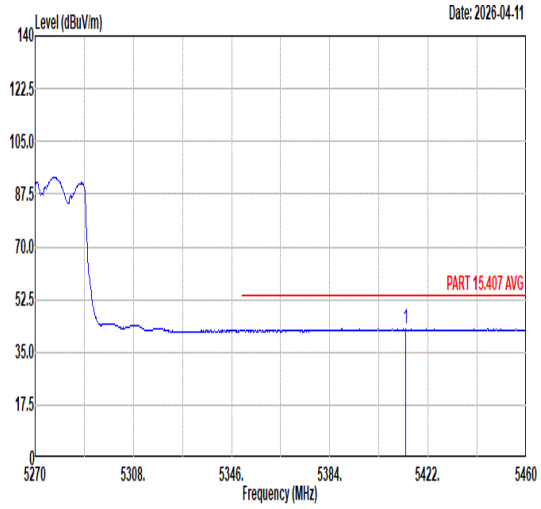 Freq Level Limit Line Margin (dB) Read Level Ant Factor Cable Loss Preamp Factor APos TPos Remark MHz dBuV/m dBuV/m dBuV dB/m dB dB cm deg 1 5413.26 42.78 54.00 -11.22 27.25 34.45 11.63 30.55 245 204 AVERAGE	Blank

Mode	54	
	Harmonic	
	U-NII-2A_5.25-5.35_802.11ax HE40_CH54_Full RU_5270MHz	
ANT	1+2	
Pol.	Horizontal	Vertical
Peak Avg	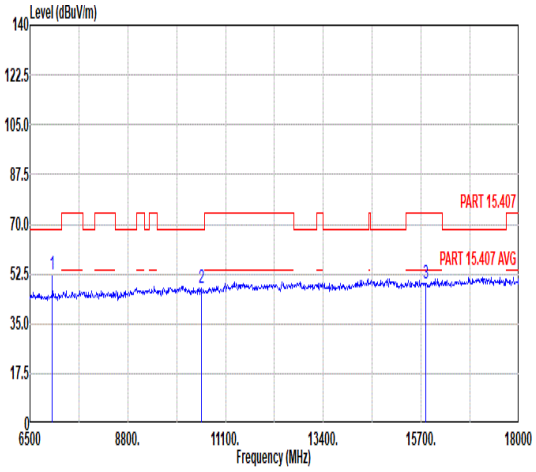 Freq Level Limit Line Margin Read Level Ant Factor Cable Loss Preamp Factor APos TPos Remark MHz dBuV/m dBuV/m dB dBuV dB/m dB dB cm deg 1 7026.00 52.35 68.30 -15.95 68.51 35.69 13.20 65.05 171 232 Peak 2 10540.00 47.51 68.30 -20.79 57.61 37.63 16.14 63.87 --- --- Peak 3 15810.00 48.96 74.00 -25.04 52.98 40.57 19.65 64.24 --- --- Peak	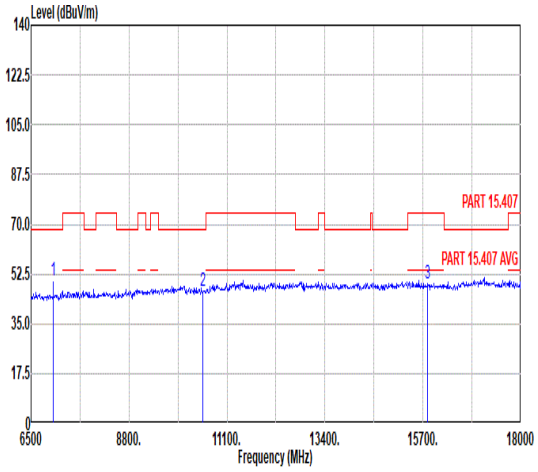 Freq Level Limit Line Margin Read Level Ant Factor Cable Loss Preamp Factor APos TPos Remark MHz dBuV/m dBuV/m dB dBuV dB/m dB dB cm deg 1 7026.00 50.08 68.30 -18.22 66.24 35.69 13.20 65.05 350 207 Peak 2 10540.00 46.34 68.30 -21.96 56.44 37.63 16.14 63.87 --- --- Peak 3 15810.00 48.96 74.00 -25.04 52.98 40.57 19.65 64.24 --- --- Peak

Mode	55	
	Band Edge - L	
	U-NII-2A_5.25-5.35_802.11ax HE40_CH62_Full RU_5310MHz	
ANT	1+2	
Pol.	Horizontal	Fundamental
Peak	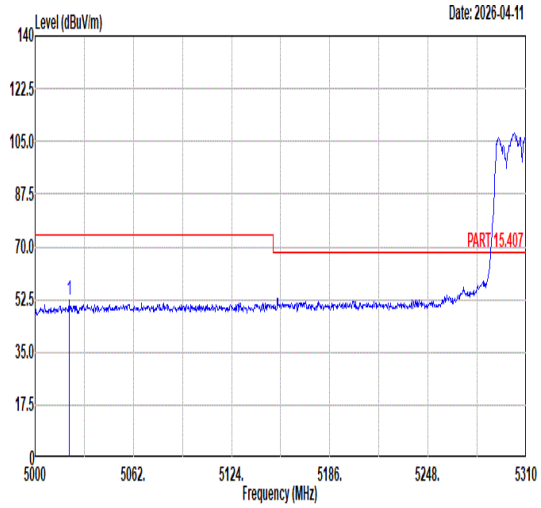 Freq Level Limit Line Margin (dB) Read Level Ant Factor Cable Loss Preamp Factor APos TPos Remark MHz dBuV/m dBuV/m dBuV dB/m dB dB cm deg 1 5021.39 52.14 74.00 -21.86 37.75 34.21 10.97 30.79 184 133 PEAK	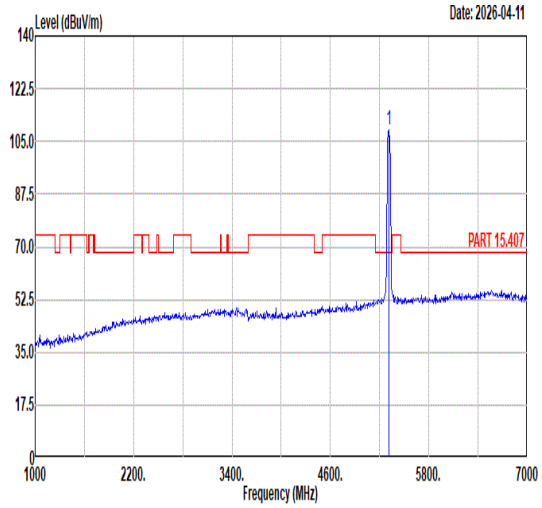 Freq Level Limit Line Margin (dB) Read Level Ant Factor Cable Loss Preamp Factor APos TPos Remark MHz dBuV/m dBuV/m dBuV dB/m dB dB cm deg 1 5310.00 108.91 ------ ------ 93.58 34.39 11.55 30.61 184 133 PEAK
Avg	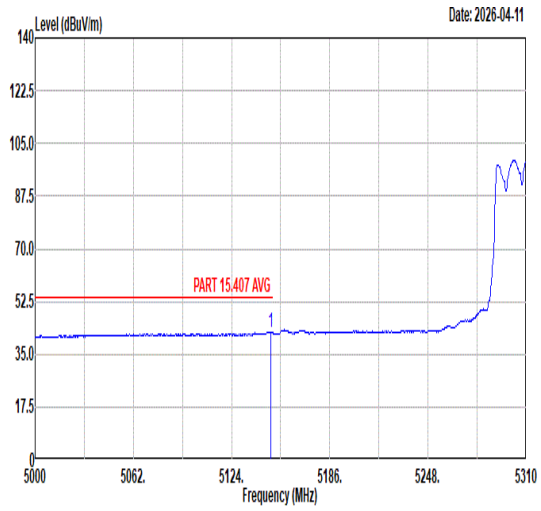 Freq Level Limit Line Margin (dB) Read Level Ant Factor Cable Loss Preamp Factor APos TPos Remark MHz dBuV/m dBuV/m dBuV dB/m dB dB cm deg 1 5148.80 42.42 54.00 -11.58 27.53 34.29 11.31 30.71 184 133 AVERAGE	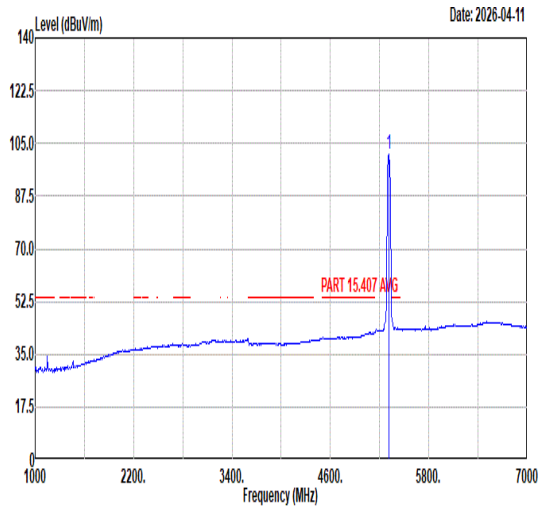 Freq Level Limit Line Margin (dB) Read Level Ant Factor Cable Loss Preamp Factor APos TPos Remark MHz dBuV/m dBuV/m dBuV dB/m dB dB cm deg 1 5310.00 101.31 ------ ------ 85.98 34.39 11.55 30.61 184 133 AVERAGE

Mode	55	
	Band Edge - R	
	U-NII-2A_5.25-5.35_802.11ax HE40_CH62_Full RU_5310MHz	
ANT	1+2	
Pol.	Horizontal	Fundamental
Peak	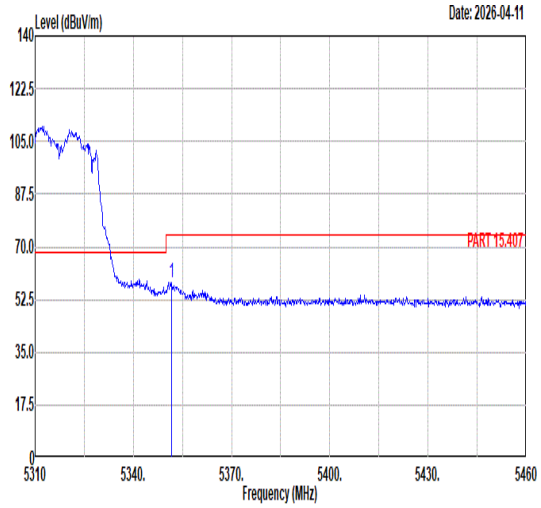 Freq Level Limit Line Margin (dB) Read Level Ant Factor Cable Loss Preamp Factor APos TPos Remark MHz dBuV/m dBuV/m dBuV dB/m dB dB cm deg 1 5351.70 58.24 74.00 -15.76 42.83 34.41 11.58 30.58 184 133 PEAK	Blank
Avg	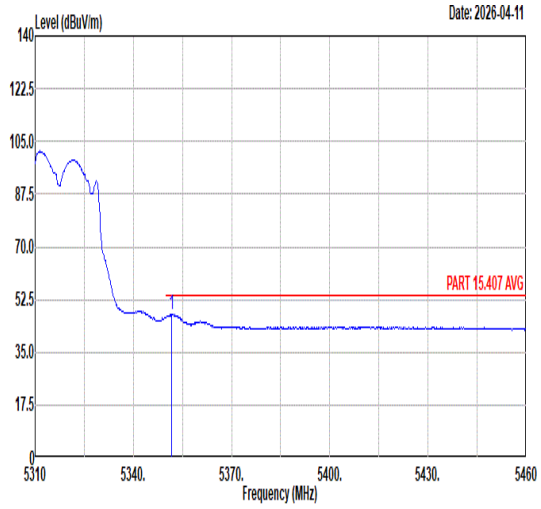 Freq Level Limit Line Margin (dB) Read Level Ant Factor Cable Loss Preamp Factor APos TPos Remark MHz dBuV/m dBuV/m dBuV dB/m dB dB cm deg 1 5351.70 47.52 54.00 -6.48 32.11 34.41 11.58 30.58 184 133 AVERAGE	Blank

Mode	55	
	Band Edge - L	
	U-NII-2A_5.25-5.35_802.11ax HE40_CH62_Full RU_5310MHz	
ANT	1+2	
Pol.	Vertical	Fundamental
Peak	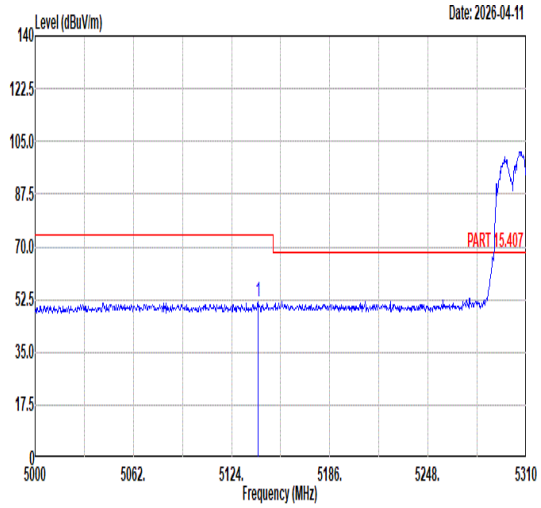 Freq Level Limit Line Margin (dB) Read Level Ant Factor Cable Loss Preamp Factor APos TPos Remark MHz dBuV/m dBuV/m dBuV dB/m dB dB cm deg 1 5140.74 51.69 74.00 -22.31 36.84 34.28 11.29 30.72 200 177 PEAK	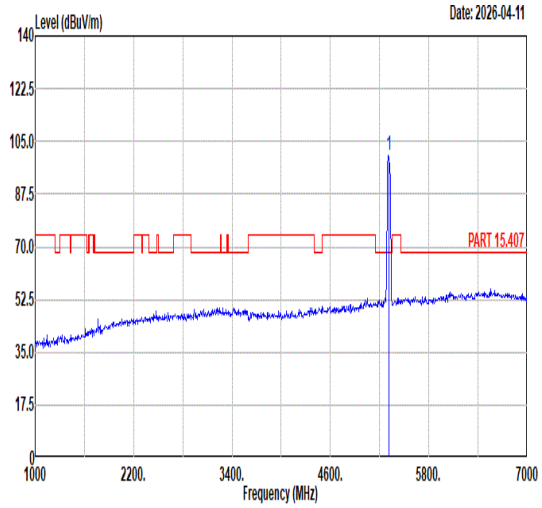 Freq Level Limit Line Margin (dB) Read Level Ant Factor Cable Loss Preamp Factor APos TPos Remark MHz dBuV/m dBuV/m dBuV dB/m dB dB cm deg 1 5310.00 100.54 ------ ------ 85.23 34.38 11.54 30.61 200 177 PEAK
Avg	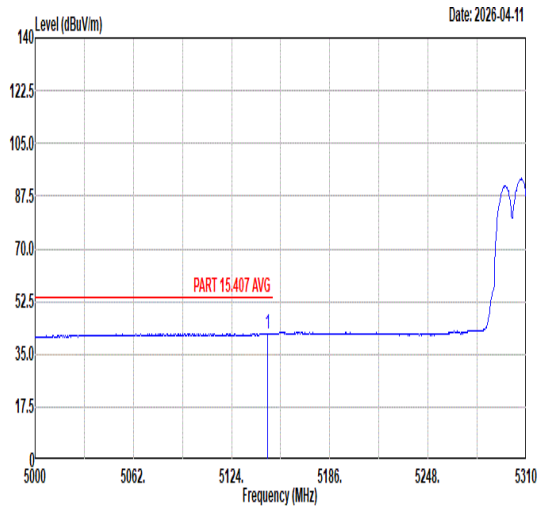 Freq Level Limit Line Margin (dB) Read Level Ant Factor Cable Loss Preamp Factor APos TPos Remark MHz dBuV/m dBuV/m dBuV dB/m dB dB cm deg 1 5146.63 41.89 54.00 -12.11 27.00 34.29 11.31 30.71 200 177 AVERAGE	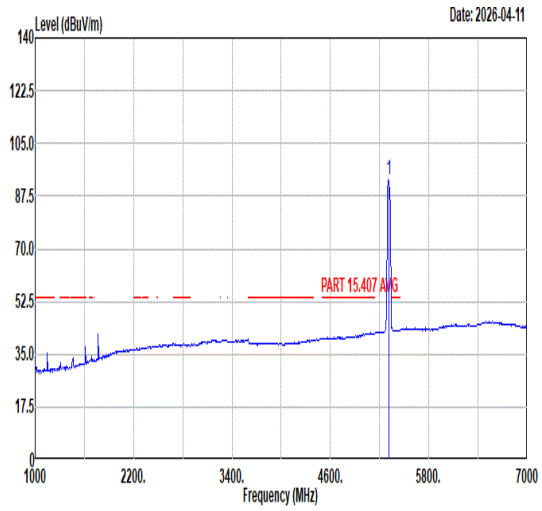 Freq Level Limit Line Margin (dB) Read Level Ant Factor Cable Loss Preamp Factor APos TPos Remark MHz dBuV/m dBuV/m dBuV dB/m dB dB cm deg 1 5310.00 92.85 ------ ------ 77.54 34.38 11.54 30.61 200 177 AVERAGE

Mode	55	
	Band Edge - R	
	U-NII-2A_5.25-5.35_802.11ax HE40_CH62_Full RU_5310MHz	
ANT	1+2	
Pol.	Vertical	Fundamental
Peak	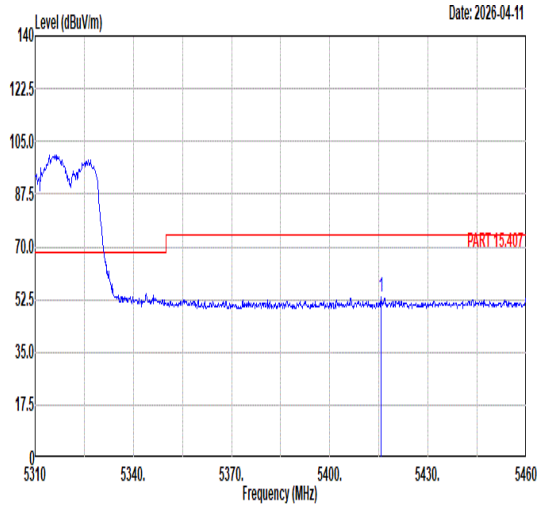 Freq Level Limit Line Margin (dB) Read Level Ant Factor Cable Loss Preamp Factor APos TPos Remark MHz dBuV/m dBuV/m dBuV dB/m dB dB cm deg 1 5415.75 53.45 74.00 -20.55 37.91 34.45 11.63 30.54 200 177 PEAK	Blank
Avg	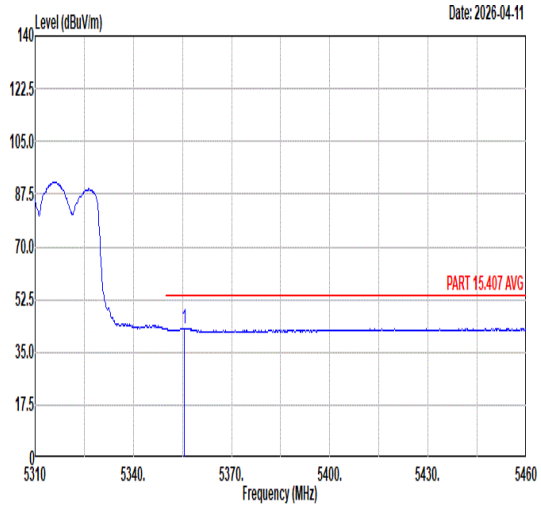 Freq Level Limit Line Margin (dB) Read Level Ant Factor Cable Loss Preamp Factor APos TPos Remark MHz dBuV/m dBuV/m dBuV dB/m dB dB cm deg 1 5355.45 42.81 54.00 -11.19 27.40 34.41 11.58 30.58 200 177 AVERAGE	Blank

Mode	55	
	Harmonic	
	U-NII-2A_5.25-5.35_802.11ax HE40_CH62_Full RU_5310MHz	
ANT	1+2	
Pol.	Horizontal	Vertical
Peak Avg	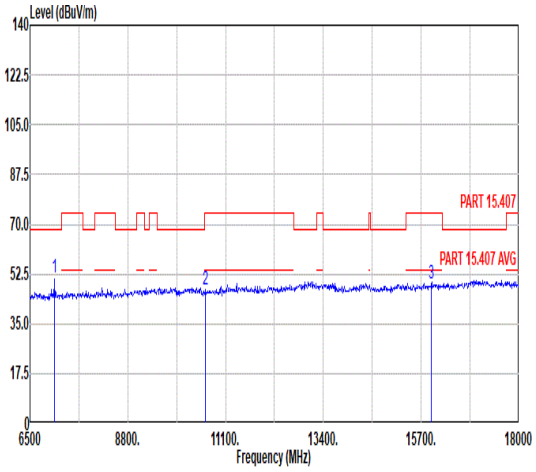 Freq Level Limit Line Margin Read Level Ant Factor Cable Loss Preamp Factor APos TPos Remark MHz dBuV/m dBuV/m dB dBuV dB/m dB dB cm deg 1 7078.00 51.38 68.30 -16.92 67.40 35.67 13.27 64.96 174 231 Peak 2 10620.00 47.17 74.00 -26.83 57.06 37.70 16.21 63.80 --- --- Peak 3 15930.00 49.39 74.00 -24.61 53.40 40.72 19.80 64.53 --- --- Peak	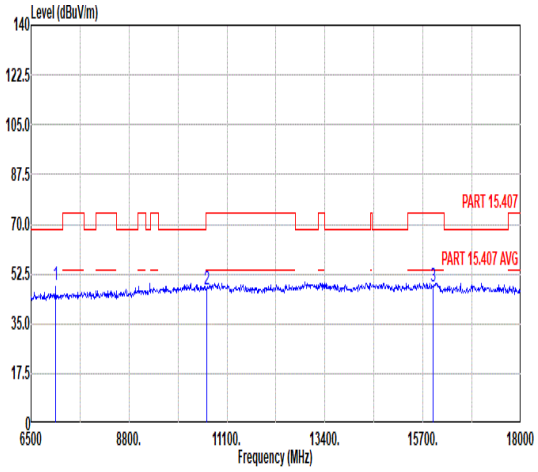 Freq Level Limit Line Margin Read Level Ant Factor Cable Loss Preamp Factor APos TPos Remark MHz dBuV/m dBuV/m dB dBuV dB/m dB dB cm deg 1 7078.00 48.62 68.30 -19.68 64.64 35.67 13.27 64.96 393 209 Peak 2 10620.00 47.13 74.00 -26.87 57.02 37.70 16.21 63.80 --- --- Peak 3 15930.00 48.01 74.00 -25.99 52.02 40.72 19.80 64.53 --- --- Peak

Mode	56	
	Band Edge - L	
	U-NII-2C_5.47-5.725_802.11ax HE40_CH102_Full RU_5510MHz	
ANT	1+2	
Pol.	Horizontal	Fundamental
Peak	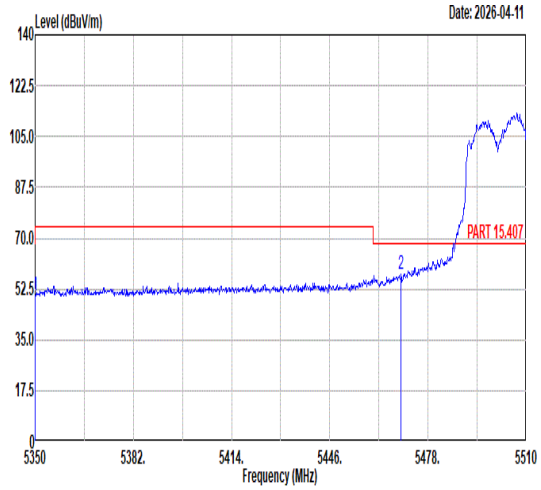 Freq Level Limit Line Margin (dB) Read Level Ant Factor Cable Loss Preamp Factor APos TPos Remark MHz dBuV/m dBuV/m dBuV dB/m dB dB cm deg 1 5350.00 50.33 68.30 -17.97 34.93 34.41 11.58 30.59 176 223 PEAK 2 5469.20 57.71 68.30 -10.59 42.06 34.48 11.68 30.51 176 223 PEAK	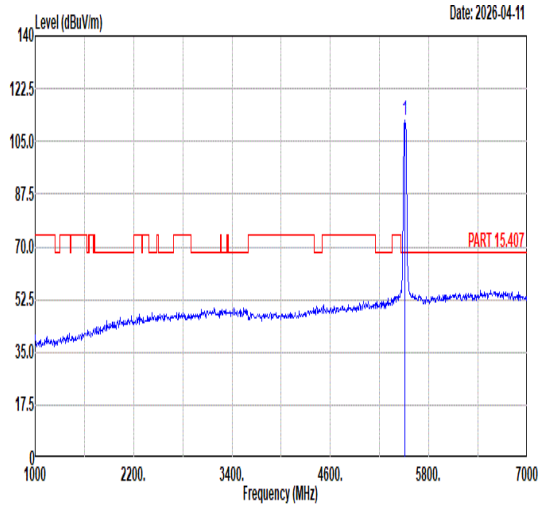 Freq Level Limit Line Margin (dB) Read Level Ant Factor Cable Loss Preamp Factor APos TPos Remark MHz dBuV/m dBuV/m dBuV dB/m dB dB cm deg 1 5510.00 111.90 ------ ------ 96.19 34.52 11.72 30.53 176 223 PEAK
Avg	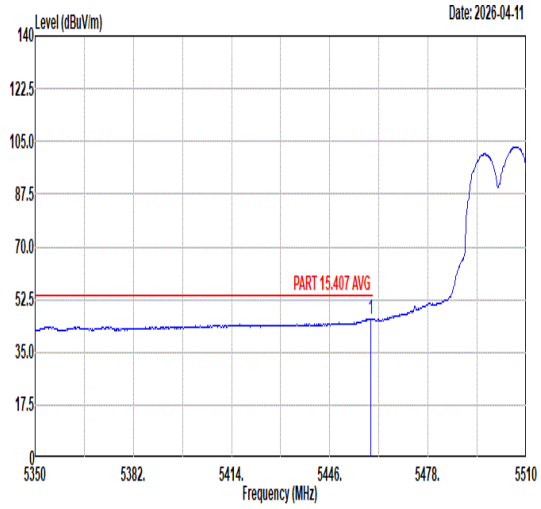 Freq Level Limit Line Margin (dB) Read Level Ant Factor Cable Loss Preamp Factor APos TPos Remark MHz dBuV/m dBuV/m dBuV dB/m dB dB cm deg 1 5459.44 45.99 54.00 -8.01 30.36 34.48 11.67 30.52 176 223 AVERAGE	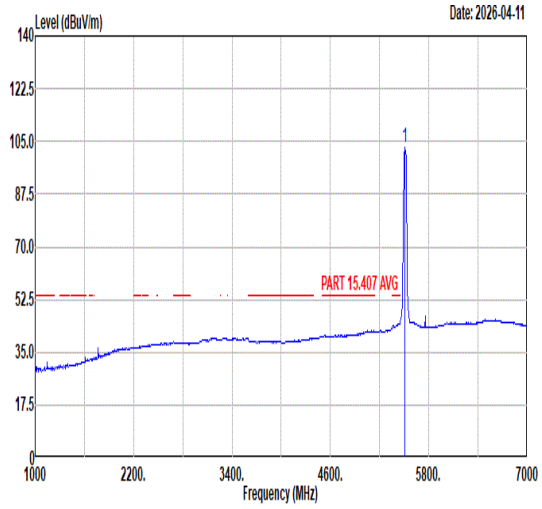 Freq Level Limit Line Margin (dB) Read Level Ant Factor Cable Loss Preamp Factor APos TPos Remark MHz dBuV/m dBuV/m dBuV dB/m dB dB cm deg 1 5510.00 102.82 ------ ------ 87.12 34.51 11.71 30.52 176 223 AVERAGE

Mode	56	
	Band Edge - R	
	U-NII-2C_5.47-5.725_802.11ax HE40_CH102_Full RU_5510MHz	
ANT	1+2	
Pol.	Horizontal	Fundamental
Peak	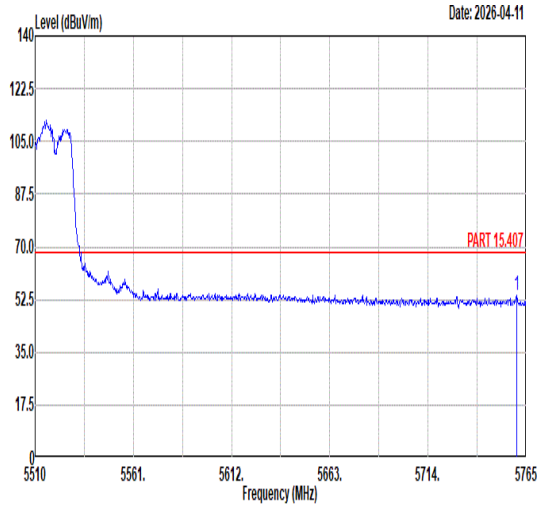 Freq Level Limit Line Margin (dB) Read Level Ant Factor Cable Loss Preamp Factor APos TPos Remark MHz dBuV/m dBuV/m dBuV dB/m dB dB cm deg 1 5760.16 53.84 68.30 -14.46 37.71 34.97 11.98 30.82 176 223 PEAK	Blank

Mode	56	
	Band Edge - L	
	U-NII-2C_5.47-5.725_802.11ax HE40_CH102_Full RU_5510MHz	
ANT	1+2	
Pol.	Vertical	Fundamental
Peak	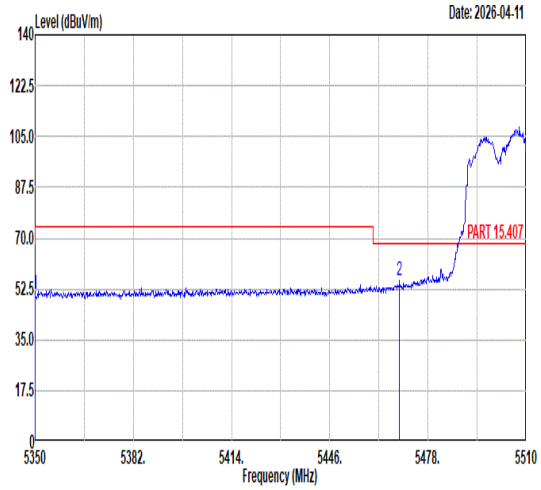 Freq Level Limit Line Margin (dB) Read Level Ant Factor Cable Loss Preamp Factor APos TPos Remark MHz dBuV/m dBuV/m dBuV dB/m dB dB cm deg 1 5350.00 50.73 68.30 -17.57 35.33 34.41 11.58 30.59 300 210 PEAK 2 5468.72 55.26 68.30 -13.04 39.61 34.48 11.68 30.51 300 210 PEAK	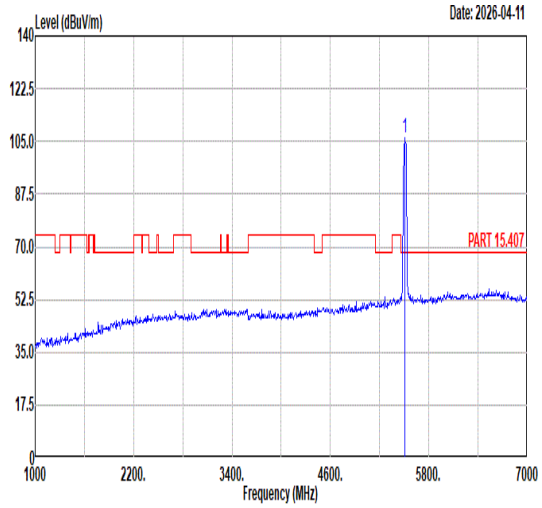 Freq Level Limit Line Margin (dB) Read Level Ant Factor Cable Loss Preamp Factor APos TPos Remark MHz dBuV/m dBuV/m dBuV dB/m dB dB cm deg 1 5510.00 105.98 ------ ------ 90.28 34.51 11.71 30.52 300 210 PEAK
Avg	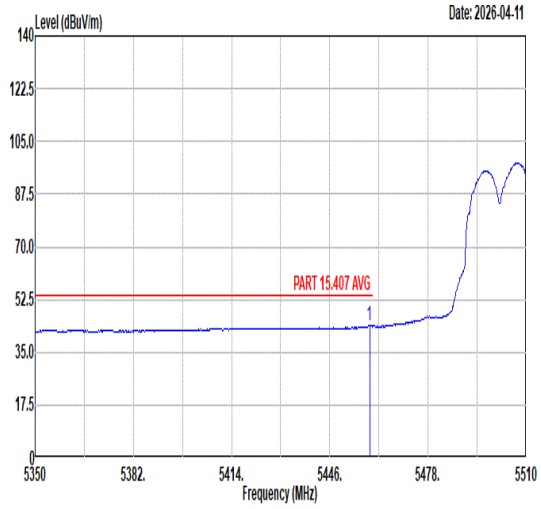 Freq Level Limit Line Margin (dB) Read Level Ant Factor Cable Loss Preamp Factor APos TPos Remark MHz dBuV/m dBuV/m dBuV dB/m dB dB cm deg 1 5458.96 43.88 54.00 -10.12 28.25 34.48 11.67 30.52 300 210 AVERAGE	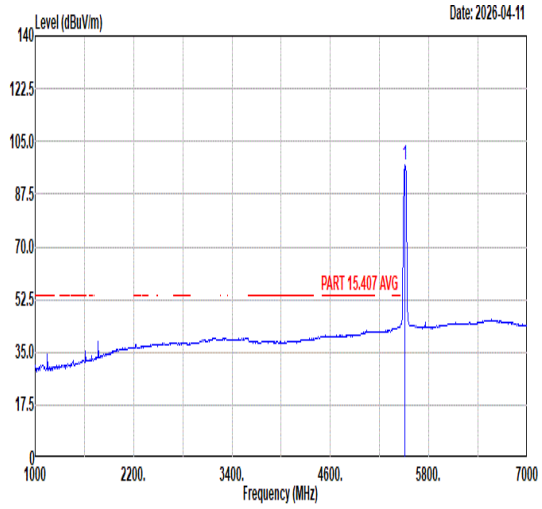 Freq Level Limit Line Margin (dB) Read Level Ant Factor Cable Loss Preamp Factor APos TPos Remark MHz dBuV/m dBuV/m dBuV dB/m dB dB cm deg 1 5510.00 97.29 ------ ------ 81.59 34.51 11.71 30.52 300 210 AVERAGE

Mode	56	
	Band Edge - R	
	U-NII-2C_5.47-5.725_802.11ax HE40_CH102_Full RU_5510MHz	
ANT	1+2	
Pol.	Vertical	Fundamental
Peak	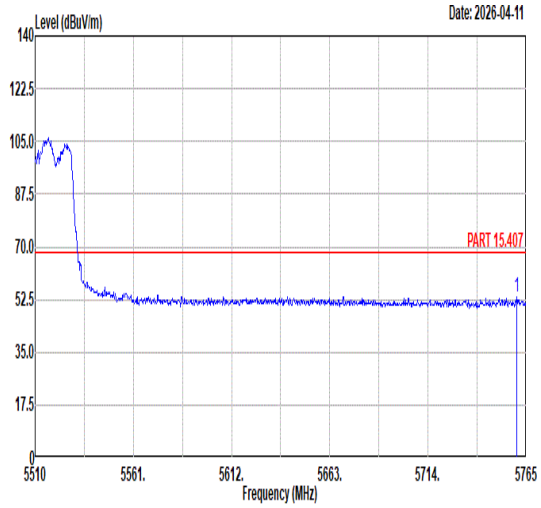 Freq Level Limit Line Margin (dB) Read Level Ant Factor Cable Loss Preamp Factor APos TPos Remark MHz dBuV/m dBuV/m dBuV dB/m dB dB cm deg 1 5760.16 53.14 68.30 -15.16 37.01 34.97 11.98 30.82 300 210 PEAK	Blank

Mode	56	
	Harmonic	
	U-NII-2C_5.47-5.725_802.11ax HE40_CH102_Full RU_5510MHz	
ANT	1+2	
Pol.	Horizontal	Vertical
Peak Avg	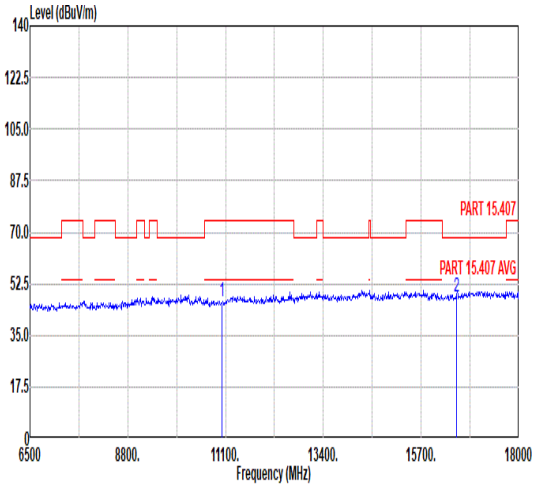 Freq Level Limit Line Margin Read Level Ant Factor Cable Loss Preamp Factor APos TPos Remark MHz dBuV/m dBuV/m dB dBuV dB/m dB dB cm deg 1 11020.00 46.31 74.00 -27.69 55.33 38.01 16.45 63.48 --- --- Peak 2 16530.00 47.97 68.30 -20.33 51.74 41.21 20.01 64.99 --- --- Peak	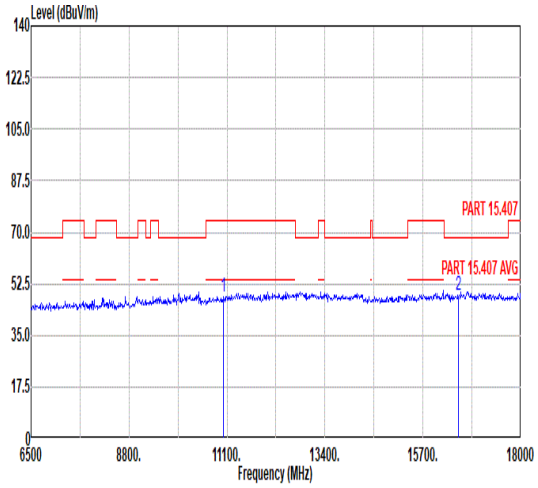 Freq Level Limit Line Margin Read Level Ant Factor Cable Loss Preamp Factor APos TPos Remark MHz dBuV/m dBuV/m dB dBuV dB/m dB dB cm deg 1 11020.00 48.11 74.00 -25.89 57.13 38.01 16.45 63.48 --- --- Peak 2 16530.00 48.53 68.30 -19.77 52.30 41.21 20.01 64.99 --- --- Peak

Mode	57	
	Band Edge - L	
	U-NII-2C_5.47-5.725_802.11ax HE40_CH134_Full RU_5670MHz	
ANT	1+2	
Pol.	Horizontal	Fundamental
Peak	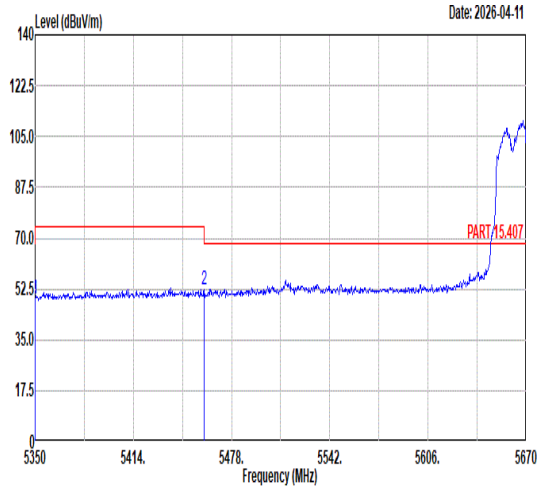 Freq Level Limit Line Margin (dB) Read Level Ant Factor Cable Loss Preamp Factor APos TPos Remark MHz dBuV/m dBuV/m dBuV dB/m dB dB cm deg 1 5350.00 49.10 68.30 -19.20 33.70 34.41 11.58 30.59 188 225 PEAK 2 5460.08 52.42 68.30 -15.88 36.79 34.48 11.67 30.52 188 225 PEAK	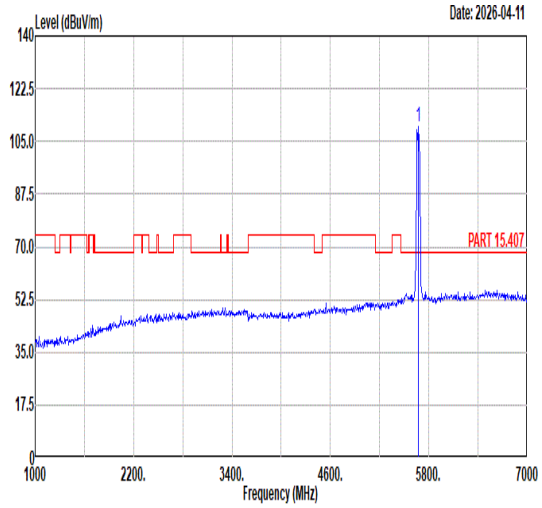 Freq Level Limit Line Margin (dB) Read Level Ant Factor Cable Loss Preamp Factor APos TPos Remark MHz dBuV/m dBuV/m dBuV dB/m dB dB cm deg 1 5670.00 109.71 ------ ------ 93.75 34.80 11.87 30.71 188 225 PEAK
Avg	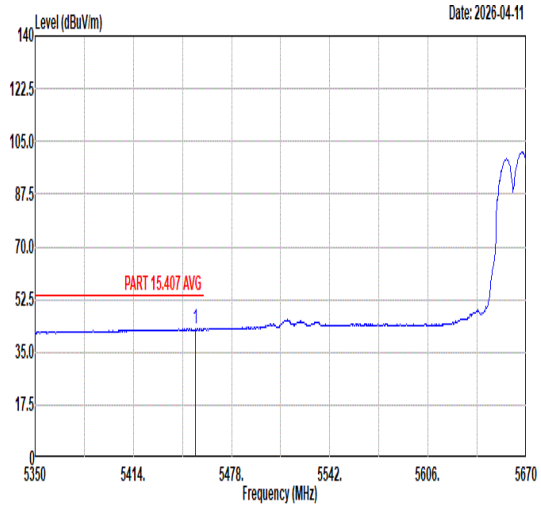 Freq Level Limit Line Margin (dB) Read Level Ant Factor Cable Loss Preamp Factor APos TPos Remark MHz dBuV/m dBuV/m dBuV dB/m dB dB cm deg 1 5454.64 42.71 54.00 -11.29 27.09 34.47 11.67 30.52 188 225 AVERAGE	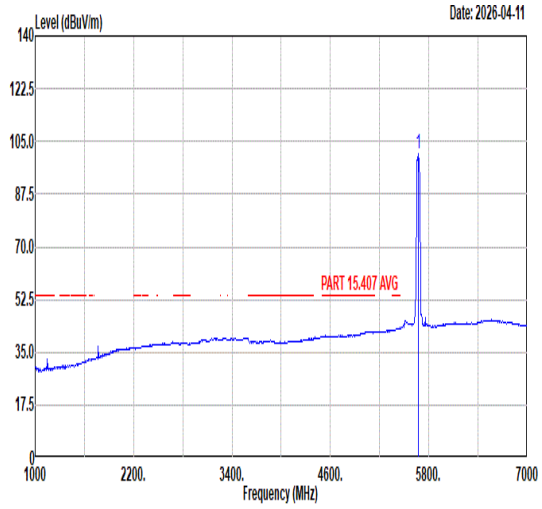 Freq Level Limit Line Margin (dB) Read Level Ant Factor Cable Loss Preamp Factor APos TPos Remark MHz dBuV/m dBuV/m dBuV dB/m dB dB cm deg 1 5670.00 100.80 ------ ------ 84.84 34.80 11.87 30.71 188 225 AVERAGE

Mode	57	
	Band Edge - R	
	U-NII-2C_5.47-5.725_802.11ax HE40_CH134_Full RU_5670MHz	
ANT	1+2	
Pol.	Horizontal	Fundamental
Peak	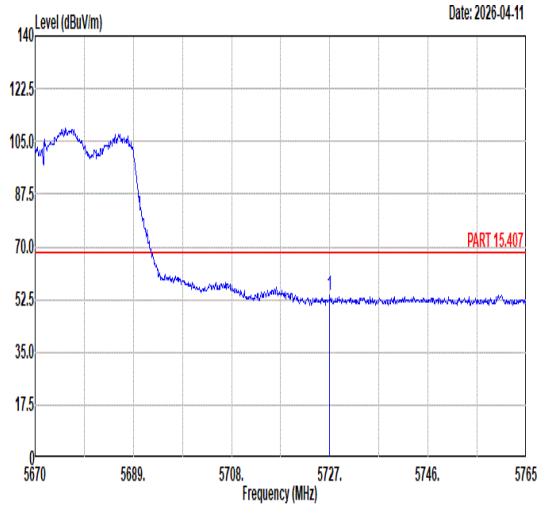 Freq Level Limit Line Margin (dB) Read Level Ant Factor Cable Loss Preamp Factor APos TPos Remark MHz dBuV/m dBuV/m dBuV dB/m dB dB cm deg 1 5727.00 54.07 68.30 -14.23 38.00 34.91 11.94 30.78 188 225 PEAK	Blank

Mode	57	
	Band Edge - L	
	U-NII-2C_5.47-5.725_802.11ax HE40_CH134_Full RU_5670MHz	
ANT	1+2	
Pol.	Vertical	Fundamental
Peak	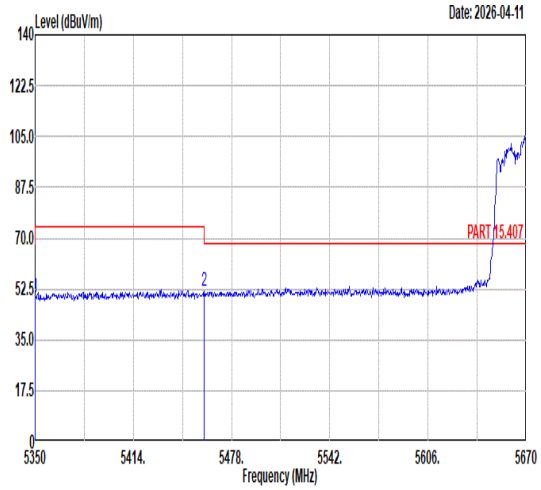 Freq Level Limit Line Margin (dB) Read Level Ant Factor Cable Loss Preamp Factor APos TPos Remark MHz dBuV/m dBuV/m dBuV dB/m dB dB cm deg 1 5350.00 49.64 68.30 -18.66 34.24 34.41 11.58 30.59 306 195 PEAK 2 5460.08 51.60 68.30 -16.70 35.97 34.48 11.67 30.52 306 195 PEAK	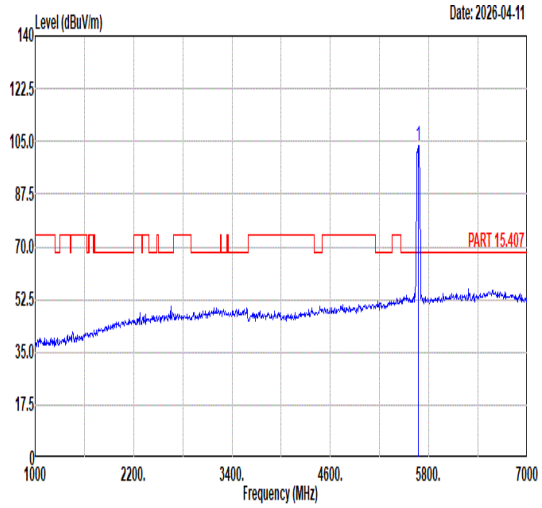 Freq Level Limit Line Margin (dB) Read Level Ant Factor Cable Loss Preamp Factor APos TPos Remark MHz dBuV/m dBuV/m dBuV dB/m dB dB cm deg 1 5670.00 103.80 ------ ------ 87.84 34.80 11.87 30.71 306 195 PEAK
Avg	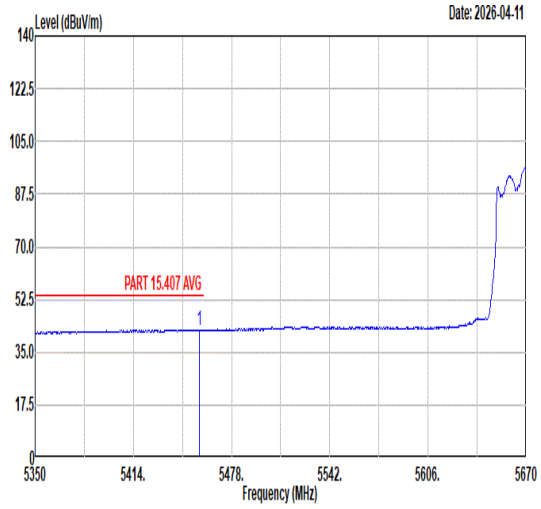 Freq Level Limit Line Margin (dB) Read Level Ant Factor Cable Loss Preamp Factor APos TPos Remark MHz dBuV/m dBuV/m dBuV dB/m dB dB cm deg 1 5456.88 42.51 54.00 -11.49 26.89 34.47 11.67 30.52 306 195 AVERAGE	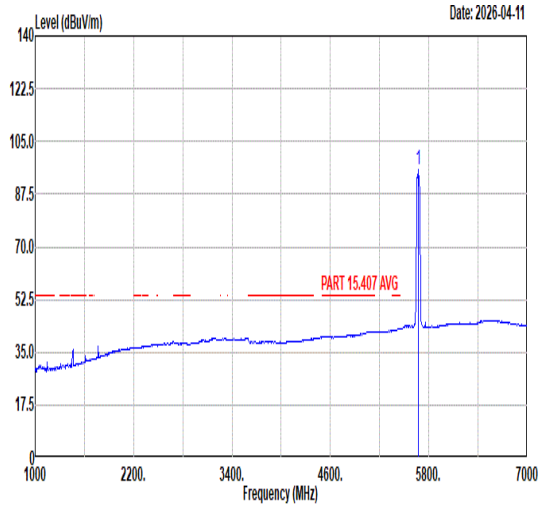 Freq Level Limit Line Margin (dB) Read Level Ant Factor Cable Loss Preamp Factor APos TPos Remark MHz dBuV/m dBuV/m dBuV dB/m dB dB cm deg 1 5670.00 95.65 ------ ------ 79.69 34.80 11.87 30.71 306 195 AVERAGE

Mode	57	
	Band Edge - R	
	U-NII-2C_5.47-5.725_802.11ax HE40_CH134_Full RU_5670MHz	
ANT	1+2	
Pol.	Vertical	Fundamental
Peak	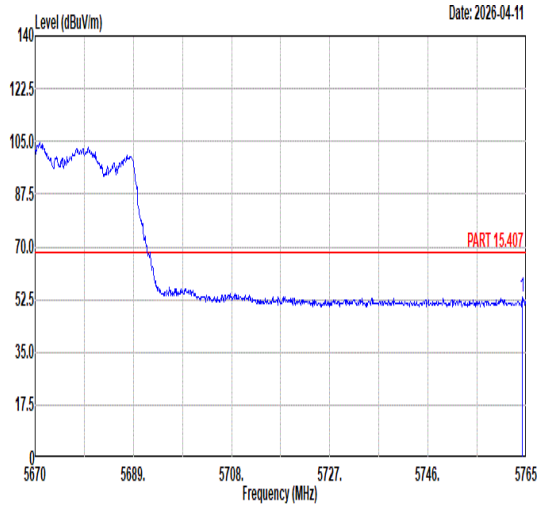 Freq Level Limit Line Margin (dB) Read Level Ant Factor Cable Loss Preamp Factor APos TPos Remark MHz dBuV/m dBuV/m dBuV dB/m dB dB cm deg 1 5764.24 53.13 68.30 -15.17 36.99 34.98 11.98 30.82 306 195 PEAK	Blank

Mode	57	
	Harmonic	
	U-NII-2C_5.47-5.725_802.11ax HE40_CH134_Full RU_5670MHz	
ANT	1+2	
Pol.	Horizontal	Vertical
Peak Avg	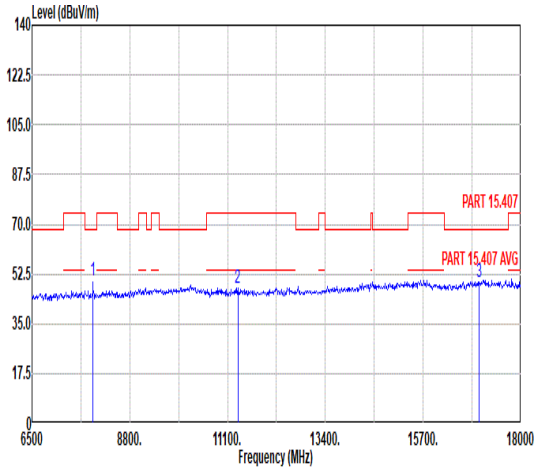 Freq Level Limit Line Margin Read Level Ant Factor Cable Loss Preamp Factor APos TPos Remark MHz dBuV/m dBuV/m dB dBuV dB/m dB dB cm deg 1 7938.00 50.43 68.30 -17.87 64.75 35.85 14.56 64.73 259 220 Peak 2 11340.00 47.72 74.00 -26.28 56.04 38.20 16.71 63.23 --- --- Peak 3 17010.00 49.56 68.30 -18.74 52.72 41.39 20.27 64.82 --- --- Peak	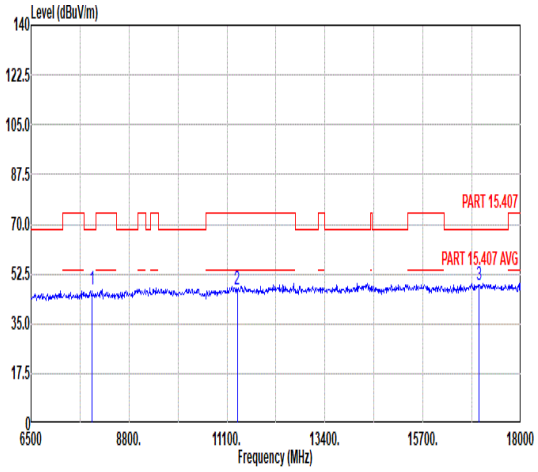 Freq Level Limit Line Margin Read Level Ant Factor Cable Loss Preamp Factor APos TPos Remark MHz dBuV/m dBuV/m dB dBuV dB/m dB dB cm deg 1 7938.00 47.04 68.30 -21.26 61.36 35.85 14.56 64.73 100 336 Peak 2 11340.00 46.97 74.00 -27.03 55.29 38.20 16.71 63.23 --- --- Peak 3 17010.00 48.80 68.30 -19.50 51.96 41.39 20.27 64.82 --- --- Peak

Mode	58	
	Band Edge - L	
	U-NII-1_5.15-5.25_802.11ax HE80_CH42_Full RU_5210MHz	
ANT	1+2	
Pol.	Horizontal	Fundamental
Peak	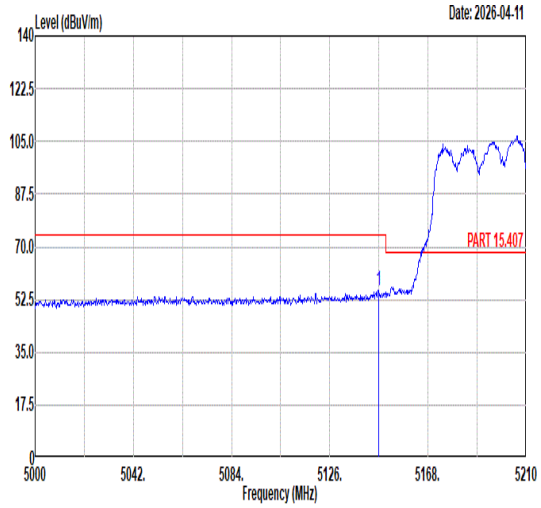 Freq Level Limit Line Margin (dB) Read Level Ant Factor Cable Loss Preamp Factor APos TPos Remark MHz dBuV/m dBuV/m dBuV dB/m dB dB cm deg 1 5147.00 55.58 74.00 -18.42 40.69 34.29 11.31 30.71 177 262 PEAK	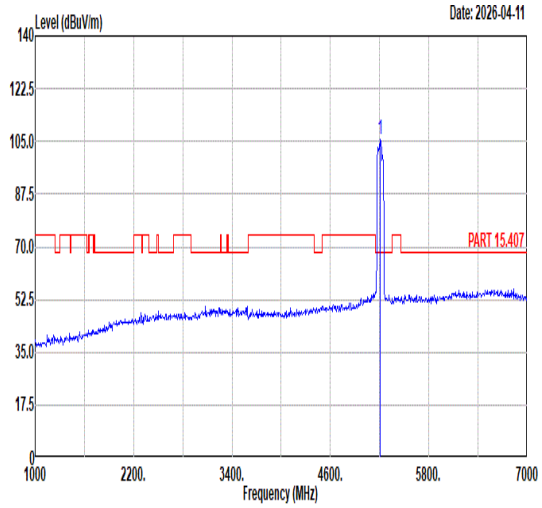 Freq Level Limit Line Margin (dB) Read Level Ant Factor Cable Loss Preamp Factor APos TPos Remark MHz dBuV/m dBuV/m dBuV dB/m dB dB cm deg 1 5210.00 105.49 ------ ------ 90.38 34.32 11.46 30.67 177 262 PEAK
Avg	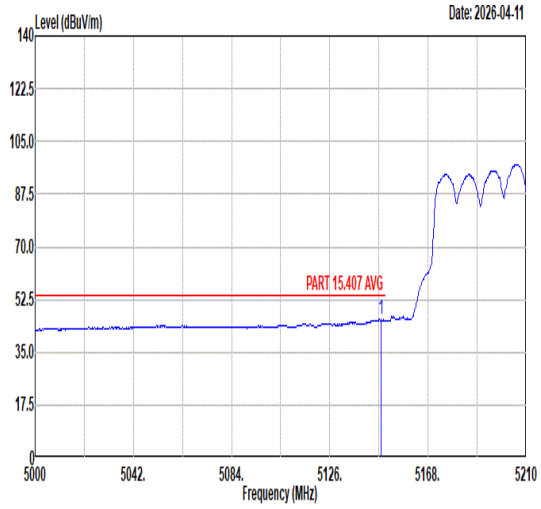 Freq Level Limit Line Margin (dB) Read Level Ant Factor Cable Loss Preamp Factor APos TPos Remark MHz dBuV/m dBuV/m dBuV dB/m dB dB cm deg 1 5147.84 45.84 54.00 -8.16 30.95 34.29 11.31 30.71 177 262 AVERAGE	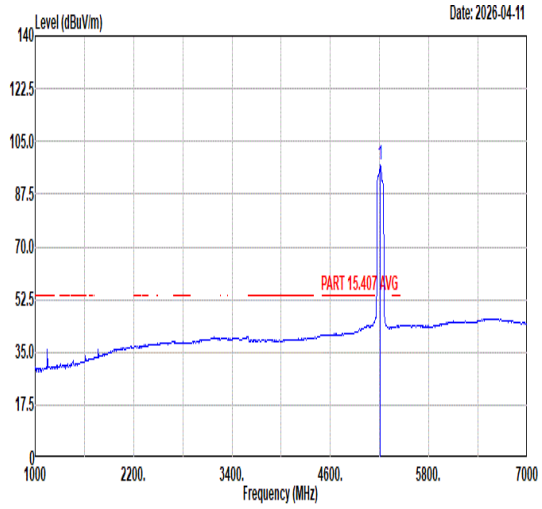 Freq Level Limit Line Margin (dB) Read Level Ant Factor Cable Loss Preamp Factor APos TPos Remark MHz dBuV/m dBuV/m dBuV dB/m dB dB cm deg 1 5210.00 97.06 ------ ------ 81.95 34.32 11.46 30.67 177 262 AVERAGE

Mode	58	
	Band Edge - R	
	U-NII-1_5.15-5.25_802.11ax HE80_CH42_Full RU_5210MHz	
ANT	1+2	
Pol.	Horizontal	Fundamental
Peak	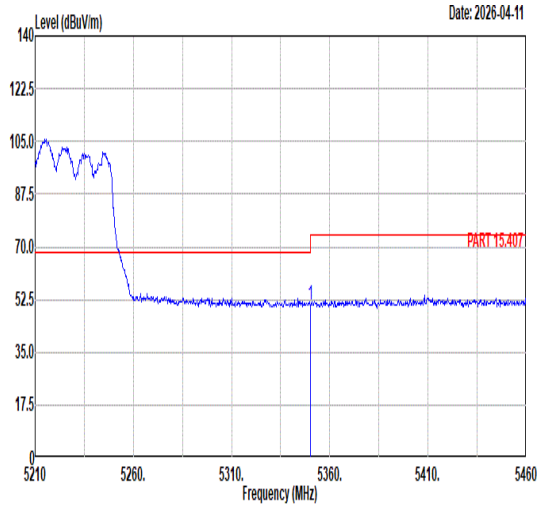 Freq Level Limit Line Margin (dB) Read Level Ant Factor Cable Loss Preamp Factor APos TPos Remark MHz dBuV/m dBuV/m dBuV dB/m dB dB cm deg 1 5350.00 50.90 68.30 -17.40 35.50 34.41 11.58 30.59 177 262 PEAK	Blank
Avg	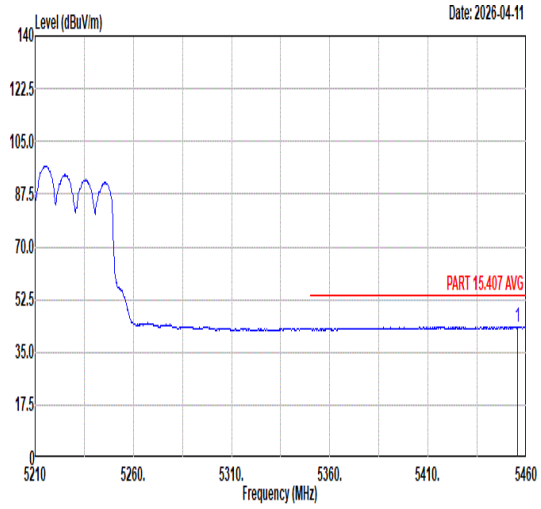 Freq Level Limit Line Margin (dB) Read Level Ant Factor Cable Loss Preamp Factor APos TPos Remark MHz dBuV/m dBuV/m dBuV dB/m dB dB cm deg 1 5455.75 43.38 54.00 -10.62 27.76 34.47 11.67 30.52 177 262 AVERAGE	Blank

Mode	58	
	Band Edge - L	
	U-NII-1_5.15-5.25_802.11ax HE80_CH42_Full RU_5210MHz	
ANT	1+2	
Pol.	Vertical	Fundamental
Peak	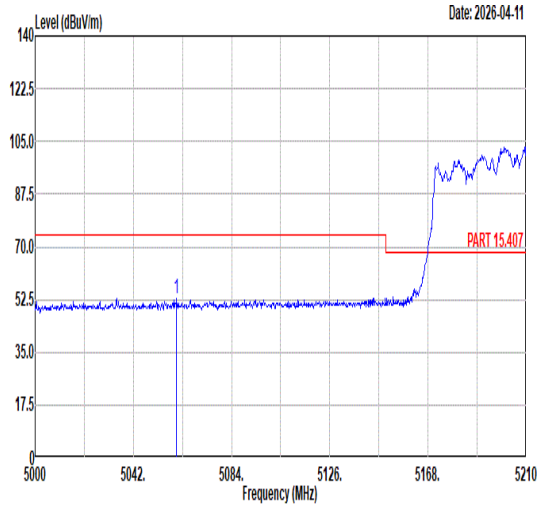 Freq Level Limit Line Margin (dB) Read Level Ant Factor Cable Loss Preamp Factor APos TPos Remark MHz dBuV/m dBuV/m dBuV dB/m dB dB cm deg 1 5060.48 53.02 74.00 -20.98 38.46 34.24 11.08 30.76 284 144 PEAK	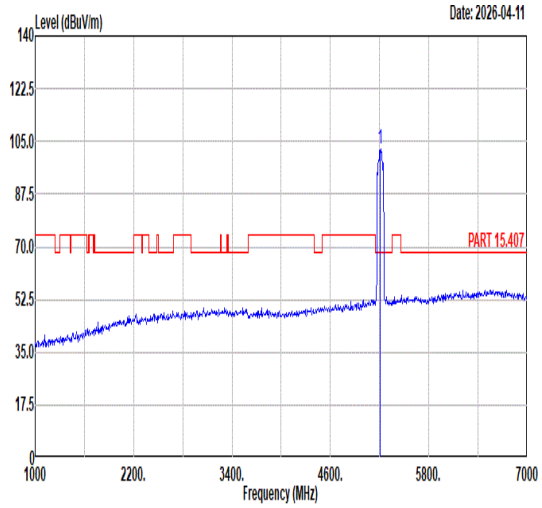 Freq Level Limit Line Margin (dB) Read Level Ant Factor Cable Loss Preamp Factor APos TPos Remark MHz dBuV/m dBuV/m dBuV dB/m dB dB cm deg 1 5210.00 102.68 ------ ------ 87.56 34.33 11.46 30.67 284 144 PEAK
Avg	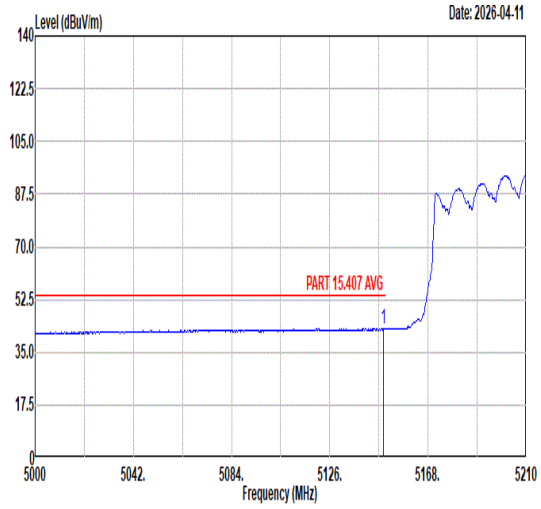 Freq Level Limit Line Margin (dB) Read Level Ant Factor Cable Loss Preamp Factor APos TPos Remark MHz dBuV/m dBuV/m dBuV dB/m dB dB cm deg 1 5148.89 42.83 54.00 -11.17 27.94 34.29 11.31 30.71 284 144 AVERAGE	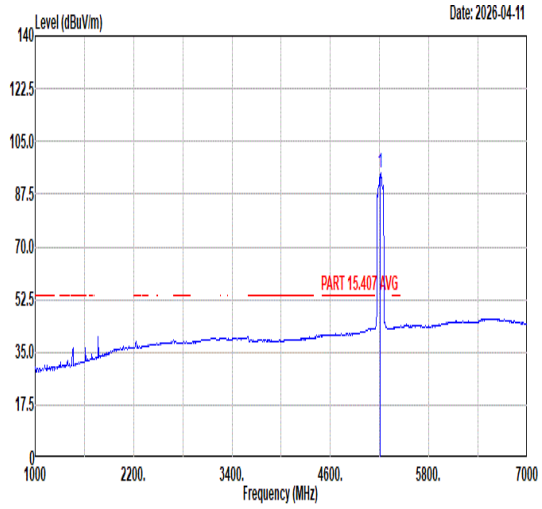 Freq Level Limit Line Margin (dB) Read Level Ant Factor Cable Loss Preamp Factor APos TPos Remark MHz dBuV/m dBuV/m dBuV dB/m dB dB cm deg 1 5210.00 94.79 ------ ------ 79.67 34.33 11.46 30.67 284 144 AVERAGE

Mode	58	
	Band Edge - R	
	U-NII-1_5.15-5.25_802.11ax HE80_CH42_Full RU_5210MHz	
ANT	1+2	
Pol.	Vertical	Fundamental
Peak	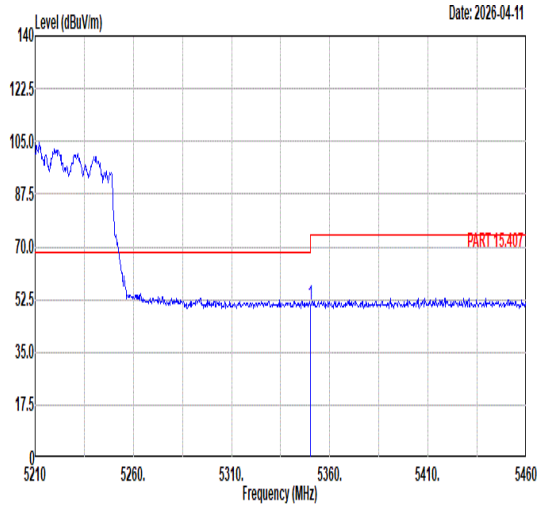 Freq Level Limit Line Margin (dB) Read Level Ant Factor Cable Loss Preamp Factor APos TPos Remark MHz dBuV/m dBuV/m dBuV dB/m dB dB cm deg 1 5350.00 50.55 68.30 -17.75 35.15 34.41 11.58 30.59 284 144 PEAK	Blank
Avg	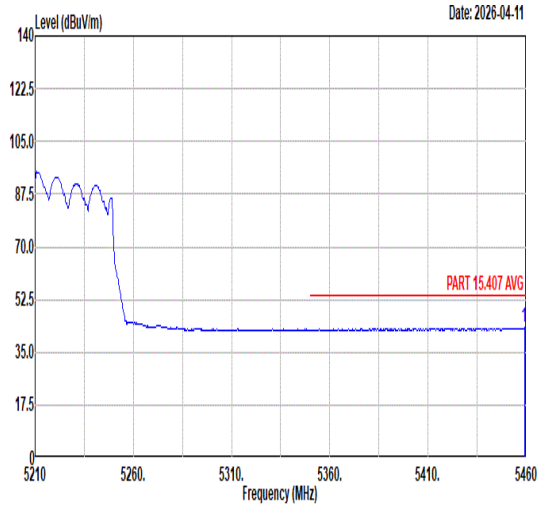 Freq Level Limit Line Margin (dB) Read Level Ant Factor Cable Loss Preamp Factor APos TPos Remark MHz dBuV/m dBuV/m dBuV dB/m dB dB cm deg 1 5459.00 43.12 54.00 -10.88 27.49 34.48 11.67 30.52 284 144 AVERAGE	Blank

Mode	58	
	Harmonic	
	U-NII-1_5.15-5.25_802.11ax HE80_CH42_Full RU_5210MHz	
ANT	1+2	
Pol.	Horizontal	Vertical
Peak Avg	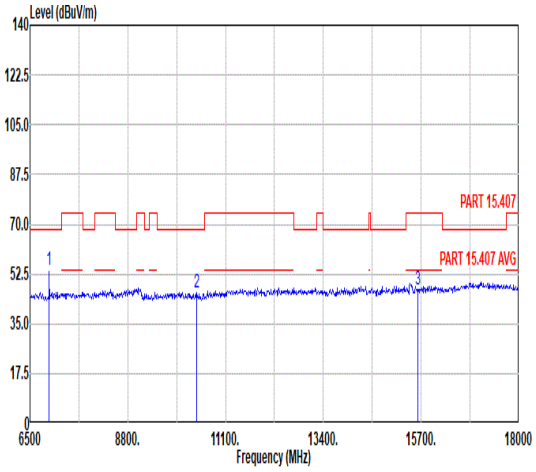 Freq Level Limit Line Margin Read Level Ant Factor Cable Loss Preamp Factor APos TPos Remark MHz dBuV/m dBuV/m dB dBuV dB/m dB dB cm deg 1 6944.00 53.71 68.30 -14.59 69.92 35.70 13.11 65.02 171 235 Peak 2 10420.00 45.72 68.30 -22.58 56.03 37.55 16.04 63.90 --- --- Peak 3 15630.00 47.16 74.00 -26.84 51.04 40.36 19.57 63.81 --- --- Peak	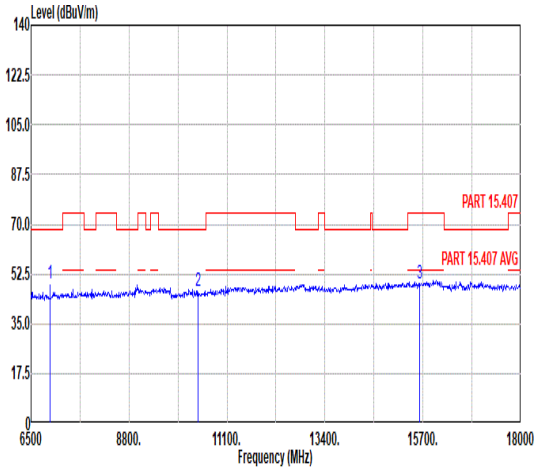 Freq Level Limit Line Margin Read Level Ant Factor Cable Loss Preamp Factor APos TPos Remark MHz dBuV/m dBuV/m dB dBuV dB/m dB dB cm deg 1 6944.00 49.24 68.30 -19.06 65.45 35.70 13.11 65.02 363 207 Peak 2 10420.00 46.52 68.30 -21.78 56.83 37.55 16.04 63.90 --- --- Peak 3 15630.00 49.12 74.00 -24.88 53.00 40.36 19.57 63.81 --- --- Peak

Mode	59	
	Band Edge - L	
	U-NII-2A_5.25-5.35_802.11ax HE80_CH58_Full RU_5290MHz	
ANT	1+2	
Pol.	Horizontal	Fundamental
Peak	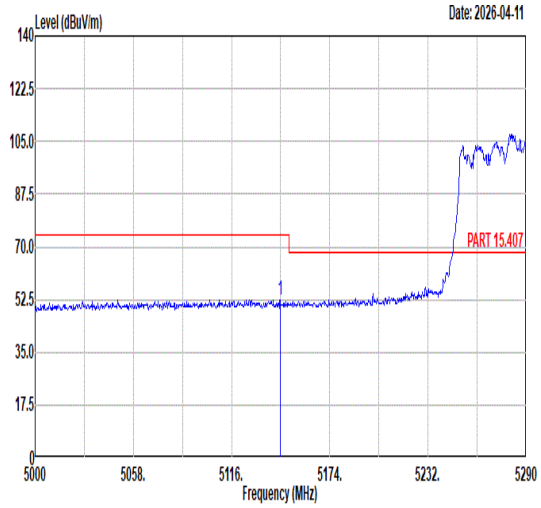 Freq Level Limit Line Margin (dB) Read Level Ant Factor Cable Loss Preamp Factor APos TPos Remark MHz dBuV/m dBuV/m dBuV dB/m dB dB cm deg 1 5144.71 52.46 74.00 -21.54 37.58 34.29 11.30 30.71 194 132 PEAK	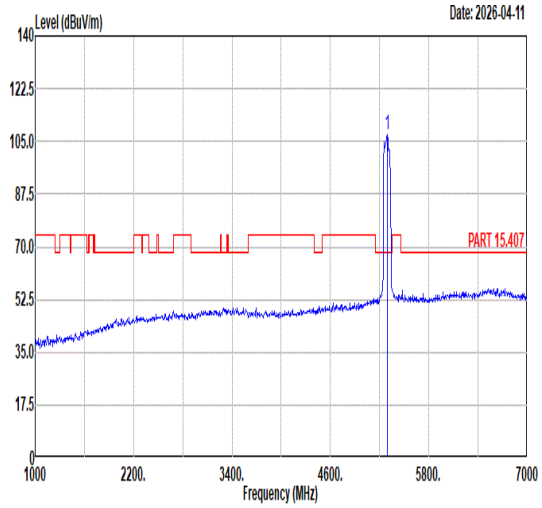 Freq Level Limit Line Margin (dB) Read Level Ant Factor Cable Loss Preamp Factor APos TPos Remark MHz dBuV/m dBuV/m dBuV dB/m dB dB cm deg 1 5290.00 107.50 ------ ------ 92.22 34.37 11.53 30.62 194 132 PEAK
Avg	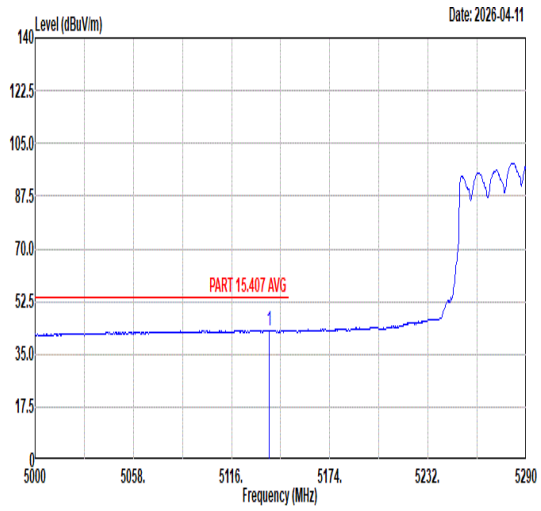 Freq Level Limit Line Margin (dB) Read Level Ant Factor Cable Loss Preamp Factor APos TPos Remark MHz dBuV/m dBuV/m dBuV dB/m dB dB cm deg 1 5138.33 43.05 54.00 -10.95 28.20 34.28 11.29 30.72 194 132 AVERAGE	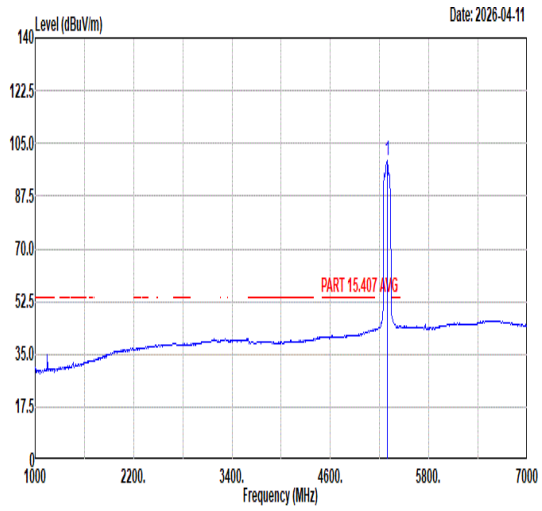 Freq Level Limit Line Margin (dB) Read Level Ant Factor Cable Loss Preamp Factor APos TPos Remark MHz dBuV/m dBuV/m dBuV dB/m dB dB cm deg 1 5290.00 99.58 ------ ------ 84.30 34.37 11.53 30.62 194 132 AVERAGE

Mode	59	
	Band Edge - R	
	U-NII-2A_5.25-5.35_802.11ax HE80_CH58_Full RU_5290MHz	
ANT	1+2	
Pol.	Horizontal	Fundamental
Peak	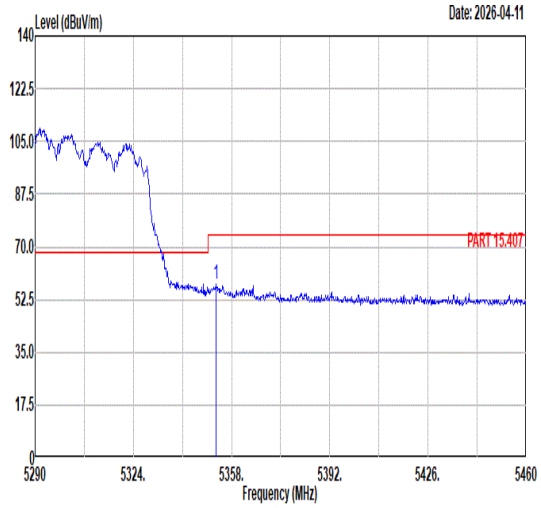 Freq Level Limit Line Margin (dB) Read Level Ant Factor Cable Loss Preamp Factor APos TPos Remark MHz dBuV/m dBuV/m dBuV dB/m dB dB cm deg 1 5352.73 57.81 74.00 -16.19 42.40 34.41 11.58 30.58 194 132 PEAK	Blank
Avg	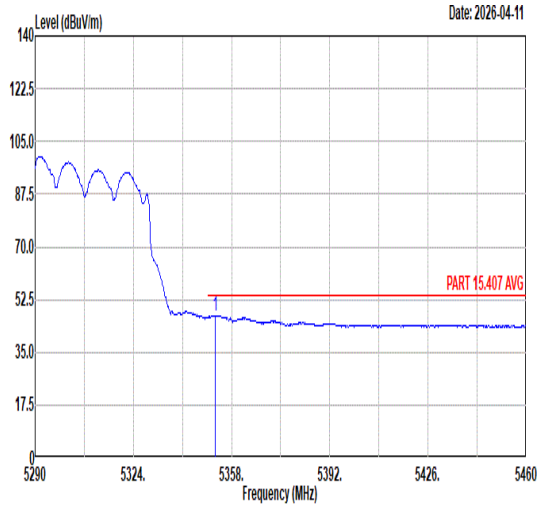 Freq Level Limit Line Margin (dB) Read Level Ant Factor Cable Loss Preamp Factor APos TPos Remark MHz dBuV/m dBuV/m dBuV dB/m dB dB cm deg 1 5352.39 47.28 54.00 -6.72 31.87 34.41 11.58 30.58 194 132 AVERAGE	Blank

Mode	59	
	Band Edge - L	
	U-NII-2A_5.25-5.35_802.11ax HE80_CH58_Full RU_5290MHz	
ANT	1+2	
Pol.	Vertical	Fundamental
Peak	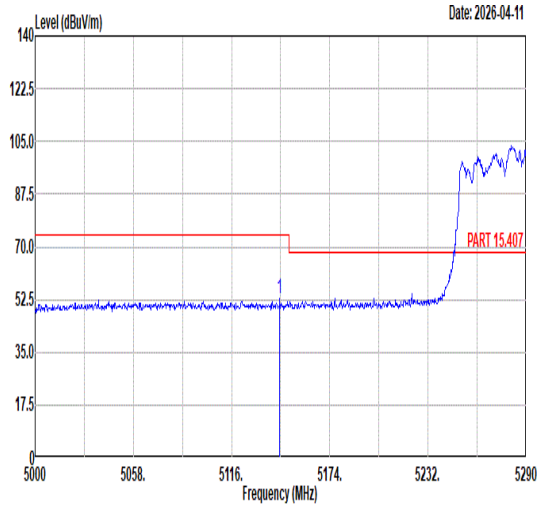 Freq Level Limit Line Margin (dB) Read Level Ant Factor Cable Loss Preamp Factor APos TPos Remark MHz dBuV/m dBuV/m dBuV dB/m dB dB cm deg 1 5144.42 52.86 74.00 -21.14 37.98 34.29 11.30 30.71 252 138 PEAK	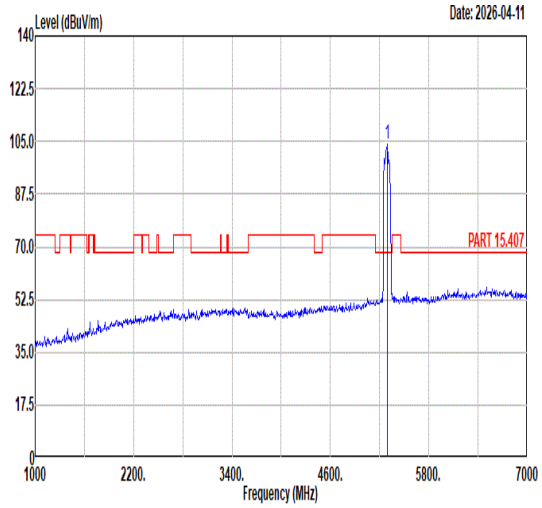 Freq Level Limit Line Margin (dB) Read Level Ant Factor Cable Loss Preamp Factor APos TPos Remark MHz dBuV/m dBuV/m dBuV dB/m dB dB cm deg 1 5290.00 103.82 ------ ------ 88.54 34.37 11.53 30.62 252 138 PEAK
Avg	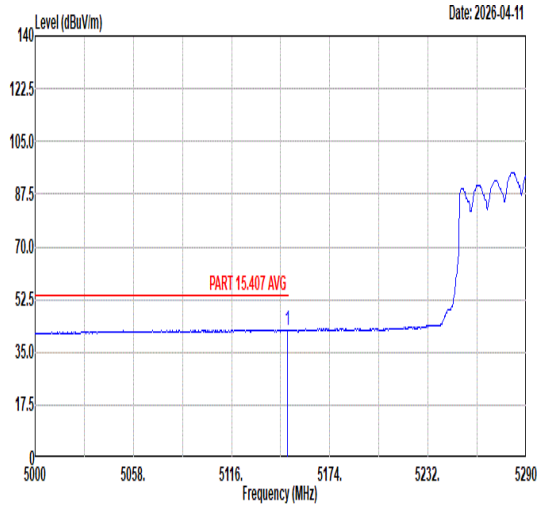 Freq Level Limit Line Margin (dB) Read Level Ant Factor Cable Loss Preamp Factor APos TPos Remark MHz dBuV/m dBuV/m dBuV dB/m dB dB cm deg 1 5149.06 42.48 54.00 -11.52 27.58 34.29 11.32 30.71 252 138 AVERAGE	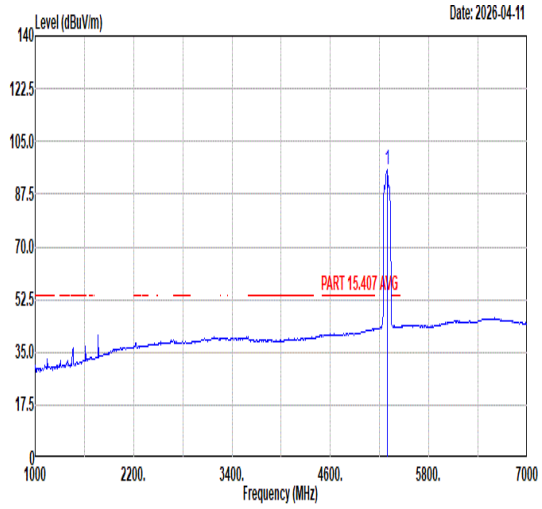 Freq Level Limit Line Margin (dB) Read Level Ant Factor Cable Loss Preamp Factor APos TPos Remark MHz dBuV/m dBuV/m dBuV dB/m dB dB cm deg 1 5290.00 95.48 ------ ------ 80.20 34.37 11.53 30.62 252 138 AVERAGE

Mode	59	
	Band Edge - R	
	U-NII-2A_5.25-5.35_802.11ax HE80_CH58_Full RU_5290MHz	
ANT	1+2	
Pol.	Vertical	Fundamental
Peak	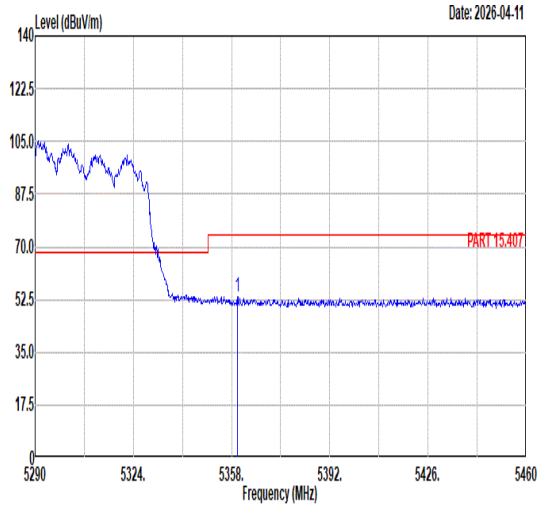 Freq Level Limit Line Margin (dB) Read Level Ant Factor Cable Loss Preamp Factor APos TPos Remark MHz dBuV/m dBuV/m dBuV dB/m dB dB cm deg 1 5360.04 53.45 74.00 -20.55 38.03 34.42 11.58 30.58 252 138 PEAK	Blank
Avg	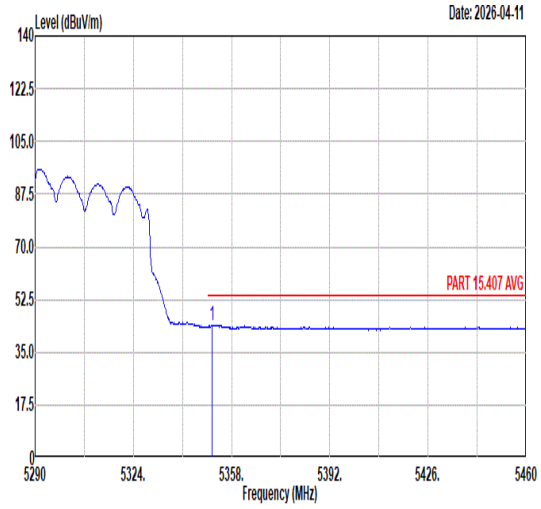 Freq Level Limit Line Margin (dB) Read Level Ant Factor Cable Loss Preamp Factor APos TPos Remark MHz dBuV/m dBuV/m dBuV dB/m dB dB cm deg 1 5351.37 43.98 54.00 -10.02 28.57 34.41 11.58 30.58 252 138 AVERAGE	Blank

Mode	59	
	Harmonic	
	U-NII-2A_5.25-5.35_802.11ax HE80_CH58_Full RU_5290MHz	
ANT	1+2	
Pol.	Horizontal	Vertical
Peak Avg	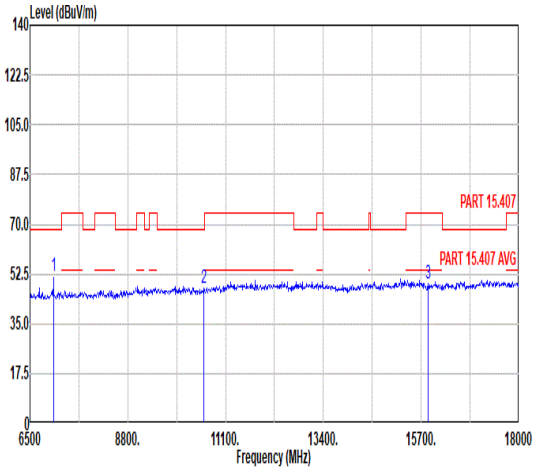 Freq Level Limit Line Margin Read Level Ant Factor Cable Loss Preamp Factor APos TPos Remark MHz dBuV/m dBuV/m dB dBuV dB/m dB dB cm deg 1 7051.00 51.88 68.30 -16.42 67.98 35.68 13.23 65.01 166 227 Peak 2 10580.00 47.52 68.30 -20.78 57.53 37.66 16.17 63.84 --- --- Peak 3 15870.00 49.17 74.00 -24.83 53.19 40.64 19.73 64.39 --- --- Peak	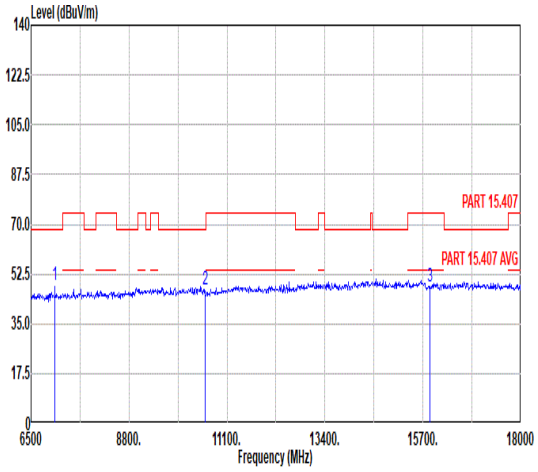 Freq Level Limit Line Margin Read Level Ant Factor Cable Loss Preamp Factor APos TPos Remark MHz dBuV/m dBuV/m dB dBuV dB/m dB dB cm deg 1 7051.00 48.48 68.30 -19.82 64.58 35.68 13.23 65.01 398 214 Peak 2 10580.00 46.92 68.30 -21.38 56.93 37.66 16.17 63.84 --- --- Peak 3 15870.00 48.13 74.00 -25.87 52.15 40.64 19.73 64.39 --- --- Peak

Mode	60	
	Band Edge - L	
	U-NII-2C_5.47-5.725_802.11ax HE80_CH106_Full RU_5530MHz	
ANT	1+2	
Pol.	Horizontal	Fundamental
Peak	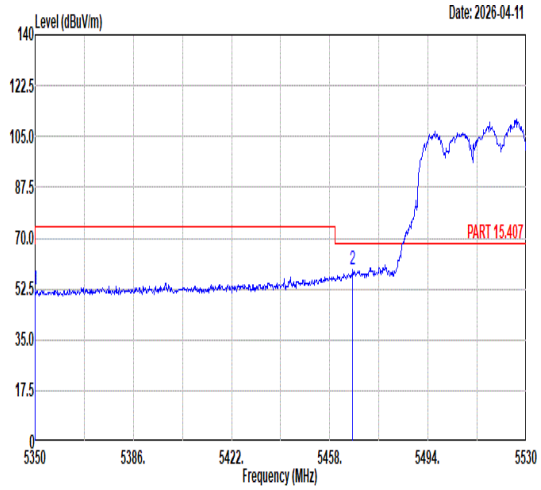 Freq Level Limit Line Margin (dB) Read Level Ant Factor Cable Loss Preamp Factor APos TPos Remark MHz dBuV/m dBuV/m dBuV dB/m dB dB cm deg 1 5350.00 52.41 68.30 -15.89 37.01 34.41 11.58 30.59 184 223 PEAK 2 5466.46 59.15 68.30 -9.15 43.50 34.48 11.68 30.51 184 223 PEAK	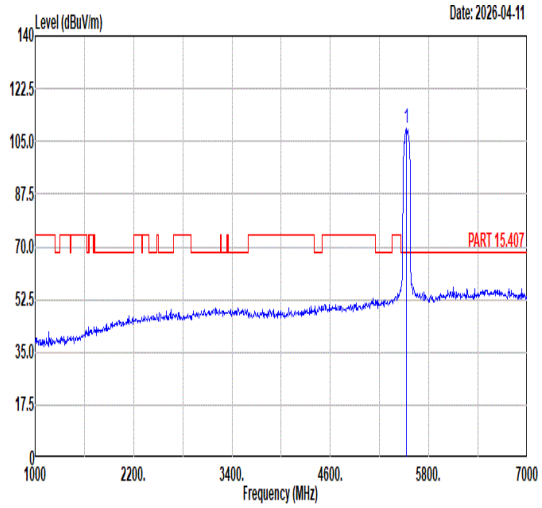 Freq Level Limit Line Margin (dB) Read Level Ant Factor Cable Loss Preamp Factor APos TPos Remark MHz dBuV/m dBuV/m dBuV dB/m dB dB cm deg 1 5530.00 109.49 ------ ------ 93.76 34.54 11.73 30.54 184 223 PEAK
Avg	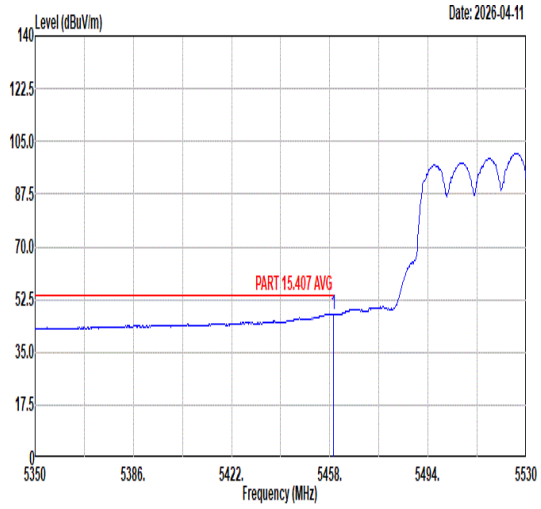 Freq Level Limit Line Margin (dB) Read Level Ant Factor Cable Loss Preamp Factor APos TPos Remark MHz dBuV/m dBuV/m dBuV dB/m dB dB cm deg 1 5459.26 47.76 54.00 -6.24 32.13 34.48 11.67 30.52 184 223 AVERAGE	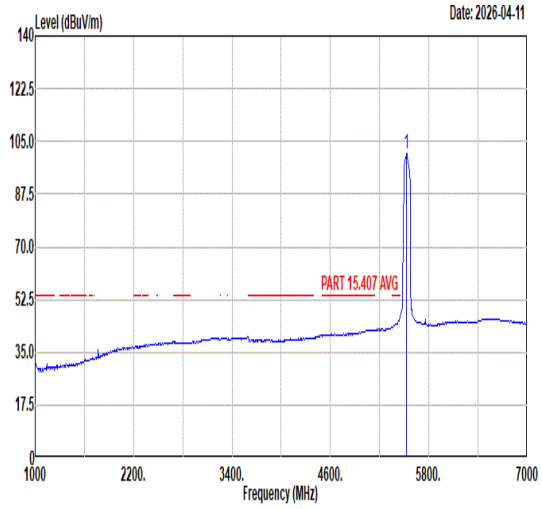 Freq Level Limit Line Margin (dB) Read Level Ant Factor Cable Loss Preamp Factor APos TPos Remark MHz dBuV/m dBuV/m dBuV dB/m dB dB cm deg 1 5530.00 101.00 ------ ------ 85.27 34.54 11.73 30.54 184 223 AVERAGE

Mode	60	
	Band Edge - R	
	U-NII-2C_5.47-5.725_802.11ax HE80_CH106_Full RU_5530MHz	
ANT	1+2	
Pol.	Horizontal	Fundamental
Peak	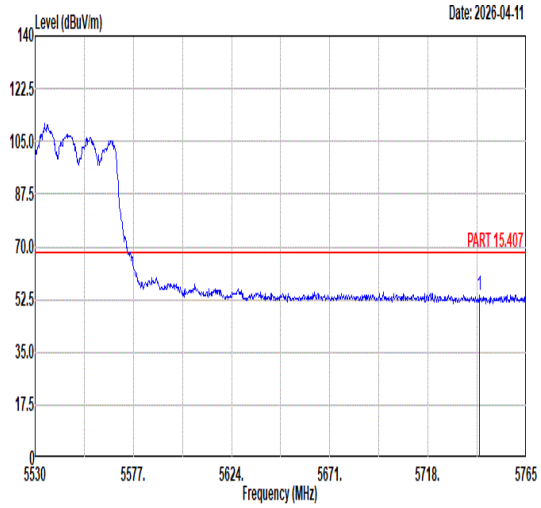 Freq Level Limit Line Margin (dB) Read Level Ant Factor Cable Loss Preamp Factor APos TPos Remark MHz dBuV/m dBuV/m dBuV dB/m dB dB cm deg 1 5742.68 54.07 68.30 -14.23 37.97 34.94 11.96 30.80 184 223 PEAK	Blank

Mode	60	
	Band Edge - L	
	U-NII-2C_5.47-5.725_802.11ax HE80_CH106_Full RU_5530MHz	
ANT	1+2	
Pol.	Vertical	Fundamental
Peak	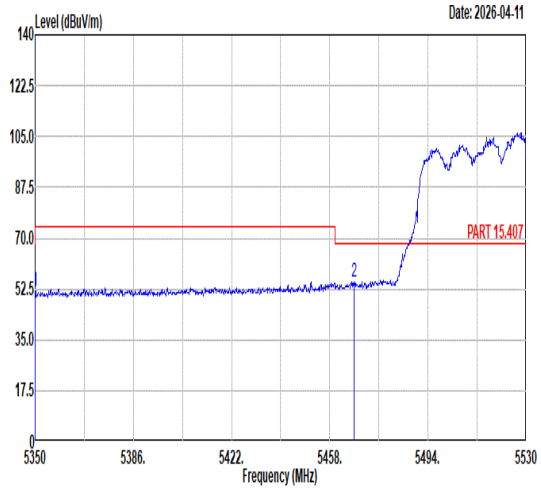 Freq Level Limit Line Margin (dB) Read Level Ant Factor Cable Loss Preamp Factor APos TPos Remark MHz dBuV/m dBuV/m dBuV dB/m dB dB cm deg 1 5350.00 51.71 68.30 -16.59 36.31 34.41 11.58 30.59 284 211 PEAK 2 5466.82 54.78 68.30 -13.52 39.13 34.48 11.68 30.51 284 211 PEAK	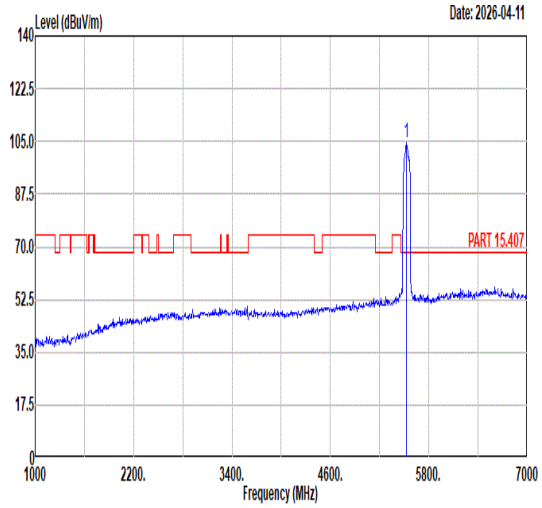 Freq Level Limit Line Margin (dB) Read Level Ant Factor Cable Loss Preamp Factor APos TPos Remark MHz dBuV/m dBuV/m dBuV dB/m dB dB cm deg 1 5530.00 104.58 ------ ------ 88.85 34.54 11.73 30.54 284 211 PEAK
Avg	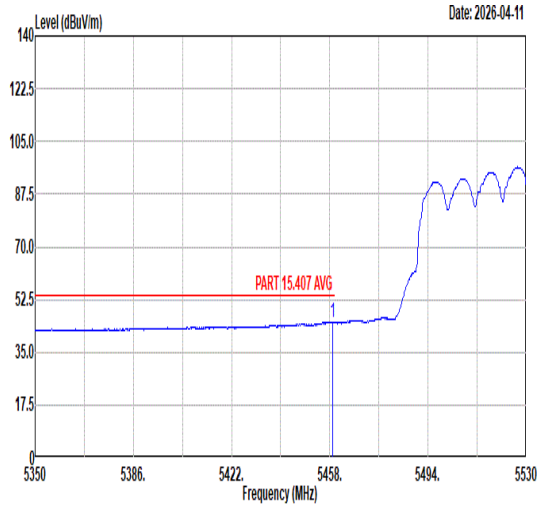 Freq Level Limit Line Margin (dB) Read Level Ant Factor Cable Loss Preamp Factor APos TPos Remark MHz dBuV/m dBuV/m dBuV dB/m dB dB cm deg 1 5459.08 44.97 54.00 -9.03 29.34 34.48 11.67 30.52 284 211 AVERAGE	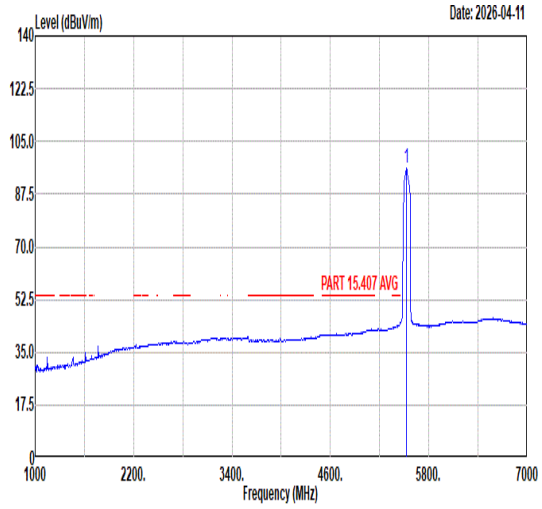 Freq Level Limit Line Margin (dB) Read Level Ant Factor Cable Loss Preamp Factor APos TPos Remark MHz dBuV/m dBuV/m dBuV dB/m dB dB cm deg 1 5530.00 96.36 ------ ------ 80.63 34.55 11.73 30.55 284 211 AVERAGE

Mode	60	
	Band Edge - R	
	U-NII-2C_5.47-5.725_802.11ax HE80_CH106_Full RU_5530MHz	
ANT	1+2	
Pol.	Vertical	Fundamental
Peak	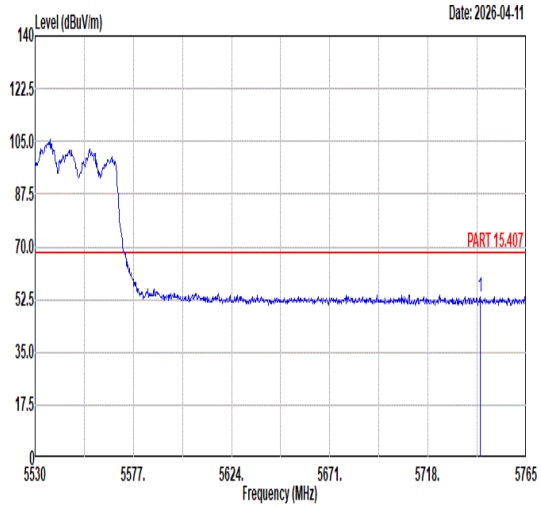 Freq Level Limit Line Margin (dB) Read Level Ant Factor Cable Loss Preamp Factor APos TPos Remark MHz dBuV/m dBuV/m dBuV dB/m dB dB cm deg 1 5743.15 53.33 68.30 -14.97 37.23 34.94 11.96 30.80 284 211 PEAK	Blank

Mode	60	
	Harmonic	
	U-NII-2C_5.47-5.725_802.11ax HE80_CH106_Full RU_5530MHz	
ANT	1+2	
Pol.	Horizontal	Vertical
Peak Avg	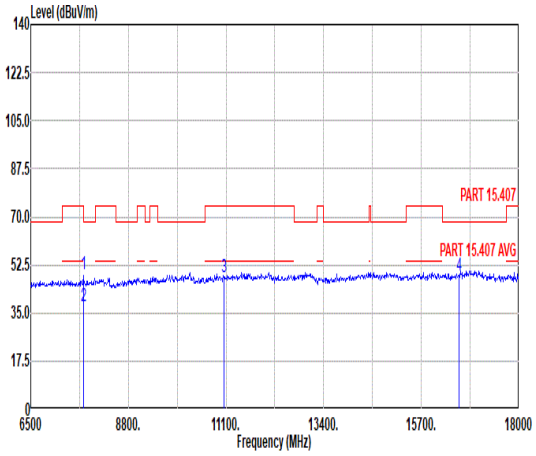 Freq Level Limit Line Margin Read Level Ant Factor Cable Loss Preamp Factor APos TPos Remark MHz dBuV/m dBuV/m dB dBuV dB/m dB dB cm deg 1 7742.00 49.08 74.00 -24.92 63.56 35.69 14.32 64.49 190 216 Peak 2 7742.00 37.50 54.00 -16.50 51.98 35.69 14.32 64.49 190 216 Average 3 11060.00 47.94 74.00 -26.06 56.88 38.04 16.47 63.45 --- --- Peak 4 16590.00 48.75 68.30 -19.55 52.48 41.24 19.99 64.96 --- --- Peak	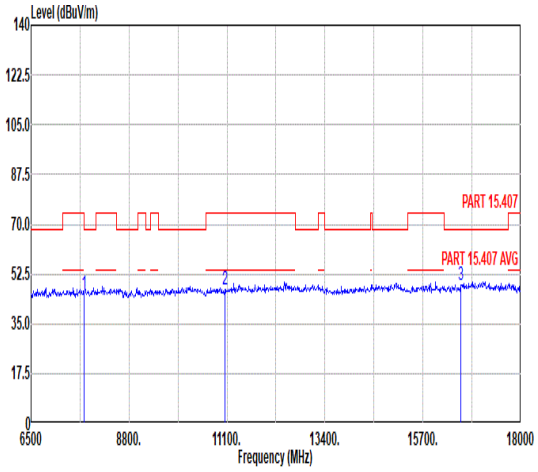 Freq Level Limit Line Margin Read Level Ant Factor Cable Loss Preamp Factor APos TPos Remark MHz dBuV/m dBuV/m dB dBuV dB/m dB dB cm deg 1 7742.00 45.32 74.00 -28.68 59.80 35.69 14.32 64.49 --- --- Peak 2 11060.00 46.80 74.00 -27.20 55.74 38.04 16.47 63.45 --- --- Peak 3 16590.00 48.48 68.30 -19.82 52.21 41.24 19.99 64.96 --- --- Peak