Mode	61	
	Band Edge - L	
	U-NII-2C_5.47-5.725_802.11ax HE80_CH122_Full RU_5610MHz	
ANT	1+2	
Pol.	Horizontal	Fundamental
Peak	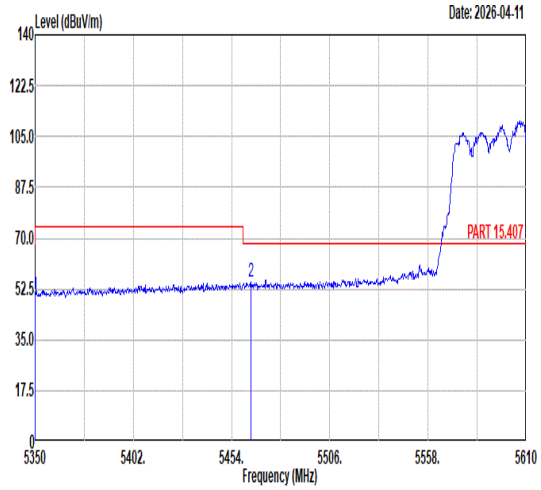 Freq Level Limit Line Margin (dB) Read Level Ant Factor Cable Loss Preamp Factor APos TPos Remark MHz dBuV/m dBuV/m dBuV dB/m dB dB cm deg 1 5350.00 50.36 68.30 -17.94 34.96 34.41 11.58 30.59 168 218 PEAK 2 5464.40 54.92 68.30 -13.38 39.28 34.48 11.67 30.51 168 218 PEAK	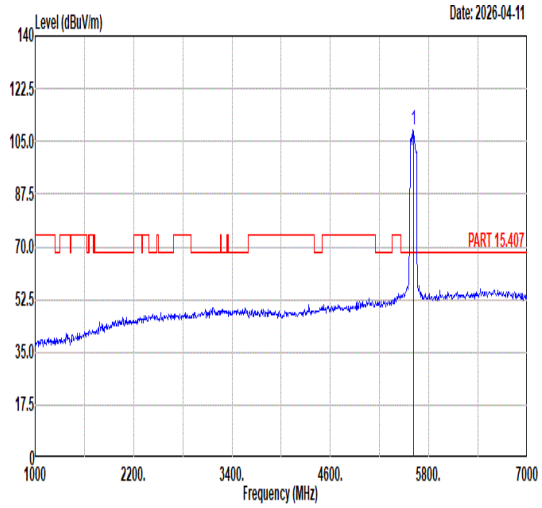 Freq Level Limit Line Margin (dB) Read Level Ant Factor Cable Loss Preamp Factor APos TPos Remark MHz dBuV/m dBuV/m dBuV dB/m dB dB cm deg 1 5610.00 108.64 ------ ------ 92.79 34.69 11.80 30.64 168 218 PEAK
Avg	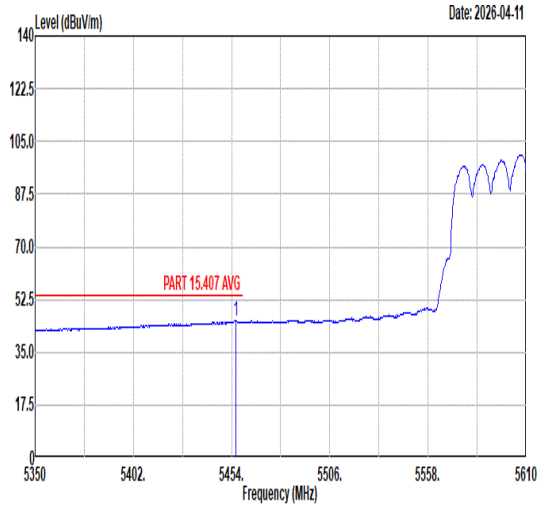 Freq Level Limit Line Margin (dB) Read Level Ant Factor Cable Loss Preamp Factor APos TPos Remark MHz dBuV/m dBuV/m dBuV dB/m dB dB cm deg 1 5456.34 45.60 54.00 -8.40 29.98 34.47 11.67 30.52 168 218 AVERAGE	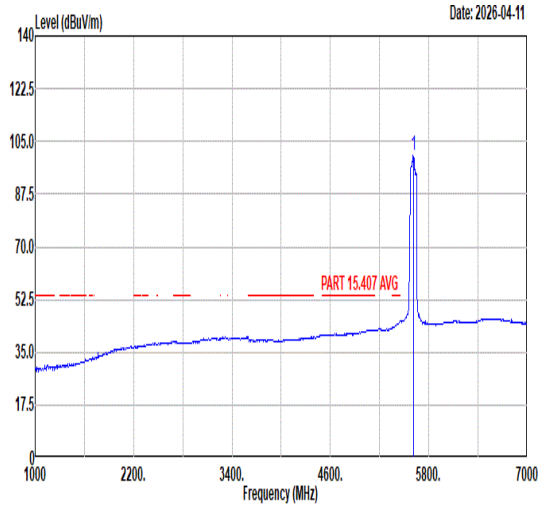 Freq Level Limit Line Margin (dB) Read Level Ant Factor Cable Loss Preamp Factor APos TPos Remark MHz dBuV/m dBuV/m dBuV dB/m dB dB cm deg 1 5610.00 100.21 ------ ------ 84.36 34.69 11.80 30.64 168 218 AVERAGE

Mode	61	
	Band Edge - R	
	U-NII-2C_5.47-5.725_802.11ax HE80_CH122_Full RU_5610MHz	
ANT	1+2	
Pol.	Horizontal	Fundamental
Peak	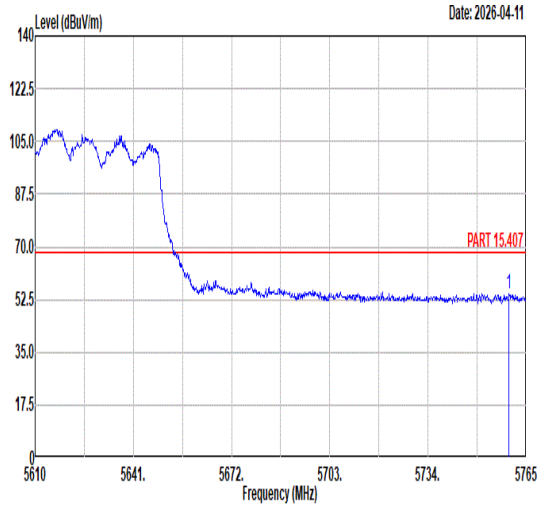	Blank

	Freq	Level	Limit Line	Margin (dB)	Read Level	Ant Factor	Cable Loss	Preamp Factor	APos	TPos	Remark
	MHz	dBuV/m	dBuV/m		dBuV	dB/m	dB	dB	cm	deg	
1	5759.58	54.52	68.30	-13.78	38.39	34.97	11.98	30.82	168	218	PEAK

Mode	61	
	Band Edge - L	
	U-NII-2C_5.47-5.725_802.11ax HE80_CH122_Full RU_5610MHz	
ANT	1+2	
Pol.	Vertical	Fundamental
Peak	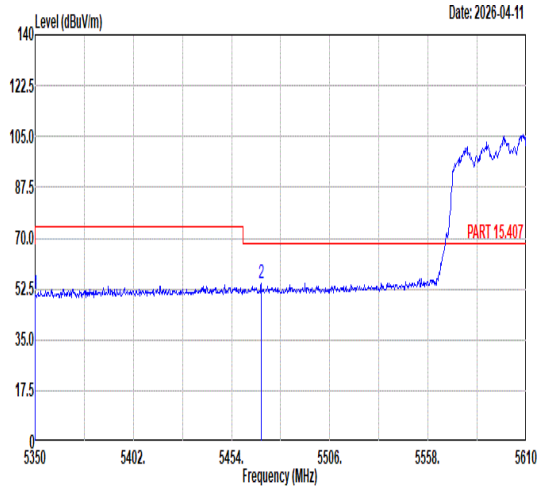 Freq Level Limit Line Margin (dB) Read Level Ant Factor Cable Loss Preamp Factor APos TPos Remark MHz dBuV/m dBuV/m dBuV dB/m dB dB cm deg 1 5350.00 50.79 68.30 -17.51 35.39 34.41 11.58 30.59 356 201 PEAK 2 5469.60 54.50 68.30 -13.80 38.85 34.48 11.68 30.51 356 201 PEAK	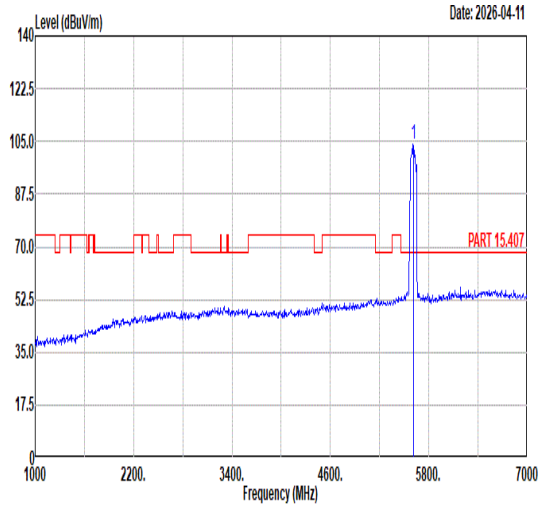 Freq Level Limit Line Margin (dB) Read Level Ant Factor Cable Loss Preamp Factor APos TPos Remark MHz dBuV/m dBuV/m dBuV dB/m dB dB cm deg 1 5610.00 104.05 ------ ------ 88.20 34.69 11.80 30.64 356 201 PEAK
Avg	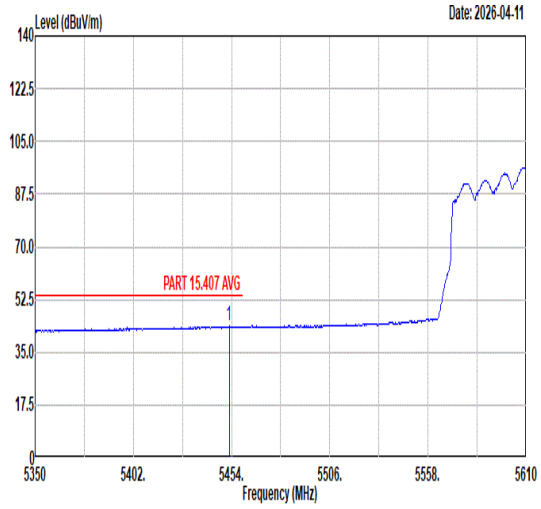 Freq Level Limit Line Margin (dB) Read Level Ant Factor Cable Loss Preamp Factor APos TPos Remark MHz dBuV/m dBuV/m dBuV dB/m dB dB cm deg 1 5452.70 43.66 54.00 -10.34 28.05 34.47 11.66 30.52 356 201 AVERAGE	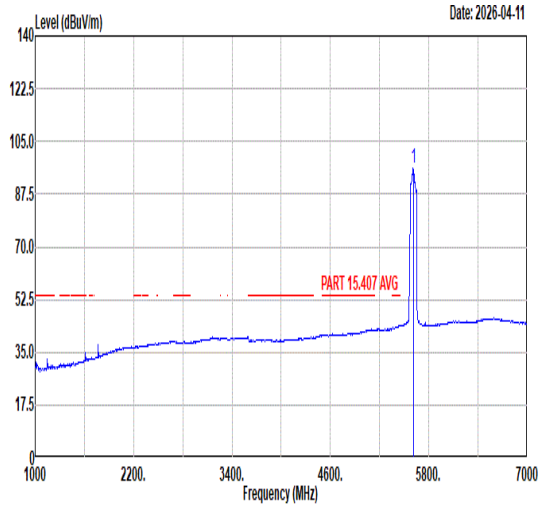 Freq Level Limit Line Margin (dB) Read Level Ant Factor Cable Loss Preamp Factor APos TPos Remark MHz dBuV/m dBuV/m dBuV dB/m dB dB cm deg 1 5610.00 95.96 ------ ------ 80.11 34.69 11.80 30.64 356 201 AVERAGE

Mode	61	
	Band Edge - R	
	U-NII-2C_5.47-5.725_802.11ax HE80_CH122_Full RU_5610MHz	
ANT	1+2	
Pol.	Vertical	Fundamental
Peak	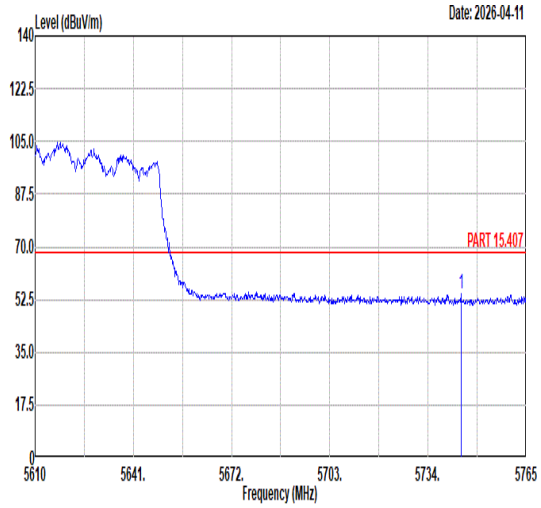 Freq Level Limit Line Margin (dB) Read Level Ant Factor Cable Loss Preamp Factor APos TPos Remark MHz dBuV/m dBuV/m dBuV dB/m dB dB cm deg 1 5744.39 54.36 68.30 -13.94 38.26 34.94 11.96 30.80 356 201 PEAK	Blank

Mode	61	
	Harmonic	
	U-NII-2C_5.47-5.725_802.11ax HE80_CH122_Full RU_5610MHz	
ANT	1+2	
Pol.	Horizontal	Vertical
Peak Avg	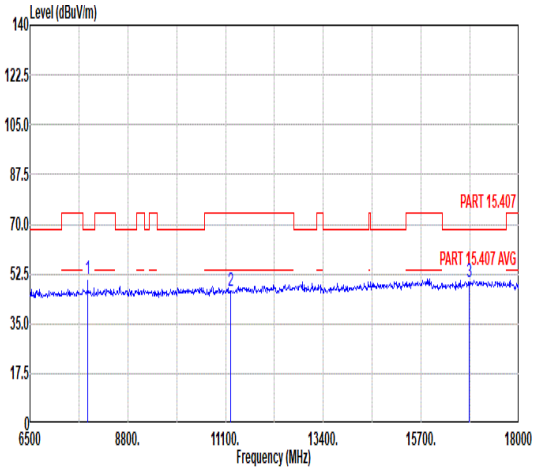 Freq Level Limit Line Margin Read Level Ant Factor Cable Loss Preamp Factor APos TPos Remark MHz dBuV/m dBuV/m dB dBuV dB/m dB dB cm deg 1 7848.00 50.59 68.30 -17.71 64.91 35.78 14.52 64.62 216 212 Peak 2 11220.00 46.44 74.00 -27.56 55.07 38.13 16.56 63.32 --- --- Peak 3 16830.00 49.69 68.30 -18.61 53.18 41.33 20.05 64.87 --- --- Peak	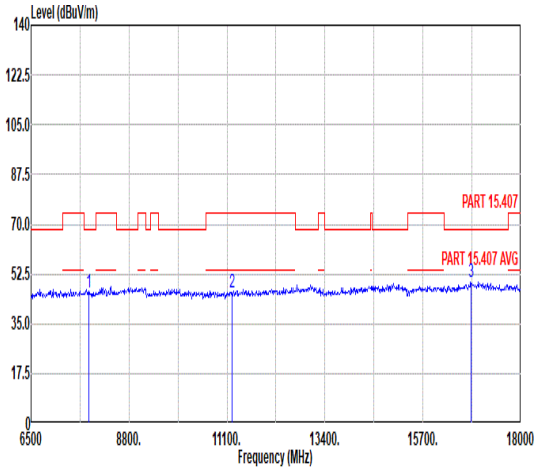 Freq Level Limit Line Margin Read Level Ant Factor Cable Loss Preamp Factor APos TPos Remark MHz dBuV/m dBuV/m dB dBuV dB/m dB dB cm deg 1 7848.00 45.73 68.30 -22.57 60.05 35.78 14.52 64.62 --- --- Peak 2 11220.00 45.91 74.00 -28.09 54.54 38.13 16.56 63.32 --- --- Peak 3 16830.00 49.46 68.30 -18.84 52.95 41.33 20.05 64.87 --- --- Peak

Mode	62	
	Band Edge	
	Straddle channels_5.47-5.85_802.11ax HE20_CH144_Full RU_5720MHz	
ANT	1+2	
Pol.	Horizontal	Fundamental
Peak	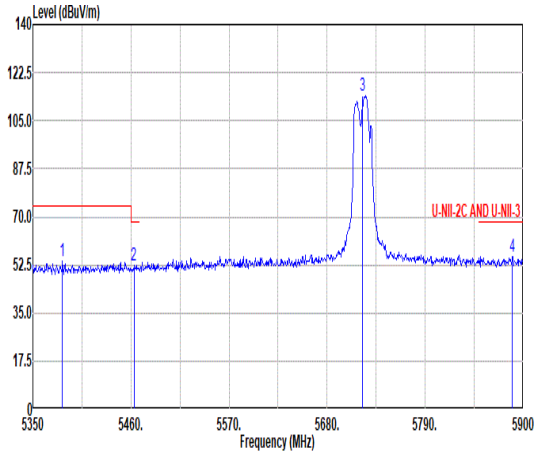 Freq Level Limit Line Margin Read Level Ant Factor Cable Loss Preamp Factor APos TPos Remark MHz dBuV/m dBuV/m dB dBuV dB/m dB dB cm deg 1 5383.00 53.62 74.00 -20.38 38.16 34.43 11.60 30.57 244 128 Peak 2 5463.30 52.44 68.30 -15.86 36.81 34.48 11.67 30.52 244 128 Peak 3 5720.00 113.88 ------ ------ 97.82 34.90 11.93 30.77 244 128 Peak 4 5887.90 55.67 68.30 -12.63 39.32 35.20 12.12 30.97 244 128 Peak	Blank
Avg	Blank	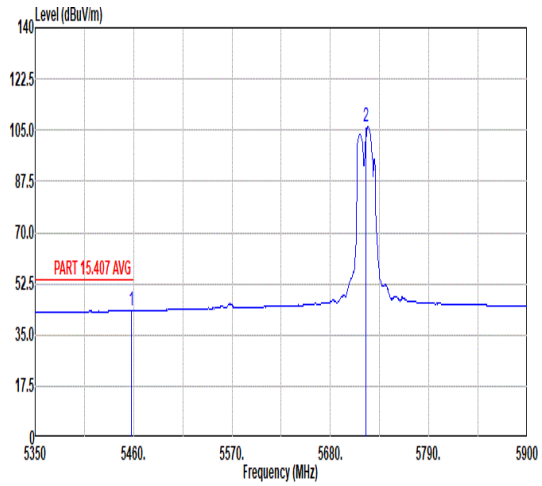 Freq Level Limit Line Margin Read Level Ant Factor Cable Loss Preamp Factor APos TPos Remark MHz dBuV/m dBuV/m dB dBuV dB/m dB dB cm deg 1 5457.25 43.30 54.00 -10.70 27.68 34.47 11.67 30.52 244 128 Average 2 5720.00 105.97 ------ ------ 89.91 34.90 11.93 30.77 244 128 Average

Mode	62	
	Band Edge	
	Straddle channels_5.47-5.85_802.11ax HE20_CH144_Full RU_5720MHz	
ANT	1+2	
Pol.	Vertical	Fundamental
Peak	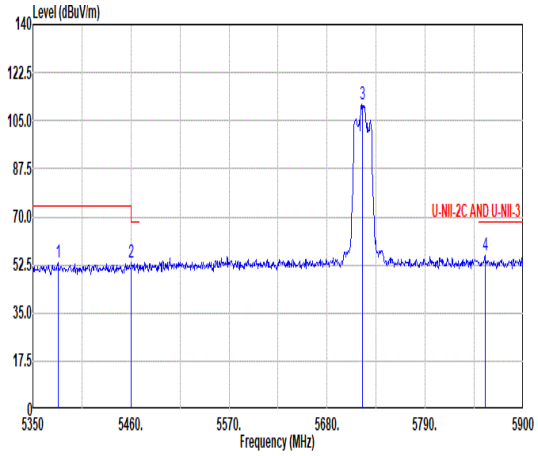 Freq Level Limit Line Margin Read Level Ant Factor Cable Loss Preamp Factor APos TPos Remark MHz dBuV/m dBuV/m dB dBuV dB/m dB dB cm deg 1 5378.05 53.25 74.00 -20.75 37.79 34.43 11.60 30.57 395 183 Peak 2 5460.55 53.14 68.30 -15.16 37.51 34.48 11.67 30.52 395 183 Peak 3 5720.00 110.97 ------ ------ 94.91 34.90 11.93 30.77 395 183 Peak 4 5857.10 55.85 68.30 -12.45 39.56 35.14 12.08 30.93 395 183 Peak	Blank
Avg	Blank	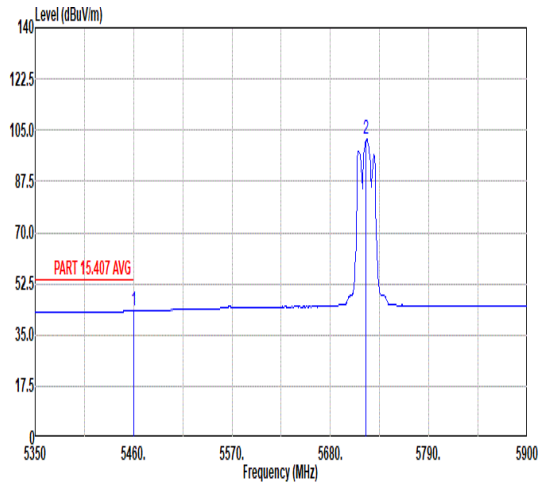 Freq Level Limit Line Margin Read Level Ant Factor Cable Loss Preamp Factor APos TPos Remark MHz dBuV/m dBuV/m dB dBuV dB/m dB dB cm deg 1 5460.00 43.21 54.00 -10.79 27.58 34.48 11.67 30.52 395 183 Average 2 5720.00 101.93 ------ ------ 85.87 34.90 11.93 30.77 395 183 Average

Mode	62	
	Harmonic	
	Straddle channels_5.47-5.85_802.11ax HE20_CH144_Full RU_5720MHz	
ANT	1+2	
Pol.	Horizontal	Vertical
Peak Avg	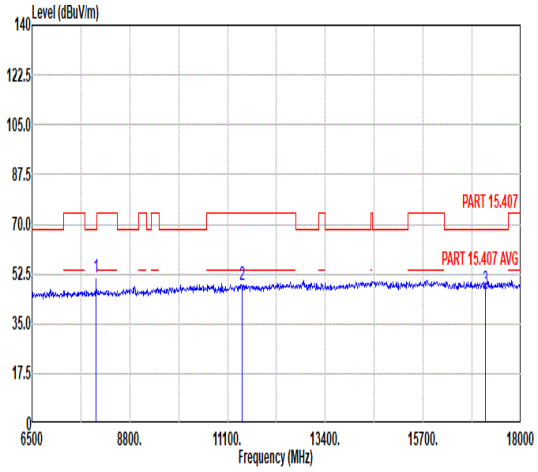 Freq Level Limit Line Margin Read Level Ant Factor Cable Loss Preamp Factor APos TPos Remark MHz dBuV/m dBuV/m dB dBuV dB/m dB dB cm deg 1 8008.00 51.42 68.30 -16.88 65.71 35.90 14.60 64.79 233 218 Peak 2 11440.00 48.39 74.00 -25.61 56.47 38.26 16.81 63.15 --- --- Peak 3 17160.00 47.00 68.30 -21.30 50.36 41.24 20.46 65.06 --- --- Peak	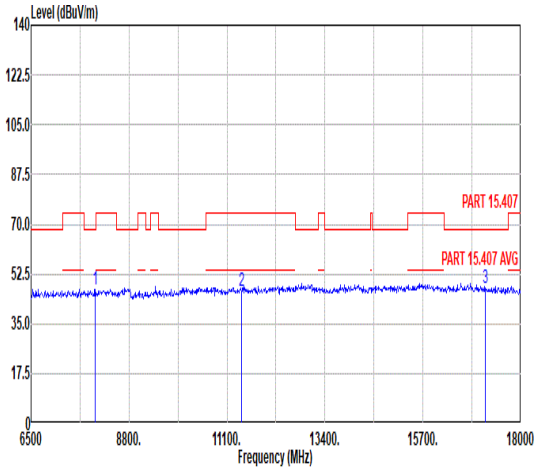 Freq Level Limit Line Margin Read Level Ant Factor Cable Loss Preamp Factor APos TPos Remark MHz dBuV/m dBuV/m dB dBuV dB/m dB dB cm deg 1 8008.00 46.90 68.30 -21.40 61.19 35.90 14.60 64.79 --- --- Peak 2 11440.00 46.72 74.00 -27.28 54.80 38.26 16.81 63.15 --- --- Peak 3 17160.00 47.51 68.30 -20.79 50.87 41.24 20.46 65.06 --- --- Peak

Mode	63	
	Band Edge	
	Straddle channels_5.47-5.85_802.11ax HE40_CH142_Full RU_5710MHz	
ANT	1+2	
Pol.	Horizontal	Fundamental
Peak	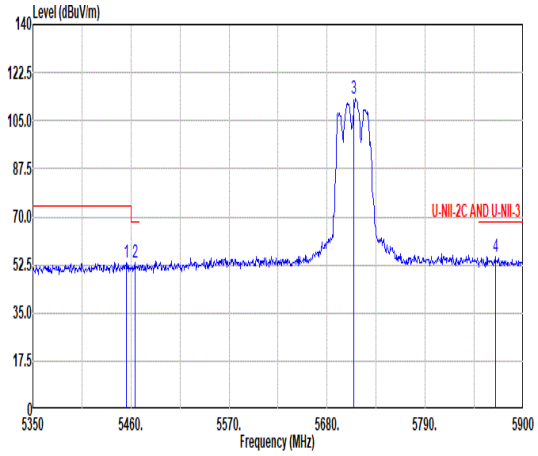 Freq Level Limit Line Margin Read Level Ant Factor Cable Loss Preamp Factor APos TPos Remark MHz dBuV/m dBuV/m dB dBuV dB/m dB dB cm deg 1 5455.05 53.29 74.00 -20.71 37.67 34.47 11.67 30.52 180 131 Peak 2 5464.95 53.43 68.30 -14.87 37.79 34.48 11.67 30.51 180 131 Peak 3 5710.00 112.99 ------ ------ 96.95 34.88 11.92 30.76 180 131 Peak 4 5868.65 55.59 68.30 -12.71 39.28 35.16 12.10 30.95 180 131 Peak	Blank
Avg	Blank	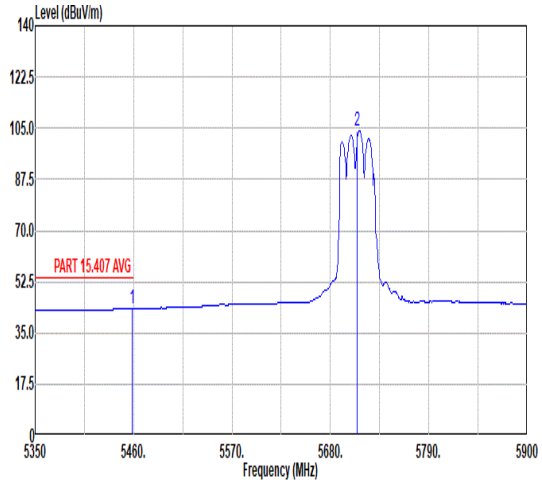 Freq Level Limit Line Margin Read Level Ant Factor Cable Loss Preamp Factor APos TPos Remark MHz dBuV/m dBuV/m dB dBuV dB/m dB dB cm deg 1 5458.35 43.34 54.00 -10.66 27.71 34.48 11.67 30.52 180 131 Average 2 5710.00 103.99 ------ ------ 87.95 34.88 11.92 30.76 180 131 Average

Mode	63	
	Band Edge	
	Straddle channels_5.47-5.85_802.11ax HE40_CH142_Full RU_5710MHz	
ANT	1+2	
Pol.	Vertical	Fundamental
Peak	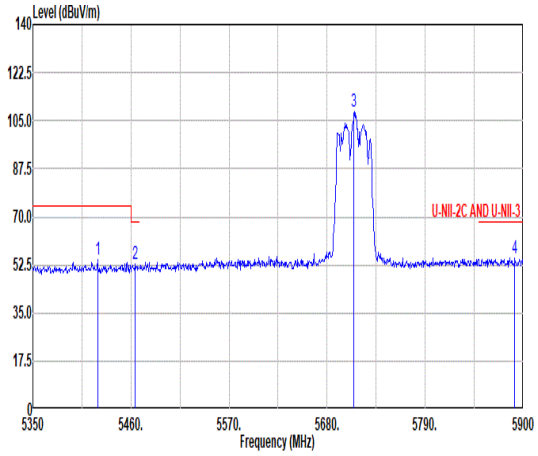 Freq Level Limit Line Margin Read Level Ant Factor Cable Loss Preamp Factor APos TPos Remark MHz dBuV/m dBuV/m dB dBuV dB/m dB dB cm deg 1 5422.60 54.15 74.00 -19.85 38.60 34.45 11.64 30.54 399 184 Peak 2 5464.95 52.68 68.30 -15.62 37.04 34.48 11.67 30.51 399 184 Peak 3 5710.00 108.50 ------ ------ 92.46 34.88 11.92 30.76 399 184 Peak 4 5890.65 54.90 68.30 -13.40 38.55 35.20 12.12 30.97 399 184 Peak	Blank
Avg	Blank	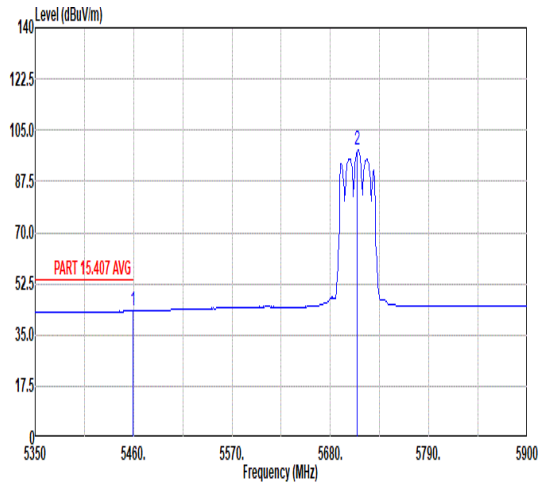 Freq Level Limit Line Margin Read Level Ant Factor Cable Loss Preamp Factor APos TPos Remark MHz dBuV/m dBuV/m dB dBuV dB/m dB dB cm deg 1 5458.90 43.24 54.00 -10.76 27.61 34.48 11.67 30.52 399 184 Average 2 5710.00 98.40 ------ ------ 82.36 34.88 11.92 30.76 399 184 Average

Mode	63	
	Harmonic	
	Straddle channels_5.47-5.85_802.11ax HE40_CH142_Full RU_5710MHz	
ANT	1+2	
Pol.	Horizontal	Vertical
Peak Avg	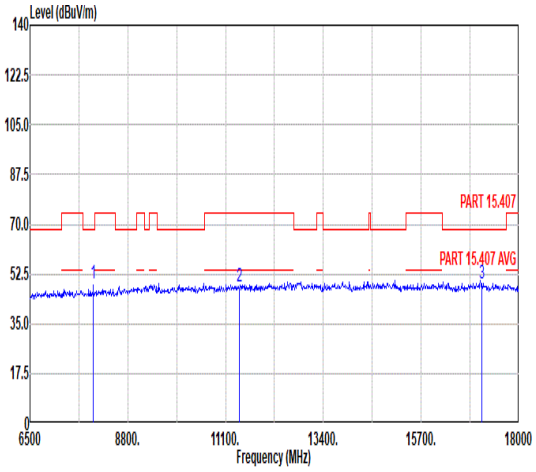 Freq Level Limit Line Margin Read Level Ant Factor Cable Loss Preamp Factor APos TPos Remark MHz dBuV/m dBuV/m dB dBuV dB/m dB dB cm deg 1 7994.00 49.09 68.30 -19.21 63.39 35.90 14.59 64.79 205 213 Peak 2 11420.00 48.05 74.00 -25.95 56.16 38.25 16.80 63.16 --- --- Peak 3 17130.00 49.07 68.30 -19.23 52.39 41.27 20.42 65.01 --- --- Peak	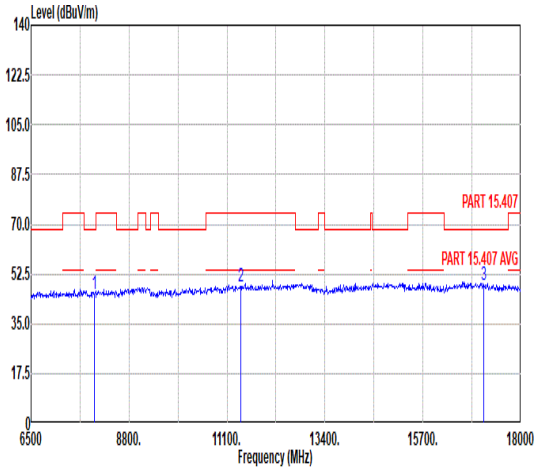 Freq Level Limit Line Margin Read Level Ant Factor Cable Loss Preamp Factor APos TPos Remark MHz dBuV/m dBuV/m dB dBuV dB/m dB dB cm deg 1 7994.00 45.57 68.30 -22.73 59.87 35.90 14.59 64.79 --- --- Peak 2 11420.00 47.89 74.00 -26.11 56.00 38.25 16.80 63.16 --- --- Peak 3 17130.00 48.54 68.30 -19.76 51.86 41.27 20.42 65.01 --- --- Peak

Mode	64	
	Band Edge	
	Straddle channels_5.47-5.85_802.11ax HE80_CH138_Full RU_5690MHz	
ANT	1+2	
Pol.	Horizontal	Fundamental
Peak	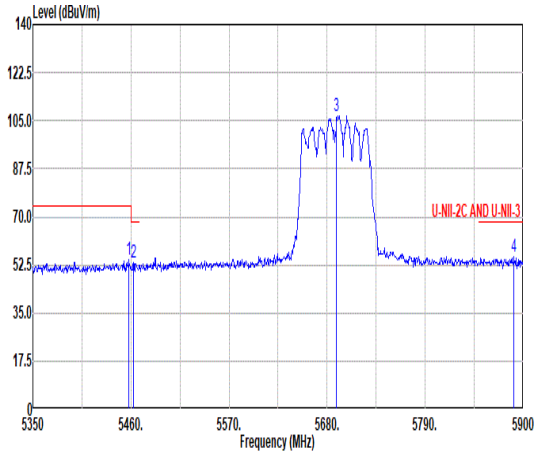 Freq Level Limit Line Margin Read Level Ant Factor Cable Loss Preamp Factor APos TPos Remark MHz dBuV/m dBuV/m dB dBuV dB/m dB dB cm deg 1 5457.80 54.64 74.00 -19.36 39.02 34.47 11.67 30.52 186 135 Peak 2 5462.75 53.19 68.30 -15.11 37.56 34.48 11.67 30.52 186 135 Peak 3 5690.00 106.78 ------ ------ 90.78 34.84 11.90 30.74 186 135 Peak 4 5889.55 55.60 68.30 -12.70 39.25 35.20 12.12 30.97 186 135 Peak	Blank
Avg	Blank	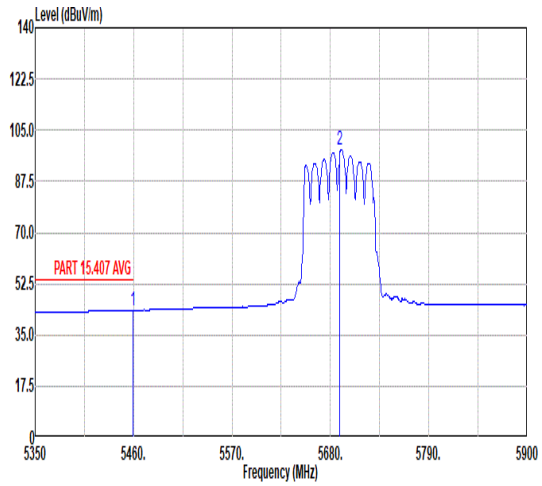 Freq Level Limit Line Margin Read Level Ant Factor Cable Loss Preamp Factor APos TPos Remark MHz dBuV/m dBuV/m dB dBuV dB/m dB dB cm deg 1 5459.45 43.52 54.00 -10.48 27.89 34.48 11.67 30.52 186 135 Average 2 5690.00 98.31 ------ ------ 82.31 34.84 11.90 30.74 186 135 Average

Mode	64	
	Band Edge	
	Straddle channels_5.47-5.85_802.11ax HE80_CH138_Full RU_5690MHz	
ANT	1+2	
Pol.	Vertical	Fundamental
Peak	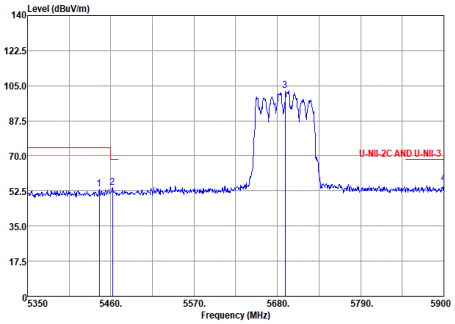 Over Limit Limit ReadAntenna Cable Preamp A/Pos T/Pos Freq Level Limit Line Level Factor Loss Factor Remark MHz dBuV/m dB dBuV/m dBuV dB/m dB dB cm deg 1 5444.600 53.45 -20.55 74.00 37.86 34.47 11.65 30.53 302 137 Peak 2 5462.200 54.02 -14.28 68.30 38.40 34.48 11.66 30.52 302 137 Peak 3 5690.000 102.64 ------ ------ 86.64 34.84 11.90 30.74 302 137 Peak 4 5900.000 55.98 -12.32 68.30 39.62 35.22 12.12 30.98 302 137 Peak	Blank
Avg	Blank	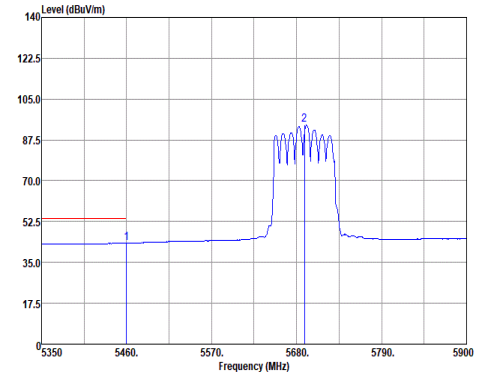 Over Limit Limit ReadAntenna Cable Preamp A/Pos T/Pos Freq Level Limit Line Level Factor Loss Factor Remark MHz dBuV/m dB dBuV/m dBuV dB/m dB dB cm deg 1 5460.000 43.34 -10.66 54.00 27.72 34.48 11.66 30.52 302 137 Average 2 5690.000 93.80 ------ ------ 77.80 34.84 11.90 30.74 302 137 Average

Mode	64	
	Harmonic	
	Straddle channels_5.47-5.85_802.11ax HE80_CH138_Full RU_5690MHz	
ANT	1+2	
Pol.	Horizontal	Vertical
Peak Avg	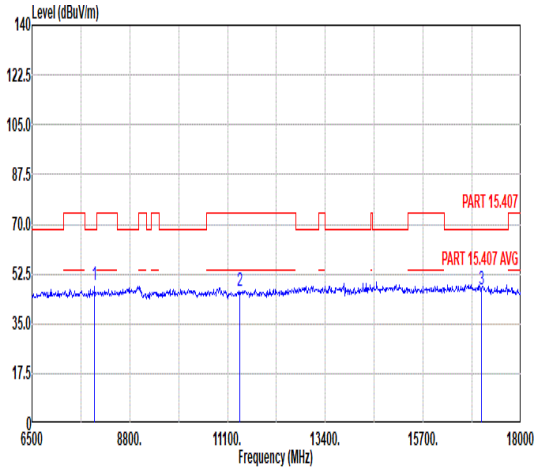 Freq Level Limit Line Margin Read Level Ant Factor Cable Loss Preamp Factor APos TPos Remark MHz dBuV/m dBuV/m dB dBuV dB/m dB dB cm deg 1 7966.00 48.85 68.30 -19.45 63.16 35.87 14.58 64.76 176 212 Peak 2 11380.00 46.42 74.00 -27.58 54.63 38.23 16.76 63.20 --- --- Peak 3 17070.00 47.21 68.30 -21.09 50.45 41.33 20.34 64.91 --- --- Peak	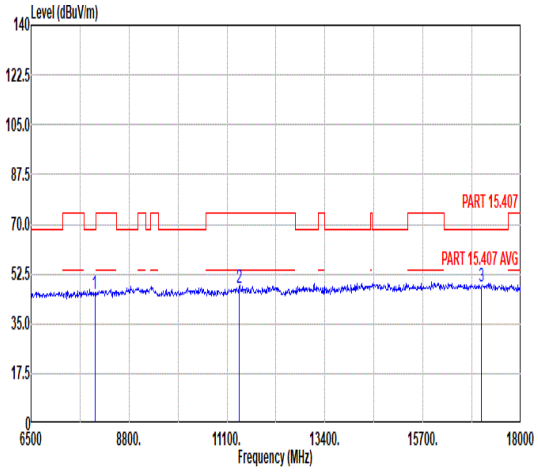 Freq Level Limit Line Margin Read Level Ant Factor Cable Loss Preamp Factor APos TPos Remark MHz dBuV/m dBuV/m dB dBuV dB/m dB dB cm deg 1 7996.00 45.41 68.30 -22.89 59.71 35.90 14.60 64.80 --- --- Peak 2 11380.00 47.75 74.00 -26.25 55.96 38.23 16.76 63.20 --- --- Peak 3 17070.00 47.90 68.30 -20.40 51.14 41.33 20.34 64.91 --- --- Peak

Mode	65	
	Band Edge	
	U-NII-1_5.15-5.25_802.11ax HE20_CH36_Partial RU 52/37_5180MHz	
ANT	1+2	
Pol.	Horizontal	Fundamental
Peak	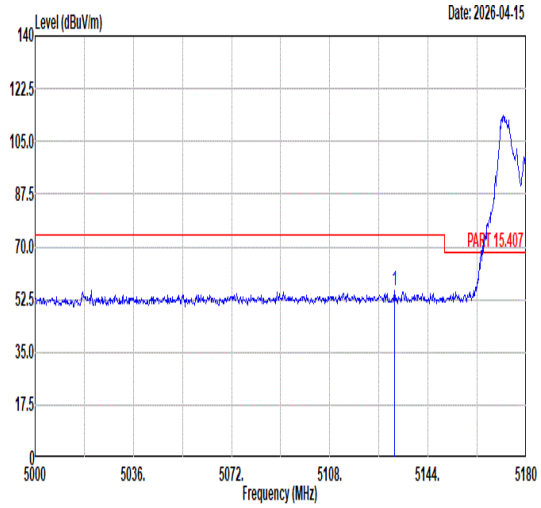 Freq Level Limit Line Margin (dB) Read Level Ant Factor Cable Loss Preamp Factor APos TPos Remark MHz dBuV/m dBuV/m dBuV dB/m dB dB cm deg 1 5131.76 55.32 74.00 -18.68 40.49 34.28 11.27 30.72 182 134 PEAK	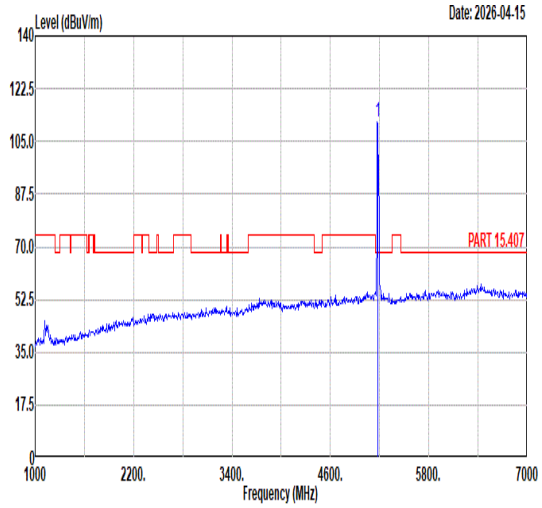 Freq Level Limit Line Margin (dB) Read Level Ant Factor Cable Loss Preamp Factor APos TPos Remark MHz dBuV/m dBuV/m dBuV dB/m dB dB cm deg 1 5180.00 111.53 ------ ------ 96.56 34.30 11.37 30.70 182 134 PEAK
Avg	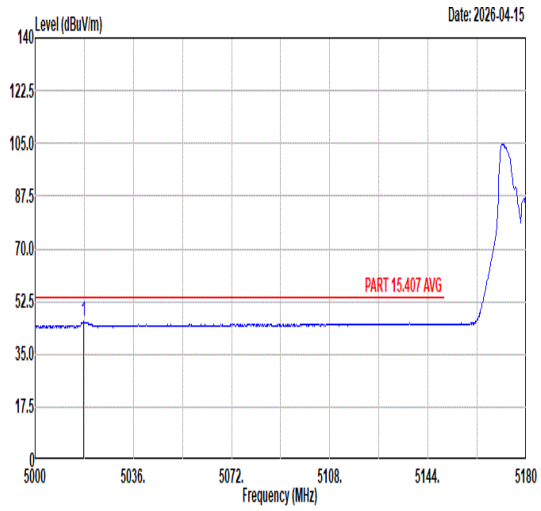 Freq Level Limit Line Margin (dB) Read Level Ant Factor Cable Loss Preamp Factor APos TPos Remark MHz dBuV/m dBuV/m dBuV dB/m dB dB cm deg 1 5017.64 45.75 54.00 -8.25 31.37 34.21 10.96 30.79 182 134 AVERAGE	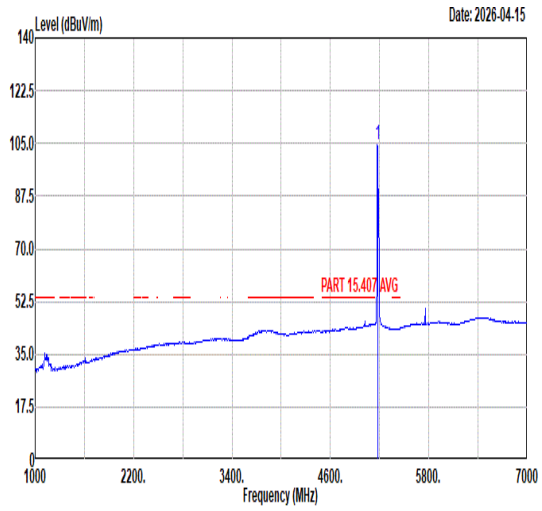 Freq Level Limit Line Margin (dB) Read Level Ant Factor Cable Loss Preamp Factor APos TPos Remark MHz dBuV/m dBuV/m dBuV dB/m dB dB cm deg 1 5180.00 104.54 ------ ------ 89.57 34.30 11.37 30.70 182 134 AVERAGE

Mode	65	
	Band Edge	
	U-NII-1_5.15-5.25_802.11ax HE20_CH36_Partial RU 52/37_5180MHz	
ANT	1+2	
Pol.	Vertical	Fundamental
Peak	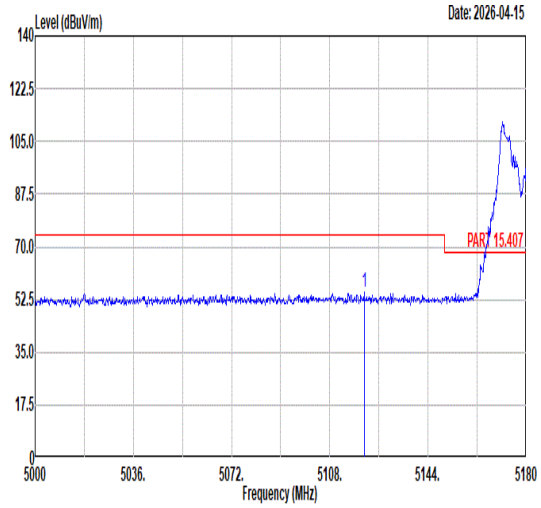 Freq Level Limit Line Margin (dB) Read Level Ant Factor Cable Loss Preamp Factor APos TPos Remark MHz dBuV/m dBuV/m dBuV dB/m dB dB cm deg 1 5120.60 54.79 74.00 -19.21 40.01 34.27 11.24 30.73 274 144 PEAK	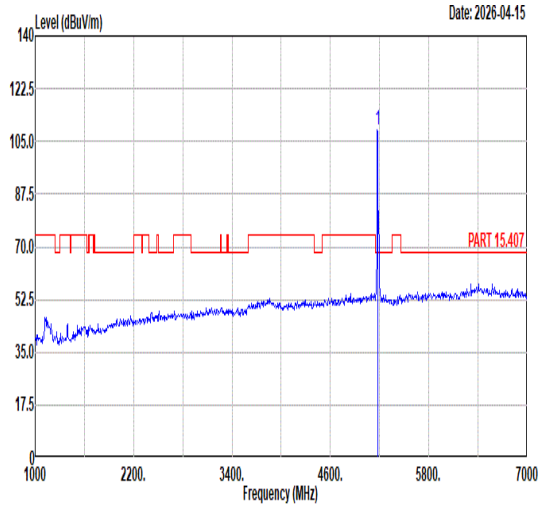 Freq Level Limit Line Margin (dB) Read Level Ant Factor Cable Loss Preamp Factor APos TPos Remark MHz dBuV/m dBuV/m dBuV dB/m dB dB cm deg 1 5180.00 108.97 ------ ------ 94.00 34.30 11.37 30.70 274 144 PEAK
Avg	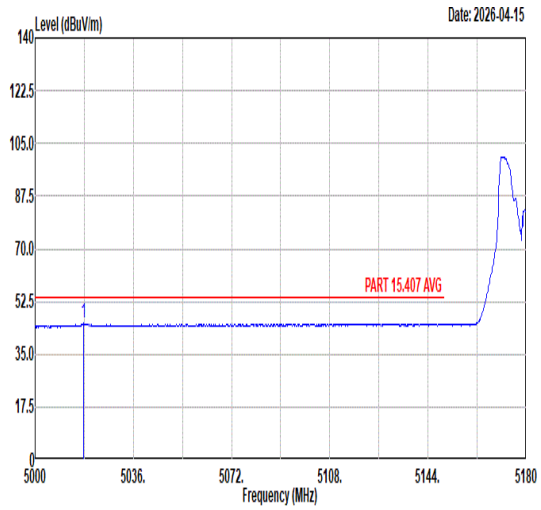 Freq Level Limit Line Margin (dB) Read Level Ant Factor Cable Loss Preamp Factor APos TPos Remark MHz dBuV/m dBuV/m dBuV dB/m dB dB cm deg 1 5017.82 45.17 54.00 -8.83 30.79 34.21 10.96 30.79 274 144 AVERAGE	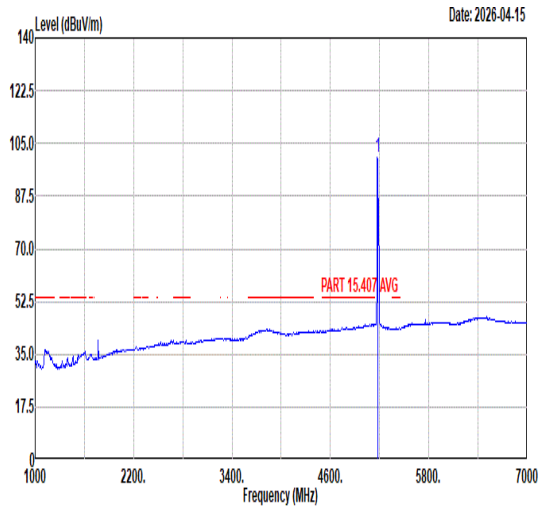 Freq Level Limit Line Margin (dB) Read Level Ant Factor Cable Loss Preamp Factor APos TPos Remark MHz dBuV/m dBuV/m dBuV dB/m dB dB cm deg 1 5180.00 100.52 ------ ------ 85.55 34.30 11.37 30.70 274 144 AVERAGE

Mode	66	
	Band Edge	
	U-NII-2A_5.25-5.35_802.11ax HE20_CH64_Partial RU 106/54_5320MHz	
ANT	1+2	
Pol.	Horizontal	Fundamental
Peak	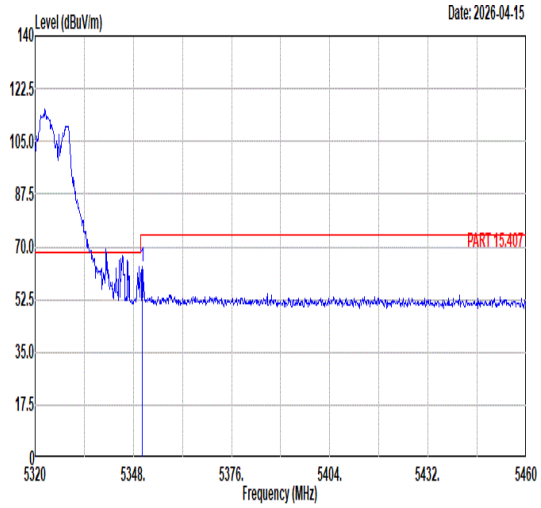 Freq Level Limit Line Margin (dB) Read Level Ant Factor Cable Loss Preamp Factor APos TPos Remark MHz dBuV/m dBuV/m dBuV dB/m dB dB cm deg 1 5350.52 63.26 74.00 -10.74 47.86 34.41 11.58 30.59 259 130 PEAK	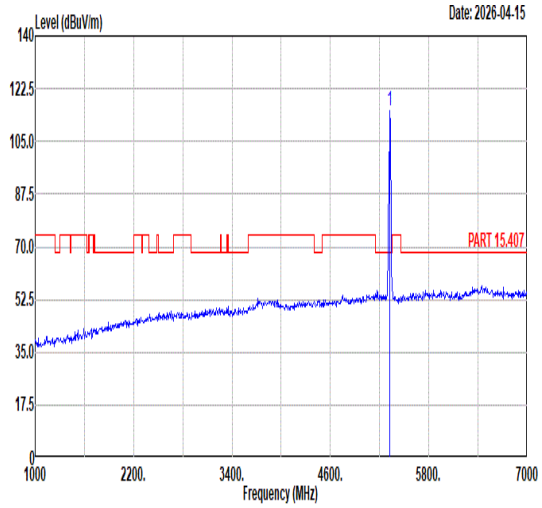 Freq Level Limit Line Margin (dB) Read Level Ant Factor Cable Loss Preamp Factor APos TPos Remark MHz dBuV/m dBuV/m dBuV dB/m dB dB cm deg 1 5320.00 115.04 ------ ------ 99.70 34.39 11.55 30.60 259 130 PEAK
Avg	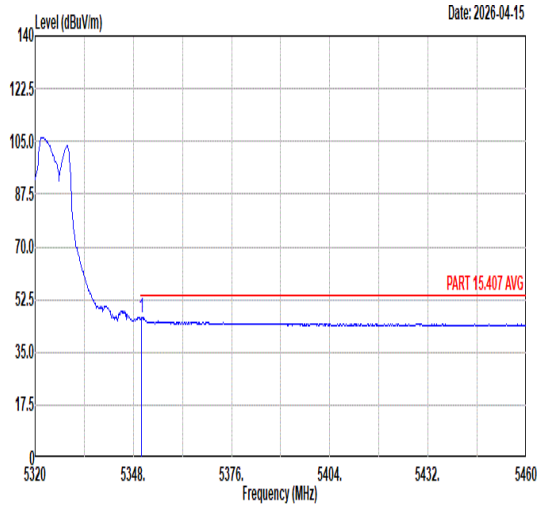 Freq Level Limit Line Margin (dB) Read Level Ant Factor Cable Loss Preamp Factor APos TPos Remark MHz dBuV/m dBuV/m dBuV dB/m dB dB cm deg 1 5350.38 46.49 54.00 -7.51 31.09 34.41 11.58 30.59 259 130 AVERAGE	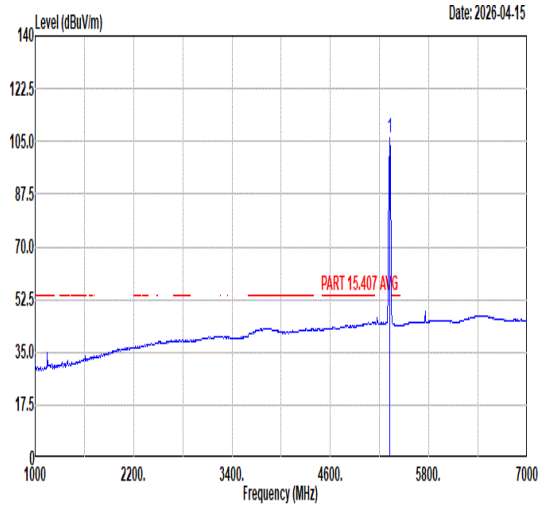 Freq Level Limit Line Margin (dB) Read Level Ant Factor Cable Loss Preamp Factor APos TPos Remark MHz dBuV/m dBuV/m dBuV dB/m dB dB cm deg 1 5320.00 106.07 ------ ------ 90.73 34.39 11.55 30.60 259 130 AVERAGE

Mode	66	
	Band Edge	
	U-NII-2A_5.25-5.35_802.11ax HE20_CH64_Partial RU 106/54_5320MHz	
ANT	1+2	
Pol.	Vertical	Fundamental
Peak	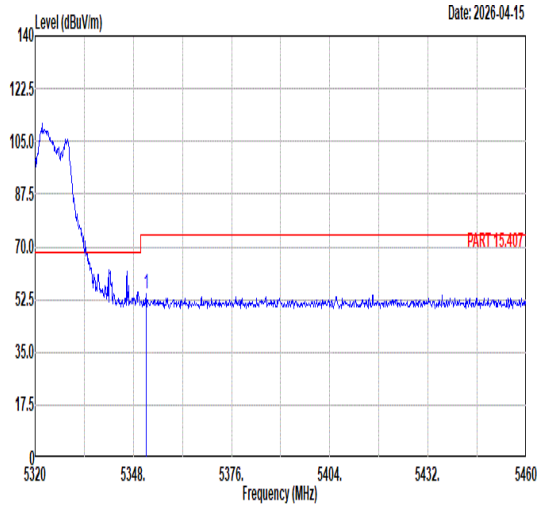 Freq Level Limit Line Margin (dB) Read Level Ant Factor Cable Loss Preamp Factor APos TPos Remark MHz dBuV/m dBuV/m dBuV dB/m dB dB cm deg 1 5351.64 54.55 74.00 -19.45 39.14 34.41 11.58 30.58 278 102 PEAK	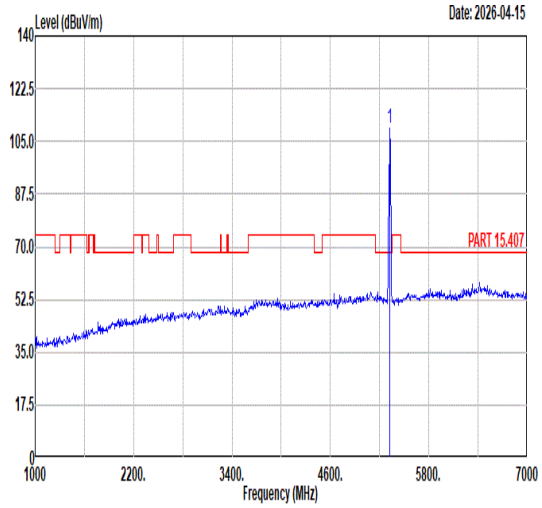 Freq Level Limit Line Margin (dB) Read Level Ant Factor Cable Loss Preamp Factor APos TPos Remark MHz dBuV/m dBuV/m dBuV dB/m dB dB cm deg 1 5320.00 109.31 ------ ------ 93.97 34.39 11.55 30.60 278 102 PEAK
Avg	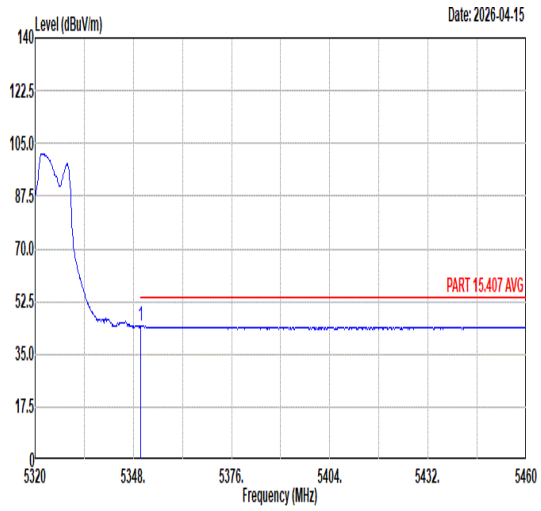 Freq Level Limit Line Margin (dB) Read Level Ant Factor Cable Loss Preamp Factor APos TPos Remark MHz dBuV/m dBuV/m dBuV dB/m dB dB cm deg 1 5350.10 44.48 54.00 -9.52 29.08 34.41 11.58 30.59 278 102 AVERAGE	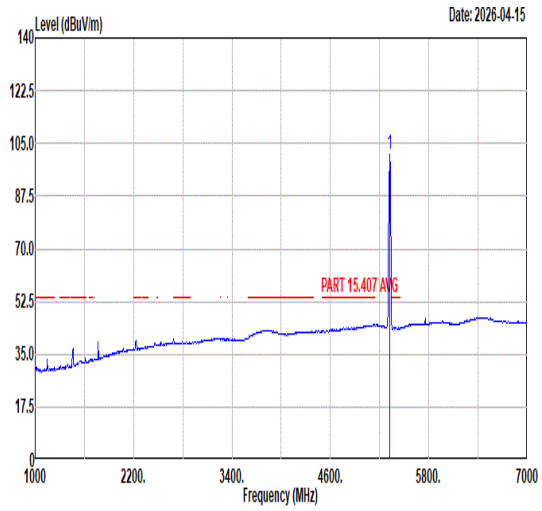 Freq Level Limit Line Margin (dB) Read Level Ant Factor Cable Loss Preamp Factor APos TPos Remark MHz dBuV/m dBuV/m dBuV dB/m dB dB cm deg 1 5320.00 101.33 ------ ------ 85.99 34.39 11.55 30.60 278 102 AVERAGE

Mode	67	
	Band Edge	
	U-NII-2C_5.47-5.725_802.11ax HE20_CH100_Partial RU 52/37_5500MHz	
ANT	1+2	
Pol.	Horizontal	Fundamental
Peak	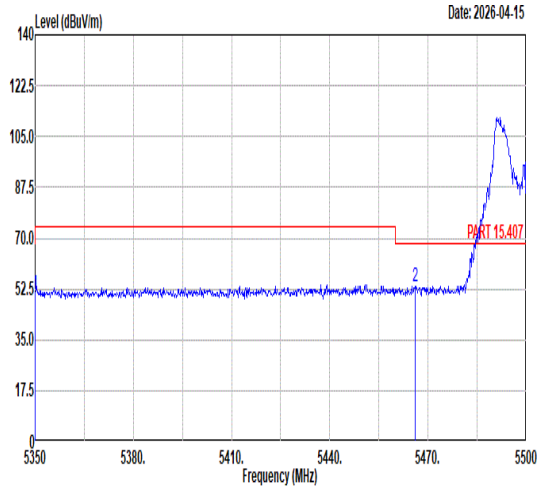 Freq Level Limit Line Margin (dB) Read Level Ant Factor Cable Loss Preamp Factor APos TPos Remark MHz dBuV/m dBuV/m dBuV dB/m dB dB cm deg 1 5350.00 50.76 68.30 -17.54 35.36 34.41 11.58 30.59 190 134 PEAK 2 5466.10 53.40 68.30 -14.90 37.75 34.48 11.68 30.51 190 134 PEAK	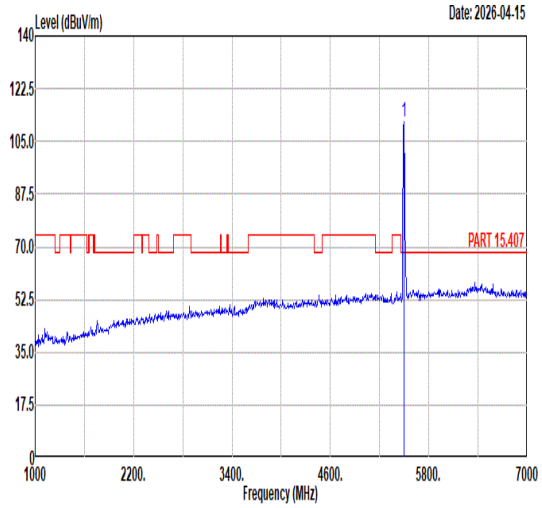 Freq Level Limit Line Margin (dB) Read Level Ant Factor Cable Loss Preamp Factor APos TPos Remark MHz dBuV/m dBuV/m dBuV dB/m dB dB cm deg 1 5500.00 111.49 ------ ------ 95.80 34.50 11.70 30.51 190 134 PEAK
Avg	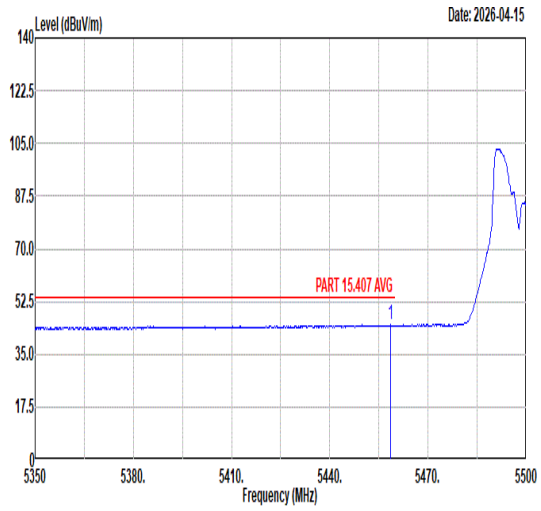 Freq Level Limit Line Margin (dB) Read Level Ant Factor Cable Loss Preamp Factor APos TPos Remark MHz dBuV/m dBuV/m dBuV dB/m dB dB cm deg 1 5458.60 44.71 54.00 -9.29 29.08 34.48 11.67 30.52 190 134 AVERAGE	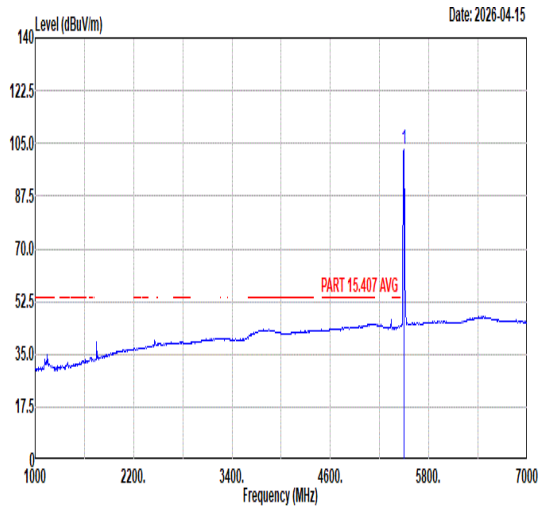 Freq Level Limit Line Margin (dB) Read Level Ant Factor Cable Loss Preamp Factor APos TPos Remark MHz dBuV/m dBuV/m dBuV dB/m dB dB cm deg 1 5500.00 103.09 ------ ------ 87.40 34.50 11.70 30.51 190 134 AVERAGE

Mode	67	
	Band Edge	
	U-NII-2C_5.47-5.725_802.11ax HE20_CH100_Partial RU 52/37_5500MHz	
ANT	1+2	
Pol.	Vertical	Fundamental
Peak	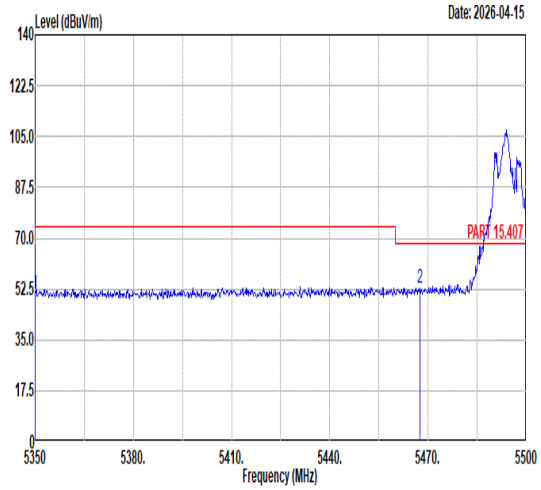 Freq Level Limit Line Margin (dB) Read Level Ant Factor Cable Loss Preamp Factor APos TPos Remark MHz dBuV/m dBuV/m dBuV dB/m dB dB cm deg 1 5350.00 50.61 68.30 -17.69 35.21 34.41 11.58 30.59 240 218 PEAK 2 5467.45 52.77 68.30 -15.53 37.12 34.48 11.68 30.51 240 218 PEAK	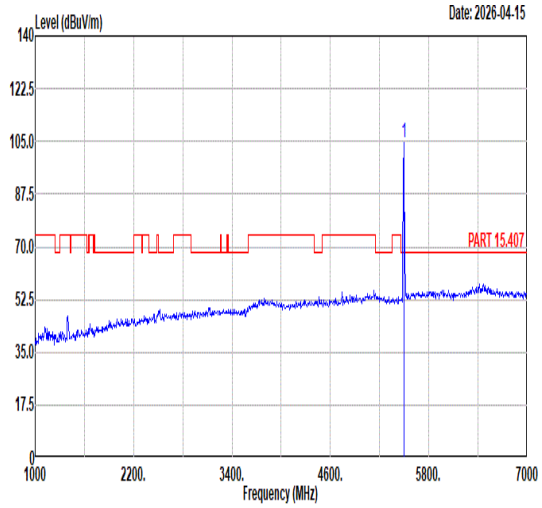 Freq Level Limit Line Margin (dB) Read Level Ant Factor Cable Loss Preamp Factor APos TPos Remark MHz dBuV/m dBuV/m dBuV dB/m dB dB cm deg 1 5500.00 104.81 ------ ------ 89.12 34.50 11.70 30.51 240 218 PEAK
Avg	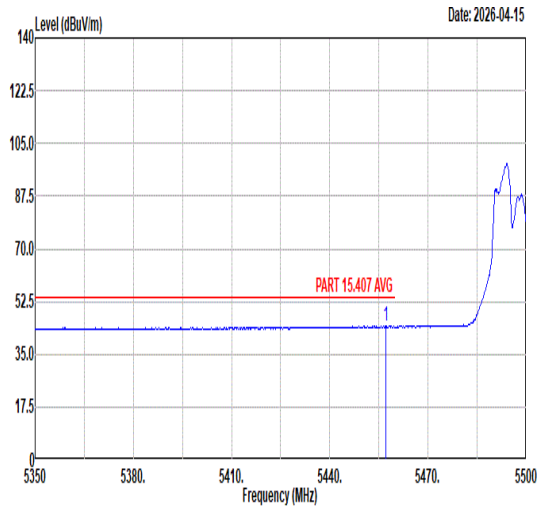 Freq Level Limit Line Margin (dB) Read Level Ant Factor Cable Loss Preamp Factor APos TPos Remark MHz dBuV/m dBuV/m dBuV dB/m dB dB cm deg 1 5457.10 44.30 54.00 -9.70 28.68 34.47 11.67 30.52 240 218 AVERAGE	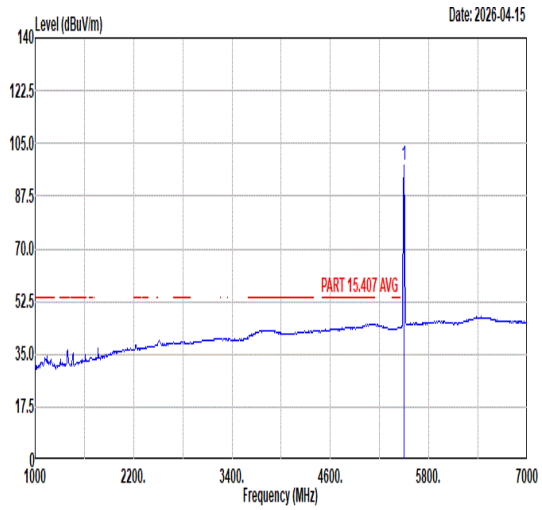 Freq Level Limit Line Margin (dB) Read Level Ant Factor Cable Loss Preamp Factor APos TPos Remark MHz dBuV/m dBuV/m dBuV dB/m dB dB cm deg 1 5500.00 97.85 ------ ------ 82.16 34.50 11.70 30.51 240 218 AVERAGE

Mode	68	
	Band Edge	
	U-NII-2C_5.47-5.725_802.11ax HE20_CH140_Partial RU 106/54_5700MHz	
ANT	1+2	
Pol.	Horizontal	Fundamental
Peak	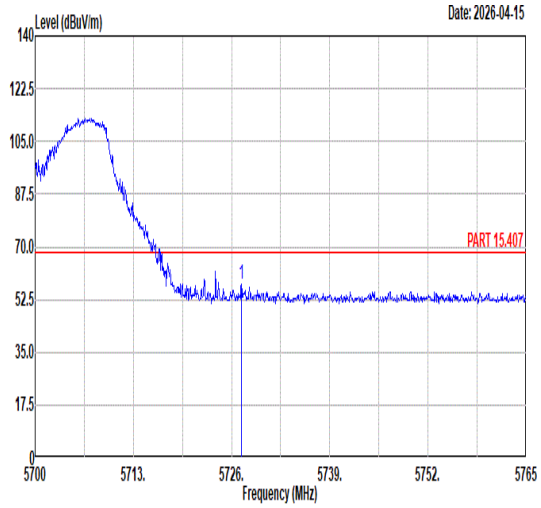 Freq Level Limit Line Margin (dB) Read Level Ant Factor Cable Loss Preamp Factor APos TPos Remark MHz dBuV/m dBuV/m dBuV dB/m dB dB cm deg 1 5727.30 57.33 68.30 -10.97 41.26 34.91 11.94 30.78 179 228 PEAK	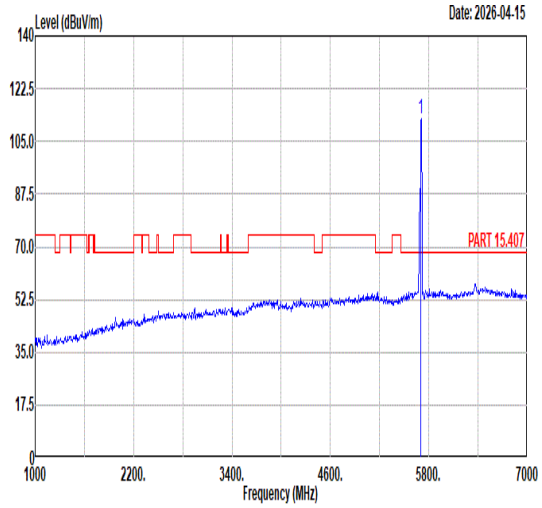 Freq Level Limit Line Margin (dB) Read Level Ant Factor Cable Loss Preamp Factor APos TPos Remark MHz dBuV/m dBuV/m dBuV dB/m dB dB cm deg 1 5700.00 112.32 ------ ------ 96.28 34.88 11.92 30.76 179 228 PEAK
Avg	Blank	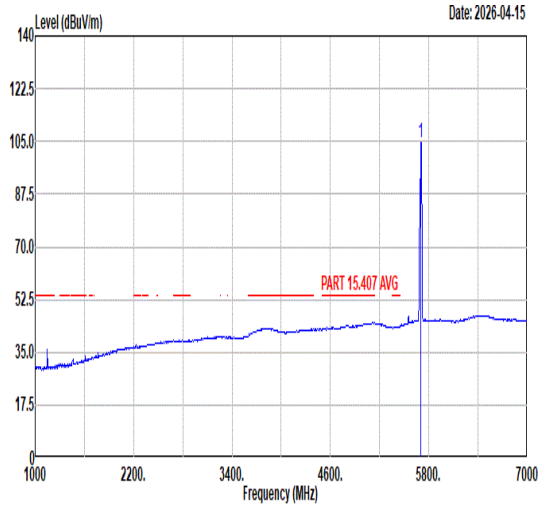 Freq Level Limit Line Margin (dB) Read Level Ant Factor Cable Loss Preamp Factor APos TPos Remark MHz dBuV/m dBuV/m dBuV dB/m dB dB cm deg 1 5700.00 104.42 ------ ------ 88.38 34.88 11.92 30.76 179 228 AVERAGE

Mode	68	
	Band Edge	
	U-NII-2C_5.47-5.725_802.11ax HE20_CH140_Partial RU 106/54_5700MHz	
ANT	1+2	
Pol.	Vertical	Fundamental
Peak	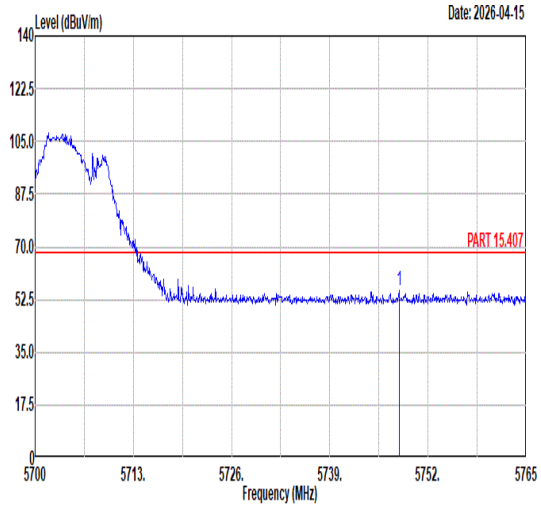 Freq Level Limit Line Margin (dB) Read Level Ant Factor Cable Loss Preamp Factor APos TPos Remark MHz dBuV/m dBuV/m dBuV dB/m dB dB cm deg 1 5748.17 55.59 68.30 -12.71 39.48 34.95 11.97 30.81 169 154 PEAK	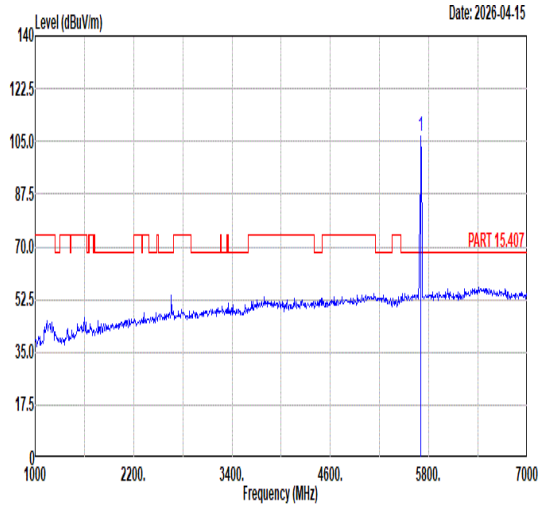 Freq Level Limit Line Margin (dB) Read Level Ant Factor Cable Loss Preamp Factor APos TPos Remark MHz dBuV/m dBuV/m dBuV dB/m dB dB cm deg 1 5700.00 106.96 ------ ------ 90.93 34.87 11.91 30.75 169 154 PEAK
Avg	Blank	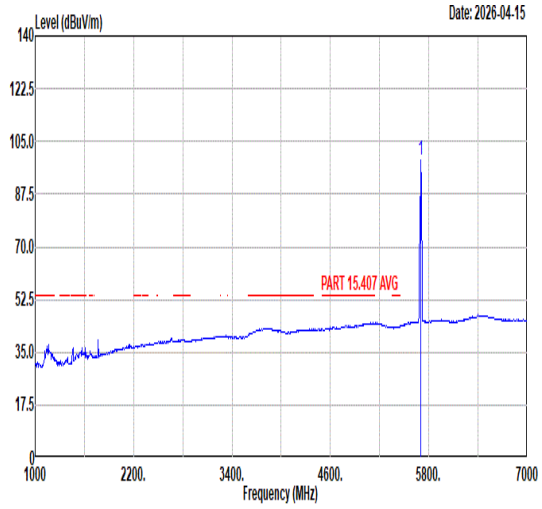 Freq Level Limit Line Margin (dB) Read Level Ant Factor Cable Loss Preamp Factor APos TPos Remark MHz dBuV/m dBuV/m dBuV dB/m dB dB cm deg 1 5700.00 98.58 ------ ------ 82.55 34.87 11.91 30.75 169 154 AVERAGE

Mode	69	
	Band Edge	
	U-NII-3_5.725-5.85_802.11a_CH149_5745MHz	
ANT	1	
Pol.	Horizontal	Fundamental
Peak	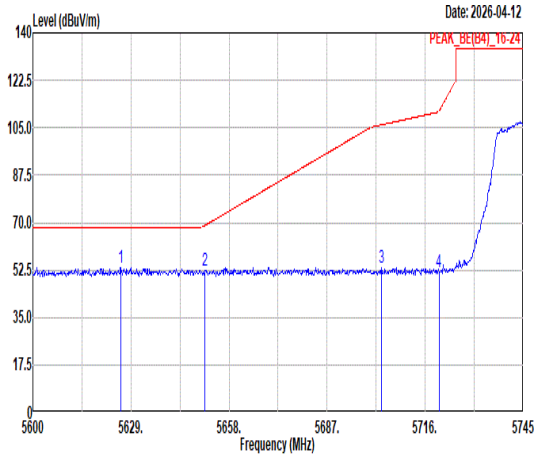 Freq Level Limit Line Margin (dB) Read Level Ant Factor Cable Loss Preamp Factor APos TPos Remark MHz dBuV/m dBuV/m dBuV dB/m dB dB cm deg 1 5626.10 53.38 68.30 -14.92 37.49 34.73 11.82 30.66 176 129 PEAK 2 5650.75 52.39 68.86 -16.47 36.46 34.77 11.85 30.69 176 129 PEAK 3 5703.10 53.21 106.07 -52.86 37.18 34.87 11.91 30.75 176 129 PEAK 4 5720.06 51.83 110.94 -59.11 35.77 34.90 11.93 30.77 176 129 PEAK	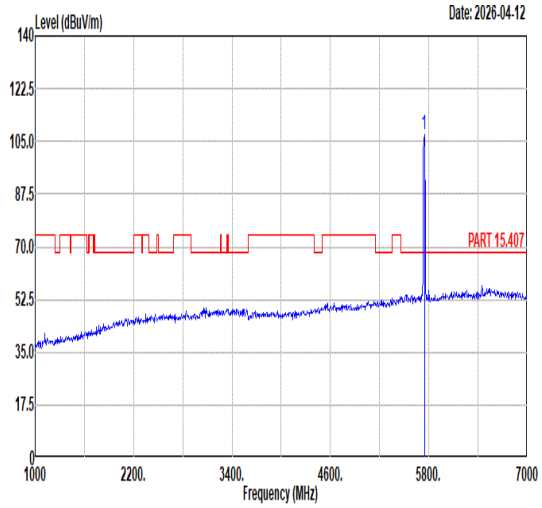 Freq Level Limit Line Margin (dB) Read Level Ant Factor Cable Loss Preamp Factor APos TPos Remark MHz dBuV/m dBuV/m dBuV dB/m dB dB cm deg 1 5745.00 107.00 ------ ------ 90.90 34.94 11.96 30.80 176 129 PEAK
Avg	Blank	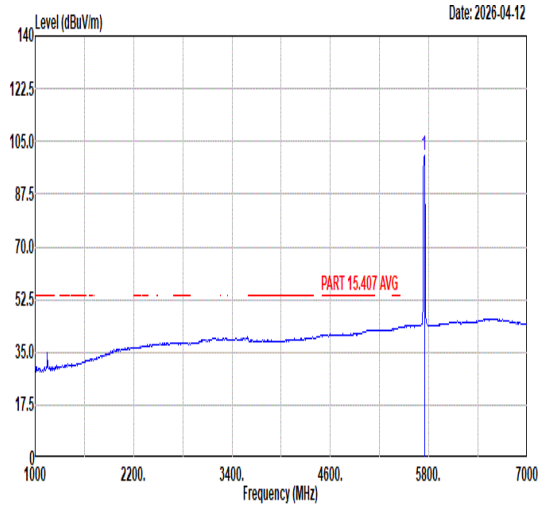 Freq Level Limit Line Margin (dB) Read Level Ant Factor Cable Loss Preamp Factor APos TPos Remark MHz dBuV/m dBuV/m dBuV dB/m dB dB cm deg 1 5745.00 100.21 ------ ------ 84.11 34.94 11.96 30.80 176 129 AVERAGE

Mode	69	
	Band Edge	
	U-NII-3_5.725-5.85_802.11a_CH149_5745MHz	
ANT	1	
Pol.	Vertical	Fundamental
Peak	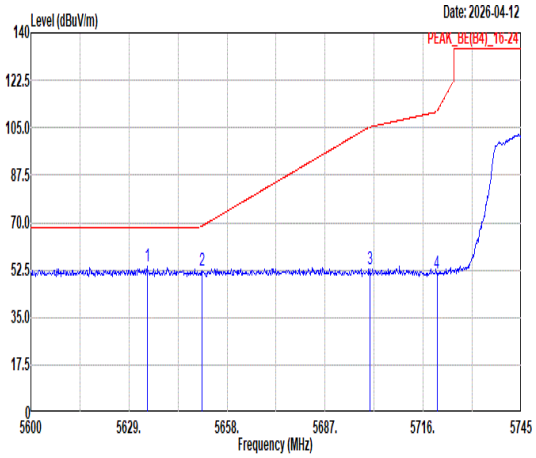 Freq Level Limit Line Margin (dB) Read Level Ant Factor Cable Loss Preamp Factor APos TPos Remark MHz dBuV/m dBuV/m dBuV dB/m dB dB cm deg 1 5634.37 53.73 68.30 -14.57 37.83 34.74 11.83 30.67 262 130 PEAK 2 5650.61 52.06 68.75 -16.69 36.13 34.77 11.85 30.69 262 130 PEAK 3 5700.34 52.63 105.30 -52.67 36.61 34.86 11.91 30.75 262 130 PEAK 4 5720.06 51.37 110.94 -59.57 35.31 34.90 11.93 30.77 262 130 PEAK	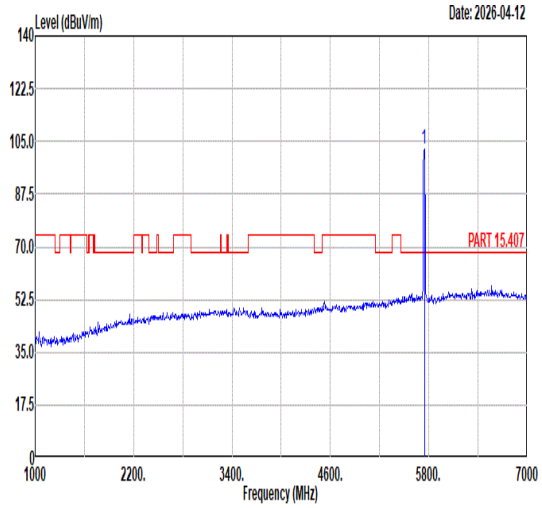 Freq Level Limit Line Margin (dB) Read Level Ant Factor Cable Loss Preamp Factor APos TPos Remark MHz dBuV/m dBuV/m dBuV dB/m dB dB cm deg 1 5745.00 102.68 ------ ------ 86.58 34.94 11.96 30.80 262 130 PEAK
Avg	Blank	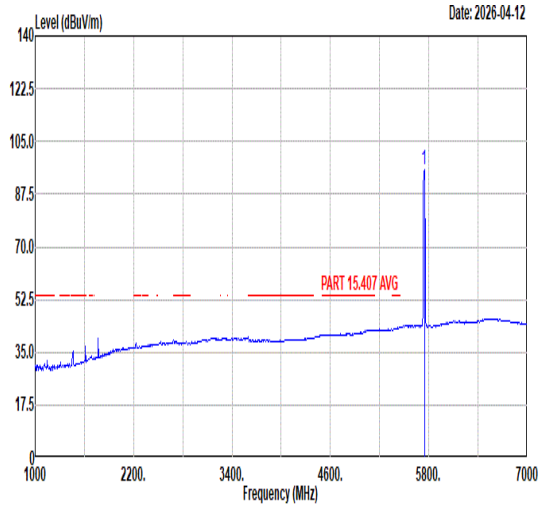 Freq Level Limit Line Margin (dB) Read Level Ant Factor Cable Loss Preamp Factor APos TPos Remark MHz dBuV/m dBuV/m dBuV dB/m dB dB cm deg 1 5745.00 95.60 ------ ------ 79.50 34.94 11.96 30.80 262 130 AVERAGE

Mode	69	
	Harmonic	
	U-NII-3_5.725-5.85_802.11a_CH149_5745MHz	
ANT	1	
Pol.	Horizontal	Vertical
Peak Avg	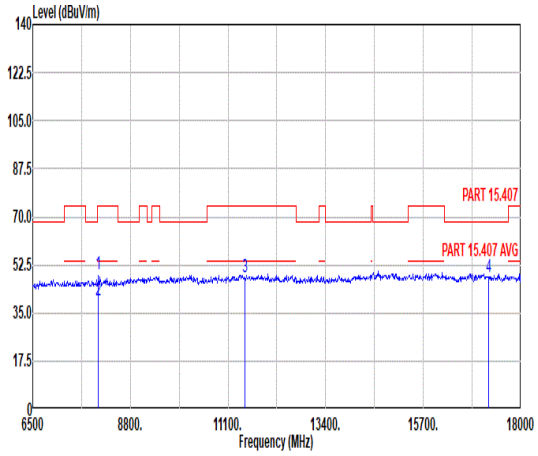 Freq Level Limit Line Margin Read Level Ant Factor Cable Loss Preamp Factor APos TPos Remark MHz dBuV/m dBuV/m dB dBuV dB/m dB dB cm deg 1 8043.00 49.26 74.00 -24.74 63.49 35.89 14.63 64.75 161 209 Peak 2 8043.00 39.61 54.00 -14.39 53.84 35.89 14.63 64.75 161 209 Average 3 11490.00 48.31 74.00 -25.69 56.29 38.29 16.84 63.11 --- --- Peak 4 17235.00 48.01 68.30 -20.29 51.49 41.17 20.53 65.18 --- --- Peak	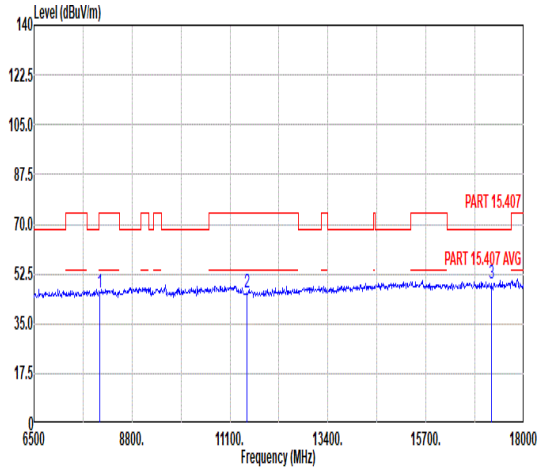 Freq Level Limit Line Margin Read Level Ant Factor Cable Loss Preamp Factor APos TPos Remark MHz dBuV/m dBuV/m dB dBuV dB/m dB dB cm deg 1 8041.00 46.15 74.00 -27.85 60.38 35.89 14.63 64.75 --- --- Peak 2 11490.00 45.90 74.00 -28.10 53.88 38.29 16.84 63.11 --- --- Peak 3 17235.00 49.00 68.30 -19.30 52.48 41.17 20.53 65.18 --- --- Peak

Mode	70	
	Harmonic	
	U-NII-3_5.725-5.85_802.11a_CH157_5785MHz	
ANT	1	
Pol.	Horizontal	Vertical
Peak Avg	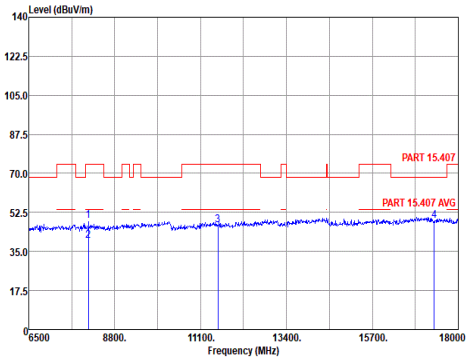 Freq Level Over Limit Limit Line ReadAntenna Level Factor Cable Loss Preamp Factor A/Pos T/Pos Remark MHz dBuV/m dB dBuV/m dBuV dB/m dB dB cm deg 1 8099.000 48.83 -25.17 74.00 62.96 35.88 14.67 64.68 159 138 Peak 2 8099.000 39.69 -14.31 54.00 53.82 35.88 14.67 64.68 159 138 Average 3 11570.000 46.98 -27.02 74.00 54.96 38.37 16.90 63.25 --- --- Peak 4 17355.000 48.65 -19.65 68.30 52.38 41.05 20.59 65.37 --- --- Peak	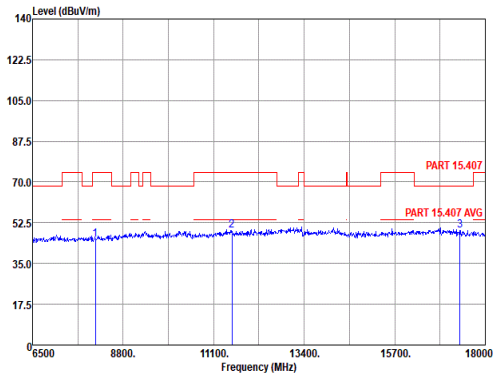 Freq Level Over Limit Limit Line ReadAntenna Level Factor Cable Loss Preamp Factor A/Pos T/Pos Remark MHz dBuV/m dB dBuV/m dBuV dB/m dB dB cm deg 1 8099.000 45.19 -28.81 74.00 59.32 35.88 14.67 64.68 --- --- Peak 2 11570.000 49.13 -24.87 74.00 57.11 38.37 16.90 63.25 --- --- Peak 3 17355.000 49.03 -19.27 68.30 52.76 41.05 20.59 65.37 --- --- Peak

Mode	71	
	Band Edge	
	U-NII-3_5.725-5.85_802.11a_CH165_5825MHz	
ANT	1	
Pol.	Horizontal	Fundamental
Peak	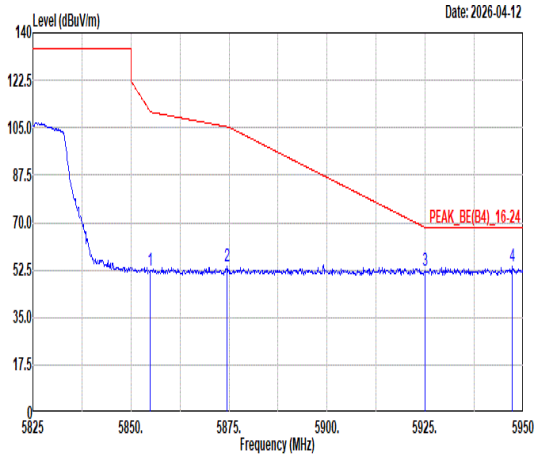 Freq Level Limit Line Margin (dB) Read Level Ant Factor Cable Loss Preamp Factor APos TPos Remark MHz dBuV/m dBuV/m dBuV dB/m dB dB cm deg 1 5854.88 52.48 111.08 -58.60 36.19 35.14 12.08 30.93 182 127 PEAK 2 5874.50 53.72 105.34 -51.62 37.40 35.17 12.10 30.95 182 127 PEAK 3 5924.88 52.36 68.29 -15.93 35.96 35.26 12.15 31.01 182 127 PEAK 4 5947.25 53.70 68.30 -14.60 37.25 35.31 12.18 31.04 182 127 PEAK	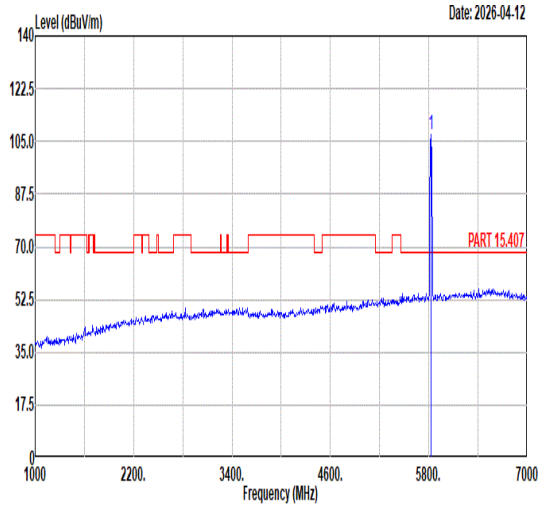 Freq Level Limit Line Margin (dB) Read Level Ant Factor Cable Loss Preamp Factor APos TPos Remark MHz dBuV/m dBuV/m dBuV dB/m dB dB cm deg 1 5825.00 107.14 ------ ------ 90.91 35.08 12.05 30.90 182 127 PEAK
Avg	Blank	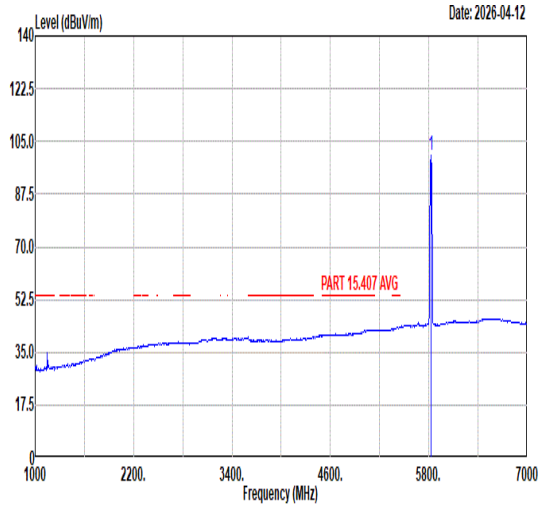 Freq Level Limit Line Margin (dB) Read Level Ant Factor Cable Loss Preamp Factor APos TPos Remark MHz dBuV/m dBuV/m dBuV dB/m dB dB cm deg 1 5825.00 100.49 ------ ------ 84.26 35.08 12.05 30.90 182 127 AVERAGE

Mode	71
	Band Edge
	U-NII-3_5.725-5.85_802.11a_CH165_5825MHz
ANT	1

Pol.	Vertical	Fundamental
Peak	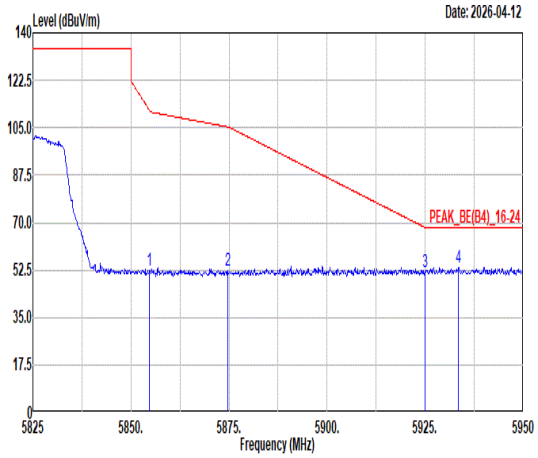 Freq Level Limit Line Margin (dB) Read Level Ant Factor Cable Loss Preamp Factor APos TPos Remark MHz dBuV/m dBuV/m dBuV dB/m dB dB cm deg 1 5854.75 52.48 111.37 -58.89 36.19 35.14 12.08 30.93 258 130 PEAK 2 5874.75 52.11 105.27 -53.16 35.79 35.17 12.10 30.95 258 130 PEAK 3 5925.00 51.99 68.20 -16.21 35.59 35.26 12.15 31.01 258 130 PEAK 4 5933.50 53.39 68.30 -14.91 36.97 35.28 12.16 31.02 258 130 PEAK	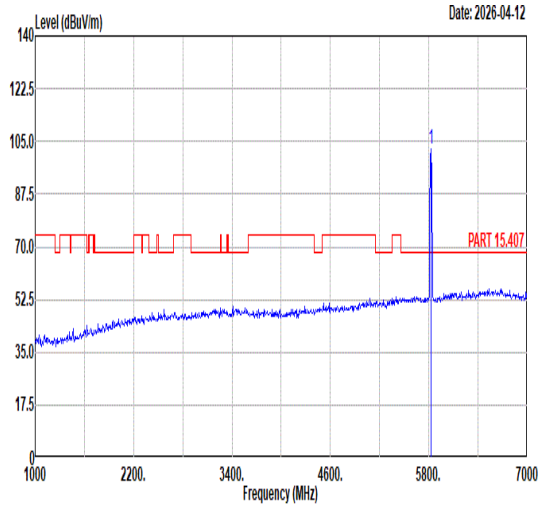 Freq Level Limit Line Margin (dB) Read Level Ant Factor Cable Loss Preamp Factor APos TPos Remark MHz dBuV/m dBuV/m dBuV dB/m dB dB cm deg 1 5825.00 102.37 ------ ------ 86.14 35.08 12.05 30.90 258 130 PEAK
Avg	Blank	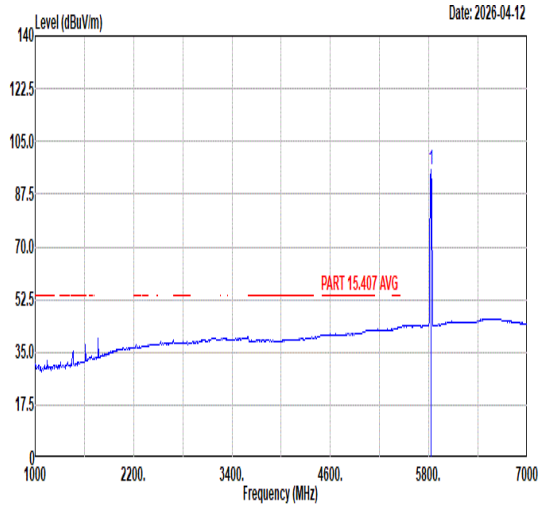 Freq Level Limit Line Margin (dB) Read Level Ant Factor Cable Loss Preamp Factor APos TPos Remark MHz dBuV/m dBuV/m dBuV dB/m dB dB cm deg 1 5825.00 95.64 ------ ------ 79.41 35.08 12.05 30.90 258 130 AVERAGE

Mode	71	
	Harmonic	
	U-NII-3_5.725-5.85_802.11a_CH165_5825MHz	
ANT	1	
Pol.	Horizontal	Vertical
Peak Avg	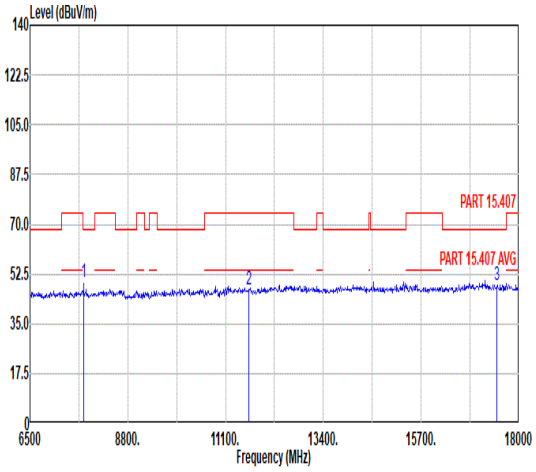 Freq Level Limit Line Margin Read Level Ant Factor Cable Loss Preamp Factor APos TPos Remark MHz dBuV/m dBuV/m dB dBuV dB/m dB dB cm deg 1 7766.00 49.69 68.30 -18.61 64.11 35.71 14.39 64.52 204 237 Peak 2 11650.00 47.14 74.00 -26.86 55.17 38.45 16.95 63.43 --- --- Peak 3 17475.00 48.68 68.30 -19.62 52.69 40.93 20.62 65.56 --- --- Peak	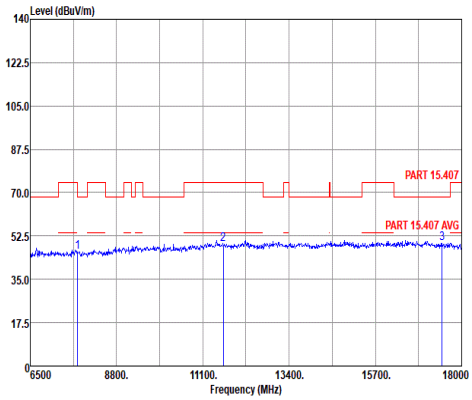 Freq Level Over Limit Limit Line Read Level Antenna Factor Cable Loss Preamp Factor A/Pos T/Pos Remark MHz dBuV/m dB dBuV/m dBuV dB/m dB dB cm deg 1 7766.000 45.99 -22.31 68.30 60.41 35.71 14.39 64.52 --- --- Peak 2 11650.000 49.12 -24.88 74.00 57.16 38.45 16.94 63.43 --- --- Peak 3 17475.000 49.53 -18.77 68.30 53.54 40.93 20.62 65.56 --- --- Peak

Mode	72
	Band Edge
	U-NII-3_5.725-5.85_802.11a_CH149_5745MHz
ANT	2

Pol.	Horizontal	Fundamental
Peak	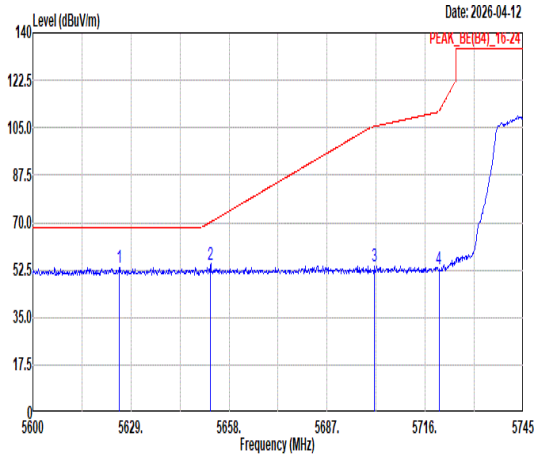 Freq Level Limit Line Margin (dB) Read Level Ant Factor Cable Loss Preamp Factor APos TPos Remark MHz dBuV/m dBuV/m dBuV dB/m dB dB cm deg 1 5625.52 53.55 68.30 -14.75 37.66 34.73 11.82 30.66 177 216 PEAK 2 5652.49 54.67 70.15 -15.48 38.74 34.77 11.85 30.69 177 216 PEAK 3 5701.07 53.63 105.50 -51.87 37.61 34.86 11.91 30.75 177 216 PEAK 4 5720.06 52.99 110.94 -57.95 36.93 34.90 11.93 30.77 177 216 PEAK	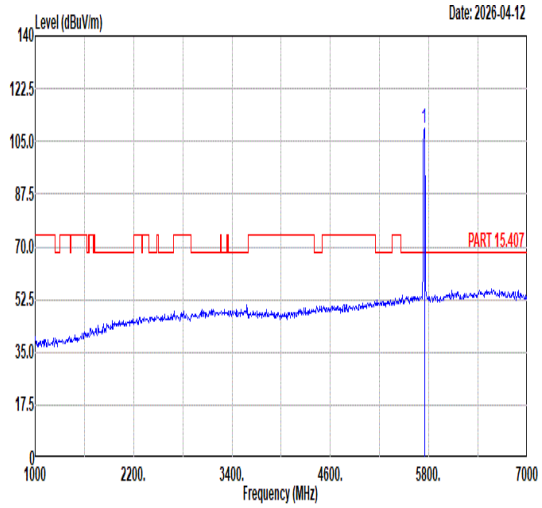 Freq Level Limit Line Margin (dB) Read Level Ant Factor Cable Loss Preamp Factor APos TPos Remark MHz dBuV/m dBuV/m dBuV dB/m dB dB cm deg 1 5745.00 109.12 ------ ------ 93.02 34.94 11.96 30.80 177 216 PEAK
Avg	Blank	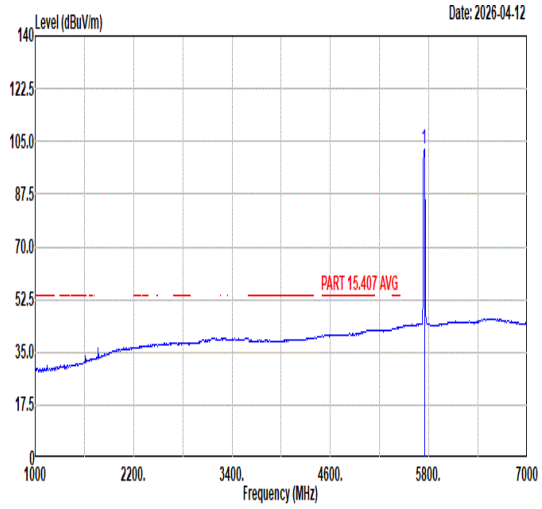 Freq Level Limit Line Margin (dB) Read Level Ant Factor Cable Loss Preamp Factor APos TPos Remark MHz dBuV/m dBuV/m dBuV dB/m dB dB cm deg 1 5745.00 102.27 ------ ------ 86.17 34.94 11.96 30.80 177 216 AVERAGE

Mode	72	
	Band Edge	
	U-NII-3_5.725-5.85_802.11a_CH149_5745MHz	
ANT	2	
Pol.	Vertical	Fundamental
Peak	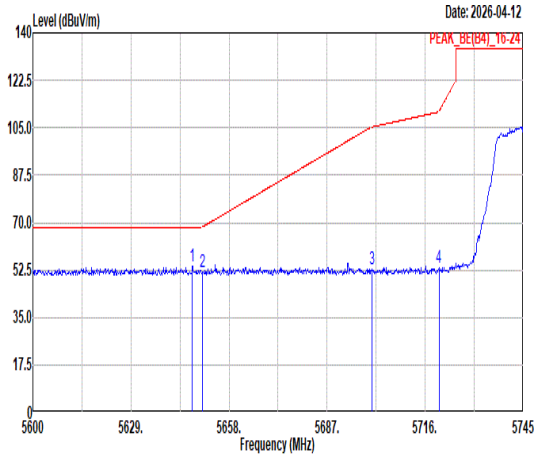 Freq Level Limit Line Margin (dB) Read Level Ant Factor Cable Loss Preamp Factor APos TPos Remark MHz dBuV/m dBuV/m dBuV dB/m dB dB cm deg 1 5647.13 54.13 68.30 -14.17 38.21 34.76 11.85 30.69 332 207 PEAK 2 5650.17 51.72 68.43 -16.71 35.79 34.77 11.85 30.69 332 207 PEAK 3 5700.20 52.64 105.25 -52.61 36.62 34.86 11.91 30.75 332 207 PEAK 4 5720.06 53.49 110.94 -57.45 37.43 34.90 11.93 30.77 332 207 PEAK	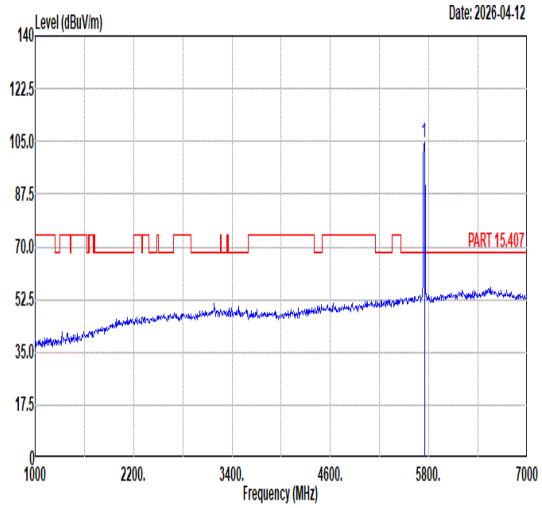 Freq Level Limit Line Margin (dB) Read Level Ant Factor Cable Loss Preamp Factor APos TPos Remark MHz dBuV/m dBuV/m dBuV dB/m dB dB cm deg 1 5745.00 104.84 ------ ------ 88.74 34.94 11.96 30.80 332 207 PEAK
Avg	Blank	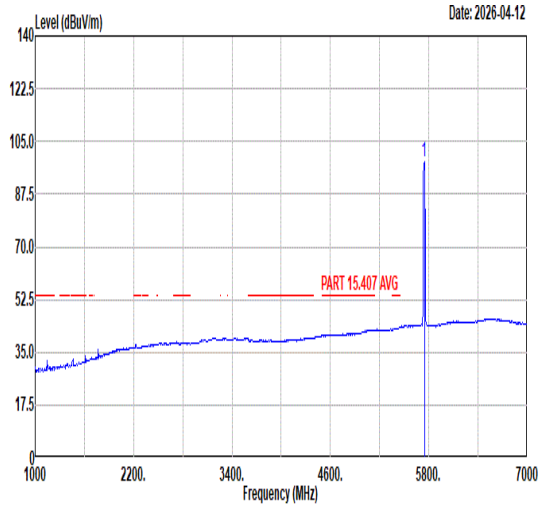 Freq Level Limit Line Margin (dB) Read Level Ant Factor Cable Loss Preamp Factor APos TPos Remark MHz dBuV/m dBuV/m dBuV dB/m dB dB cm deg 1 5745.00 98.43 ------ ------ 82.33 34.94 11.96 30.80 332 207 AVERAGE

Mode	72	
	Harmonic	
	U-NII-3_5.725-5.85_802.11a_CH149_5745MHz	
ANT	2	
Pol.	Horizontal	Vertical
Peak Avg	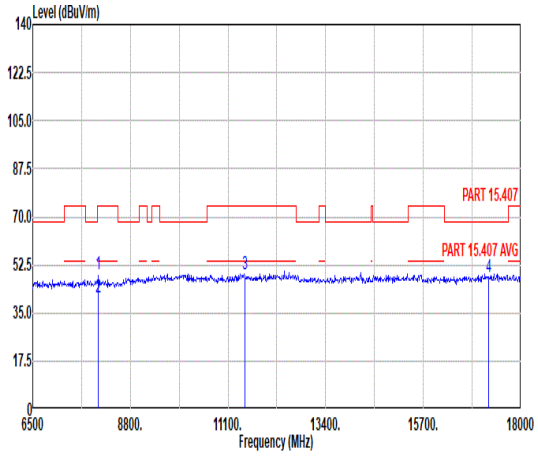 Freq Level Limit Line Margin Read Level Ant Factor Cable Loss Preamp Factor APos TPos Remark MHz dBuV/m dBuV/m dB dBuV dB/m dB dB cm deg 1 8043.00 49.25 74.00 -24.75 63.48 35.89 14.63 64.75 193 211 Peak 2 8043.00 40.62 54.00 -13.38 54.85 35.89 14.63 64.75 193 211 Average 3 11490.00 49.06 74.00 -24.94 57.04 38.29 16.84 63.11 --- --- Peak 4 17235.00 48.16 68.30 -20.14 51.64 41.17 20.53 65.18 --- --- Peak	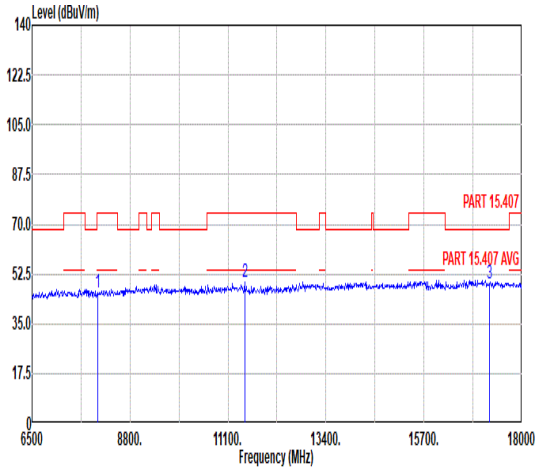 Freq Level Limit Line Margin Read Level Ant Factor Cable Loss Preamp Factor APos TPos Remark MHz dBuV/m dBuV/m dB dBuV dB/m dB dB cm deg 1 8041.00 45.81 74.00 -28.19 60.04 35.89 14.63 64.75 --- --- Peak 2 11490.00 49.50 74.00 -24.50 57.48 38.29 16.84 63.11 --- --- Peak 3 17235.00 48.99 68.30 -19.31 52.47 41.17 20.53 65.18 --- --- Peak

Mode	73	
	Harmonic	
	U-NII-3_5.725-5.85_802.11a_CH157_5785MHz	
ANT	2	
Pol.	Horizontal	Vertical
Peak Avg	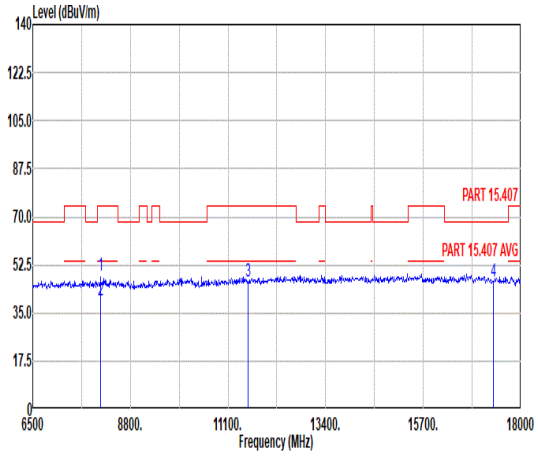 Freq Level Limit Line Margin Read Level Ant Factor Cable Loss Preamp Factor APos TPos Remark MHz dBuV/m dBuV/m dB dBuV dB/m dB dB cm deg 1 8099.00 48.52 74.00 -25.48 62.65 35.88 14.67 64.68 161 139 Peak 2 8099.00 39.78 54.00 -14.22 53.91 35.88 14.67 64.68 161 139 Average 3 11570.00 46.58 74.00 -27.42 54.56 38.37 16.90 63.25 --- --- Peak 4 17355.00 46.50 68.30 -21.80 50.23 41.05 20.59 65.37 --- --- Peak	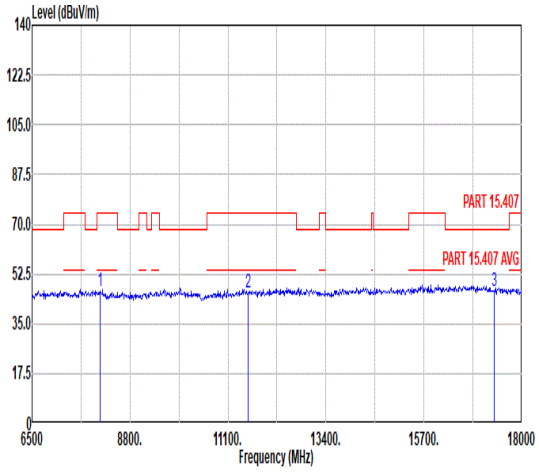 Freq Level Limit Line Margin Read Level Ant Factor Cable Loss Preamp Factor APos TPos Remark MHz dBuV/m dBuV/m dB dBuV dB/m dB dB cm deg 1 8099.00 46.48 74.00 -27.52 60.61 35.88 14.67 64.68 --- --- Peak 2 11570.00 46.13 74.00 -27.87 54.11 38.37 16.90 63.25 --- --- Peak 3 17355.00 46.65 68.30 -21.65 50.38 41.05 20.59 65.37 --- --- Peak

Mode	74	
	Band Edge	
	U-NII-3_5.725-5.85_802.11a_CH165_5825MHz	
ANT	2	
Pol.	Horizontal	Fundamental
Peak	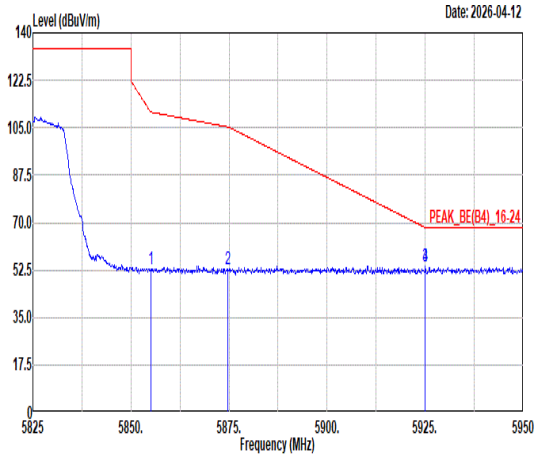 Freq Level Limit Line Margin (dB) Read Level Ant Factor Cable Loss Preamp Factor APos TPos Remark MHz dBuV/m dBuV/m dBuV dB/m dB dB cm deg 1 5855.00 52.75 110.80 -58.05 36.46 35.14 12.08 30.93 170 218 PEAK 2 5874.63 52.90 105.30 -52.40 36.58 35.17 12.10 30.95 170 218 PEAK 3 5925.00 53.72 68.20 -14.48 37.32 35.26 12.15 31.01 170 218 PEAK 4 5925.00 53.72 68.20 -14.48 37.32 35.26 12.15 31.01 170 218 PEAK	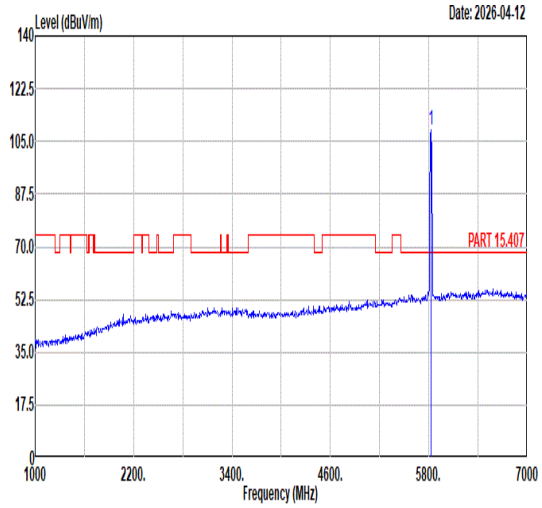 Freq Level Limit Line Margin (dB) Read Level Ant Factor Cable Loss Preamp Factor APos TPos Remark MHz dBuV/m dBuV/m dBuV dB/m dB dB cm deg 1 5825.00 108.58 ------ ------ 92.35 35.08 12.05 30.90 170 218 PEAK
Avg	Blank	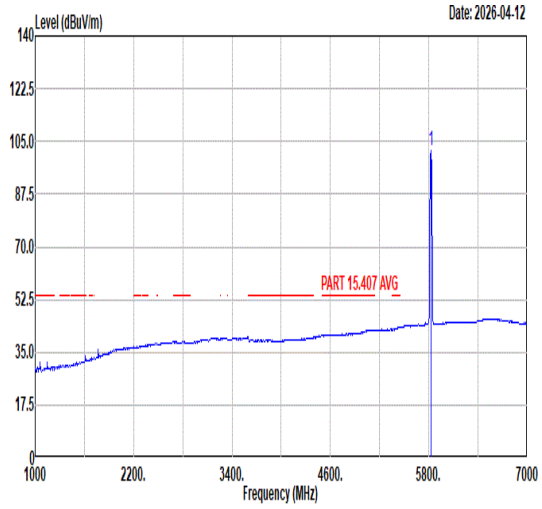 Freq Level Limit Line Margin (dB) Read Level Ant Factor Cable Loss Preamp Factor APos TPos Remark MHz dBuV/m dBuV/m dBuV dB/m dB dB cm deg 1 5825.00 102.13 ------ ------ 85.90 35.08 12.05 30.90 170 218 AVERAGE

Mode	74	
	Band Edge	
	U-NII-3_5.725-5.85_802.11a_CH165_5825MHz	
ANT	2	
Pol.	Vertical	Fundamental
Peak	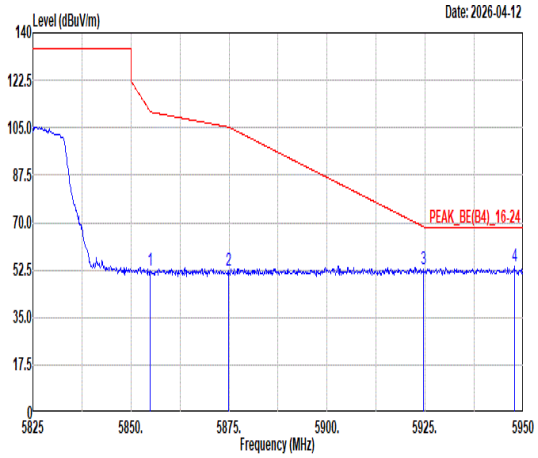 Freq Level Limit Line Margin (dB) Read Level Ant Factor Cable Loss Preamp Factor APos TPos Remark MHz dBuV/m dBuV/m dBuV dB/m dB dB cm deg 1 5854.88 52.39 111.08 -58.69 36.10 35.14 12.08 30.93 330 207 PEAK 2 5874.88 52.17 105.23 -53.06 35.86 35.17 12.10 30.96 330 207 PEAK 3 5924.63 52.59 68.48 -15.89 36.19 35.26 12.15 31.01 330 207 PEAK 4 5947.75 53.92 68.30 -14.38 37.47 35.31 12.18 31.04 330 207 PEAK	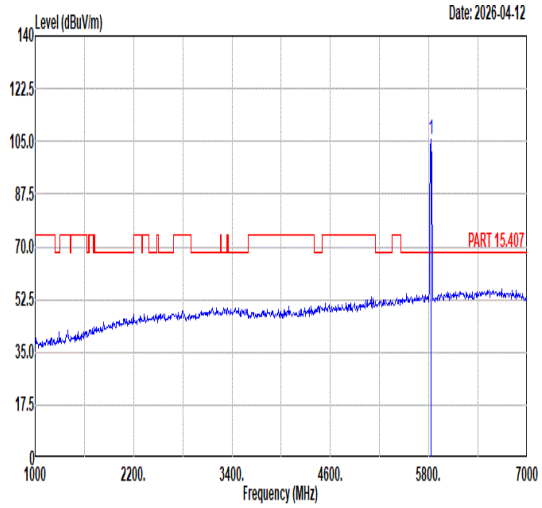 Freq Level Limit Line Margin (dB) Read Level Ant Factor Cable Loss Preamp Factor APos TPos Remark MHz dBuV/m dBuV/m dBuV dB/m dB dB cm deg 1 5825.00 105.59 ------ ------ 89.36 35.08 12.05 30.90 330 207 PEAK
Avg	Blank	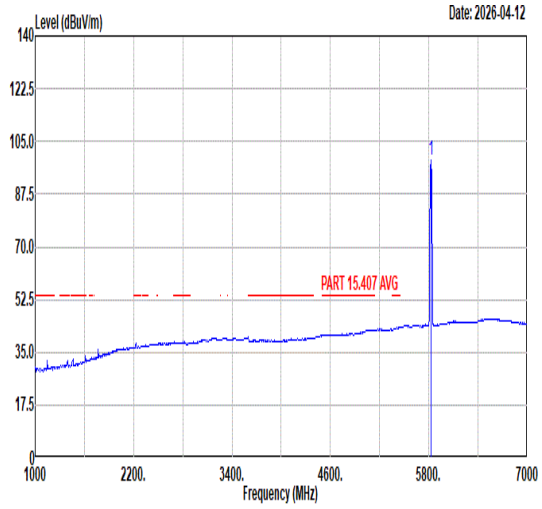 Freq Level Limit Line Margin (dB) Read Level Ant Factor Cable Loss Preamp Factor APos TPos Remark MHz dBuV/m dBuV/m dBuV dB/m dB dB cm deg 1 5825.00 98.86 ------ ------ 82.63 35.08 12.05 30.90 330 207 AVERAGE

Mode	74	
	Harmonic	
	U-NII-3_5.725-5.85_802.11a_CH165_5825MHz	
ANT	2	
Pol.	Horizontal	Vertical
Peak Avg	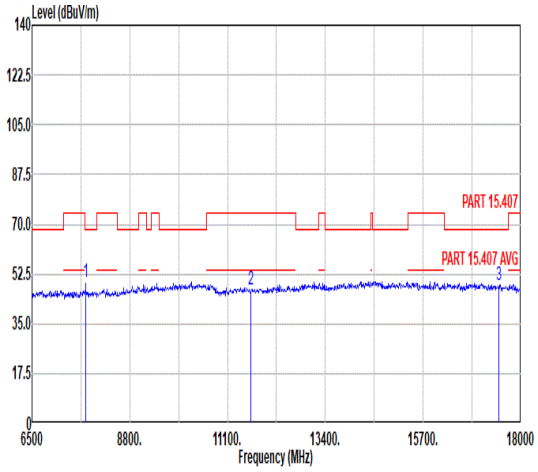 Freq Level Limit Line Margin Read Level Ant Factor Cable Loss Preamp Factor APos TPos Remark MHz dBuV/m dBuV/m dB dBuV dB/m dB dB cm deg 1 7766.00 49.91 68.30 -18.39 64.33 35.71 14.39 64.52 186 232 Peak 2 11650.00 46.83 74.00 -27.17 54.86 38.45 16.95 63.43 --- --- Peak 3 17475.00 48.41 68.30 -19.89 52.42 40.93 20.62 65.56 --- --- Peak	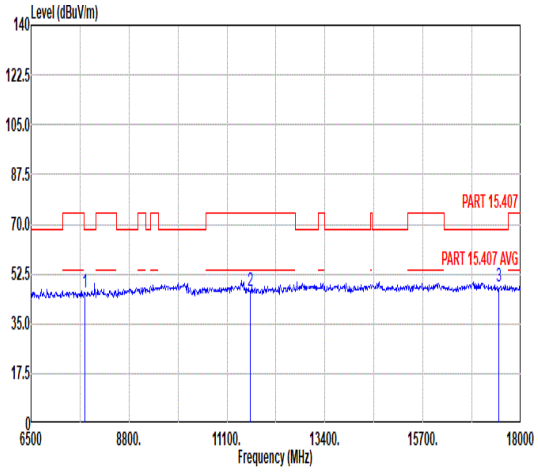 Freq Level Limit Line Margin Read Level Ant Factor Cable Loss Preamp Factor APos TPos Remark MHz dBuV/m dBuV/m dB dBuV dB/m dB dB cm deg 1 7766.00 45.89 68.30 -22.41 60.31 35.71 14.39 64.52 --- --- Peak 2 11650.00 46.63 74.00 -27.37 54.66 38.45 16.95 63.43 --- --- Peak 3 17475.00 48.24 68.30 -20.06 52.25 40.93 20.62 65.56 --- --- Peak

Mode	75	
	Band Edge	
	U-NII-3_5.725-5.85_802.11n HT20_CH149_5745MHz	
ANT	1+2	
Pol.	Horizontal	Fundamental
Peak	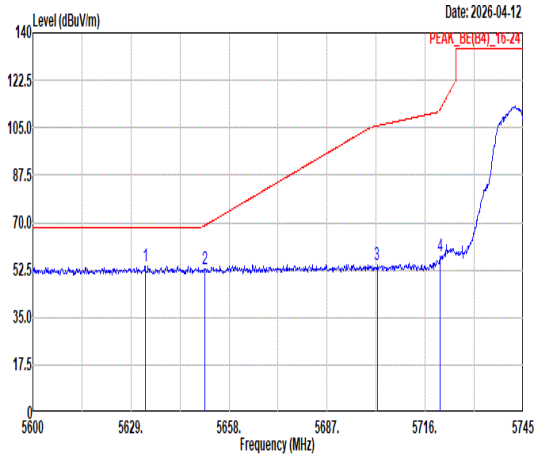 Freq Level Limit Line Margin (dB) Read Level Ant Factor Cable Loss Preamp Factor APos TPos Remark MHz dBuV/m dBuV/m dBuV dB/m dB dB cm deg 1 5633.21 54.10 68.30 -14.20 38.20 34.74 11.83 30.67 176 222 PEAK 2 5650.90 53.06 68.96 -15.90 37.13 34.77 11.85 30.69 176 222 PEAK 3 5701.79 54.54 105.70 -51.16 38.52 34.86 11.91 30.75 176 222 PEAK 4 5720.50 57.72 111.93 -54.21 41.66 34.90 11.93 30.77 176 222 PEAK	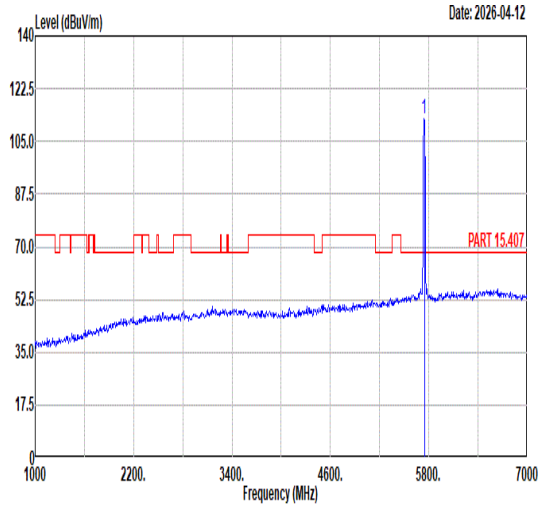 Freq Level Limit Line Margin (dB) Read Level Ant Factor Cable Loss Preamp Factor APos TPos Remark MHz dBuV/m dBuV/m dBuV dB/m dB dB cm deg 1 5745.00 112.58 ------ ------ 96.49 34.93 11.96 30.80 176 222 PEAK
Avg	Blank	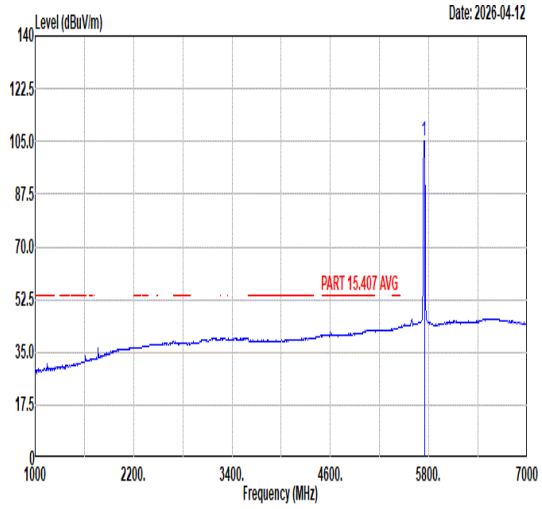 Freq Level Limit Line Margin (dB) Read Level Ant Factor Cable Loss Preamp Factor APos TPos Remark MHz dBuV/m dBuV/m dBuV dB/m dB dB cm deg 1 5745.00 104.95 ------ ------ 88.85 34.94 11.96 30.80 176 222 AVERAGE

Mode	75	
	Band Edge	
	U-NII-3_5.725-5.85_802.11n HT20_CH149_5745MHz	
ANT	1+2	
Pol.	Vertical	Fundamental
Peak	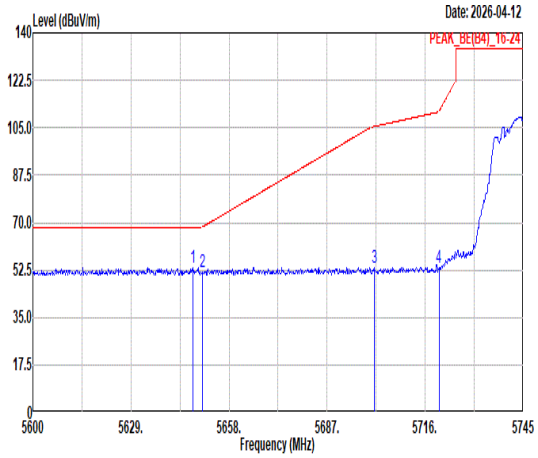 Freq Level Limit Line Margin (dB) Read Level Ant Factor Cable Loss Preamp Factor APos TPos Remark MHz dBuV/m dBuV/m dBuV dB/m dB dB cm deg 1 5647.42 53.53 68.30 -14.77 37.60 34.77 11.85 30.69 308 199 PEAK 2 5650.17 52.00 68.43 -16.43 36.07 34.77 11.85 30.69 308 199 PEAK 3 5700.92 53.56 105.46 -51.90 37.54 34.86 11.91 30.75 308 199 PEAK 4 5720.06 53.20 110.94 -57.74 37.14 34.90 11.93 30.77 308 199 PEAK	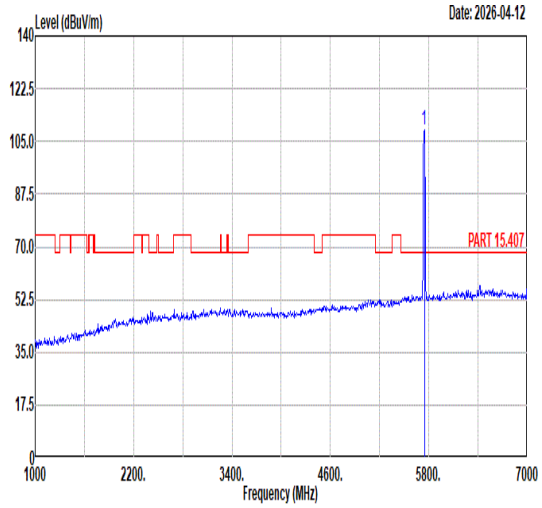 Freq Level Limit Line Margin (dB) Read Level Ant Factor Cable Loss Preamp Factor APos TPos Remark MHz dBuV/m dBuV/m dBuV dB/m dB dB cm deg 1 5745.00 108.69 ------ ------ 92.59 34.94 11.96 30.80 308 199 PEAK
Avg	Blank	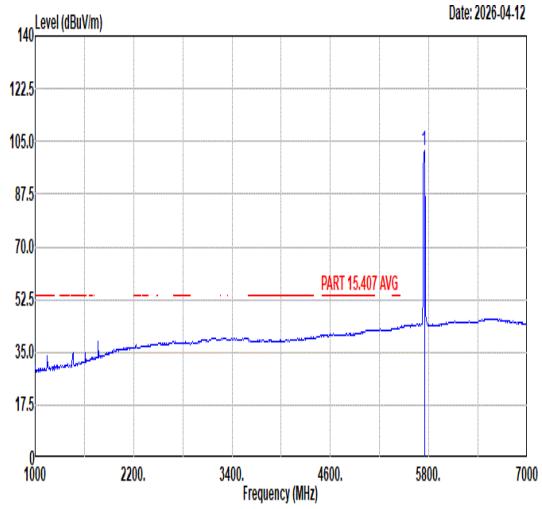 Freq Level Limit Line Margin (dB) Read Level Ant Factor Cable Loss Preamp Factor APos TPos Remark MHz dBuV/m dBuV/m dBuV dB/m dB dB cm deg 1 5745.00 101.82 ------ ------ 85.72 34.94 11.96 30.80 308 199 AVERAGE

Mode	75	
	Harmonic	
	U-NII-3_5.725-5.85_802.11n HT20_CH149_5745MHz	
ANT	1+2	
Pol.	Horizontal	Vertical
Peak Avg	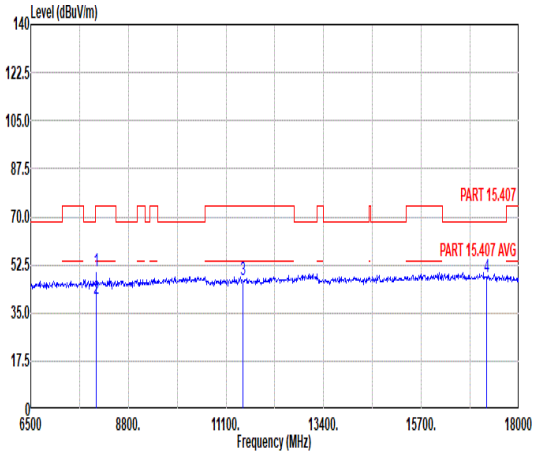 Freq Level Limit Line Margin Read Level Ant Factor Cable Loss Preamp Factor APos TPos Remark MHz dBuV/m dBuV/m dB dBuV dB/m dB dB cm deg 1 8043.00 50.29 74.00 -23.71 64.52 35.89 14.63 64.75 159 212 Peak 2 8043.00 40.18 54.00 -13.82 54.41 35.89 14.63 64.75 159 212 Average 3 11490.00 46.96 74.00 -27.04 54.94 38.29 16.84 63.11 --- --- Peak 4 17235.00 48.16 68.30 -20.14 51.64 41.17 20.53 65.18 --- --- Peak	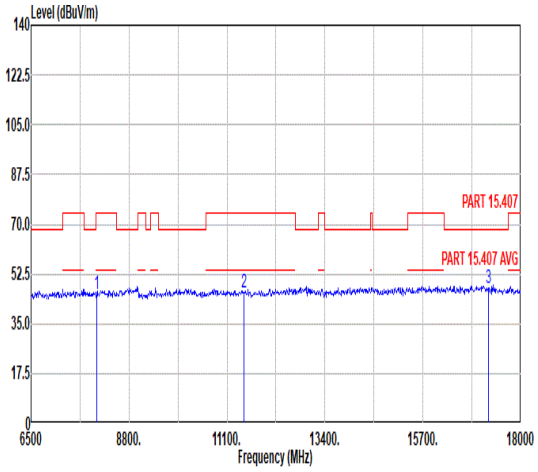 Freq Level Limit Line Margin Read Level Ant Factor Cable Loss Preamp Factor APos TPos Remark MHz dBuV/m dBuV/m dB dBuV dB/m dB dB cm deg 1 8043.00 45.32 74.00 -28.68 59.55 35.89 14.63 64.75 --- --- Peak 2 11490.00 45.93 74.00 -28.07 53.91 38.29 16.84 63.11 --- --- Peak 3 17235.00 47.45 68.30 -20.85 50.93 41.17 20.53 65.18 --- --- Peak

Mode	76	
	Harmonic	
	U-NII-3_5.725-5.85_802.11n HT20_CH157_5785MHz	
ANT	1+2	
Pol.	Horizontal	Vertical
Peak Avg	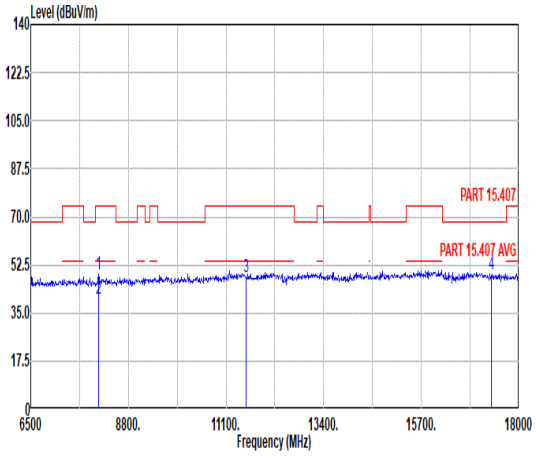 Freq Level Limit Line Margin Read Level Ant Factor Cable Loss Preamp Factor APos TPos Remark MHz dBuV/m dBuV/m dB dBuV dB/m dB dB cm deg 1 8099.00 49.40 74.00 -24.60 63.53 35.88 14.67 64.68 158 140 Peak 2 8099.00 40.23 54.00 -13.77 54.36 35.88 14.67 64.68 158 140 Average 3 11570.00 47.96 74.00 -26.04 55.94 38.37 16.90 63.25 --- --- Peak 4 17355.00 49.02 68.30 -19.28 52.75 41.05 20.59 65.37 --- --- Peak	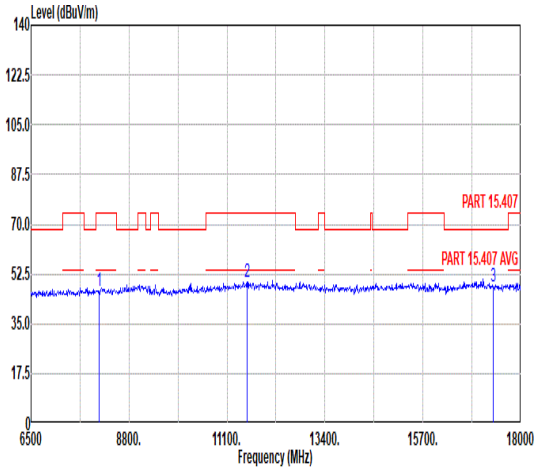 Freq Level Limit Line Margin Read Level Ant Factor Cable Loss Preamp Factor APos TPos Remark MHz dBuV/m dBuV/m dB dBuV dB/m dB dB cm deg 1 8098.50 46.32 74.00 -27.68 60.46 35.88 14.66 64.68 --- --- Peak 2 11570.00 49.56 74.00 -24.44 57.54 38.37 16.90 63.25 --- --- Peak 3 17355.00 47.86 68.30 -20.44 51.59 41.05 20.59 65.37 --- --- Peak

Mode	77	
	Band Edge	
	U-NII-3_5.725-5.85_802.11n HT20_CH165_5825MHz	
ANT	1+2	
Pol.	Horizontal	Fundamental
Peak	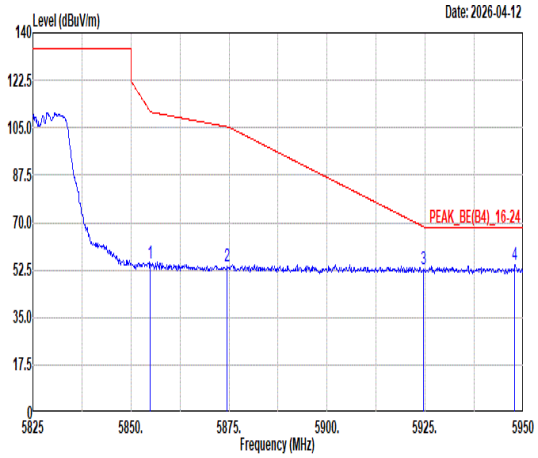 Freq Level Limit Line Margin (dB) Read Level Ant Factor Cable Loss Preamp Factor APos TPos Remark MHz dBuV/m dBuV/m dBuV dB/m dB dB cm deg 1 5854.88 54.99 111.08 -56.09 38.70 35.14 12.08 30.93 181 221 PEAK 2 5874.50 53.85 105.34 -51.49 37.53 35.17 12.10 30.95 181 221 PEAK 3 5924.63 52.96 68.48 -15.52 36.56 35.26 12.15 31.01 181 221 PEAK 4 5947.88 54.62 68.30 -13.68 38.17 35.31 12.18 31.04 181 221 PEAK	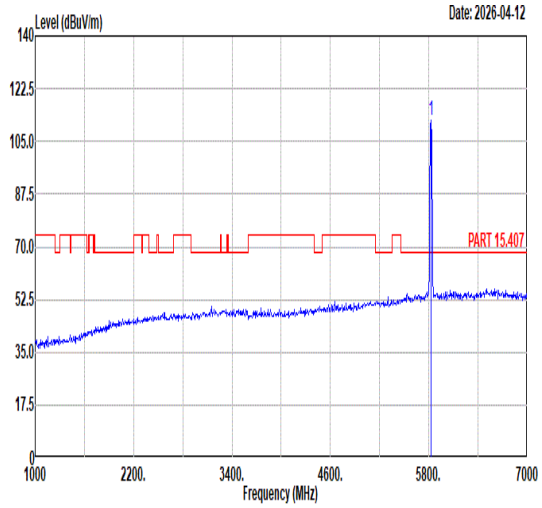 Freq Level Limit Line Margin (dB) Read Level Ant Factor Cable Loss Preamp Factor APos TPos Remark MHz dBuV/m dBuV/m dBuV dB/m dB dB cm deg 1 5825.00 111.94 ------ ------ 95.71 35.08 12.05 30.90 181 221 PEAK
Avg	Blank	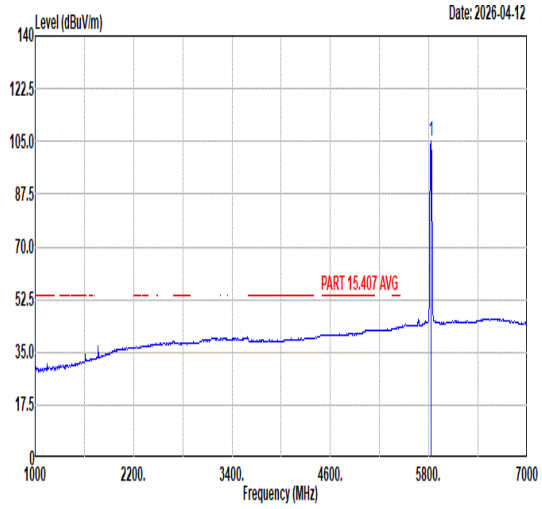 Freq Level Limit Line Margin (dB) Read Level Ant Factor Cable Loss Preamp Factor APos TPos Remark MHz dBuV/m dBuV/m dBuV dB/m dB dB cm deg 1 5825.00 105.35 ------ ------ 89.12 35.08 12.05 30.90 181 221 AVERAGE

Mode	77	
	Band Edge	
	U-NII-3_5.725-5.85_802.11n HT20_CH165_5825MHz	
ANT	1+2	
Pol.	Vertical	Fundamental
Peak	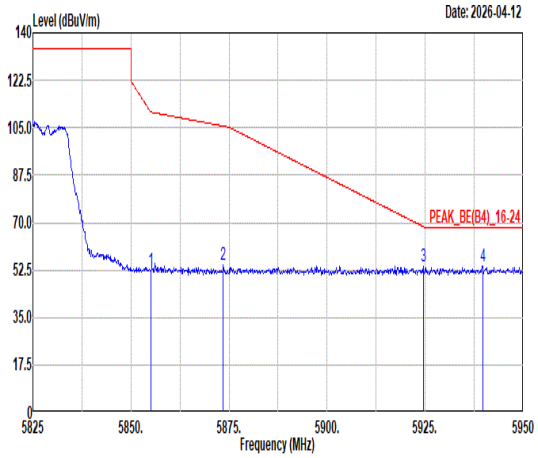 Freq Level Limit Line Margin (dB) Read Level Ant Factor Cable Loss Preamp Factor APos TPos Remark MHz dBuV/m dBuV/m dBuV dB/m dB dB cm deg 1 5855.00 52.29 110.80 -58.51 36.00 35.14 12.08 30.93 311 205 PEAK 2 5873.50 54.28 105.62 -51.34 37.96 35.17 12.10 30.95 311 205 PEAK 3 5924.50 53.80 68.57 -14.77 37.40 35.26 12.15 31.01 311 205 PEAK 4 5939.63 53.73 68.30 -14.57 37.30 35.29 12.17 31.03 311 205 PEAK	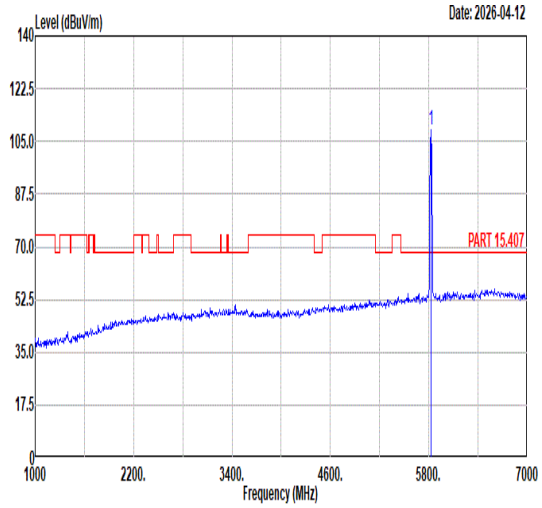 Freq Level Limit Line Margin (dB) Read Level Ant Factor Cable Loss Preamp Factor APos TPos Remark MHz dBuV/m dBuV/m dBuV dB/m dB dB cm deg 1 5825.00 108.76 ------ ------ 92.53 35.08 12.05 30.90 311 205 PEAK
Avg	Blank	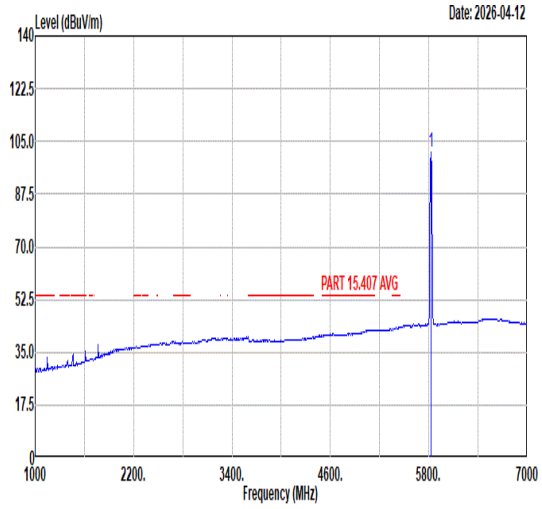 Freq Level Limit Line Margin (dB) Read Level Ant Factor Cable Loss Preamp Factor APos TPos Remark MHz dBuV/m dBuV/m dBuV dB/m dB dB cm deg 1 5825.00 101.40 ------ ------ 85.17 35.08 12.05 30.90 311 205 AVERAGE

Mode	77	
	Harmonic	
	U-NII-3_5.725-5.85_802.11n HT20_CH165_5825MHz	
ANT	1+2	
Pol.	Horizontal	Vertical
Peak Avg	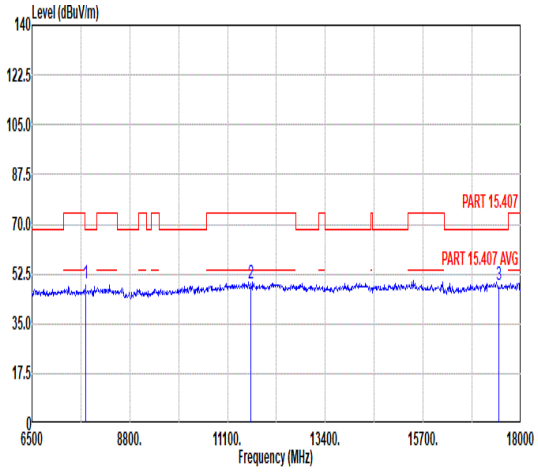 Freq Level Limit Line Margin Read Level Ant Factor Cable Loss Preamp Factor APos TPos Remark MHz dBuV/m dBuV/m dB dBuV dB/m dB dB cm deg 1 7766.00 49.01 68.30 -19.29 63.43 35.71 14.39 64.52 172 231 Peak 2 11650.00 49.22 74.00 -24.78 57.25 38.45 16.95 63.43 --- --- Peak 3 17475.00 48.52 68.30 -19.78 52.53 40.93 20.62 65.56 --- --- Peak	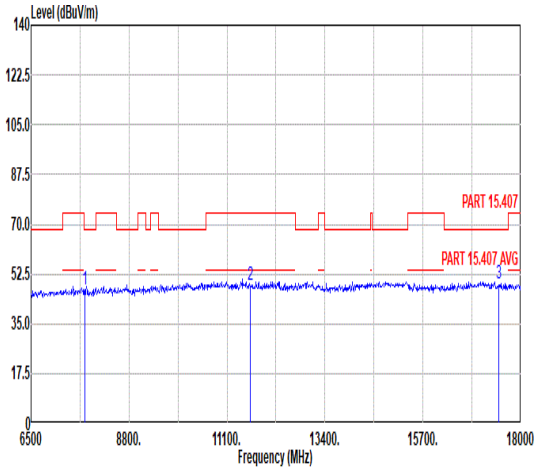 Freq Level Limit Line Margin Read Level Ant Factor Cable Loss Preamp Factor APos TPos Remark MHz dBuV/m dBuV/m dB dBuV dB/m dB dB cm deg 1 7766.00 46.95 68.30 -21.35 61.37 35.71 14.39 64.52 --- --- Peak 2 11650.00 48.40 74.00 -25.60 56.43 38.45 16.95 63.43 --- --- Peak 3 17475.00 48.94 68.30 -19.36 52.95 40.93 20.62 65.56 --- --- Peak

Mode	78	
	Band Edge – L	
	U-NII-3_5.725-5.85_802.11n HT40_CH151_5755MHz	
ANT	1+2	
Pol.	Horizontal	Fundamental
Peak	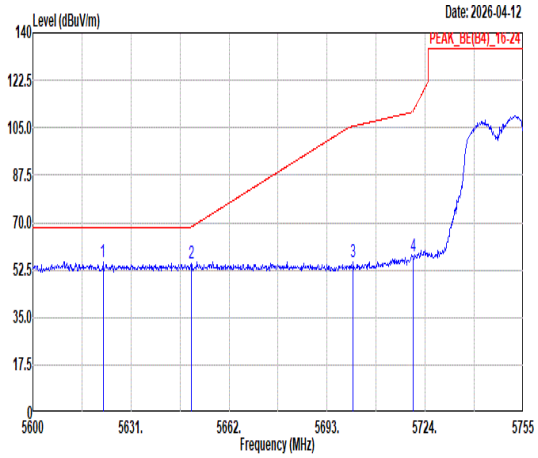 Freq Level Limit Line Margin (dB) Read Level Ant Factor Cable Loss Preamp Factor APos TPos Remark MHz dBuV/m dBuV/m dBuV dB/m dB dB cm deg 1 5622.17 55.39 68.30 -12.91 39.51 34.72 11.82 30.66 183 220 PEAK 2 5650.07 55.03 68.35 -13.32 39.10 34.77 11.85 30.69 183 220 PEAK 3 5701.22 55.35 105.54 -50.19 39.33 34.86 11.91 30.75 183 220 PEAK 4 5720.13 57.47 111.09 -53.62 41.41 34.90 11.93 30.77 183 220 PEAK	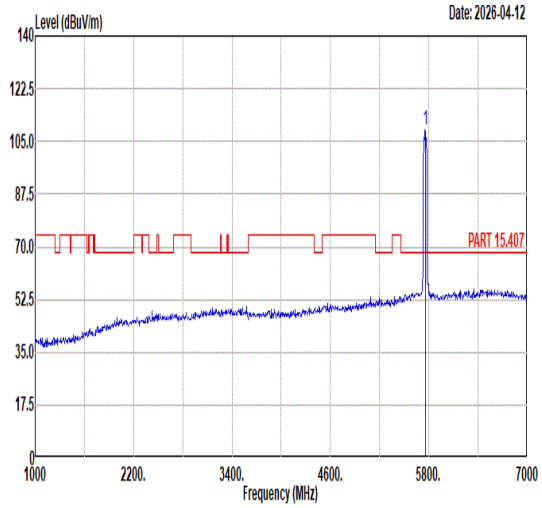 Freq Level Limit Line Margin (dB) Read Level Ant Factor Cable Loss Preamp Factor APos TPos Remark MHz dBuV/m dBuV/m dBuV dB/m dB dB cm deg 1 5755.00 108.67 ------ ------ 92.56 34.95 11.97 30.81 183 220 PEAK
Avg	Blank	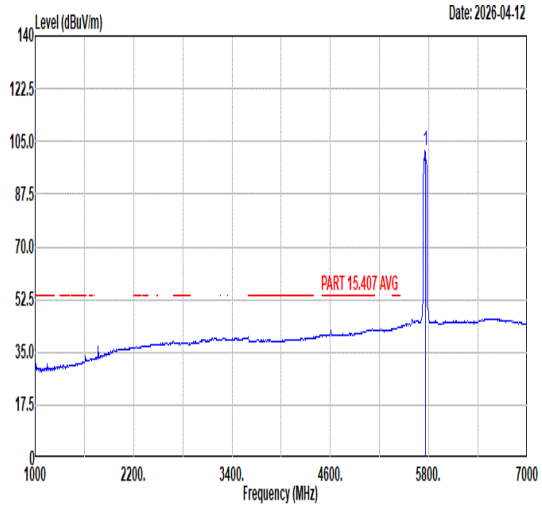 Freq Level Limit Line Margin (dB) Read Level Ant Factor Cable Loss Preamp Factor APos TPos Remark MHz dBuV/m dBuV/m dBuV dB/m dB dB cm deg 1 5755.00 102.00 ------ ------ 85.89 34.95 11.97 30.81 183 220 AVERAGE

Mode	78	
	Band Edge – R	
	U-NII-3_5.725-5.85_802.11n HT40_CH151_5755MHz	
ANT	1+2	
Pol.	Horizontal	Fundamental
Peak	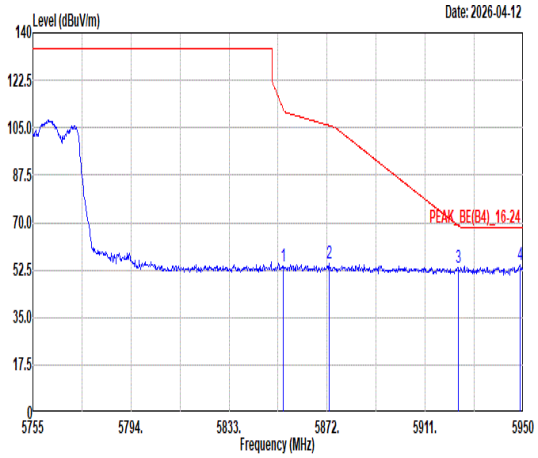 Freq Level Limit Line Margin (dB) Read Level Ant Factor Cable Loss Preamp Factor APos TPos Remark MHz dBuV/m dBuV/m dBuV dB/m dB dB cm deg 1 5854.65 53.73 111.61 -57.88 37.44 35.14 12.08 30.93 183 220 PEAK 2 5872.78 54.76 105.82 -51.06 38.44 35.17 12.10 30.95 183 220 PEAK 3 5924.26 53.32 68.75 -15.43 36.92 35.26 12.15 31.01 183 220 PEAK 4 5948.64 54.53 68.30 -13.77 38.08 35.31 12.18 31.04 183 220 PEAK	Blank

Mode	78	
	Band Edge – L	
	U-NII-3_5.725-5.85_802.11n HT40_CH151_5755MHz	
ANT	1+2	
Pol.	Vertical	Fundamental
Peak	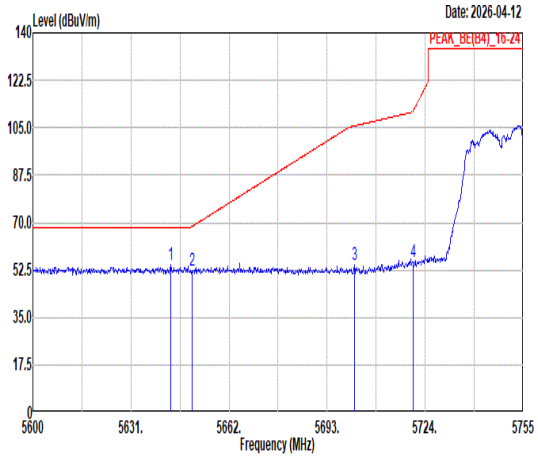 Freq Level Limit Line Margin (dB) Read Level Ant Factor Cable Loss Preamp Factor APos TPos Remark MHz dBuV/m dBuV/m dBuV dB/m dB dB cm deg 1 5643.56 54.25 68.30 -14.05 38.33 34.76 11.84 30.68 306 198 PEAK 2 5650.22 52.26 68.46 -16.20 36.33 34.77 11.85 30.69 306 198 PEAK 3 5701.68 54.24 105.67 -51.43 38.22 34.86 11.91 30.75 306 198 PEAK 4 5720.13 55.73 111.09 -55.36 39.67 34.90 11.93 30.77 306 198 PEAK	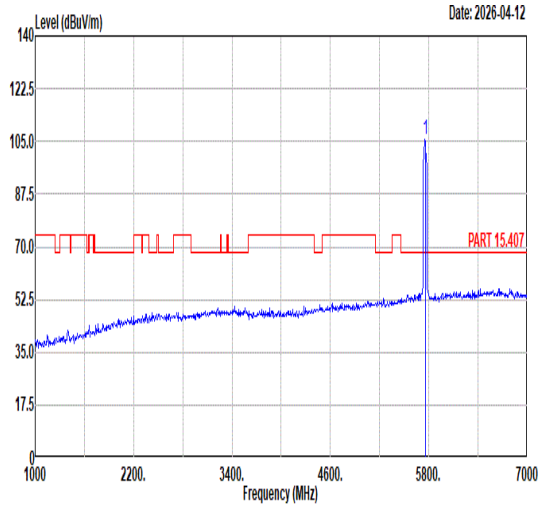 Freq Level Limit Line Margin (dB) Read Level Ant Factor Cable Loss Preamp Factor APos TPos Remark MHz dBuV/m dBuV/m dBuV dB/m dB dB cm deg 1 5755.00 105.55 ------ ------ 89.44 34.95 11.97 30.81 306 198 PEAK
Avg	Blank	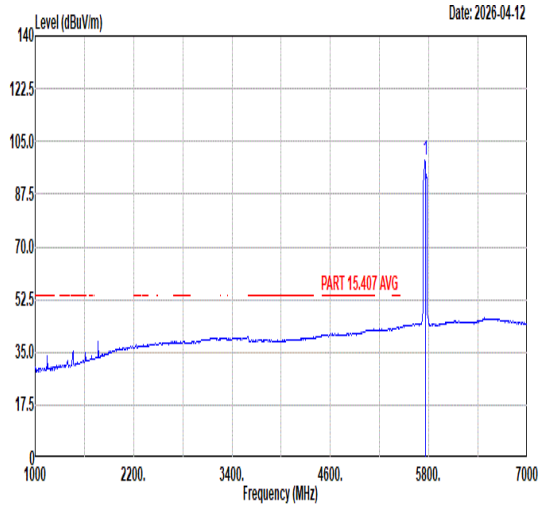 Freq Level Limit Line Margin (dB) Read Level Ant Factor Cable Loss Preamp Factor APos TPos Remark MHz dBuV/m dBuV/m dBuV dB/m dB dB cm deg 1 5755.00 98.61 ------ ------ 82.50 34.95 11.97 30.81 306 198 AVERAGE

Mode	78	
	Band Edge - R	
	U-NII-3_5.725-5.85_802.11n HT40_CH151_5755MHz	
ANT	1+2	
Pol.	Vertical	Fundamental
Peak	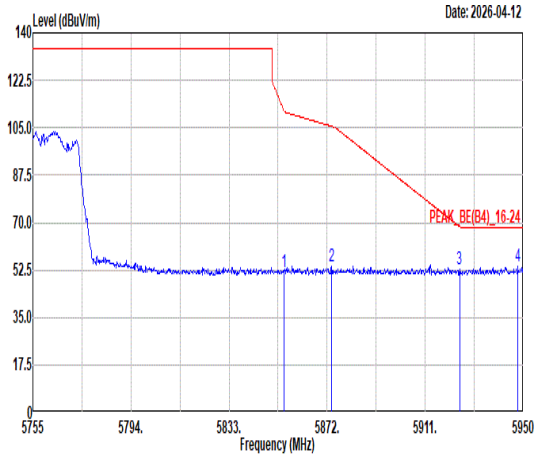 Freq Level Limit Line Margin (dB) Read Level Ant Factor Cable Loss Preamp Factor APos TPos Remark MHz dBuV/m dBuV/m dBuV dB/m dB dB cm deg 1 5854.84 51.76 111.17 -59.41 35.47 35.14 12.08 30.93 306 198 PEAK 2 5873.76 53.66 105.55 -51.89 37.34 35.17 12.10 30.95 306 198 PEAK 3 5924.65 52.66 68.46 -15.80 36.26 35.26 12.15 31.01 306 198 PEAK 4 5947.86 54.02 68.30 -14.28 37.57 35.31 12.18 31.04 306 198 PEAK	Blank

Mode	78	
	Harmonic	
	U-NII-3_5.725-5.85_802.11n HT40_CH151_5755MHz	
ANT	1+2	
Pol.	Horizontal	Vertical
Peak Avg	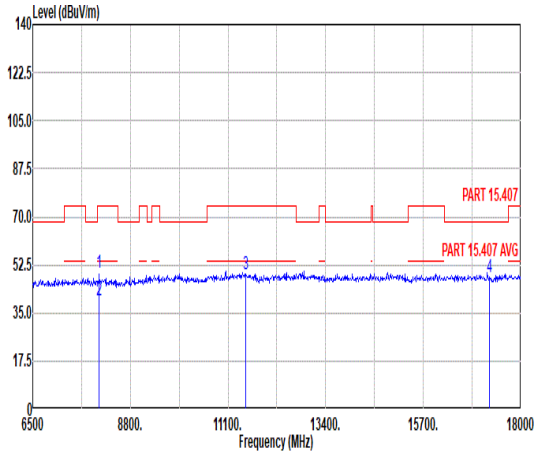 Freq Level Limit Line Margin Read Level Ant Factor Cable Loss Preamp Factor APos TPos Remark MHz dBuV/m dBuV/m dB dBuV dB/m dB dB cm deg 1 8057.00 49.55 74.00 -24.45 63.75 35.89 14.64 64.73 250 138 Peak 2 8057.00 39.64 54.00 -14.36 53.84 35.89 14.64 64.73 250 138 Average 3 11510.00 49.07 74.00 -24.93 57.02 38.31 16.86 63.12 --- --- Peak 4 17265.00 48.13 68.30 -20.17 51.67 41.14 20.54 65.22 --- --- Peak	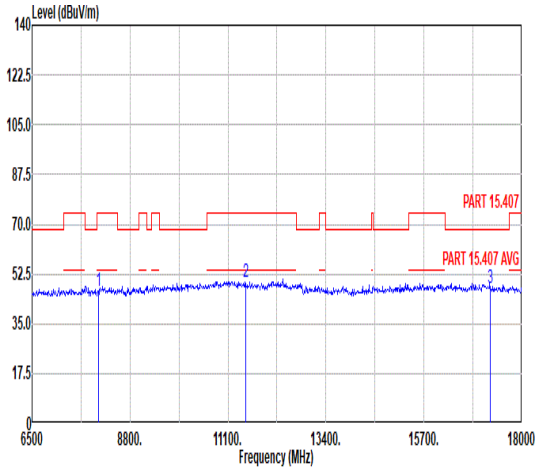 Freq Level Limit Line Margin Read Level Ant Factor Cable Loss Preamp Factor APos TPos Remark MHz dBuV/m dBuV/m dB dBuV dB/m dB dB cm deg 1 8057.00 46.36 74.00 -27.64 60.56 35.89 14.64 64.73 --- --- Peak 2 11510.00 49.50 74.00 -24.50 57.45 38.31 16.86 63.12 --- --- Peak 3 17265.00 47.66 68.30 -20.64 51.20 41.14 20.54 65.22 --- --- Peak

Mode	79
	Band Edge - L
	U-NII-3_5.725-5.85_802.11n HT40_CH159_5795MHz
ANT	1+2

Pol.	Horizontal	Fundamental
Peak	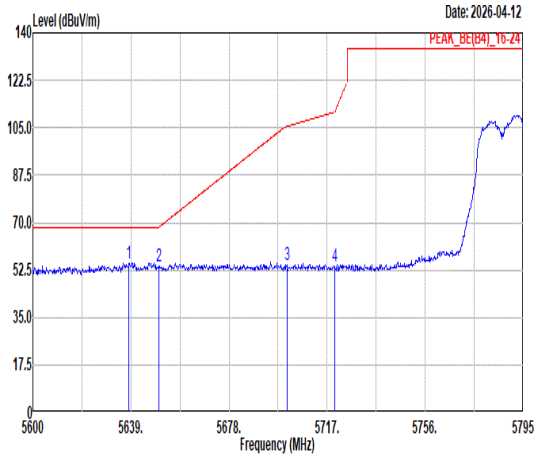 Freq Level Limit Line Margin (dB) Read Level Ant Factor Cable Loss Preamp Factor APos TPos Remark MHz dBuV/m dBuV/m dBuV dB/m dB dB cm deg 1 5638.22 55.19 68.30 -13.11 39.28 34.75 11.84 30.68 171 220 PEAK 2 5650.12 53.95 68.39 -14.44 38.02 34.77 11.85 30.69 171 220 PEAK 3 5701.21 54.62 105.54 -50.92 38.60 34.86 11.91 30.75 171 220 PEAK 4 5720.12 53.92 111.07 -57.15 37.86 34.90 11.93 30.77 171 220 PEAK	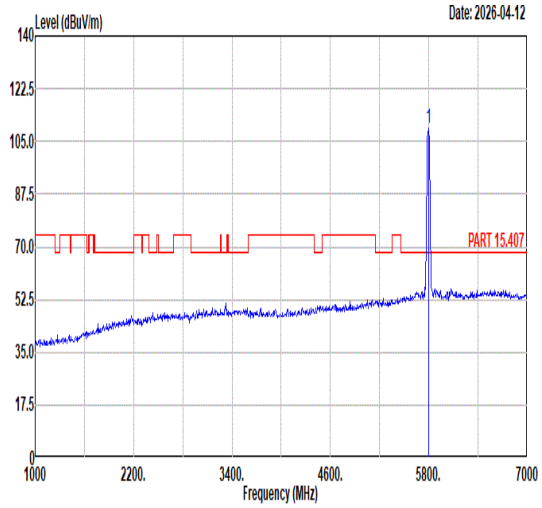 Freq Level Limit Line Margin (dB) Read Level Ant Factor Cable Loss Preamp Factor APos TPos Remark MHz dBuV/m dBuV/m dBuV dB/m dB dB cm deg 1 5795.00 109.33 ------ ------ 93.14 35.03 12.02 30.86 171 220 PEAK
Avg	Blank	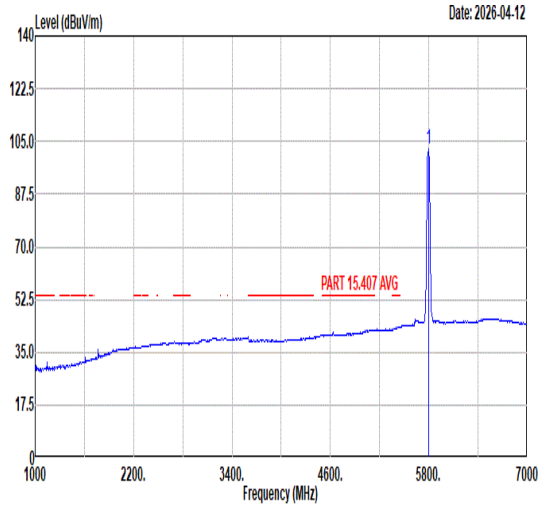 Freq Level Limit Line Margin (dB) Read Level Ant Factor Cable Loss Preamp Factor APos TPos Remark MHz dBuV/m dBuV/m dBuV dB/m dB dB cm deg 1 5795.00 102.47 ------ ------ 86.28 35.03 12.02 30.86 171 220 AVERAGE

Mode	79	
	Band Edge - R	
	U-NII-3_5.725-5.85_802.11n HT40_CH159_5795MHz	
ANT	1+2	
Pol.	Horizontal	Fundamental
Peak	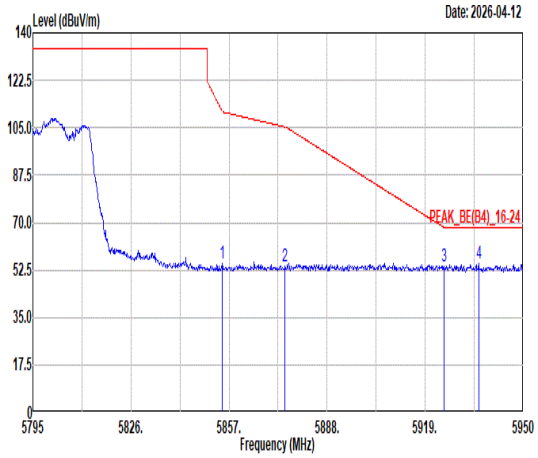 Freq Level Limit Line Margin (dB) Read Level Ant Factor Cable Loss Preamp Factor APos TPos Remark MHz dBuV/m dBuV/m dBuV dB/m dB dB cm deg 1 5854.83 54.77 111.19 -56.42 38.48 35.14 12.08 30.93 171 220 PEAK 2 5874.67 53.73 105.29 -51.56 37.41 35.17 12.10 30.95 171 220 PEAK 3 5924.89 53.90 68.28 -14.38 37.50 35.26 12.15 31.01 171 220 PEAK 4 5935.90 55.08 68.30 -13.22 38.66 35.28 12.17 31.03 171 220 PEAK	Blank

Mode	79	
	Band Edge - L	
	U-NII-3_5.725-5.85_802.11n HT40_CH159_5795MHz	
ANT	1+2	
Pol.	Vertical	Fundamental
Peak	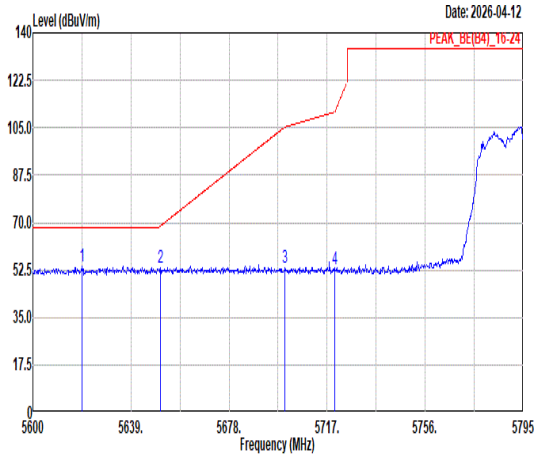 Freq Level Limit Line Margin (dB) Read Level Ant Factor Cable Loss Preamp Factor APos TPos Remark MHz dBuV/m dBuV/m dBuV dB/m dB dB cm deg 1 5619.50 54.05 68.30 -14.25 38.17 34.72 11.81 30.65 313 201 PEAK 2 5650.70 53.20 68.82 -15.62 37.27 34.77 11.85 30.69 313 201 PEAK 3 5700.23 53.27 105.26 -51.99 37.25 34.86 11.91 30.75 313 201 PEAK 4 5720.12 52.72 111.07 -58.35 36.66 34.90 11.93 30.77 313 201 PEAK	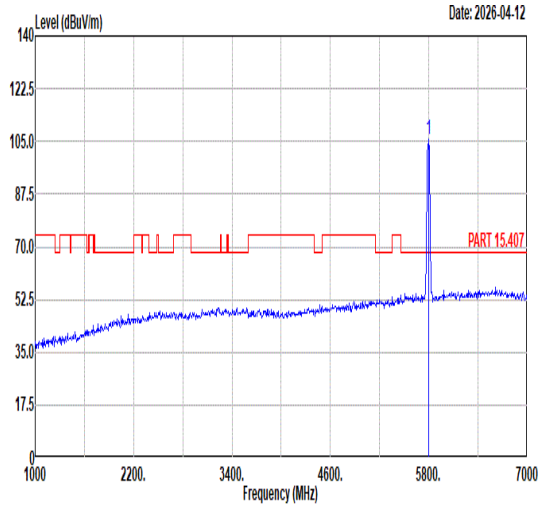 Freq Level Limit Line Margin (dB) Read Level Ant Factor Cable Loss Preamp Factor APos TPos Remark MHz dBuV/m dBuV/m dBuV dB/m dB dB cm deg 1 5795.00 105.50 ------ ------ 89.31 35.03 12.02 30.86 313 201 PEAK
Avg	Blank	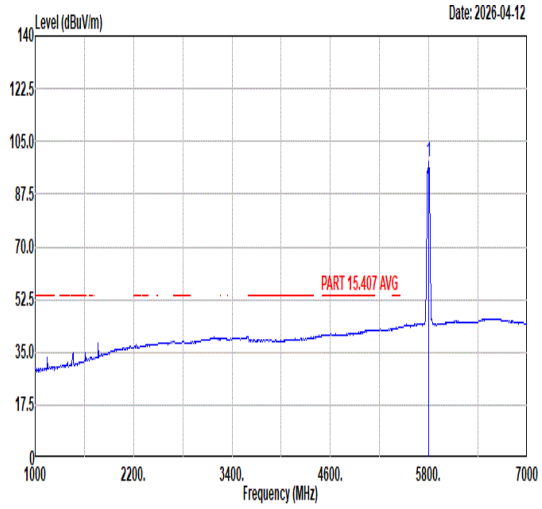 Freq Level Limit Line Margin (dB) Read Level Ant Factor Cable Loss Preamp Factor APos TPos Remark MHz dBuV/m dBuV/m dBuV dB/m dB dB cm deg 1 5795.00 98.19 ------ ------ 82.00 35.03 12.02 30.86 313 201 AVERAGE

Mode	79	
	Band Edge - R	
	U-NII-3_5.725-5.85_802.11n HT40_CH159_5795MHz	
ANT	1+2	
Pol.	Vertical	Fundamental
Peak	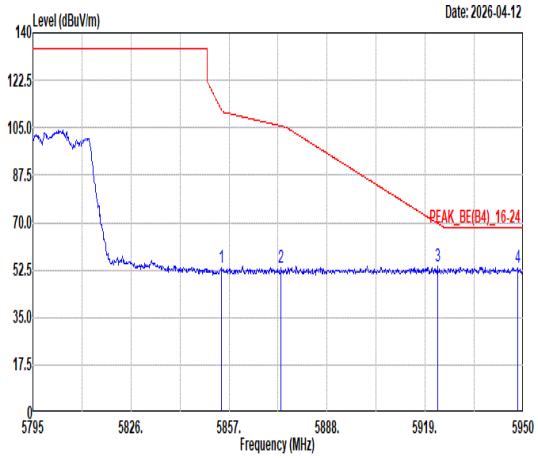 Freq Level Limit Line Margin (dB) Read Level Ant Factor Cable Loss Preamp Factor APos TPos Remark MHz dBuV/m dBuV/m dBuV dB/m dB dB cm deg 1 5854.52 53.33 111.89 -58.56 37.04 35.14 12.08 30.93 313 201 PEAK 2 5873.43 53.16 105.64 -52.48 36.84 35.17 12.10 30.95 313 201 PEAK 3 5922.88 54.08 69.77 -15.69 37.68 35.26 12.15 31.01 313 201 PEAK 4 5948.14 53.62 68.30 -14.68 37.17 35.31 12.18 31.04 313 201 PEAK	Blank

Mode	79	
	Harmonic	
	U-NII-3_5.725-5.85_802.11n HT40_CH159_5795MHz	
ANT	1+2	
Pol.	Horizontal	Vertical
Peak Avg	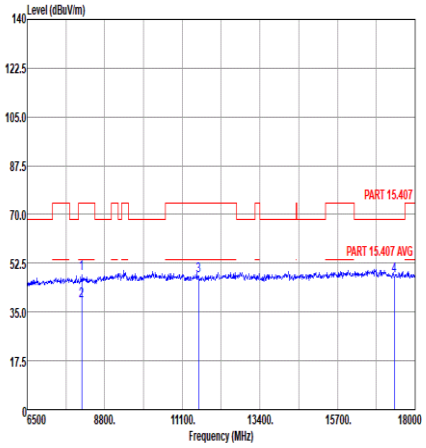 Freq Level Over Limit Limit Line ReadAntenna Level Cable Loss Preamp Factor A/Pos T/Pos Remark MHz dBuV/m dB dBuV/m dBuV dB/m dB dB cm deg 1 8113.000 48.90 -25.10 74.00 63.01 35.88 14.67 64.66 171 138 Peak 2 8113.000 39.15 -14.85 54.00 53.26 35.88 14.67 64.66 171 138 Average 3 11590.000 47.79 -26.21 74.00 55.79 38.39 16.91 63.30 --- --- Peak 4 17385.000 47.92 -20.38 68.30 51.71 41.02 20.61 65.42 --- --- Peak	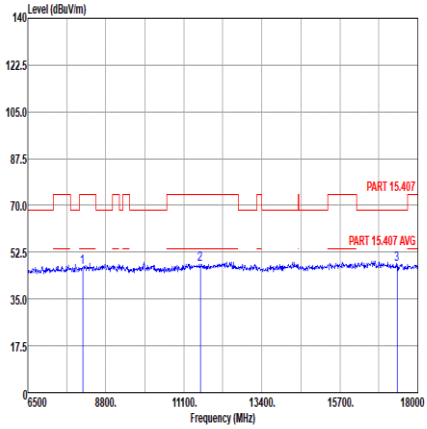 Freq Level Over Limit Limit Line ReadAntenna Level Cable Loss Preamp Factor A/Pos T/Pos Remark MHz dBuV/m dB dBuV/m dBuV dB/m dB dB cm deg 1 8113.000 46.84 -27.16 74.00 60.95 35.88 14.67 64.66 --- --- Peak 2 11590.000 48.09 -25.91 74.00 56.09 38.39 16.91 63.30 --- --- Peak 3 17385.000 47.87 -20.43 68.30 51.66 41.02 20.61 65.42 --- --- Peak

Mode	80	
	Band Edge - L	
	U-NII-3_5.725-5.85_802.11ac VHT80_CH155_5775MHz	
ANT	1+2	
Pol.	Horizontal	Fundamental
Peak	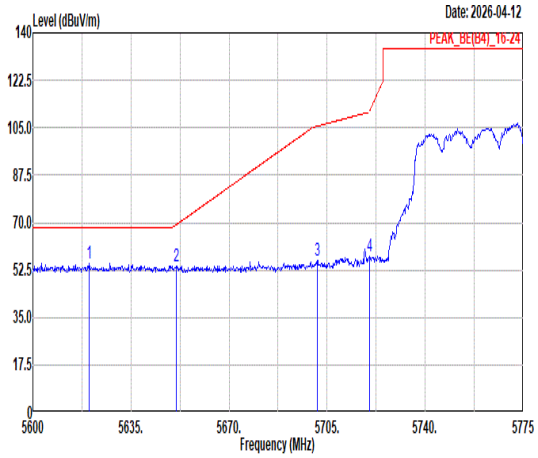 Freq Level Limit Line Margin (dB) Read Level Ant Factor Cable Loss Preamp Factor APos TPos Remark MHz dBuV/m dBuV/m dBuV dB/m dB dB cm deg 1 5620.13 54.86 68.30 -13.44 38.98 34.72 11.82 30.66 174 224 PEAK 2 5651.10 53.96 69.12 -15.16 38.03 34.77 11.85 30.69 174 224 PEAK 3 5701.50 55.98 105.62 -49.64 39.96 34.86 11.91 30.75 174 224 PEAK 4 5720.05 57.58 110.91 -53.33 41.52 34.90 11.93 30.77 174 224 PEAK	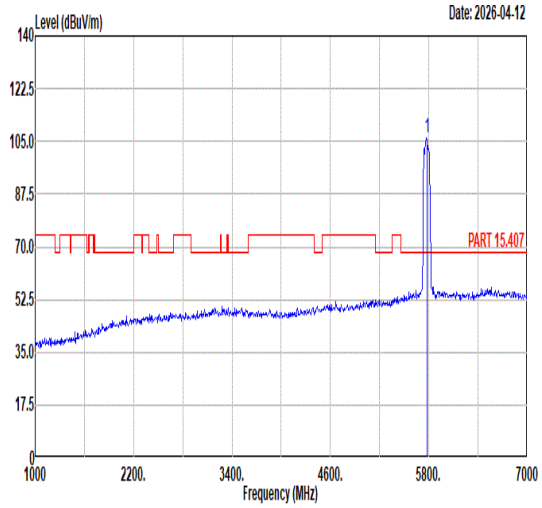 Freq Level Limit Line Margin (dB) Read Level Ant Factor Cable Loss Preamp Factor APos TPos Remark MHz dBuV/m dBuV/m dBuV dB/m dB dB cm deg 1 5775.00 106.08 ------ ------ 89.93 34.99 11.99 30.83 174 224 PEAK
Avg	Blank	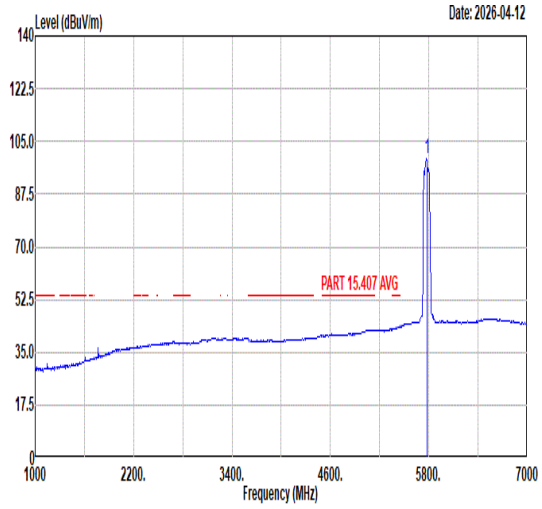 Freq Level Limit Line Margin (dB) Read Level Ant Factor Cable Loss Preamp Factor APos TPos Remark MHz dBuV/m dBuV/m dBuV dB/m dB dB cm deg 1 5775.00 99.16 ------ ------ 83.01 34.99 11.99 30.83 174 224 AVERAGE

Mode	80	
	Band Edge - R	
	U-NII-3_5.725-5.85_802.11ac VHT80_CH155_5775MHz	
ANT	1+2	
Pol.	Horizontal	Fundamental
Peak	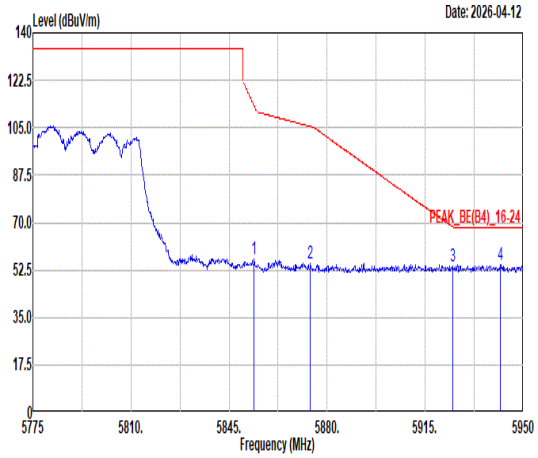 Freq Level Limit Line Margin (dB) Read Level Ant Factor Cable Loss Preamp Factor APos TPos Remark MHz dBuV/m dBuV/m dBuV dB/m dB dB cm deg 1 5853.93 56.40 113.25 -56.85 40.11 35.14 12.08 30.93 174 224 PEAK 2 5874.05 54.93 105.47 -50.54 38.61 35.17 12.10 30.95 174 224 PEAK 3 5924.80 53.78 68.35 -14.57 37.38 35.26 12.15 31.01 174 224 PEAK 4 5941.78 54.57 68.30 -13.73 38.13 35.30 12.17 31.03 174 224 PEAK	Blank

Mode	80	
	Band Edge - L	
	U-NII-3_5.725-5.85_802.11ac VHT80_CH155_5775MHz	
ANT	1+2	
Pol.	Vertical	Fundamental
Peak	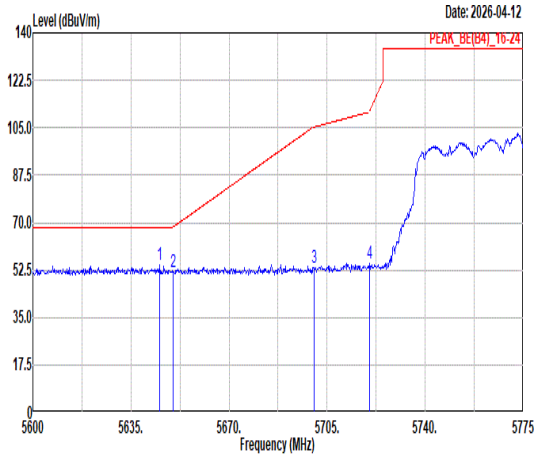 Freq Level Limit Line Margin (dB) Read Level Ant Factor Cable Loss Preamp Factor APos TPos Remark MHz dBuV/m dBuV/m dBuV dB/m dB dB cm deg 1 5645.15 54.25 68.30 -14.05 38.33 34.76 11.84 30.68 329 206 PEAK 2 5650.05 51.58 68.34 -16.76 35.65 34.77 11.85 30.69 329 206 PEAK 3 5700.28 53.54 105.28 -51.74 37.52 34.86 11.91 30.75 329 206 PEAK 4 5720.05 54.87 110.91 -56.04 38.81 34.90 11.93 30.77 329 206 PEAK	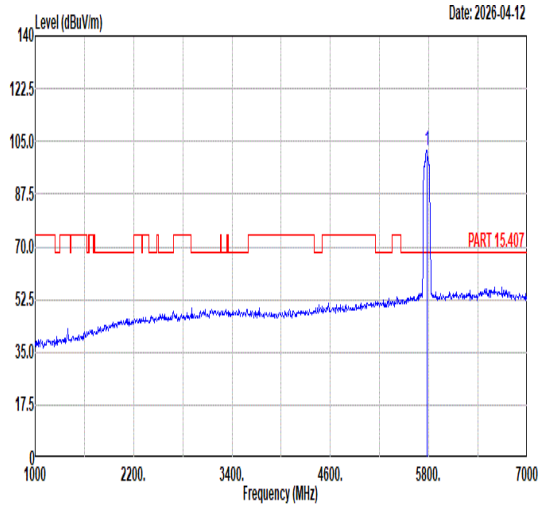 Freq Level Limit Line Margin (dB) Read Level Ant Factor Cable Loss Preamp Factor APos TPos Remark MHz dBuV/m dBuV/m dBuV dB/m dB dB cm deg 1 5775.00 101.92 ------ ------ 85.76 35.00 12.00 30.84 329 206 PEAK
Avg	Blank	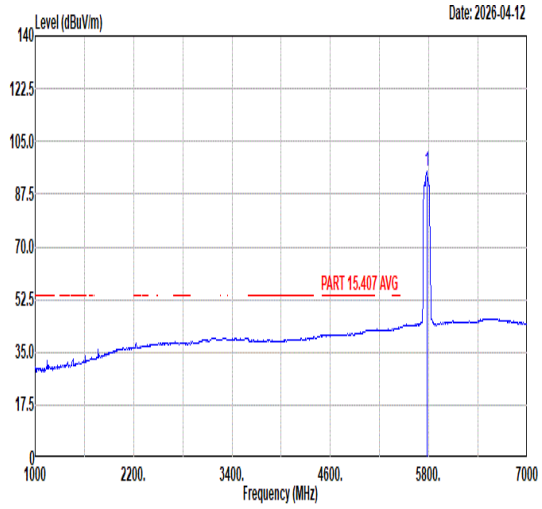 Freq Level Limit Line Margin (dB) Read Level Ant Factor Cable Loss Preamp Factor APos TPos Remark MHz dBuV/m dBuV/m dBuV dB/m dB dB cm deg 1 5775.00 94.94 ------ ------ 78.78 35.00 12.00 30.84 329 206 AVERAGE

Mode	80	
	Band Edge - R	
	U-NII-3_5.725-5.85_802.11ac VHT80_CH155_5775MHz	
ANT	1+2	
Pol.	Vertical	Fundamental
Peak	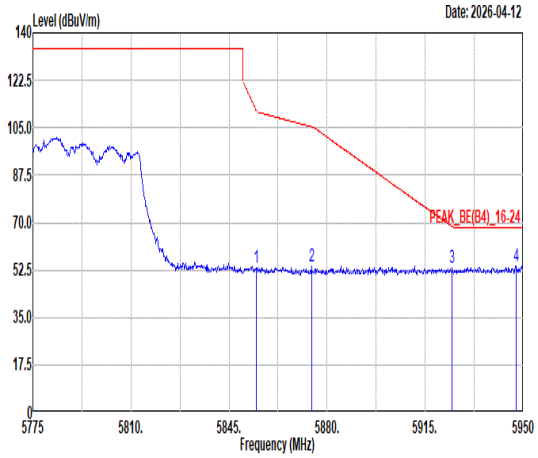 Freq Level Limit Line Margin (dB) Read Level Ant Factor Cable Loss Preamp Factor APos TPos Remark MHz dBuV/m dBuV/m dBuV dB/m dB dB cm deg 1 5854.80 53.14 111.26 -58.12 36.85 35.14 12.08 30.93 329 206 PEAK 2 5874.40 53.67 105.37 -51.70 37.35 35.17 12.10 30.95 329 206 PEAK 3 5924.63 53.13 68.48 -15.35 36.73 35.26 12.15 31.01 329 206 PEAK 4 5947.38 54.01 68.30 -14.29 37.56 35.31 12.18 31.04 329 206 PEAK	Blank

Mode	80	
	Harmonic	
	U-NII-3_5.725-5.85_802.11ac VHT80_CH155_5775MHz	
ANT	1+2	
Pol.	Horizontal	Vertical
Peak Avg	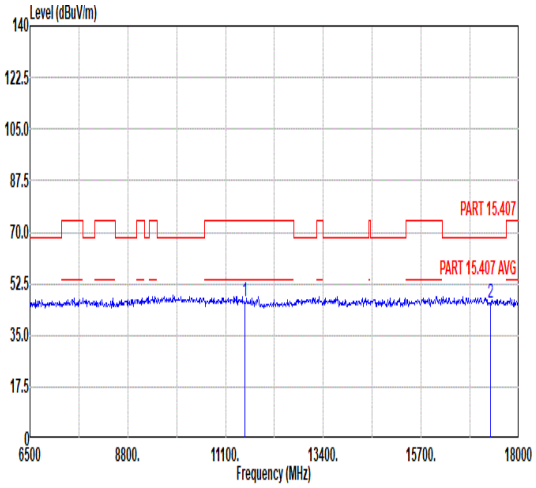 Freq Level Limit Line Margin Read Level Ant Factor Cable Loss Preamp Factor APos TPos Remark MHz dBuV/m dBuV/m dB dBuV dB/m dB dB cm deg 1 11550.00 46.70 74.00 -27.30 54.68 38.35 16.88 63.21 --- --- Peak 2 17325.00 46.20 68.30 -22.10 49.86 41.08 20.58 65.32 --- --- Peak	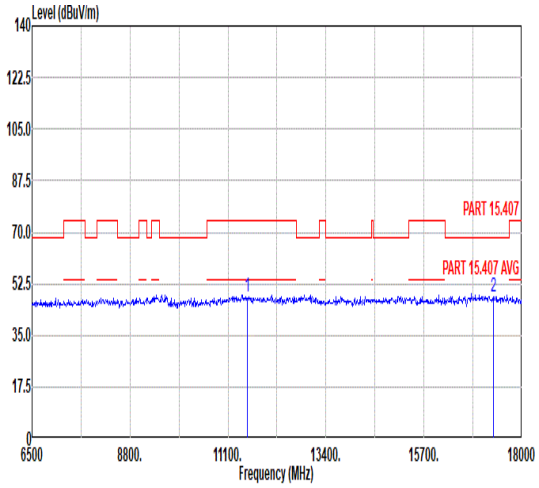 Freq Level Limit Line Margin Read Level Ant Factor Cable Loss Preamp Factor APos TPos Remark MHz dBuV/m dBuV/m dB dBuV dB/m dB dB cm deg 1 11550.00 47.88 74.00 -26.12 55.86 38.35 16.88 63.21 --- --- Peak 2 17325.00 47.82 68.30 -20.48 51.48 41.08 20.58 65.32 --- --- Peak

Mode	81	
	Band Edge	
	U-NII-3_5.725-5.85_802.11ax HE20_CH149_Full RU_5745MHz	
ANT	1+2	
Pol.	Horizontal	Fundamental
Peak	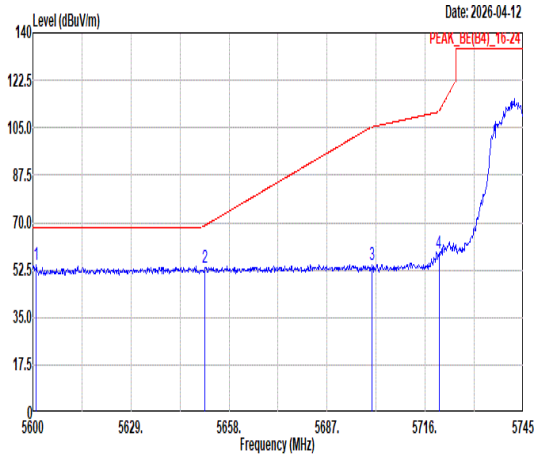 Freq Level Limit Line Margin (dB) Read Level Ant Factor Cable Loss Preamp Factor APos TPos Remark MHz dBuV/m dBuV/m dBuV dB/m dB dB cm deg 1 5601.02 54.25 68.30 -14.05 38.41 34.68 11.79 30.63 174 224 PEAK 2 5650.90 53.29 68.96 -15.67 37.36 34.77 11.85 30.69 174 224 PEAK 3 5700.34 54.68 105.30 -50.62 38.66 34.86 11.91 30.75 174 224 PEAK 4 5720.06 58.80 110.94 -52.14 42.74 34.90 11.93 30.77 174 224 PEAK	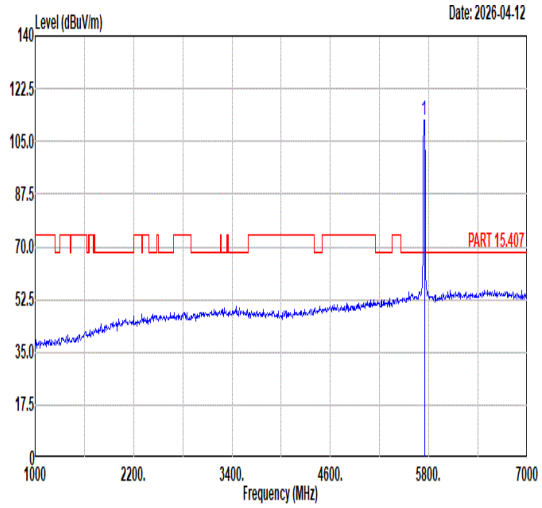 Freq Level Limit Line Margin (dB) Read Level Ant Factor Cable Loss Preamp Factor APos TPos Remark MHz dBuV/m dBuV/m dBuV dB/m dB dB cm deg 1 5745.00 112.06 ------ ------ 95.97 34.93 11.96 30.80 174 224 PEAK
Avg	Blank	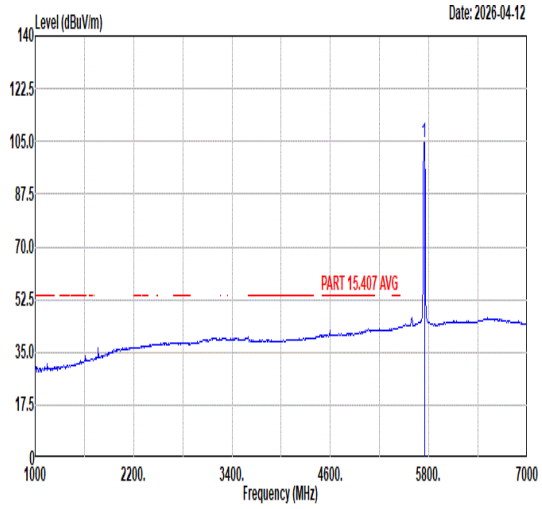 Freq Level Limit Line Margin (dB) Read Level Ant Factor Cable Loss Preamp Factor APos TPos Remark MHz dBuV/m dBuV/m dBuV dB/m dB dB cm deg 1 5745.00 104.67 ------ ------ 88.57 34.94 11.96 30.80 174 224 AVERAGE

Mode	81	
	Band Edge	
	U-NII-3_5.725-5.85_802.11ax HE20_CH149_Full RU_5745MHz	
ANT	1+2	
Pol.	Vertical	Fundamental
Peak	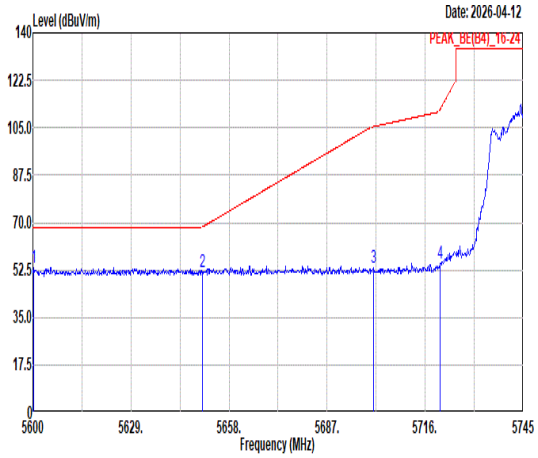 Freq Level Limit Line Margin (dB) Read Level Ant Factor Cable Loss Preamp Factor APos TPos Remark MHz dBuV/m dBuV/m dBuV dB/m dB dB cm deg 1 5600.15 53.57 68.30 -14.73 37.73 34.68 11.79 30.63 307 200 PEAK 2 5650.03 51.80 68.32 -16.52 35.87 34.77 11.85 30.69 307 200 PEAK 3 5700.63 53.26 105.38 -52.12 37.24 34.86 11.91 30.75 307 200 PEAK 4 5720.50 54.84 111.93 -57.09 38.78 34.90 11.93 30.77 307 200 PEAK	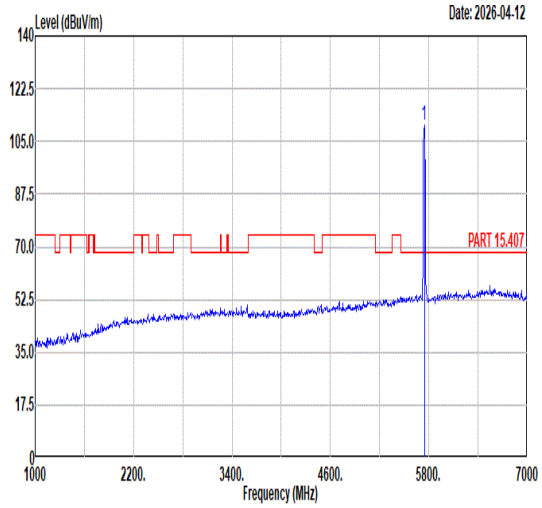 Freq Level Limit Line Margin (dB) Read Level Ant Factor Cable Loss Preamp Factor APos TPos Remark MHz dBuV/m dBuV/m dBuV dB/m dB dB cm deg 1 5745.00 110.22 ------ ------ 94.12 34.94 11.96 30.80 307 200 PEAK
Avg	Blank	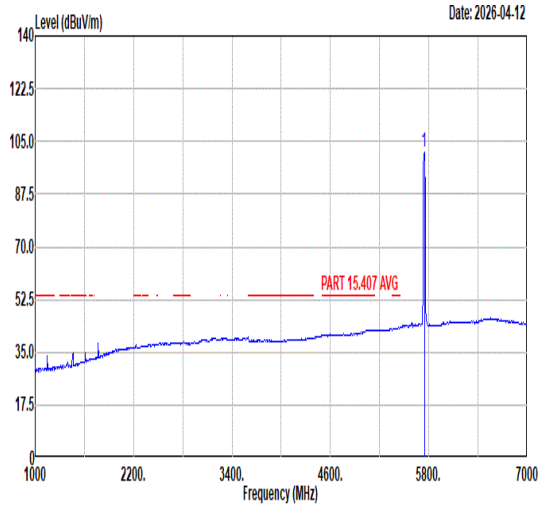 Freq Level Limit Line Margin (dB) Read Level Ant Factor Cable Loss Preamp Factor APos TPos Remark MHz dBuV/m dBuV/m dBuV dB/m dB dB cm deg 1 5745.00 101.54 ------ ------ 85.44 34.94 11.96 30.80 307 200 AVERAGE

Mode	81	
	Harmonic	
	U-NII-3_5.725-5.85_802.11ax HE20_CH149_Full RU_5745MHz	
ANT	1+2	
Pol.	Horizontal	Vertical
Peak Avg	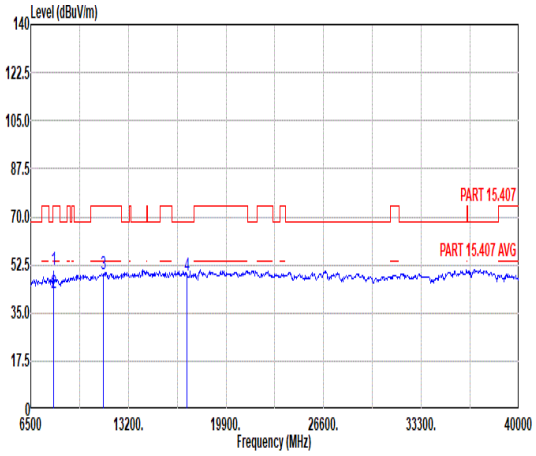 Freq Level Limit Line Margin Read Level Ant Factor Cable Loss Preamp Factor APos TPos Remark MHz dBuV/m dBuV/m dB dBuV dB/m dB dB cm deg 1 8045.00 50.84 74.00 -23.16 65.07 35.89 14.63 64.75 253 138 Peak 2 8045.00 42.42 54.00 -11.58 56.65 35.89 14.63 64.75 253 138 Average 3 11490.00 49.02 74.00 -24.98 57.00 38.29 16.84 63.11 --- --- Peak 4 17235.00 48.75 68.30 -19.55 52.23 41.17 20.53 65.18 --- --- Peak	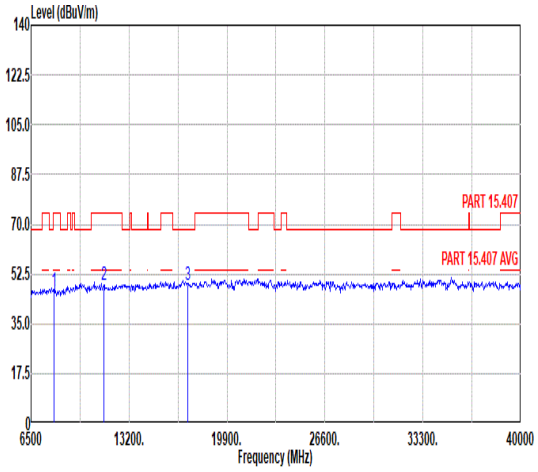 Freq Level Limit Line Margin Read Level Ant Factor Cable Loss Preamp Factor APos TPos Remark MHz dBuV/m dBuV/m dB dBuV dB/m dB dB cm deg 1 8045.00 46.67 74.00 -27.33 60.90 35.89 14.63 64.75 --- --- Peak 2 11490.00 48.40 74.00 -25.60 56.38 38.29 16.84 63.11 --- --- Peak 3 17235.00 48.51 68.30 -19.79 51.99 41.17 20.53 65.18 --- --- Peak

Mode	82	
	Harmonic	
	U-NII-3_5.725-5.85_802.11ax HE20_CH157_Full RU_5785MHz	
ANT	1+2	
Pol.	Horizontal	Vertical
Peak Avg	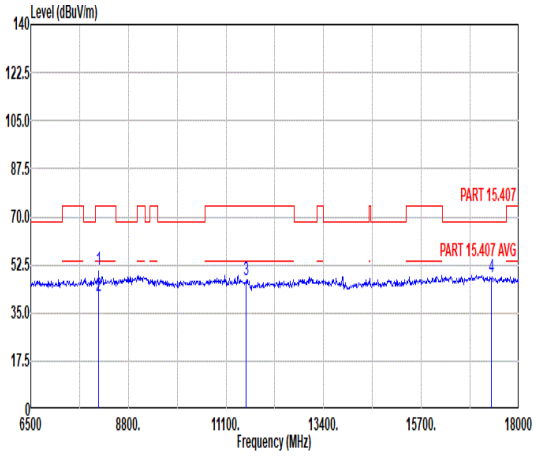 Freq Level Limit Line Margin Read Level Ant Factor Cable Loss Preamp Factor APos TPos Remark MHz dBuV/m dBuV/m dB dBuV dB/m dB dB cm deg 1 8099.00 50.75 74.00 -23.25 64.88 35.88 14.67 64.68 162 139 Peak 2 8099.00 41.36 54.00 -12.64 55.49 35.88 14.67 64.68 162 139 Average 3 11570.00 47.10 74.00 -26.90 55.08 38.37 16.90 63.25 --- --- Peak 4 17355.00 47.87 68.30 -20.43 51.60 41.05 20.59 65.37 --- --- Peak	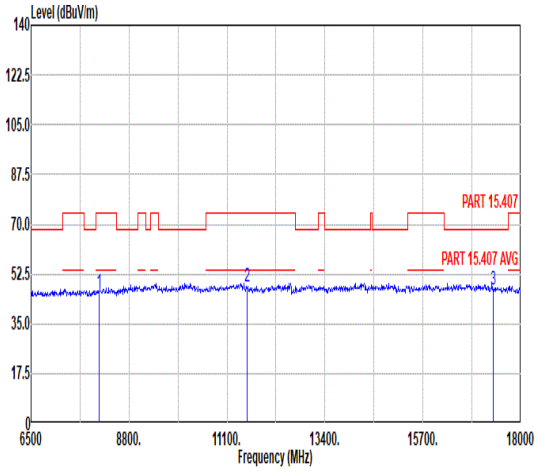 Freq Level Limit Line Margin Read Level Ant Factor Cable Loss Preamp Factor APos TPos Remark MHz dBuV/m dBuV/m dB dBuV dB/m dB dB cm deg 1 8099.00 46.18 74.00 -27.82 60.31 35.88 14.67 64.68 --- --- Peak 2 11570.00 48.24 74.00 -25.76 56.22 38.37 16.90 63.25 --- --- Peak 3 17355.00 47.08 68.30 -21.22 50.81 41.05 20.59 65.37 --- --- Peak

Mode	83	
	Band Edge	
	U-NII-3_5.725-5.85_802.11ax HE20_CH165_Full RU_5825MHz	
ANT	1+2	
Pol.	Horizontal	Fundamental
Peak	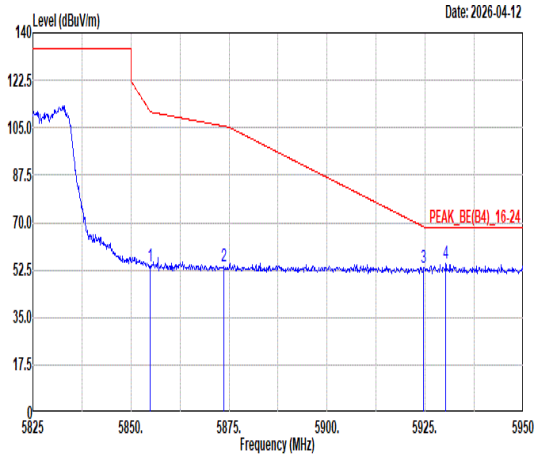 Freq Level Limit Line Margin (dB) Read Level Ant Factor Cable Loss Preamp Factor APos TPos Remark MHz dBuV/m dBuV/m dBuV dB/m dB dB cm deg 1 5854.88 53.92 111.08 -57.16 37.63 35.14 12.08 30.93 166 218 PEAK 2 5873.63 54.07 105.58 -51.51 37.75 35.17 12.10 30.95 166 218 PEAK 3 5924.63 53.50 68.48 -14.98 37.10 35.26 12.15 31.01 166 218 PEAK 4 5930.25 55.17 68.30 -13.13 38.76 35.27 12.16 31.02 166 218 PEAK	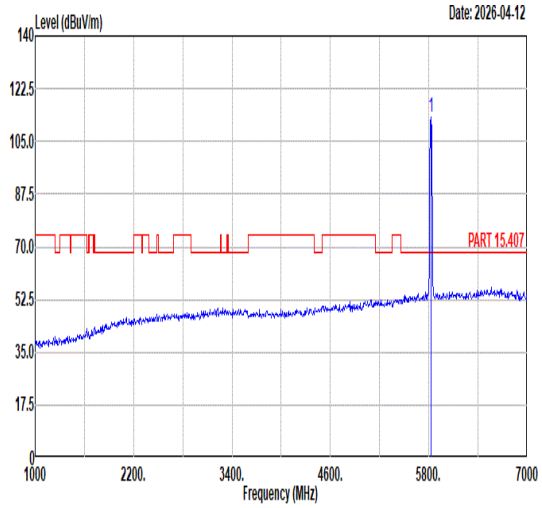 Freq Level Limit Line Margin (dB) Read Level Ant Factor Cable Loss Preamp Factor APos TPos Remark MHz dBuV/m dBuV/m dBuV dB/m dB dB cm deg 1 5825.00 113.20 ------ ------ 96.97 35.08 12.05 30.90 166 218 PEAK
Avg	Blank	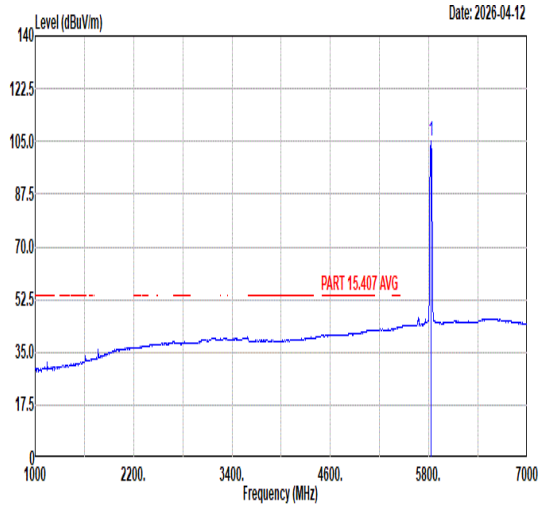 Freq Level Limit Line Margin (dB) Read Level Ant Factor Cable Loss Preamp Factor APos TPos Remark MHz dBuV/m dBuV/m dBuV dB/m dB dB cm deg 1 5825.00 104.98 ------ ------ 88.75 35.08 12.05 30.90 166 218 AVERAGE

Mode	83	
	Band Edge	
	U-NII-3_5.725-5.85_802.11ax HE20_CH165_Full RU_5825MHz	
ANT	1+2	
Pol.	Vertical	Fundamental
Peak	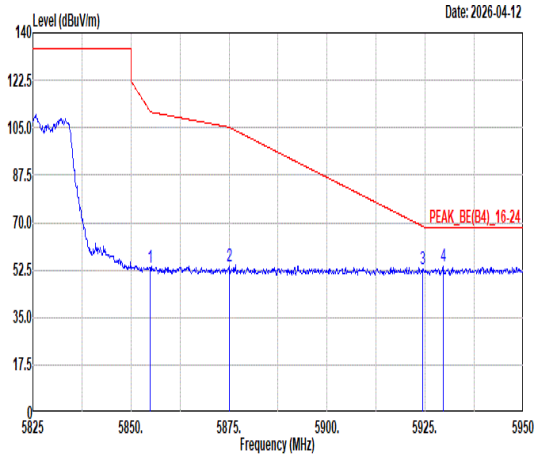 Freq Level Limit Line Margin (dB) Read Level Ant Factor Cable Loss Preamp Factor APos TPos Remark MHz dBuV/m dBuV/m dBuV dB/m dB dB cm deg 1 5854.88 53.41 111.08 -57.67 37.12 35.14 12.08 30.93 312 207 PEAK 2 5875.00 53.66 105.20 -51.54 37.35 35.17 12.10 30.96 312 207 PEAK 3 5924.38 52.88 68.66 -15.78 36.48 35.26 12.15 31.01 312 207 PEAK 4 5929.63 53.97 68.30 -14.33 37.56 35.27 12.16 31.02 312 207 PEAK	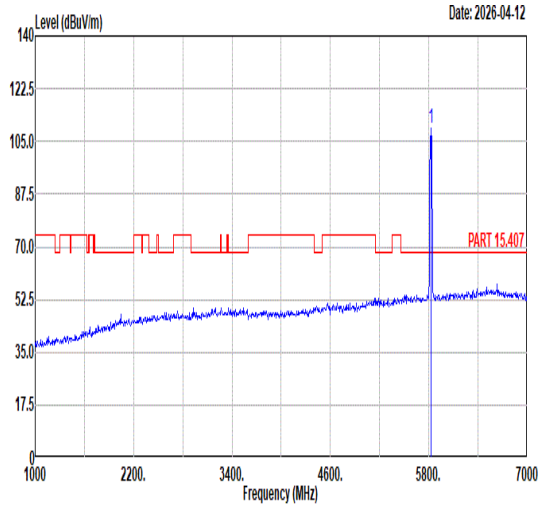 Freq Level Limit Line Margin (dB) Read Level Ant Factor Cable Loss Preamp Factor APos TPos Remark MHz dBuV/m dBuV/m dBuV dB/m dB dB cm deg 1 5825.00 109.18 ------ ------ 92.95 35.08 12.05 30.90 312 207 PEAK
Avg	Blank	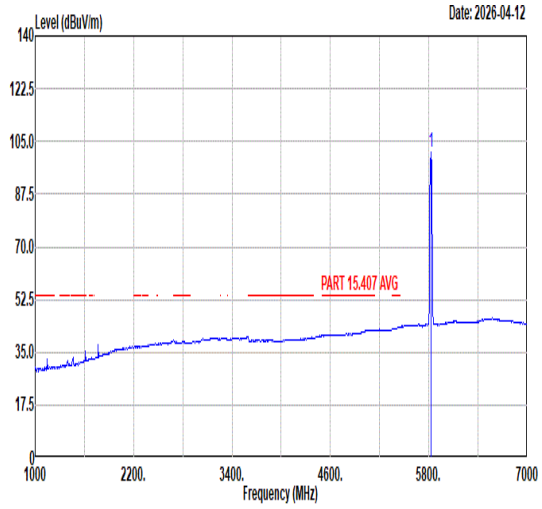 Freq Level Limit Line Margin (dB) Read Level Ant Factor Cable Loss Preamp Factor APos TPos Remark MHz dBuV/m dBuV/m dBuV dB/m dB dB cm deg 1 5825.00 101.42 ------ ------ 85.19 35.08 12.05 30.90 312 207 AVERAGE

Mode	83	
	Harmonic	
	U-NII-3_5.725-5.85_802.11ax HE20_CH165_Full RU_5825MHz	
ANT	1+2	
Pol.	Horizontal	Vertical
Peak Avg	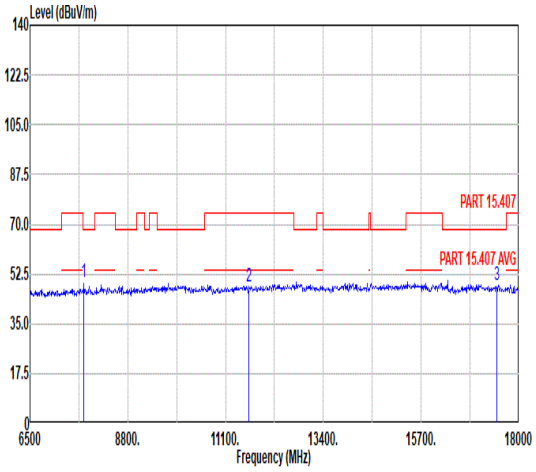 Freq Level Limit Line Margin Read Level Ant Factor Cable Loss Preamp Factor APos TPos Remark MHz dBuV/m dBuV/m dB dBuV dB/m dB dB cm deg 1 7766.00 49.74 68.30 -18.56 64.16 35.71 14.39 64.52 174 232 Peak 2 11650.00 48.14 74.00 -25.86 56.17 38.45 16.95 63.43 --- --- Peak 3 17475.00 48.40 68.30 -19.90 52.41 40.93 20.62 65.56 --- --- Peak	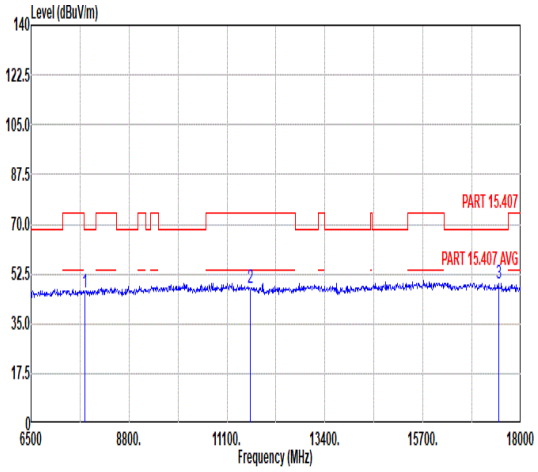 Freq Level Limit Line Margin Read Level Ant Factor Cable Loss Preamp Factor APos TPos Remark MHz dBuV/m dBuV/m dB dBuV dB/m dB dB cm deg 1 7766.00 46.04 68.30 -22.26 60.46 35.71 14.39 64.52 --- --- Peak 2 11650.00 47.33 74.00 -26.67 55.36 38.45 16.95 63.43 --- --- Peak 3 17475.00 48.89 68.30 -19.41 52.90 40.93 20.62 65.56 --- --- Peak

Mode	84	
	Band Edge - L	
	U-NII-3_5.725-5.85_802.11ax HE40_CH151_Full RU_5755MHz	
ANT	1+2	
Pol.	Horizontal	Fundamental
Peak	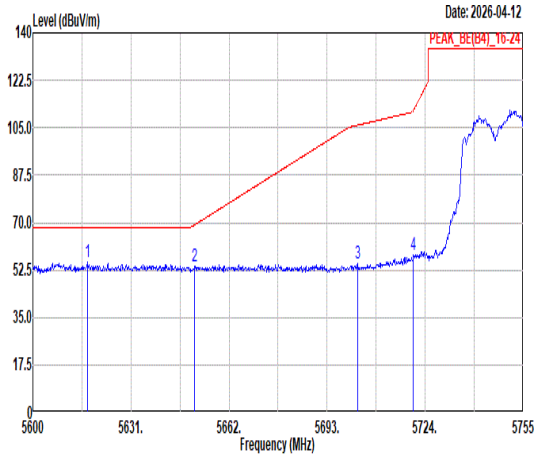 Freq Level Limit Line Margin (dB) Read Level Ant Factor Cable Loss Preamp Factor APos TPos Remark MHz dBuV/m dBuV/m dBuV dB/m dB dB cm deg 1 5617.36 55.41 68.30 -12.89 39.54 34.71 11.81 30.65 167 221 PEAK 2 5651.15 54.08 69.15 -15.07 38.15 34.77 11.85 30.69 167 221 PEAK 3 5702.61 54.77 105.93 -51.16 38.75 34.86 11.91 30.75 167 221 PEAK 4 5720.28 58.13 111.44 -53.31 42.07 34.90 11.93 30.77 167 221 PEAK	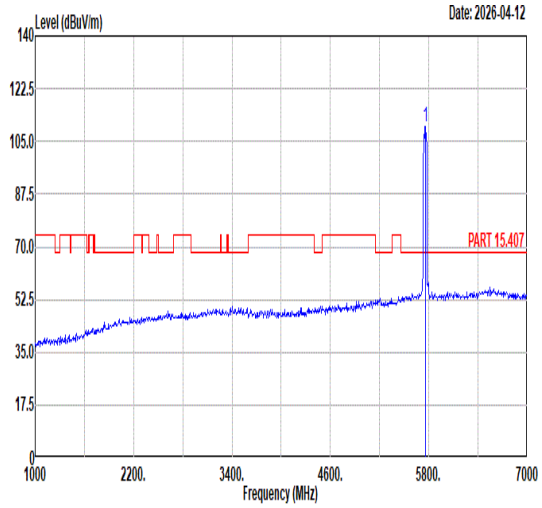 Freq Level Limit Line Margin (dB) Read Level Ant Factor Cable Loss Preamp Factor APos TPos Remark MHz dBuV/m dBuV/m dBuV dB/m dB dB cm deg 1 5755.00 110.01 ------ ------ 93.87 34.98 11.98 30.82 167 221 PEAK
Avg	Blank	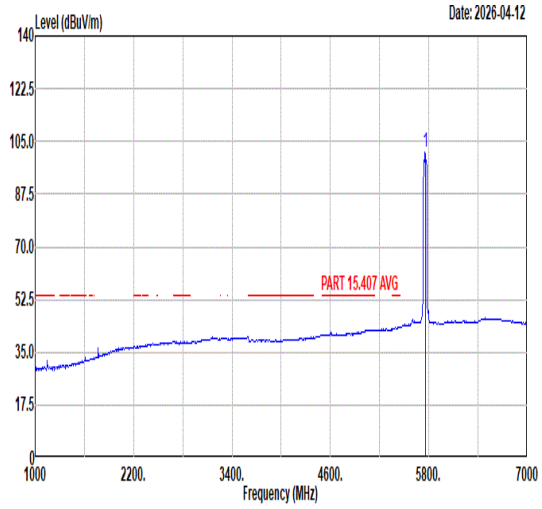 Freq Level Limit Line Margin (dB) Read Level Ant Factor Cable Loss Preamp Factor APos TPos Remark MHz dBuV/m dBuV/m dBuV dB/m dB dB cm deg 1 5755.00 101.65 ------ ------ 85.54 34.95 11.97 30.81 167 221 AVERAGE

Mode	84	
	Band Edge - R	
	U-NII-3_5.725-5.85_802.11ax HE40_CH151_Full RU_5755MHz	
ANT	1+2	
Pol.	Horizontal	Fundamental
Peak	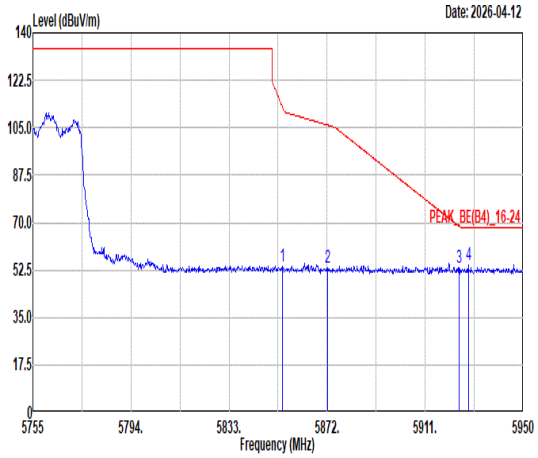 Freq Level Limit Line Margin (dB) Read Level Ant Factor Cable Loss Preamp Factor APos TPos Remark MHz dBuV/m dBuV/m dBuV dB/m dB dB cm deg 1 5854.26 54.09 112.50 -58.41 37.80 35.14 12.08 30.93 167 221 PEAK 2 5872.20 53.57 105.98 -52.41 37.25 35.17 12.10 30.95 167 221 PEAK 3 5924.46 53.37 68.60 -15.23 36.97 35.26 12.15 31.01 167 221 PEAK 4 5928.16 54.30 68.30 -14.00 37.89 35.27 12.16 31.02 167 221 PEAK	Blank

Mode	84	
	Band Edge - L	
	U-NII-3_5.725-5.85_802.11ax HE40_CH151_Full RU_5755MHz	
ANT	1+2	
Pol.	Vertical	Fundamental
Peak	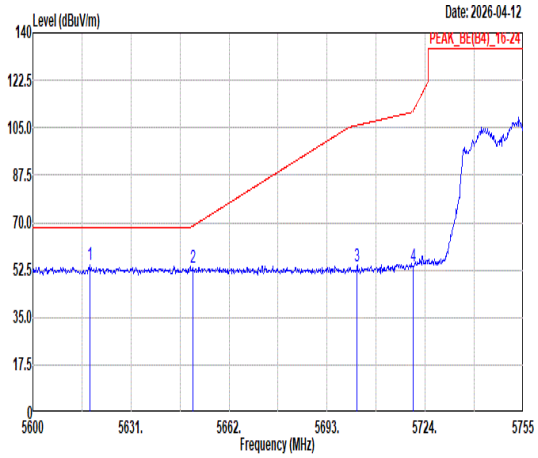 Freq Level Limit Line Margin (dB) Read Level Ant Factor Cable Loss Preamp Factor APos TPos Remark MHz dBuV/m dBuV/m dBuV dB/m dB dB cm deg 1 5617.98 54.29 68.30 -14.01 38.42 34.71 11.81 30.65 328 207 PEAK 2 5650.53 53.55 68.69 -15.14 37.62 34.77 11.85 30.69 328 207 PEAK 3 5702.46 54.15 105.89 -51.74 38.13 34.86 11.91 30.75 328 207 PEAK 4 5720.13 54.01 111.09 -57.08 37.95 34.90 11.93 30.77 328 207 PEAK	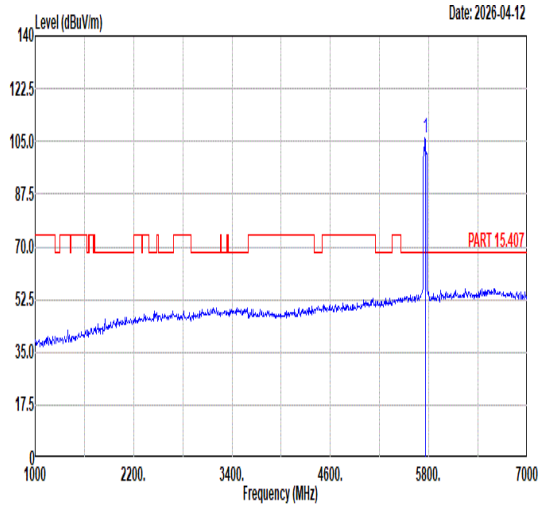 Freq Level Limit Line Margin (dB) Read Level Ant Factor Cable Loss Preamp Factor APos TPos Remark MHz dBuV/m dBuV/m dBuV dB/m dB dB cm deg 1 5755.00 105.97 ------ ------ 89.86 34.95 11.97 30.81 328 207 PEAK
Avg	Blank	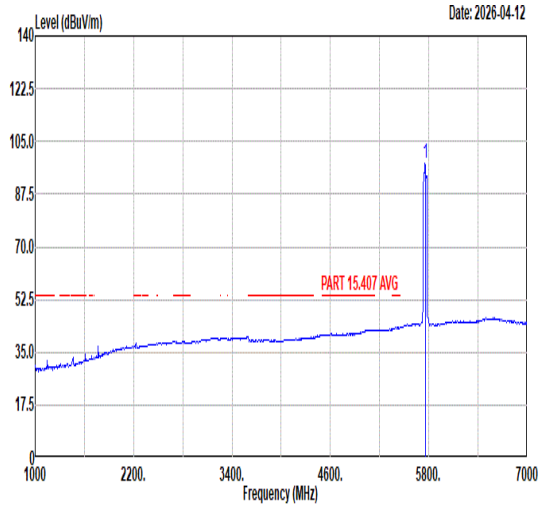 Freq Level Limit Line Margin (dB) Read Level Ant Factor Cable Loss Preamp Factor APos TPos Remark MHz dBuV/m dBuV/m dBuV dB/m dB dB cm deg 1 5755.00 97.84 ------ ------ 81.73 34.95 11.97 30.81 328 207 AVERAGE

Mode	84	
	Band Edge - R	
	U-NII-3_5.725-5.85_802.11ax HE40_CH151_Full RU_5755MHz	
ANT	1+2	
Pol.	Vertical	Fundamental
Peak	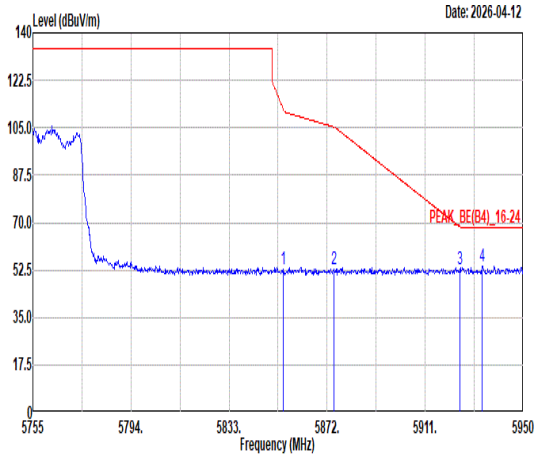 Freq / Level / Limit Line / Margin (dB) / Read Level / Ant Factor / Cable Loss / Preamp Factor / APos / TPos / Remark MHz / dBuV/m / dBuV/m / dBuV / dB/m / dB / dB / cm / deg 1 5854.45 52.85 112.05 -59.20 36.56 35.14 12.08 30.93 328 207 PEAK 2 5874.73 52.77 105.28 -52.51 36.45 35.17 12.10 30.95 328 207 PEAK 3 5924.85 52.59 68.31 -15.72 36.19 35.26 12.15 31.01 328 207 PEAK 4 5933.62 53.81 68.30 -14.49 37.39 35.28 12.16 31.02 328 207 PEAK	Blank

Mode	84	
	Harmonic	
	U-NII-3_5.725-5.85_802.11ax HE40_CH151_Full RU_5755MHz	
ANT	1+2	
Pol.	Horizontal	Vertical
Peak Avg	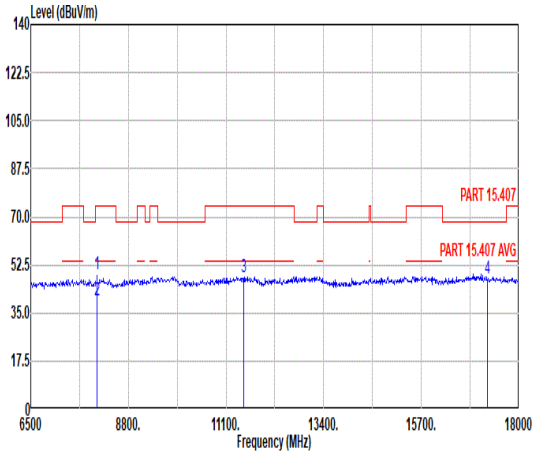 Freq Level Limit Line Margin Read Level Ant Factor Cable Loss Preamp Factor APos TPos Remark MHz dBuV/m dBuV/m dB dBuV dB/m dB dB cm deg 1 8058.00 49.27 74.00 -24.73 63.47 35.89 14.64 64.73 220 138 Peak 2 8058.00 39.56 54.00 -14.44 53.76 35.89 14.64 64.73 220 138 Average 3 11510.00 48.14 74.00 -25.86 56.09 38.31 16.86 63.12 --- --- Peak 4 17265.00 47.72 68.30 -20.58 51.26 41.14 20.54 65.22 --- --- Peak	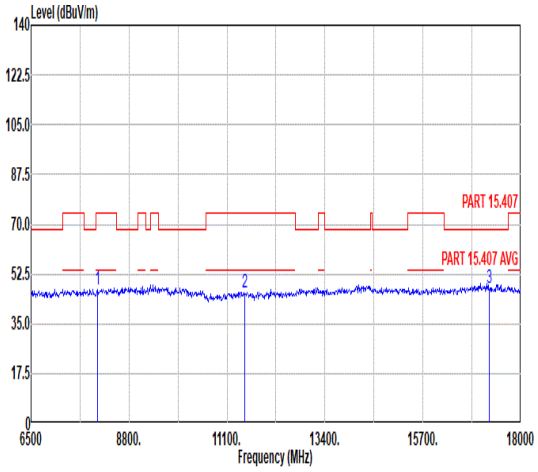 Freq Level Limit Line Margin Read Level Ant Factor Cable Loss Preamp Factor APos TPos Remark MHz dBuV/m dBuV/m dB dBuV dB/m dB dB cm deg 1 8058.00 46.85 74.00 -27.15 61.05 35.89 14.64 64.73 --- --- Peak 2 11510.00 45.94 74.00 -28.06 53.89 38.31 16.86 63.12 --- --- Peak 3 17265.00 47.29 68.30 -21.01 50.83 41.14 20.54 65.22 --- --- Peak

Mode	85	
	Band Edge - L	
	U-NII-3_5.725-5.85_802.11ax HE40_CH159_Full RU_5795MHz	
ANT	1+2	
Pol.	Horizontal	Fundamental
Peak	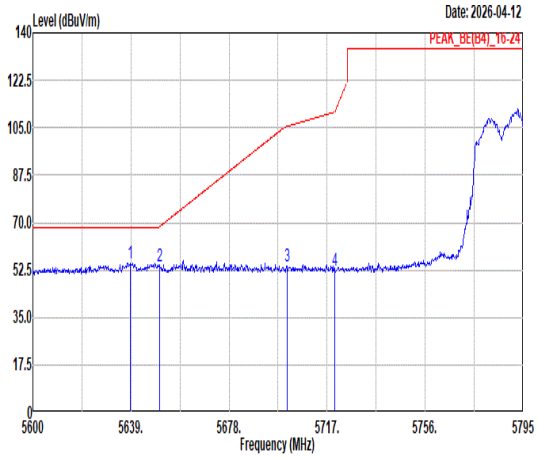 Freq Level Limit Line Margin (dB) Read Level Ant Factor Cable Loss Preamp Factor APos TPos Remark MHz dBuV/m dBuV/m dBuV dB/m dB dB cm deg 1 5638.81 55.19 68.30 -13.11 39.28 34.75 11.84 30.68 178 221 PEAK 2 5650.31 54.10 68.53 -14.43 38.17 34.77 11.85 30.69 178 221 PEAK 3 5701.01 53.82 105.48 -51.66 37.80 34.86 11.91 30.75 178 221 PEAK 4 5720.12 52.54 111.07 -58.53 36.48 34.90 11.93 30.77 178 221 PEAK	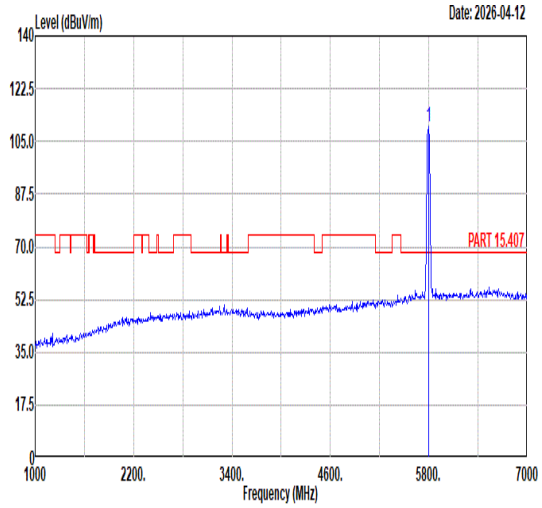 Freq Level Limit Line Margin (dB) Read Level Ant Factor Cable Loss Preamp Factor APos TPos Remark MHz dBuV/m dBuV/m dBuV dB/m dB dB cm deg 1 5795.00 110.01 ------ ------ 93.82 35.03 12.02 30.86 178 221 PEAK
Avg	Blank	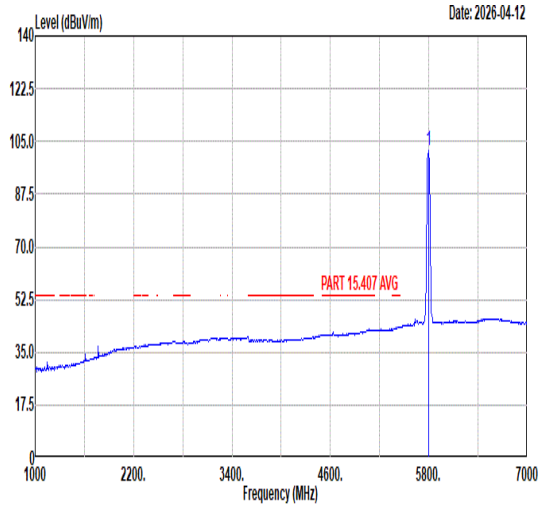 Freq Level Limit Line Margin (dB) Read Level Ant Factor Cable Loss Preamp Factor APos TPos Remark MHz dBuV/m dBuV/m dBuV dB/m dB dB cm deg 1 5795.00 101.71 ------ ------ 85.52 35.03 12.02 30.86 178 221 AVERAGE

Mode	85	
	Band Edge - R	
	U-NII-3_5.725-5.85_802.11ax HE40_CH159_Full RU_5795MHz	
ANT	1+2	
Pol.	Horizontal	Fundamental
Peak	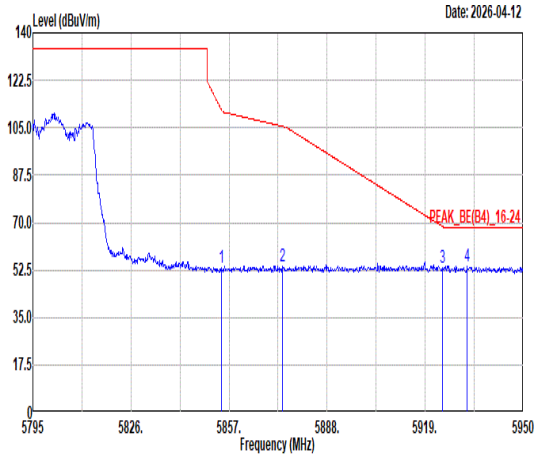 Freq Level Limit Line Margin (dB) Read Level Ant Factor Cable Loss Preamp Factor APos TPos Remark MHz dBuV/m dBuV/m dBuV dB/m dB dB cm deg 1 5854.68 53.61 111.54 -57.93 37.32 35.14 12.08 30.93 178 221 PEAK 2 5873.90 53.63 105.51 -51.88 37.31 35.17 12.10 30.95 178 221 PEAK 3 5924.43 53.12 68.62 -15.50 36.72 35.26 12.15 31.01 178 221 PEAK 4 5932.33 53.98 68.30 -14.32 37.56 35.28 12.16 31.02 178 221 PEAK	Blank

Mode	85	
	Band Edge - L	
	U-NII-3_5.725-5.85_802.11ax HE40_CH159_Full RU_5795MHz	
ANT	1+2	
Pol.	Vertical	Fundamental
Peak	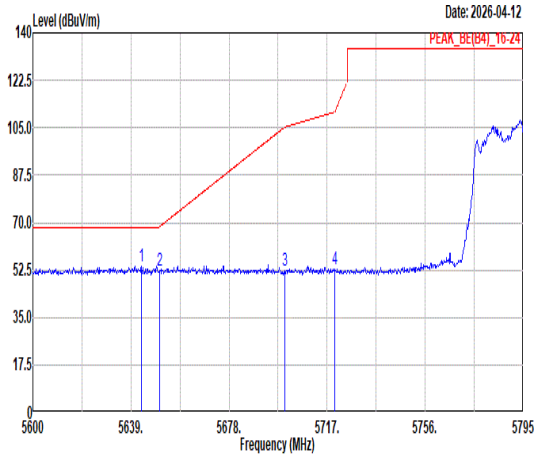 Freq Level Limit Line Margin (dB) Read Level Ant Factor Cable Loss Preamp Factor APos TPos Remark MHz dBuV/m dBuV/m dBuV dB/m dB dB cm deg 1 5643.10 53.86 68.30 -14.44 37.94 34.76 11.84 30.68 334 201 PEAK 2 5650.51 52.41 68.67 -16.26 36.48 34.77 11.85 30.69 334 201 PEAK 3 5700.04 52.30 105.21 -52.91 36.28 34.86 11.91 30.75 334 201 PEAK 4 5720.12 52.64 111.07 -58.43 36.58 34.90 11.93 30.77 334 201 PEAK	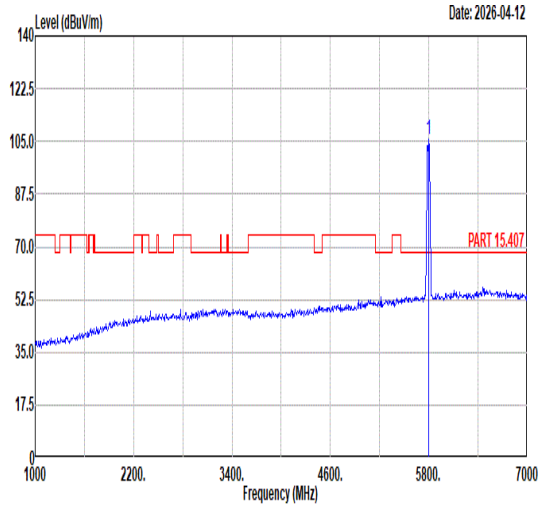 Freq Level Limit Line Margin (dB) Read Level Ant Factor Cable Loss Preamp Factor APos TPos Remark MHz dBuV/m dBuV/m dBuV dB/m dB dB cm deg 1 5795.00 105.59 ------ ------ 89.40 35.03 12.02 30.86 334 201 PEAK
Avg	Blank	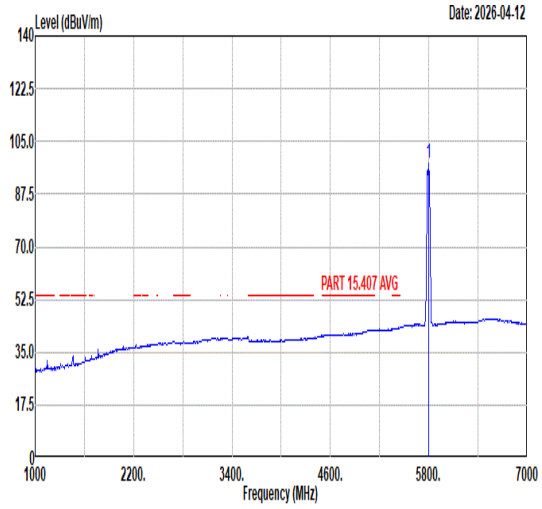 Freq Level Limit Line Margin (dB) Read Level Ant Factor Cable Loss Preamp Factor APos TPos Remark MHz dBuV/m dBuV/m dBuV dB/m dB dB cm deg 1 5795.00 97.79 ------ ------ 81.60 35.03 12.02 30.86 334 201 AVERAGE

Mode	85	
	Band Edge - R	
	U-NII-3_5.725-5.85_802.11ax HE40_CH159_Full RU_5795MHz	
ANT	1+2	
Pol.	Vertical	Fundamental
Peak	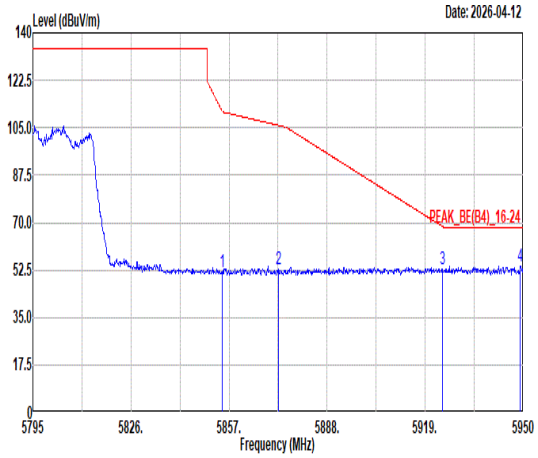 Freq / Level / Limit Line / Margin (dB) / Read Level / Ant Factor / Cable Loss / Preamp Factor / APos / TPos / Remark MHz / dBuV/m / dBuV/m / dBuV / dB/m / dB / dB / cm / deg 1 5854.83 51.77 111.19 -59.42 35.48 35.14 12.08 30.93 334 201 PEAK 2 5872.66 52.95 105.86 -52.91 36.63 35.17 12.10 30.95 334 201 PEAK 3 5924.58 52.75 68.51 -15.76 36.35 35.26 12.15 31.01 334 201 PEAK 4 5949.07 54.13 68.30 -14.17 37.68 35.31 12.18 31.04 334 201 PEAK	Blank

Mode	85	
	Harmonic	
	U-NII-3_5.725-5.85_802.11ax HE40_CH159_Full RU_5795MHz	
ANT	1+2	
Pol.	Horizontal	Vertical
Peak Avg	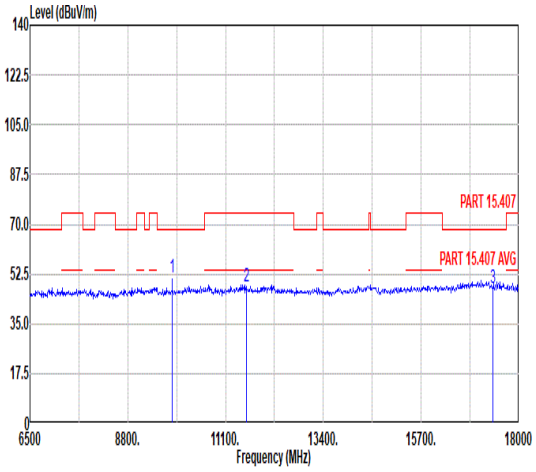 Freq Level Limit Line Margin Read Level Ant Factor Cable Loss Preamp Factor APos TPos Remark MHz dBuV/m dBuV/m dB dBuV dB/m dB dB cm deg 1 9851.00 51.45 68.30 -16.85 62.37 37.09 15.89 63.90 184 119 Peak 2 11590.00 47.98 74.00 -26.02 55.98 38.39 16.91 63.30 --- --- Peak 3 17385.00 47.77 68.30 -20.53 51.56 41.02 20.61 65.42 --- --- Peak	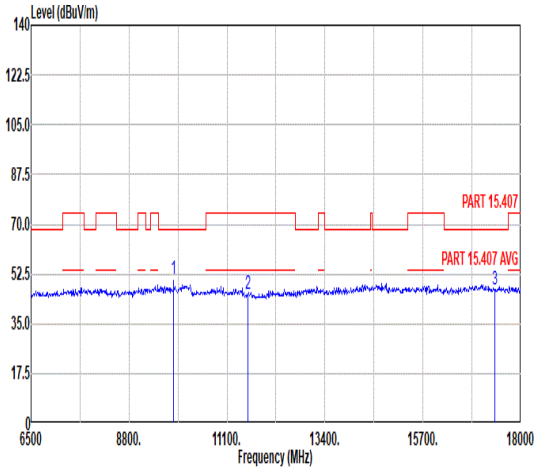 Freq Level Limit Line Margin Read Level Ant Factor Cable Loss Preamp Factor APos TPos Remark MHz dBuV/m dBuV/m dB dBuV dB/m dB dB cm deg 1 9851.00 50.51 68.30 -17.79 61.43 37.09 15.89 63.90 243 191 Peak 2 11590.00 45.47 74.00 -28.53 53.47 38.39 16.91 63.30 --- --- Peak 3 17385.00 47.14 68.30 -21.16 50.93 41.02 20.61 65.42 --- --- Peak

Mode	86	
	Band Edge - L	
	U-NII-3_5.725-5.85_802.11ax HE80_CH155_Full RU_5775MHz	
ANT	1+2	
Pol.	Horizontal	Fundamental
Peak	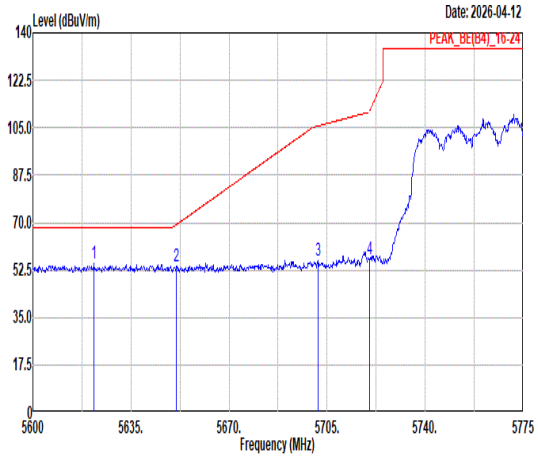 Freq Level Limit Line Margin (dB) Read Level Ant Factor Cable Loss Preamp Factor APos TPos Remark MHz dBuV/m dBuV/m dBuV dB/m dB dB cm deg 1 5621.88 54.78 68.30 -13.52 38.90 34.72 11.82 30.66 175 225 PEAK 2 5651.28 54.01 69.24 -15.23 38.08 34.77 11.85 30.69 175 225 PEAK 3 5701.68 55.99 105.67 -49.68 39.97 34.86 11.91 30.75 175 225 PEAK 4 5720.05 56.41 110.91 -54.50 40.35 34.90 11.93 30.77 175 225 PEAK	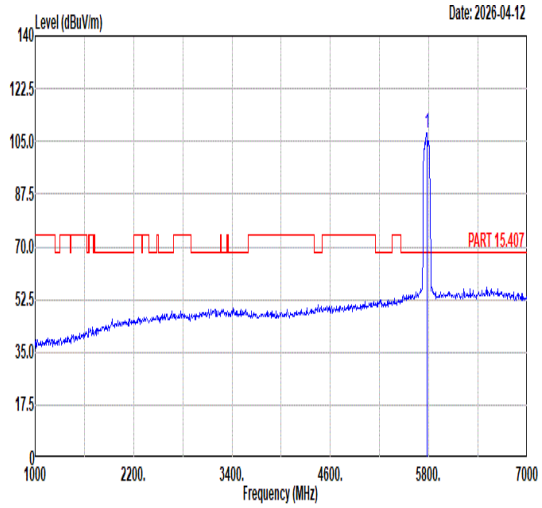 Freq Level Limit Line Margin (dB) Read Level Ant Factor Cable Loss Preamp Factor APos TPos Remark MHz dBuV/m dBuV/m dBuV dB/m dB dB cm deg 1 5775.00 107.58 ------ ------ 91.43 34.99 11.99 30.83 175 225 PEAK
Avg	Blank	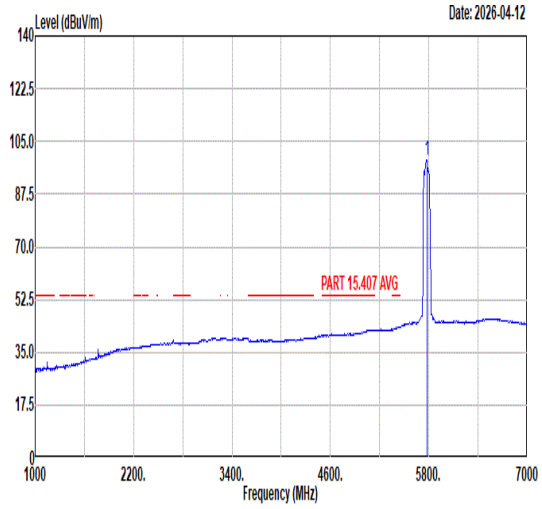 Freq Level Limit Line Margin (dB) Read Level Ant Factor Cable Loss Preamp Factor APos TPos Remark MHz dBuV/m dBuV/m dBuV dB/m dB dB cm deg 1 5775.00 98.76 ------ ------ 82.61 34.99 11.99 30.83 175 225 AVERAGE

Mode	86	
	Band Edge - R	
	U-NII-3_5.725-5.85_802.11ax HE80_CH155_Full RU_5775MHz	
ANT	1+2	
Pol.	Horizontal	Fundamental
Peak	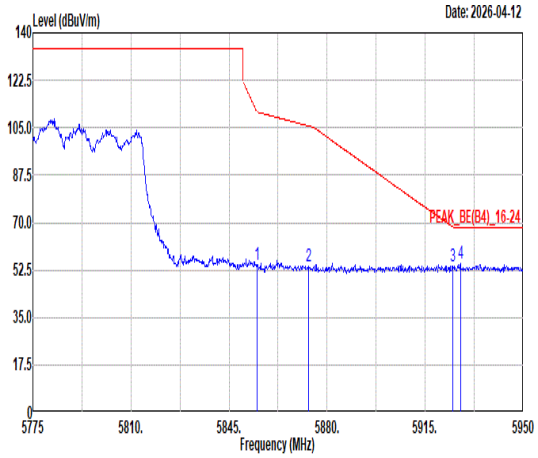 Freq Level Limit Line Margin (dB) Read Level Ant Factor Cable Loss Preamp Factor APos TPos Remark MHz dBuV/m dBuV/m dBuV dB/m dB dB cm deg 1 5854.98 54.60 110.86 -56.26 38.31 35.14 12.08 30.93 175 225 PEAK 2 5873.53 54.04 105.61 -51.57 37.72 35.17 12.10 30.95 175 225 PEAK 3 5924.80 54.09 68.35 -14.26 37.69 35.26 12.15 31.01 175 225 PEAK 4 5927.60 54.86 68.30 -13.44 38.45 35.27 12.16 31.02 175 225 PEAK	Blank

Mode	86	
	Band Edge - L	
	U-NII-3_5.725-5.85_802.11ax HE80_CH155_Full RU_5775MHz	
ANT	1+2	
Pol.	Vertical	Fundamental
Peak	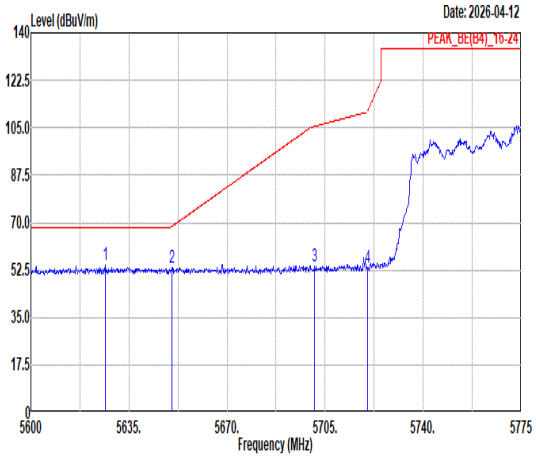 Freq Level Limit Line Margin (dB) Read Level Ant Factor Cable Loss Preamp Factor APos TPos Remark MHz dBuV/m dBuV/m dBuV dB/m dB dB cm deg 1 5626.60 54.18 68.30 -14.12 38.29 34.73 11.82 30.66 318 199 PEAK 2 5650.40 53.48 68.60 -15.12 37.55 34.77 11.85 30.69 318 199 PEAK 3 5701.33 53.73 105.57 -51.84 37.71 34.86 11.91 30.75 318 199 PEAK 4 5720.05 53.48 110.91 -57.43 37.42 34.90 11.93 30.77 318 199 PEAK	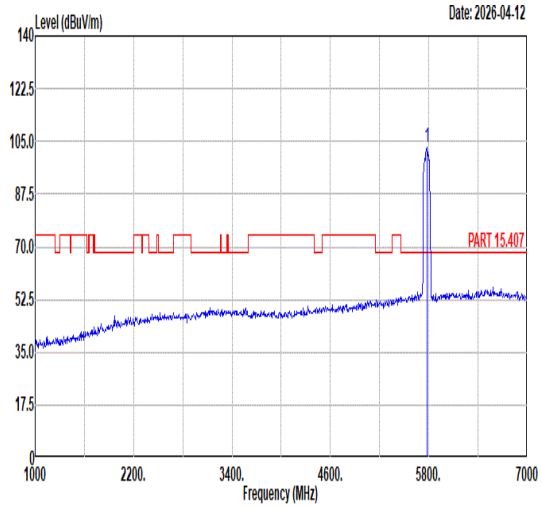 Freq Level Limit Line Margin (dB) Read Level Ant Factor Cable Loss Preamp Factor APos TPos Remark MHz dBuV/m dBuV/m dBuV dB/m dB dB cm deg 1 5775.00 103.14 ------ ------ 86.98 35.00 12.00 30.84 318 199 PEAK
Avg	Blank	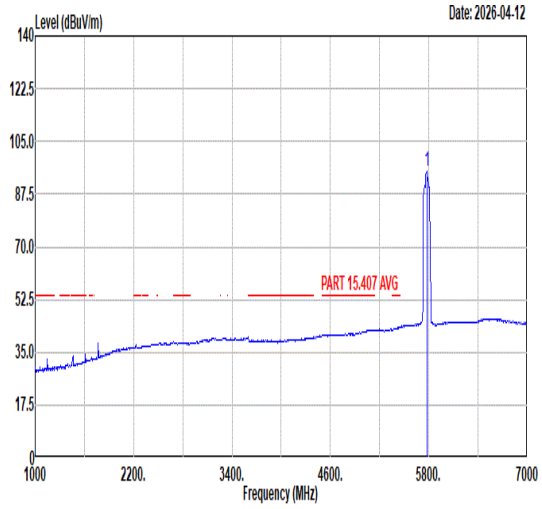 Freq Level Limit Line Margin (dB) Read Level Ant Factor Cable Loss Preamp Factor APos TPos Remark MHz dBuV/m dBuV/m dBuV dB/m dB dB cm deg 1 5775.00 95.34 ------ ------ 79.18 35.00 12.00 30.84 318 199 AVERAGE

Mode	86	
	Band Edge - R	
	U-NII-3_5.725-5.85_802.11ax HE80_CH155_Full RU_5775MHz	
ANT	1+2	
Pol.	Vertical	Fundamental
Peak	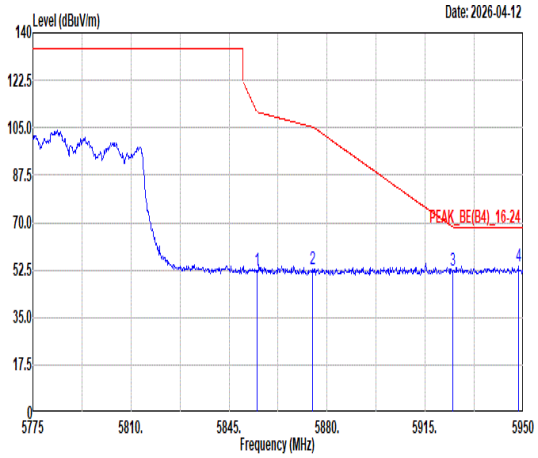 Freq / Level / Limit Line / Margin (dB) / Read Level / Ant Factor / Cable Loss / Preamp Factor / APos / TPos / Remark MHz / dBuV/m / dBuV/m / dBuV / dB/m / dB / dB / cm / deg 1 5854.98 52.21 110.86 -58.65 35.92 35.14 12.08 30.93 318 199 PEAK 2 5874.75 52.61 105.27 -52.66 36.29 35.17 12.10 30.95 318 199 PEAK 3 5924.98 52.31 68.22 -15.91 35.91 35.26 12.15 31.01 318 199 PEAK 4 5948.25 53.74 68.30 -14.56 37.29 35.31 12.18 31.04 318 199 PEAK	Blank

Mode	86	
	Harmonic	
	U-NII-3_5.725-5.85_802.11ax HE80_CH155_Full RU_5775MHz	
ANT	1+2	
Pol.	Horizontal	Vertical
Peak Avg	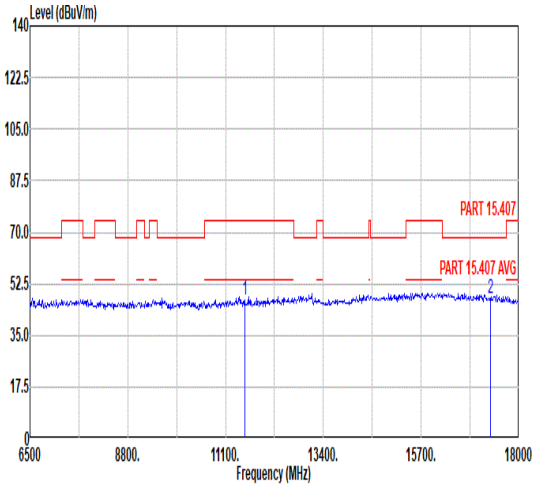 Freq Level Limit Line Margin Read Level Ant Factor Cable Loss Preamp Factor APos TPos Remark MHz dBuV/m dBuV/m dB dBuV dB/m dB dB cm deg 1 11550.00 47.14 74.00 -26.86 55.12 38.35 16.88 63.21 --- --- Peak 2 17325.00 47.55 68.30 -20.75 51.21 41.08 20.58 65.32 --- --- Peak	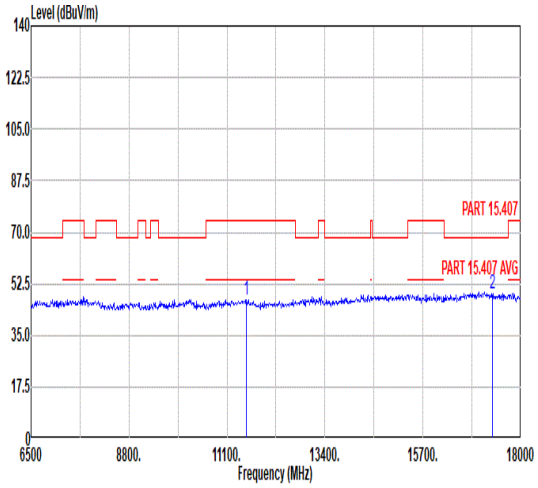 Freq Level Limit Line Margin Read Level Ant Factor Cable Loss Preamp Factor APos TPos Remark MHz dBuV/m dBuV/m dB dBuV dB/m dB dB cm deg 1 11550.00 47.18 74.00 -26.82 55.16 38.35 16.88 63.21 --- --- Peak 2 17325.00 49.11 68.30 -19.19 52.77 41.08 20.58 65.32 --- --- Peak

Mode	87	
	Band Edge	
	U-NII-3_5.725-5.85_802.11ax HE20_CH149_Partial RU 26/0_5745MHz	
ANT	1+2	
Pol.	Horizontal	Fundamental
Peak	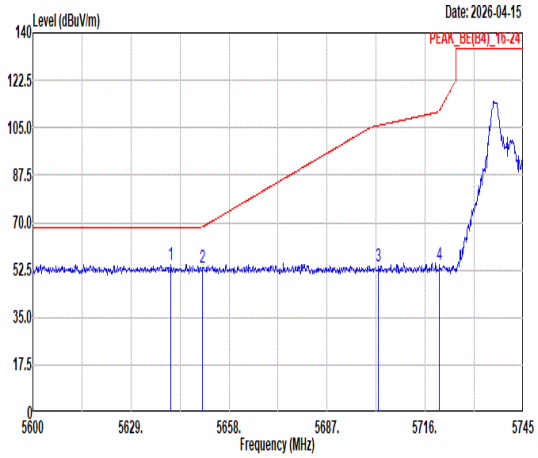 Freq Level Limit Line Margin (dB) Read Level Ant Factor Cable Loss Preamp Factor APos TPos Remark MHz dBuV/m dBuV/m dBuV dB/m dB dB cm deg 1 5640.75 54.61 68.30 -13.69 38.70 34.75 11.84 30.68 253 129 PEAK 2 5650.17 53.35 68.43 -15.08 37.42 34.77 11.85 30.69 253 129 PEAK 3 5702.23 53.98 105.82 -51.84 37.96 34.86 11.91 30.75 253 129 PEAK 4 5720.21 54.18 111.27 -57.09 38.12 34.90 11.93 30.77 253 129 PEAK	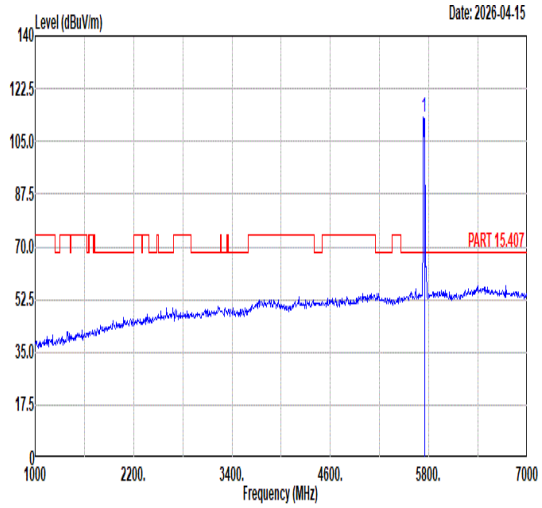 Freq Level Limit Line Margin (dB) Read Level Ant Factor Cable Loss Preamp Factor APos TPos Remark MHz dBuV/m dBuV/m dBuV dB/m dB dB cm deg 1 5745.00 113.17 ------ ------ 97.09 34.92 11.95 30.79 253 129 PEAK
Avg	Blank	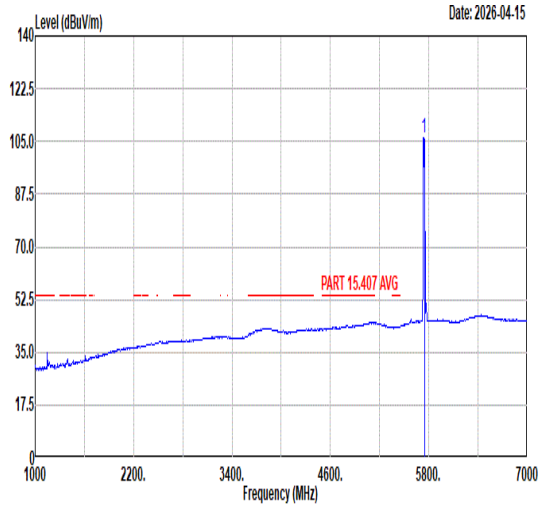 Freq Level Limit Line Margin (dB) Read Level Ant Factor Cable Loss Preamp Factor APos TPos Remark MHz dBuV/m dBuV/m dBuV dB/m dB dB cm deg 1 5745.00 106.35 ------ ------ 90.27 34.92 11.95 30.79 253 129 AVERAGE

Mode	87	
	Band Edge	
	U-NII-3_5.725-5.85_802.11ax HE20_CH149_Partial RU 26/0_5745MHz	
ANT	1+2	
Pol.	Vertical	Fundamental
Peak	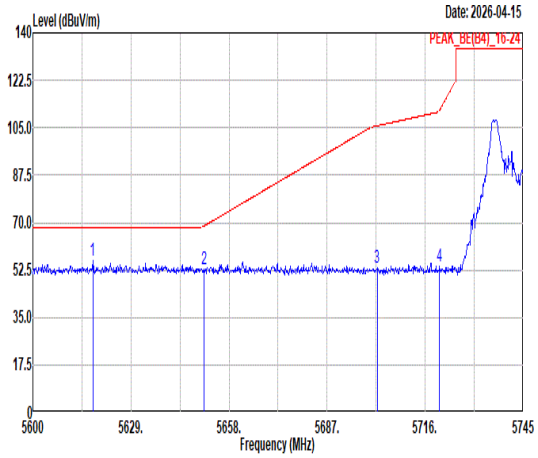 Freq Level Limit Line Margin (dB) Read Level Ant Factor Cable Loss Preamp Factor APos TPos Remark MHz dBuV/m dBuV/m dBuV dB/m dB dB cm deg 1 5617.69 56.04 68.30 -12.26 40.17 34.71 11.81 30.65 159 160 PEAK 2 5650.61 52.85 68.75 -15.90 36.92 34.77 11.85 30.69 159 160 PEAK 3 5701.79 53.28 105.70 -52.42 37.26 34.86 11.91 30.75 159 160 PEAK 4 5720.21 53.76 111.27 -57.51 37.70 34.90 11.93 30.77 159 160 PEAK	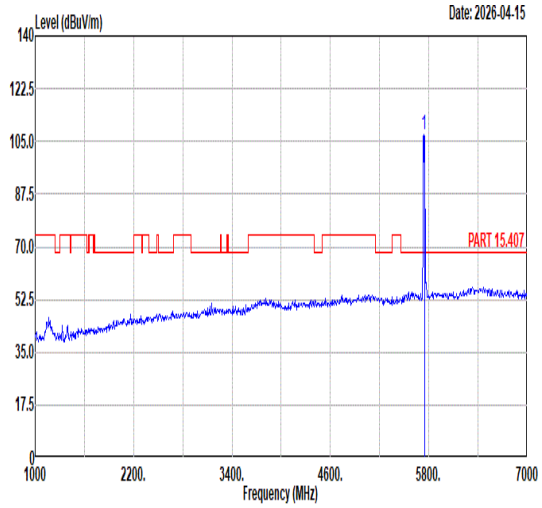 Freq Level Limit Line Margin (dB) Read Level Ant Factor Cable Loss Preamp Factor APos TPos Remark MHz dBuV/m dBuV/m dBuV dB/m dB dB cm deg 1 5745.00 107.09 ------ ------ 91.00 34.93 11.96 30.80 159 160 PEAK
Avg	Blank	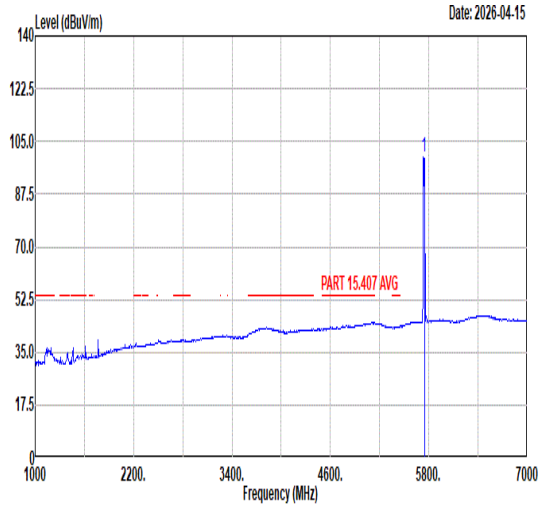 Freq Level Limit Line Margin (dB) Read Level Ant Factor Cable Loss Preamp Factor APos TPos Remark MHz dBuV/m dBuV/m dBuV dB/m dB dB cm deg 1 5745.00 99.83 ------ ------ 83.75 34.92 11.95 30.79 159 160 AVERAGE

Mode	88	
	Band Edge	
	U-NII-3_5.725-5.85_802.11ax HE20_CH165_Partial RU 106/54_5825MHz	
ANT	1+2	
Pol.	Horizontal	Fundamental
Peak	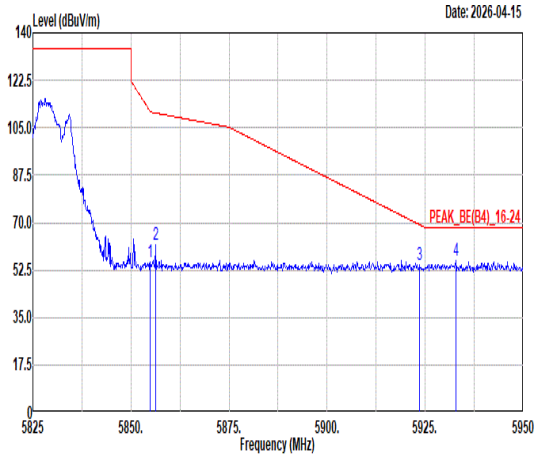 Freq Level Limit Line Margin (dB) Read Level Ant Factor Cable Loss Preamp Factor APos TPos Remark MHz dBuV/m dBuV/m dBuV dB/m dB dB cm deg 1 5854.88 55.54 111.08 -55.54 39.25 35.14 12.08 30.93 251 120 PEAK 2 5856.25 61.75 110.45 -48.70 45.46 35.14 12.08 30.93 251 120 PEAK 3 5923.63 54.49 69.21 -14.72 38.09 35.26 12.15 31.01 251 120 PEAK 4 5932.75 55.75 68.30 -12.55 39.33 35.28 12.16 31.02 251 120 PEAK	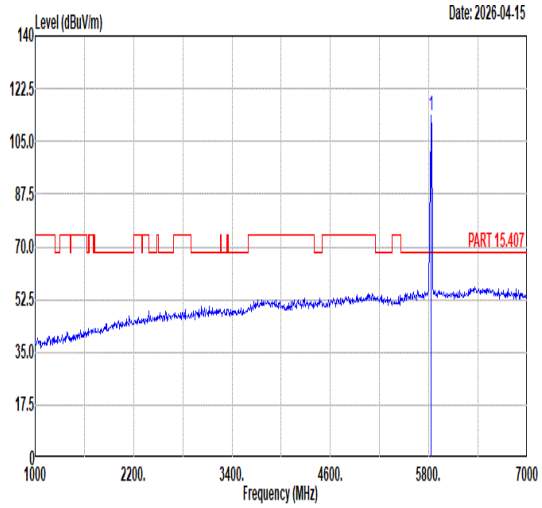 Freq Level Limit Line Margin (dB) Read Level Ant Factor Cable Loss Preamp Factor APos TPos Remark MHz dBuV/m dBuV/m dBuV dB/m dB dB cm deg 1 5825.00 113.80 ------ ------ 97.55 35.09 12.06 30.90 251 120 PEAK
Avg	Blank	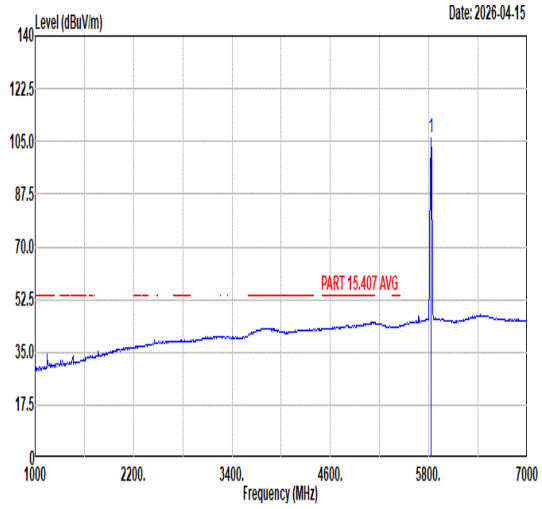 Freq Level Limit Line Margin (dB) Read Level Ant Factor Cable Loss Preamp Factor APos TPos Remark MHz dBuV/m dBuV/m dBuV dB/m dB dB cm deg 1 5825.00 106.19 ------ ------ 89.94 35.09 12.06 30.90 251 120 AVERAGE

Mode	88	
	Band Edge	
	U-NII-3_5.725-5.85_802.11ax HE20_CH165_Partial RU 106/54_5825MHz	
ANT	1+2	
Pol.	Vertical	Fundamental
Peak	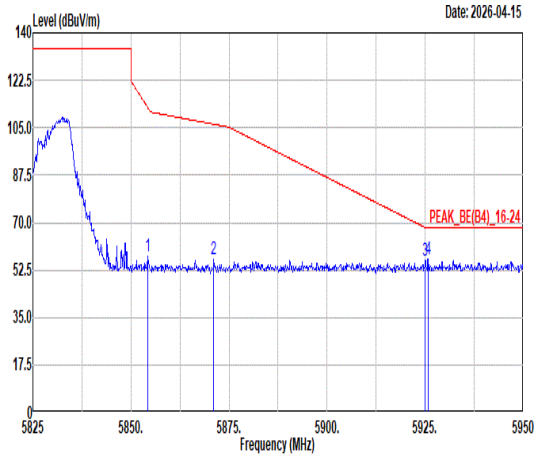 Freq Level Limit Line Margin (dB) Read Level Ant Factor Cable Loss Preamp Factor APos TPos Remark MHz dBuV/m dBuV/m dBuV dB/m dB dB cm deg 1 5854.38 57.40 112.22 -54.82 41.11 35.14 12.08 30.93 205 213 PEAK 2 5871.13 56.46 106.28 -49.82 40.14 35.17 12.10 30.95 205 213 PEAK 3 5925.00 56.06 68.20 -12.14 39.66 35.26 12.15 31.01 205 213 PEAK 4 5925.75 56.54 68.30 -11.76 40.12 35.27 12.16 31.01 205 213 PEAK	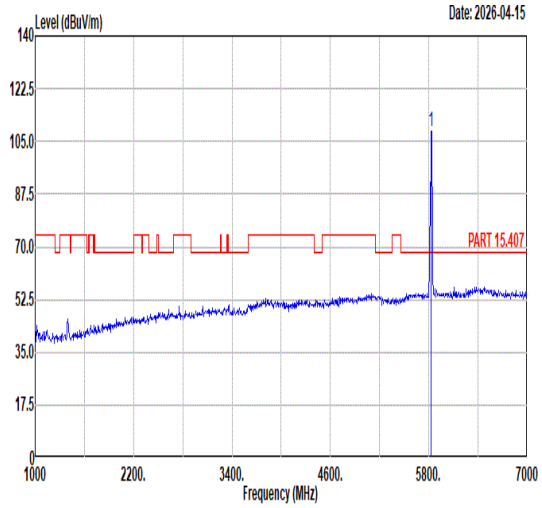 Freq Level Limit Line Margin (dB) Read Level Ant Factor Cable Loss Preamp Factor APos TPos Remark MHz dBuV/m dBuV/m dBuV dB/m dB dB cm deg 1 5825.00 108.45 ------ ------ 92.20 35.10 12.06 30.91 205 213 PEAK
Avg	Blank	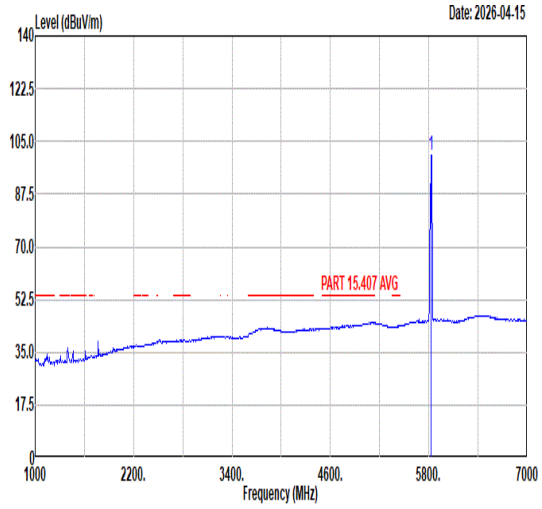 Freq Level Limit Line Margin (dB) Read Level Ant Factor Cable Loss Preamp Factor APos TPos Remark MHz dBuV/m dBuV/m dBuV dB/m dB dB cm deg 1 5825.00 100.30 ------ ------ 84.05 35.10 12.06 30.91 205 213 AVERAGE

Mode	89	
	LF	
	U-NII-2A_5.25-5.35_802.11n HT40_CH62_5310MHz	
ANT	1+2	
Pol.	Horizontal	Vertical
QP/ Peak	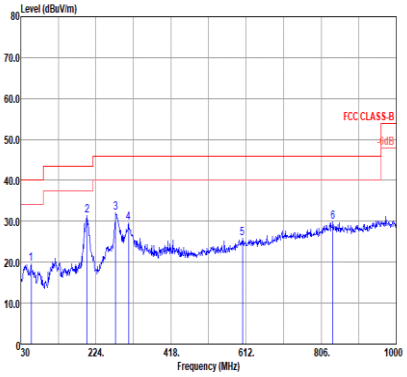 Freq Level Over Limit Limit Line ReadLevel Antenna Factor Cable Loss Preamp Factor A/Pos T/Pos Remark MHz dBuV/m dB dBuV/m dBuV dB/m dB dB cm deg 1 57.160 19.57 -20.43 40.00 33.65 19.44 0.98 34.50 --- --- Peak 2 201.690 31.51 -11.99 43.50 48.48 15.82 1.71 34.50 --- --- Peak 3 275.410 32.16 -13.84 46.00 45.58 18.95 2.03 34.40 --- --- Peak 4 308.390 29.65 -16.35 46.00 42.20 19.77 2.06 34.38 --- --- Peak 5 602.300 25.91 -20.09 46.00 30.57 26.40 2.94 34.00 --- --- Peak 6 836.070 29.79 -16.21 46.00 30.56 29.42 3.44 33.63 --- --- Peak	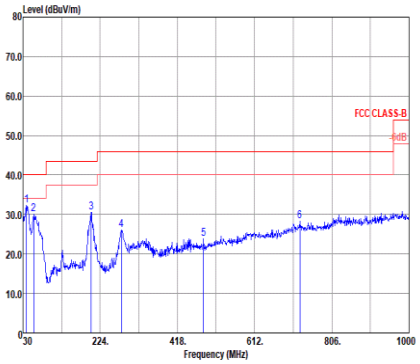 Freq Level Over Limit Limit Line ReadLevel Antenna Factor Cable Loss Preamp Factor A/Pos T/Pos Remark MHz dBuV/m dB dBuV/m dBuV dB/m dB dB cm deg 1 38.730 32.34 -7.66 40.00 46.65 19.54 0.65 34.50 --- --- Peak 2 57.160 30.19 -9.81 40.00 44.27 19.44 0.98 34.50 --- --- Peak 3 201.690 30.54 -12.96 43.50 47.51 15.82 1.71 34.50 --- --- Peak 4 277.350 25.98 -20.02 46.00 39.32 19.03 2.03 34.40 --- --- Peak 5 483.960 23.91 -22.09 46.00 31.85 23.55 2.61 34.10 --- --- Peak 6 725.490 28.19 -17.81 46.00 31.11 27.73 3.20 33.85 --- --- Peak

Mode	90	
	LF	
	U-NII-3_5.725-5.85_802.11ax HE20_CH149_Full RU_5745MHz	
ANT	1+2	
Pol.	Horizontal	Vertical
QP/ Peak	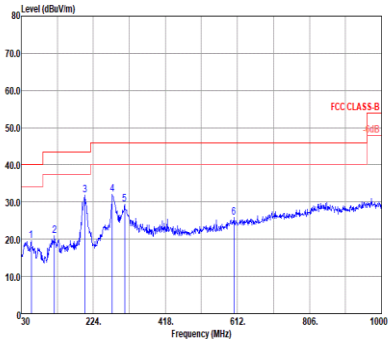 Freq Level Over Limit Limit Line ReadAntenna Level Factor Cable Loss Preamp Factor A/Pos T/Pos Remark MHz dBuV/m dB dBuV/m dBuV dB/m dB dB cm deg 1 57.160 19.57 -20.43 40.00 33.65 19.44 0.98 34.50 --- --- Peak 2 119.240 20.97 -22.53 43.50 36.93 17.25 1.29 34.50 --- --- Peak 3 201.690 31.89 -11.61 43.50 48.86 15.82 1.71 34.50 --- --- Peak 4 275.410 32.01 -13.99 46.00 45.43 18.95 2.03 34.40 --- --- Peak 5 308.390 29.50 -16.50 46.00 42.05 19.77 2.06 34.38 --- --- Peak 6 602.300 25.77 -20.23 46.00 30.43 26.40 2.94 34.00 --- --- Peak	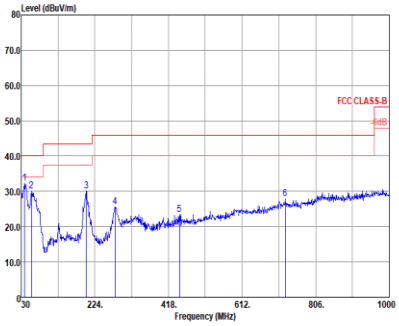 Freq Level Over Limit Limit Line ReadAntenna Level Factor Cable Loss Preamp Factor A/Pos T/Pos Remark MHz dBuV/m dB dBuV/m dBuV dB/m dB dB cm deg 1 38.730 32.22 -7.78 40.00 46.53 19.54 0.65 34.50 --- --- Peak 2 57.160 30.07 -9.93 40.00 44.15 19.44 0.98 34.50 --- --- Peak 3 201.690 30.11 -13.39 43.50 47.08 15.82 1.71 34.50 --- --- Peak 4 277.350 25.55 -20.45 46.00 38.89 19.03 2.03 34.40 --- --- Peak 5 447.100 23.32 -22.68 46.00 31.90 23.02 2.51 34.11 --- --- Peak 6 725.490 27.76 -18.24 46.00 30.68 27.73 3.20 33.85 --- --- Peak

Mode	91	
	Band Edge - L	
	U-NII-1_5.25-5.35_802.11n HT40_CH62_Full RU_5310MHz+BLE2M CH39 CO_TX	
ANT	1+2	
Pol.	Horizontal	Fundamental
Peak	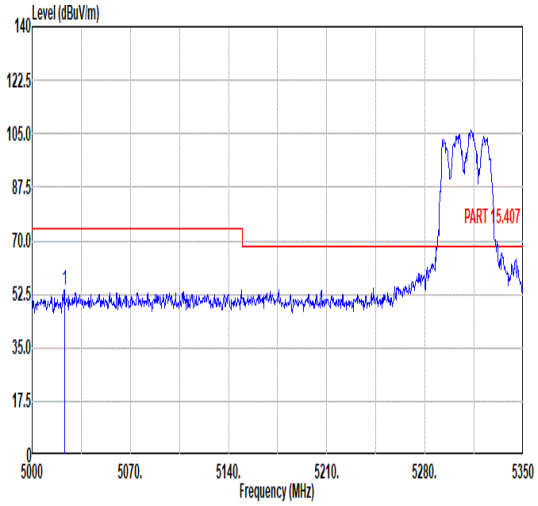 Freq Level Limit Line Margin Read Level Ant Factor Cable Loss Preamp Factor APos TPos Remark MHz dBuV/m dBuV/m dB dBuV dB/m dB dB cm deg 1 5023.10 53.91 74.00 -20.09 39.51 34.21 10.98 30.79 177 91 Peak	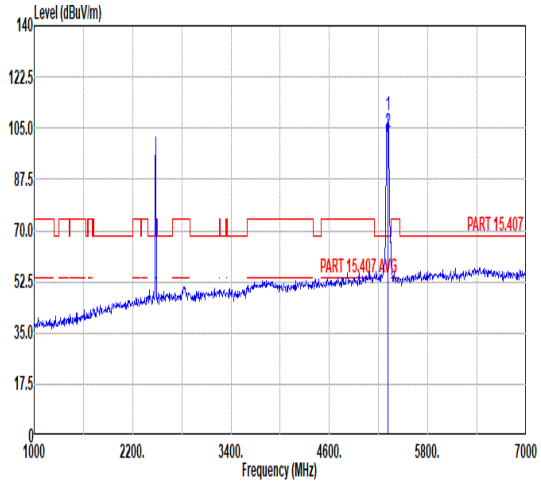 Freq Level Limit Line Margin Read Level Ant Factor Cable Loss Preamp Factor APos TPos Remark MHz dBuV/m dBuV/m dB dBuV dB/m dB dB cm deg 1 5310.00 109.36 ------ ------ 94.04 34.39 11.54 30.61 177 91 Peak 2 5310.00 103.62 ------ ------ 88.30 34.39 11.54 30.61 177 91 Average
Avg	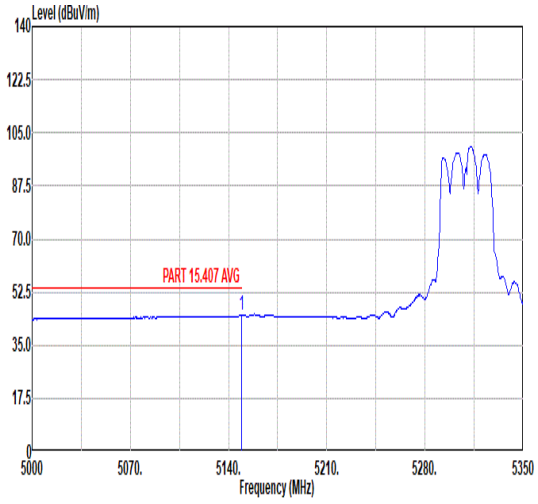 Freq Level Limit Line Margin Read Level Ant Factor Cable Loss Preamp Factor APos TPos Remark MHz dBuV/m dBuV/m dB dBuV dB/m dB dB cm deg 1 5149.45 44.84 54.00 -9.16 29.94 34.29 11.32 30.71 177 91 Average	Blank

Note: the highest signals over limit are WLAN + BLE co-location fundamental signals

Mode	91	
	Band Edge - R	
	U-NII-1_5.25-5.35_802.11n HT40_CH62_Full RU_5310MHz+BLE2M CH39 CO_TX	
ANT	1+2	
Pol.	Horizontal	Fundamental
Peak	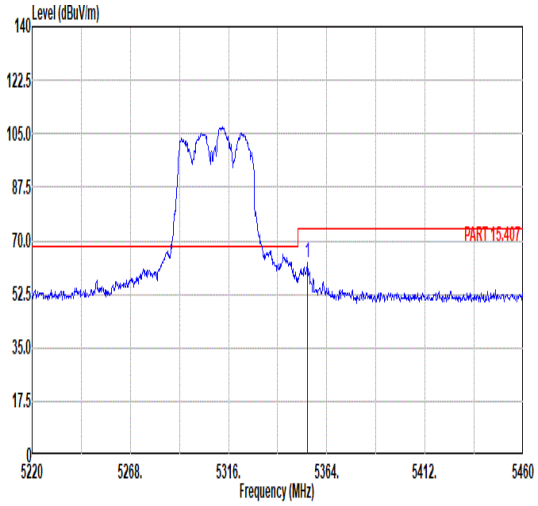 Freq Level Limit Line Margin Read Level Ant Factor Cable Loss Preamp Factor APos TPos Remark MHz dBuV/m dBuV/m dB dBuV dB/m dB dB cm deg 1 5354.40 63.00 74.00 -11.00 47.59 34.41 11.58 30.58 177 91 Peak	Blank
Avg	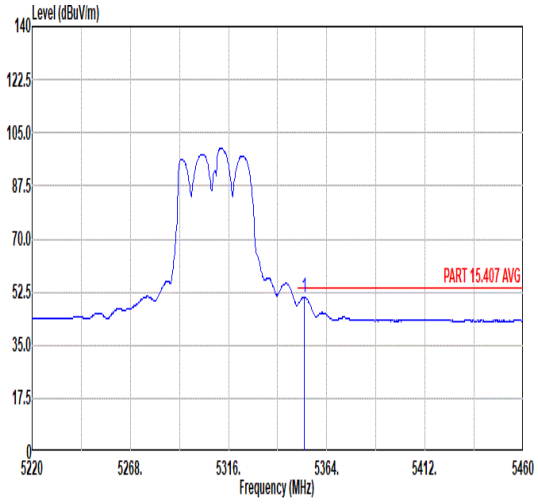 Freq Level Limit Line Margin Read Level Ant Factor Cable Loss Preamp Factor APos TPos Remark MHz dBuV/m dBuV/m dB dBuV dB/m dB dB cm deg 1 5352.96 50.77 54.00 -3.23 35.36 34.41 11.58 30.58 177 91 Average	Blank

Mode	91	
	Band Edge - L	
	U-NII-1_5.25-5.35_802.11n HT40_CH62_Full RU_5310MHz+BLE2M CH39 CO_TX	
ANT	1+2	
Pol.	Vertical	Fundamental
Peak	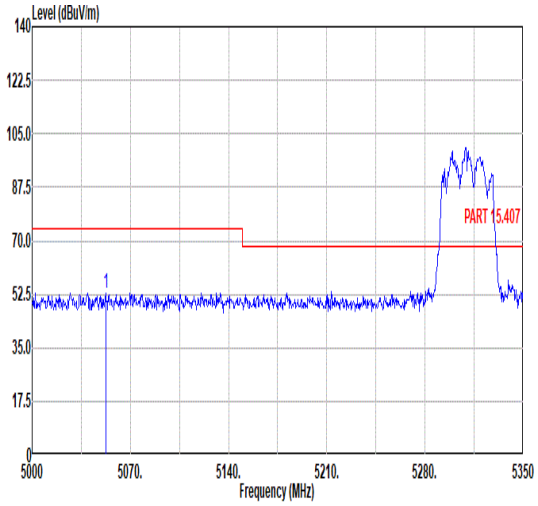 Freq Level Limit Line Margin Read Level Ant Factor Cable Loss Preamp Factor APos TPos Remark MHz dBuV/m dBuV/m dB dBuV dB/m dB dB cm deg 1 5052.50 53.04 74.00 -20.96 38.52 34.23 11.06 30.77 100 342 Peak	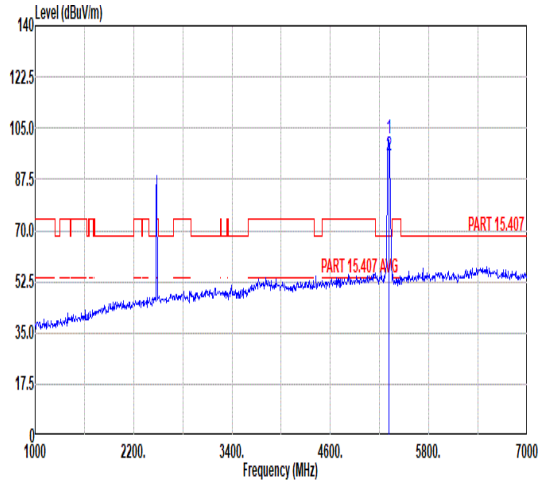 Freq Level Limit Line Margin Read Level Ant Factor Cable Loss Preamp Factor APos TPos Remark MHz dBuV/m dBuV/m dB dBuV dB/m dB dB cm deg 1 5310.00 101.65 ------ ------ 86.33 34.39 11.54 30.61 100 342 Peak 2 5310.00 95.47 ------ ------ 80.15 34.39 11.54 30.61 100 342 Average
Avg	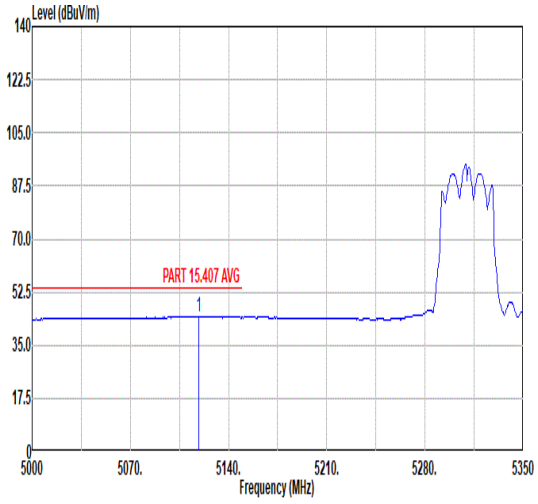 Freq Level Limit Line Margin Read Level Ant Factor Cable Loss Preamp Factor APos TPos Remark MHz dBuV/m dBuV/m dB dBuV dB/m dB dB cm deg 1 5118.65 44.25 54.00 -9.75 29.48 34.27 11.23 30.73 100 342 Average	Blank

Note: the highest signals over limit are WLAN + BLE co-location fundamental signals

Mode	91	
	Band Edge - R	
	U-NII-1_5.25-5.35_802.11n HT40_CH62_Full RU_5310MHz+BLE2M CH39 CO_TX	
ANT	1+2	
Pol.	Vertical	Fundamental
Peak	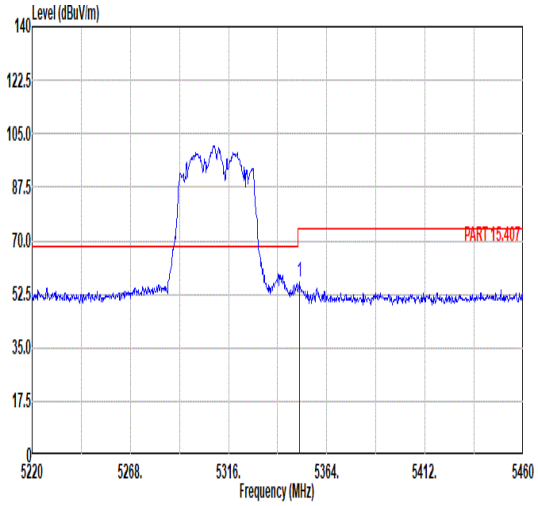 Freq Level Limit Line Margin Read Level Ant Factor Cable Loss Preamp Factor APos TPos Remark MHz dBuV/m dBuV/m dB dBuV dB/m dB dB cm deg 1 5350.56 56.38 74.00 -17.62 40.98 34.41 11.58 30.59 100 342 Peak	Blank
Avg	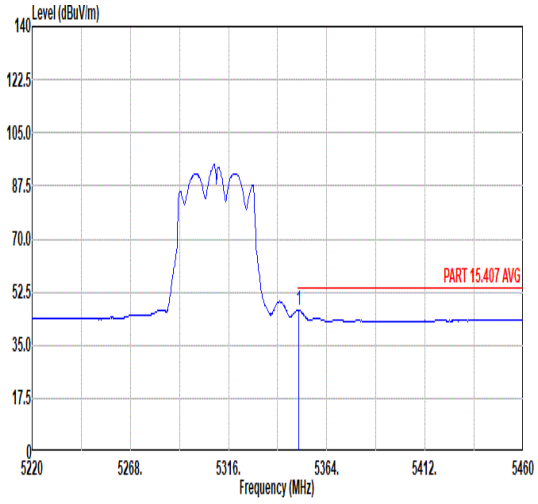 Freq Level Limit Line Margin Read Level Ant Factor Cable Loss Preamp Factor APos TPos Remark MHz dBuV/m dBuV/m dB dBuV dB/m dB dB cm deg 1 5350.32 46.54 54.00 -7.46 31.14 34.41 11.58 30.59 100 342 Average	Blank

Mode	91	
	Band Edge	
	2400-2483.5_Bluetooth-LE_GFSK _CH39_2480MHz+11n HT40_CH62_Full RU_5310MHz CO_TX	
ANT	3	
Pol.	Horizontal	Fundamental
Peak	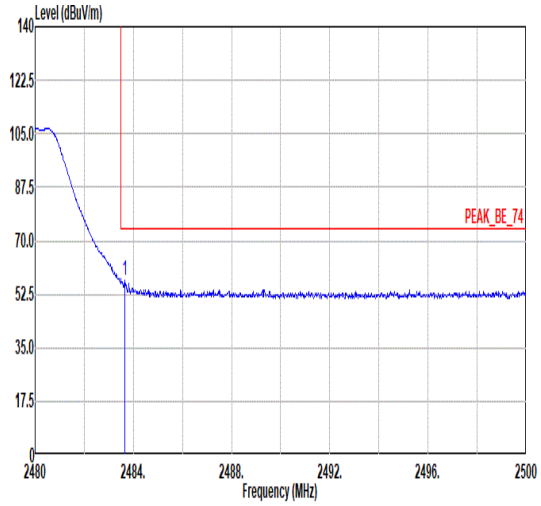 Freq Level Limit Line Margin (dB) Read Level Ant Factor Cable Loss Preamp Factor APos TPos Remark MHz dBuV/m dBuV/m dBuV dB/m dB dB cm deg 1 2483.64 56.81 74.00 -17.19 48.66 32.37 7.99 32.21 219 78 PEAK	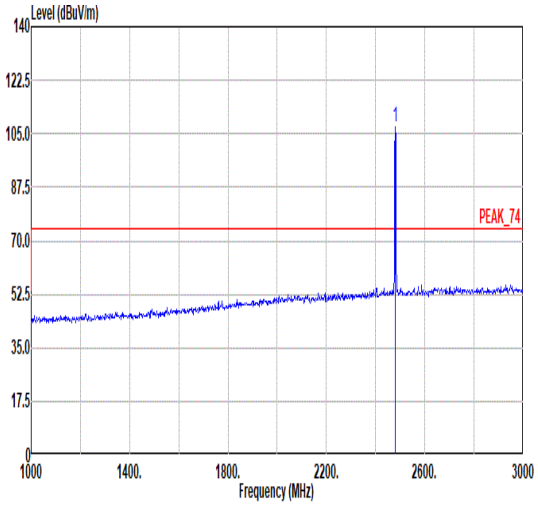 Freq Level Limit Line Margin (dB) Read Level Ant Factor Cable Loss Preamp Factor APos TPos Remark MHz dBuV/m dBuV/m dBuV dB/m dB dB cm deg 1 2480.00 107.13 ------ ------ 99.00 32.36 7.98 32.21 219 78 PEAK
Avg	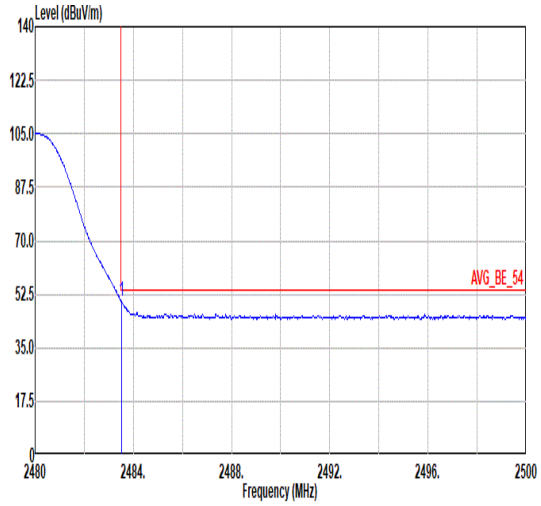 Freq Level Limit Line Margin (dB) Read Level Ant Factor Cable Loss Preamp Factor APos TPos Remark MHz dBuV/m dBuV/m dBuV dB/m dB dB cm deg 1 2483.52 50.01 54.00 -3.99 41.86 32.37 7.99 32.21 219 78 AVERAGE	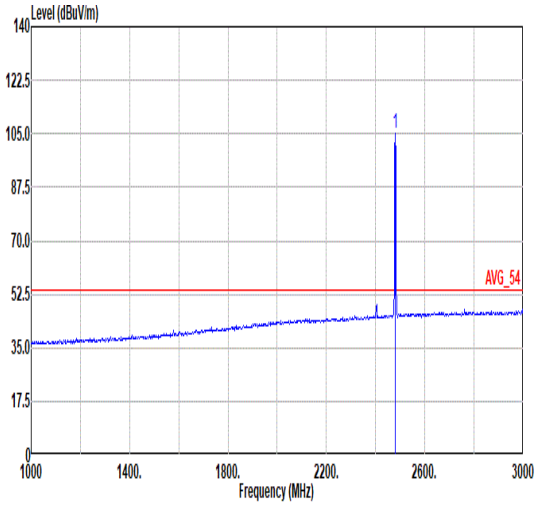 Freq Level Limit Line Margin (dB) Read Level Ant Factor Cable Loss Preamp Factor APos TPos Remark MHz dBuV/m dBuV/m dBuV dB/m dB dB cm deg 1 2480.00 105.04 ------ ------ 96.91 32.36 7.98 32.21 219 78 AVERAGE

Mode	91	
	Band Edge	
	2400-2483.5_Bluetooth-LE_GFSK _CH39_2480MHz+11n HT40_CH62_Full RU_5310MHz CO_TX	
ANT	3	
Pol.	Vertical	Fundamental
Peak	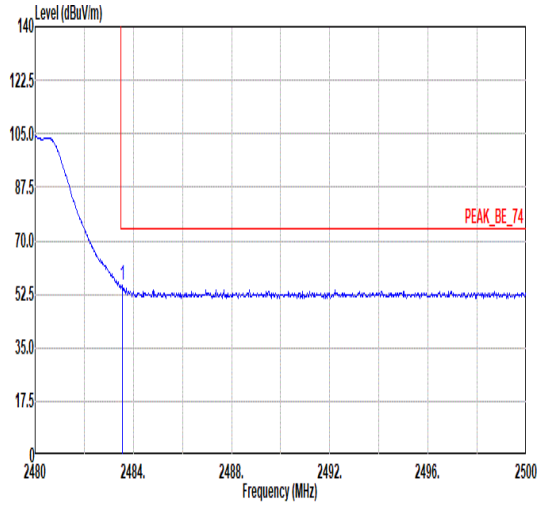 Freq Level Limit Line Margin (dB) Read Level Ant Factor Cable Loss Preamp Factor APos TPos Remark MHz dBuV/m dBuV/m dBuV dB/m dB dB cm deg 1 2483.56 55.29 74.00 -18.71 47.14 32.37 7.99 32.21 100 74 PEAK	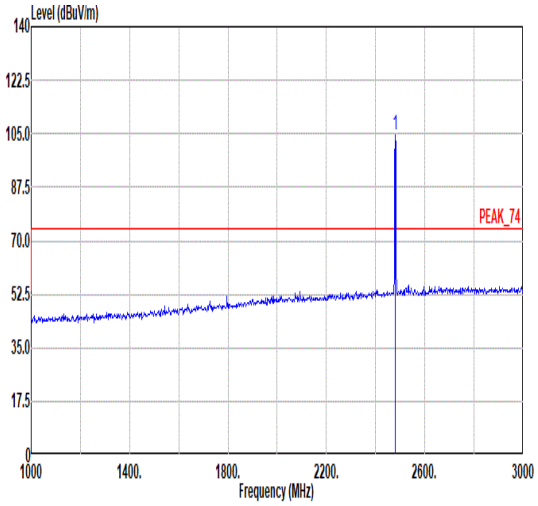 Freq Level Limit Line Margin (dB) Read Level Ant Factor Cable Loss Preamp Factor APos TPos Remark MHz dBuV/m dBuV/m dBuV dB/m dB dB cm deg 1 2480.00 104.37 ------ ------ 96.24 32.36 7.98 32.21 100 74 PEAK
Avg	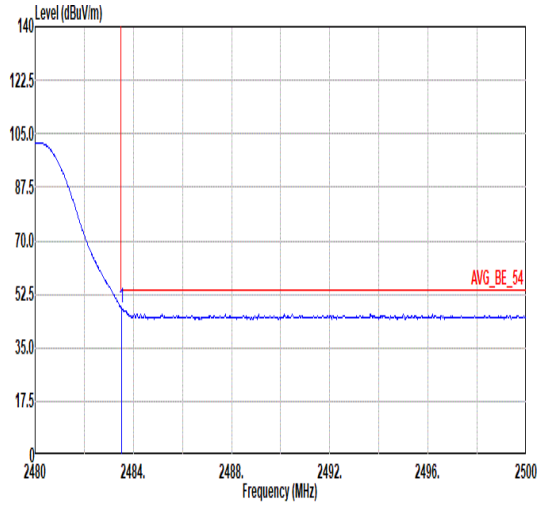 Freq Level Limit Line Margin (dB) Read Level Ant Factor Cable Loss Preamp Factor APos TPos Remark MHz dBuV/m dBuV/m dBuV dB/m dB dB cm deg 1 2483.52 48.00 54.00 -6.00 39.85 32.37 7.99 32.21 100 74 AVERAGE	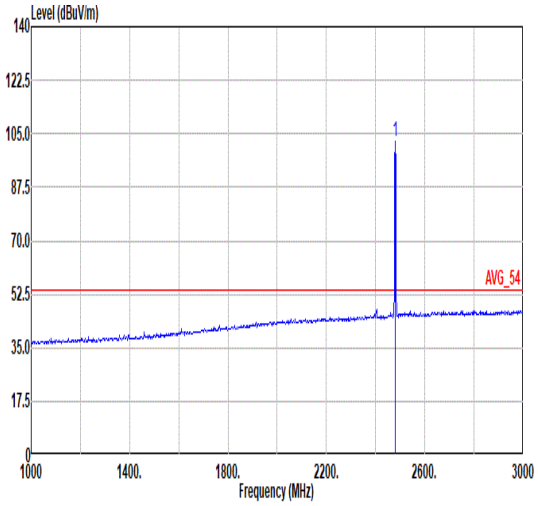 Freq Level Limit Line Margin (dB) Read Level Ant Factor Cable Loss Preamp Factor APos TPos Remark MHz dBuV/m dBuV/m dBuV dB/m dB dB cm deg 1 2480.00 102.31 ------ ------ 94.18 32.36 7.98 32.21 100 74 AVERAGE

Mode	91	
	Harmonic	
	U-NII-1_5.25-5.35_802.11n HT40_CH62_Full RU_5310MHz+BLE2M CH39 CO_TX	
ANT	1+2	
Pol.	Horizontal	Vertical
Peak Avg	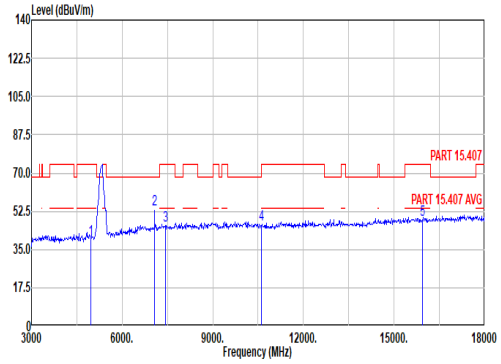 Freq Level Limit Line Margin Read Level Ant Factor Cable Loss Preamp Factor APos TPos Remark MHz dBuV/m dBuV/m dB dBuV dB/m dB dB cm deg 1 4960.00 39.85 74.00 -34.15 59.55 34.18 10.92 64.80 --- --- Peak 2 7075.00 53.32 68.30 -14.98 69.34 35.67 13.27 64.96 155 159 Peak 3 7440.00 45.92 74.00 -28.08 61.03 35.52 13.68 64.31 --- --- Peak 4 10620.00 46.23 74.00 -27.77 56.12 37.70 16.21 63.80 --- --- Peak 5 15930.00 48.43 74.00 -25.57 52.44 40.72 19.80 64.53 --- --- Peak	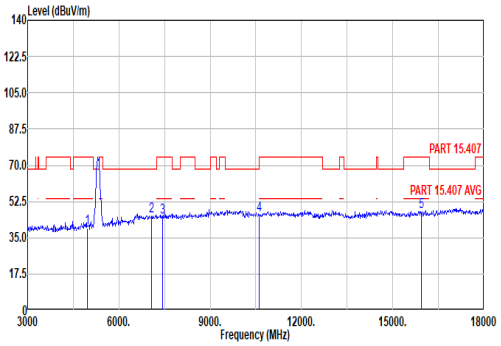 Freq Level Limit Line Margin Read Level Ant Factor Cable Loss Preamp Factor APos TPos Remark MHz dBuV/m dBuV/m dB dBuV dB/m dB dB cm deg 1 4960.00 39.64 74.00 -34.36 59.34 34.18 10.92 64.80 --- --- Peak 2 7075.00 45.43 68.30 -22.87 61.45 35.67 13.27 64.96 --- --- Peak 3 7440.00 45.06 74.00 -28.94 60.17 35.52 13.68 64.31 --- --- Peak 4 10620.00 45.93 74.00 -28.07 55.82 37.70 16.21 63.80 --- --- Peak 5 15930.00 47.34 74.00 -26.66 51.35 40.72 19.80 64.53 --- --- Peak

Note: the highest signals over limit are WLAN + BLE co-location fundamental signals

Mode	92	
	Band Edge - L	
	U-NII-1_5.25-5.35_802.11n HT40_CH62_Full RU_5310MHz+11N HT40 CH03 FULL CO_TX	
ANT	1+2	
Pol.	Horizontal	Fundamental
Peak	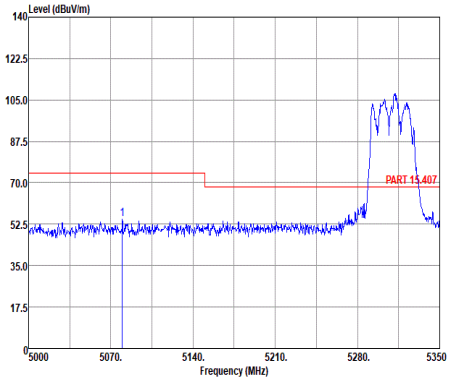 Freq Level Over Limit Limit Line ReadAntenna Level Factor Cable Loss Preamp Factor A/Pos T/Pos Remark MHz dBuV/m dB dBuV/m dBuV dB/m dB dB cm deg 1 5079.800 54.77 -19.23 74.00 40.14 34.25 11.13 30.75 133 146 Peak	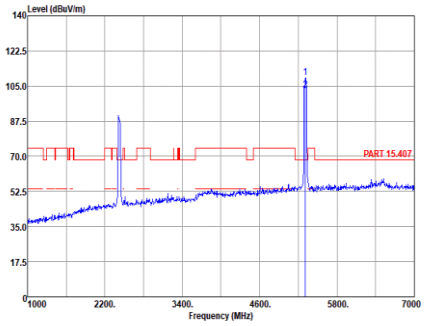 Freq Level Over Limit Limit Line ReadAntenna Level Factor Cable Loss Preamp Factor A/Pos T/Pos Remark MHz dBuV/m dB dBuV/m dBuV dB/m dB dB cm deg 1 5310.000 109.03 ------ ------ 93.70 34.39 11.55 30.61 133 146 Peak 2 5310.000 102.82 ------ ------ 87.49 34.39 11.55 30.61 133 146 Average
Avg	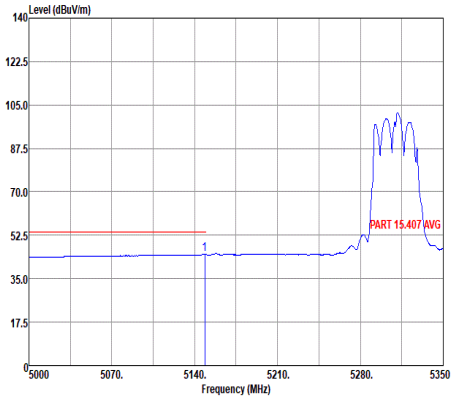 Freq Level Over Limit Limit Line ReadAntenna Level Factor Cable Loss Preamp Factor A/Pos T/Pos Remark MHz dBuV/m dB dBuV/m dBuV dB/m dB dB cm deg 1 5148.750 44.75 -9.25 54.00 29.86 34.29 11.31 30.71 133 146 Average	Blank

Note: the highest signals over limit are WLAN + BLE co-location fundamental signals

Mode	92	
	Band Edge - R	
	U-NII-1_5.25-5.35_802.11n HT40_CH62_Full RU_5310MHz+11N HT40 CH03 FULL CO_TX	
ANT	1+2	
Pol.	Horizontal	Fundamental
Peak	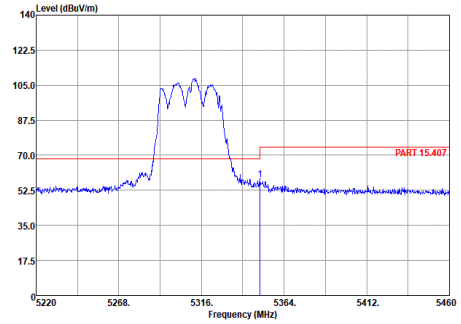 Freq Level Over Limit Limit Line ReadAntenna Level Factor Cable Loss Preamp Factor A/Pos T/Pos Remark MHz dBuV/m dB dBuV/m dBuV dB/m dB dB cm deg 1 5350.080 57.74 -16.26 74.00 42.33 34.41 11.58 30.58 133 146 Peak	Blank
Avg	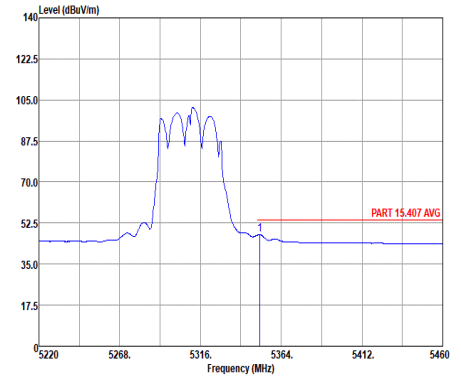 Freq Level Over Limit Limit Line ReadAntenna Level Factor Cable Loss Preamp Factor A/Pos T/Pos Remark MHz dBuV/m dB dBuV/m dBuV dB/m dB dB cm deg 1 5351.280 47.50 -6.50 54.00 32.09 34.41 11.58 30.58 133 146 Average	Blank

Mode	92	
	Band Edge - L	
	U-NII-1_5.25-5.35_802.11n HT40_CH62_Full RU_5310MHz+11N HT40 CH03 FULL CO_TX	
ANT	1+2	
Pol.	Vertical	Fundamental
Peak	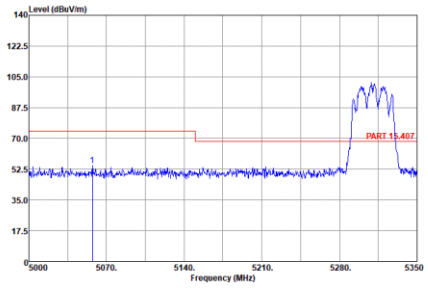 Freq Level Over Limit Limit Line ReadAntenna Level Factor Cable Loss Preamp Factor A/Pos T/Pos Remark MHz dBuV/m dB dBuV/m dBuV dB/m dB dB cm deg 1 5057.400 54.79 -19.21 74.00 40.25 34.23 11.08 30.77 100 344 Peak	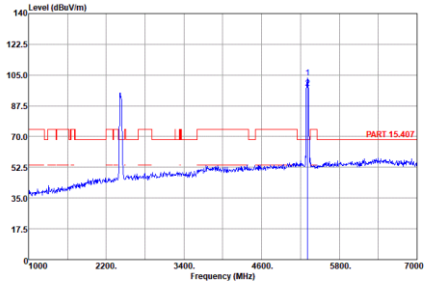 Freq Level Over Limit Limit Line ReadAntenna Level Factor Cable Loss Preamp Factor A/Pos T/Pos Remark MHz dBuV/m dB dBuV/m dBuV dB/m dB dB cm deg 1 5310.000 103.52 ------ ------ 88.19 34.39 11.55 30.61 100 344 Peak 2 5310.000 97.62 ------ ------ 82.29 34.39 11.55 30.61 100 344 Average
Avg	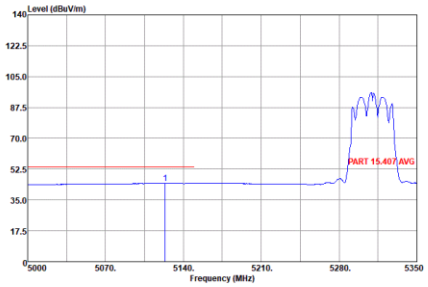 Freq Level Over Limit Limit Line ReadAntenna Level Factor Cable Loss Preamp Factor A/Pos T/Pos Remark MHz dBuV/m dB dBuV/m dBuV dB/m dB dB cm deg 1 5123.550 44.41 -9.59 54.00 29.59 34.27 11.27 30.72 100 344 Average	Blank

Note: the highest signals over limit are WLAN + BLE co-location fundamental signals

Mode	92	
	Band Edge - R	
	U-NII-1_5.25-5.35_802.11n HT40_CH62_Full RU_5310MHz+11N HT40 CH03 FULL CO_TX	
ANT	1+2	
Pol.	Vertical	Fundamental
Peak	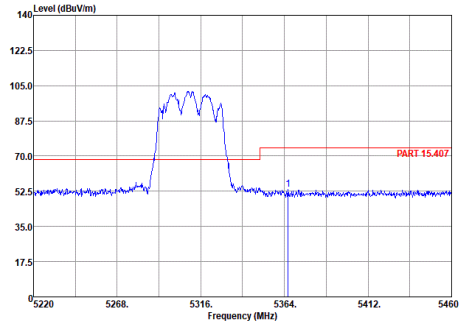 Freq Level Over Limit Limit Line ReadAntenna Level Cable Loss Preamp Factor A/Pos T/Pos Remark MHz dBuV/m dB dBuV/m dBuV dB/m dB dB cm deg 1 5366.160 53.35 -20.65 74.00 37.92 34.42 11.59 30.58 100 344 Peak	Blank
Avg	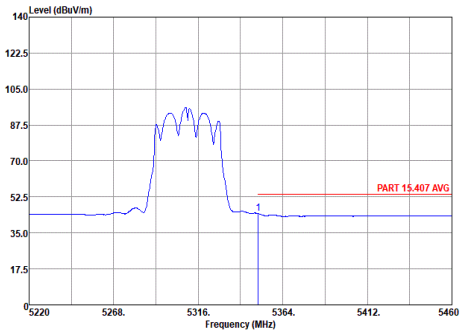 Freq Level Over Limit Limit Line ReadAntenna Level Cable Loss Preamp Factor A/Pos T/Pos Remark MHz dBuV/m dB dBuV/m dBuV dB/m dB dB cm deg 1 5350.080 44.51 -9.49 54.00 29.10 34.41 11.58 30.58 100 344 Average	Blank

Mode	92	
	Band Edge - L	
	2400-2483.5_802.11n HT40_CH03_2422MHz+ 11n HT40_CH62_Full RU CO_TX	
ANT	1+2	
Pol.	Horizontal	Fundamental
Peak	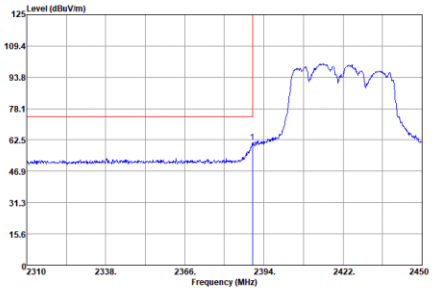 Freq Level Over Limit Limit Line ReadAntenna Level Factor Cable Loss Preamp Factor A/Pos T/Pos Remark MHz dBuV/m dB dBuV/m dBuV dB/m dB dB cm deg 1 2389.940 61.15 -12.85 74.00 53.34 32.20 7.85 32.24 221 73 Peak	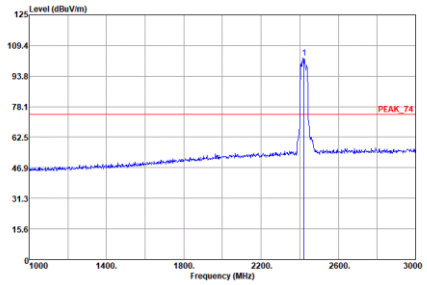 Freq Level Over Limit Limit Line ReadAntenna Level Factor Cable Loss Preamp Factor A/Pos T/Pos Remark MHz dBuV/m dB dBuV/m dBuV dB/m dB dB cm deg 1 2422.000 103.09 ------ ------ 95.16 32.26 7.90 32.23 221 73 Peak
Avg	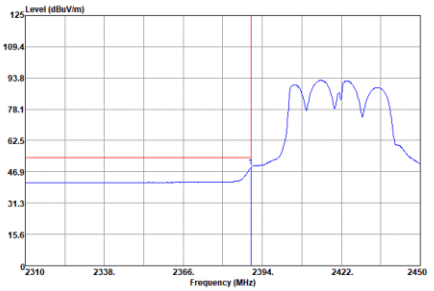 Freq Level Over Limit Limit Line ReadAntenna Level Factor Cable Loss Preamp Factor A/Pos T/Pos Remark MHz dBuV/m dB dBuV/m dBuV dB/m dB dB cm deg 1 2389.940 49.08 -4.92 54.00 41.27 32.20 7.85 32.24 221 73 Average	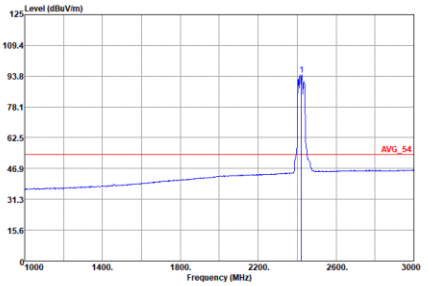 Freq Level Over Limit Limit Line ReadAntenna Level Factor Cable Loss Preamp Factor A/Pos T/Pos Remark MHz dBuV/m dB dBuV/m dBuV dB/m dB dB cm deg 1 2422.000 94.51 ------ ------ 86.58 32.26 7.90 32.23 221 73 Average

Mode	92	
	Band Edge - R	
	2400-2483.5_802.11n HT40_CH03_2422MHz+ 11n HT40_CH62_Full RU CO_TX	
ANT	1+2	
Pol.	Horizontal	Fundamental
Peak	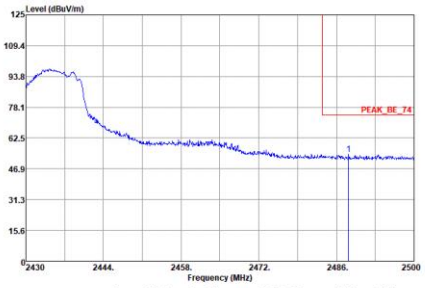 Freq Level Over Limit Limit Line ReadAntenna Level Factor Cable Loss Preamp Factor A/Pos T/Pos Remark MHz dBuV/m dB dBuV/m dBuV dB/m dB dB cm deg 1 2488.170 54.22 -19.78 74.00 46.04 32.38 8.01 32.21 221 73 Peak	Blank
Avg	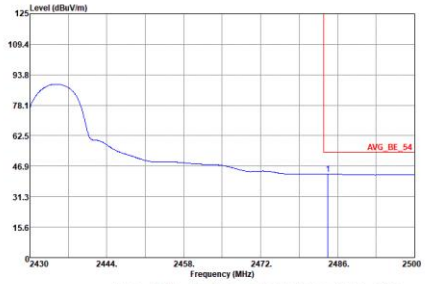 Freq Level Over Limit Limit Line ReadAntenna Level Factor Cable Loss Preamp Factor A/Pos T/Pos Remark MHz dBuV/m dB dBuV/m dBuV dB/m dB dB cm deg 1 2484.250 42.91 -11.09 54.00 34.77 32.37 7.98 32.21 221 73 Average	Blank

Mode	92	
	Band Edge - L	
	2400-2483.5_802.11n HT40_CH03_2422MHz+ 11n HT40_CH62_Full RU CO_TX	
ANT	1+2	
Pol.	Vertical	Fundamental
Peak	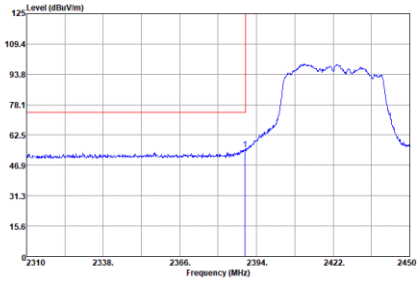 Freq Level Over Limit Limit Line ReadAntenna Level Cable Loss Preamp Factor A/Pos T/Pos Remark MHz dBuV/m dB dBuV/m dBuV dB/m dB dB cm deg 1 2389.800 54.90 -19.10 74.00 47.09 32.20 7.85 32.24 100 278 Peak	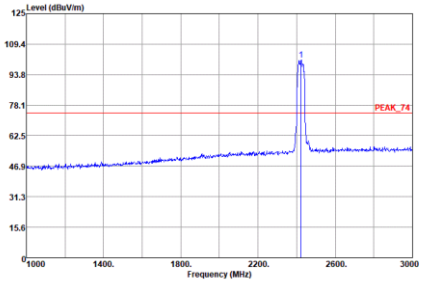 Freq Level Over Limit Limit Line ReadAntenna Level Cable Loss Preamp Factor A/Pos T/Pos Remark MHz dBuV/m dB dBuV/m dBuV dB/m dB dB cm deg 1 2422.000 101.17 ------ ------ 93.24 32.26 7.90 32.23 100 278 Peak
Avg	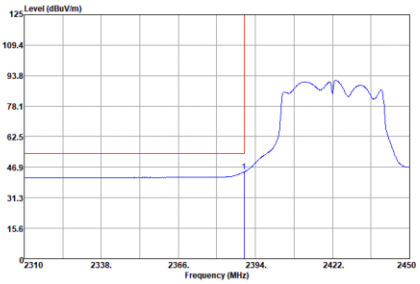 Freq Level Over Limit Limit Line ReadAntenna Level Cable Loss Preamp Factor A/Pos T/Pos Remark MHz dBuV/m dB dBuV/m dBuV dB/m dB dB cm deg 1 2389.940 44.49 -9.51 54.00 36.68 32.20 7.85 32.24 100 278 Average	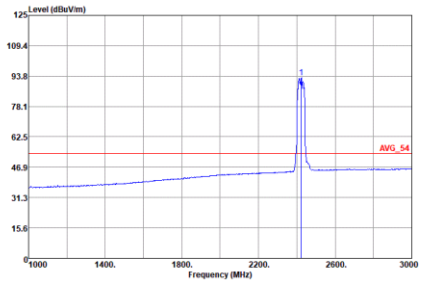 Freq Level Over Limit Limit Line ReadAntenna Level Cable Loss Preamp Factor A/Pos T/Pos Remark MHz dBuV/m dB dBuV/m dBuV dB/m dB dB cm deg 1 2422.000 93.01 ------ ------ 85.08 32.26 7.90 32.23 100 278 Average

Mode	92	
	Band Edge - R	
	2400-2483.5_802.11n HT40_CH03_2422MHz+ 11n HT40_CH62_Full RU CO_TX	
ANT	1+2	
Pol.	Vertical	Fundamental
Peak	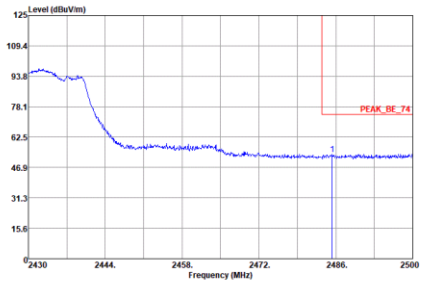 Freq Level Over Limit Limit Line ReadAntenna Level Factor Cable Loss Preamp Factor A/Pos T/Pos Remark MHz dBuV/m dB dBuV/m dBuV dB/m dB dB cm deg 1 2485.370 53.59 -20.41 74.00 45.45 32.37 7.98 32.21 100 278 Peak	Blank
Avg	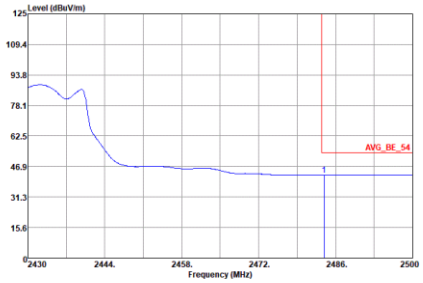 Freq Level Over Limit Limit Line ReadAntenna Level Factor Cable Loss Preamp Factor A/Pos T/Pos Remark MHz dBuV/m dB dBuV/m dBuV dB/m dB dB cm deg 1 2483.900 42.65 -11.35 54.00 34.51 32.37 7.98 32.21 100 278 Average	Blank