Mode	61	
	Band Edge - R	
	U-NII-2C_5.47-5.725_802.11ax HE80_CH122_Full RU_5610MHz	
ANT	1+2	
Pol.	Vertical	Fundamental
Peak	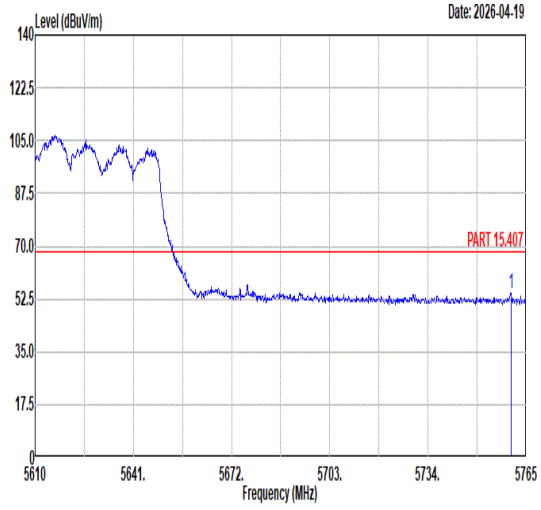 Freq Level Limit Line Margin (dB) Read Level Ant Factor Cable Loss Preamp Factor APos TPos Remark MHz dBuV/m dBuV/m dBuV dB/m dB dB cm deg 1 5760.20 54.52 68.30 -13.78 40.05 36.42 10.85 32.80 238 321 PEAK	Blank

Mode	61	
	Harmonic	
	U-NII-2C_5.47-5.725_802.11ax HE80_CH122_Full RU_5610MHz	
ANT	1+2	
Pol.	Horizontal	Vertical
Peak Avg	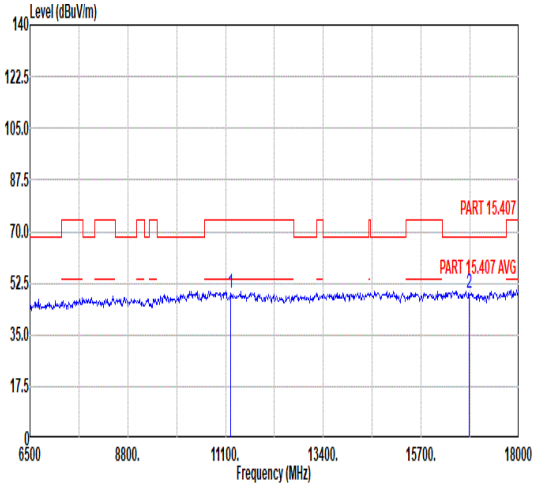 Freq Level Limit Line Margin Read Level Ant Factor Cable Loss Preamp Factor APos TPos Remark MHz dBuV/m dBuV/m dB dBuV dB/m dB dB cm deg 1 11220.00 49.07 74.00 -24.93 46.90 38.05 14.76 50.64 --- --- Peak 2 16830.00 48.95 68.30 -19.35 41.17 42.53 17.95 52.70 --- --- Peak	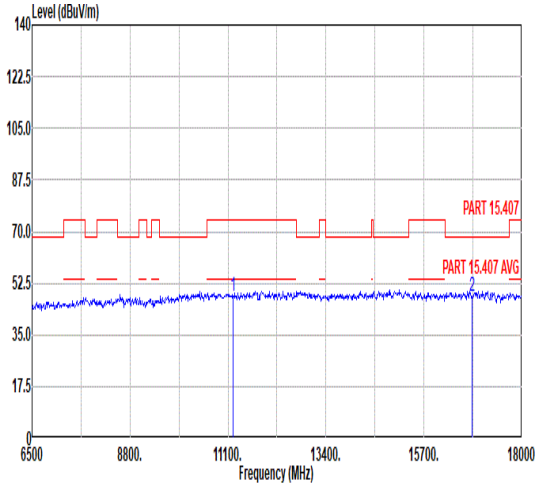 Freq Level Limit Line Margin Read Level Ant Factor Cable Loss Preamp Factor APos TPos Remark MHz dBuV/m dBuV/m dB dBuV dB/m dB dB cm deg 1 11220.00 48.14 74.00 -25.86 45.97 38.05 14.76 50.64 --- --- Peak 2 16830.00 48.25 68.30 -20.05 40.47 42.53 17.95 52.70 --- --- Peak

Mode	62	
	Band Edge	
	U-NII-2C_5.47-5.725_802.11ax HE20_CH144_Full RU_5720MHz	
ANT	1+2	
Pol.	Horizontal	Fundamental
Peak	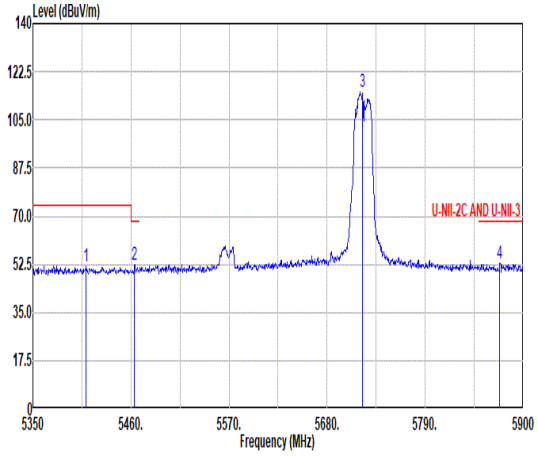 Freq Level Limit Line Margin Read Level Ant Factor Cable Loss Preamp Factor APos TPos Remark MHz dBuV/m dBuV/m dB dBuV dB/m dB dB cm deg 1 5409.95 51.89 74.00 -22.11 38.10 35.96 10.51 32.68 217 320 Peak 2 5463.85 52.24 68.30 -16.06 38.39 35.99 10.55 32.69 217 320 Peak 3 5720.00 115.35 ------ ------ 100.91 36.35 10.88 32.79 217 320 Peak 4 5873.60 53.08 68.30 -15.22 38.49 36.60 10.84 32.85 217 320 Peak	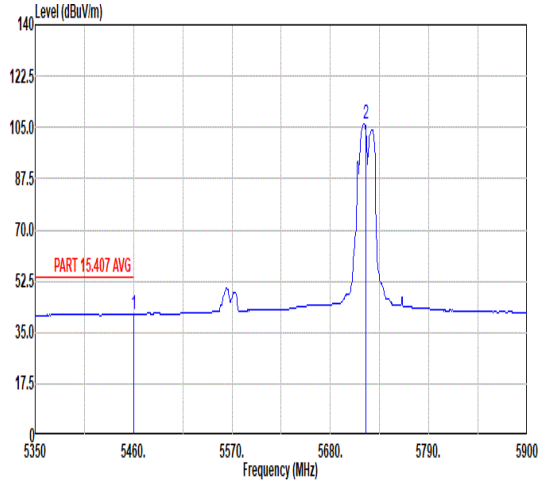 Freq Level Limit Line Margin Read Level Ant Factor Cable Loss Preamp Factor APos TPos Remark MHz dBuV/m dBuV/m dB dBuV dB/m dB dB cm deg 1 5460.00 41.25 54.00 -12.75 27.42 35.98 10.54 32.69 217 320 Peak 2 5720.00 106.10 ------ ------ 91.66 36.35 10.88 32.79 217 320 Average

Mode	62	
	Band Edge	
	U-NII-2C_5.47-5.725_802.11ax HE20_CH144_Full RU_5720MHz	
ANT	1+2	
Pol.	Vertical	Fundamental
Peak	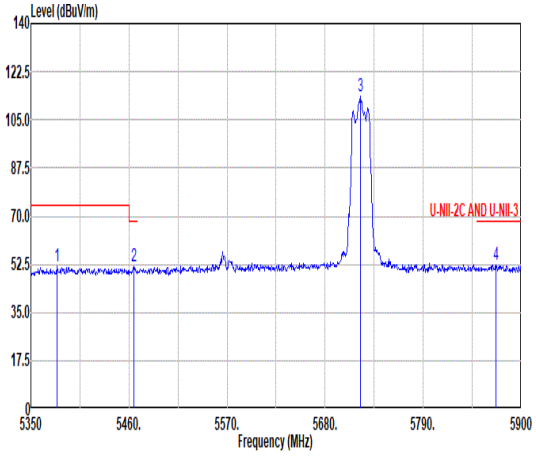 Freq Level Limit Line Margin Read Level Ant Factor Cable Loss Preamp Factor APos TPos Remark MHz dBuV/m dBuV/m dB dBuV dB/m dB dB cm deg 1 5379.15 52.02 74.00 -21.98 38.23 35.95 10.52 32.68 379 339 Peak 2 5465.50 51.73 68.30 -16.57 37.88 35.99 10.55 32.69 379 339 Peak 3 5720.00 113.41 ------ ------ 98.97 36.35 10.88 32.79 379 339 Peak 4 5871.40 52.49 68.30 -15.81 37.91 36.59 10.84 32.85 379 339 Peak	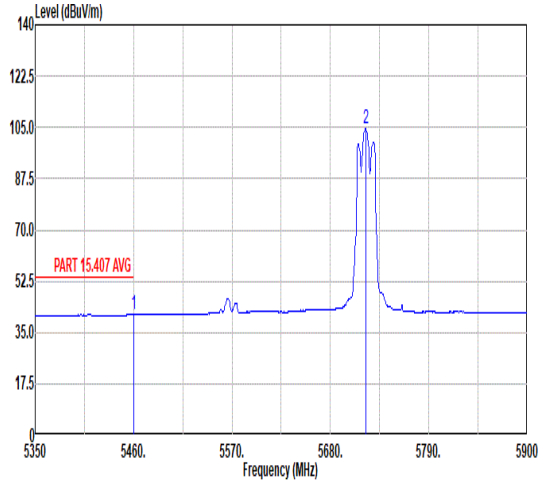 Freq Level Limit Line Margin Read Level Ant Factor Cable Loss Preamp Factor APos TPos Remark MHz dBuV/m dBuV/m dB dBuV dB/m dB dB cm deg 1 5460.00 41.08 54.00 -12.92 27.25 35.98 10.54 32.69 379 339 Peak 2 5720.00 104.47 ------ ------ 90.03 36.35 10.88 32.79 379 339 Average

Mode	62	
	Harmonic	
	U-NII-2C_5.47-5.725_802.11ax HE20_CH144_Full RU_5720MHz	
ANT	1+2	
Pol.	Horizontal	Vertical
Peak Avg	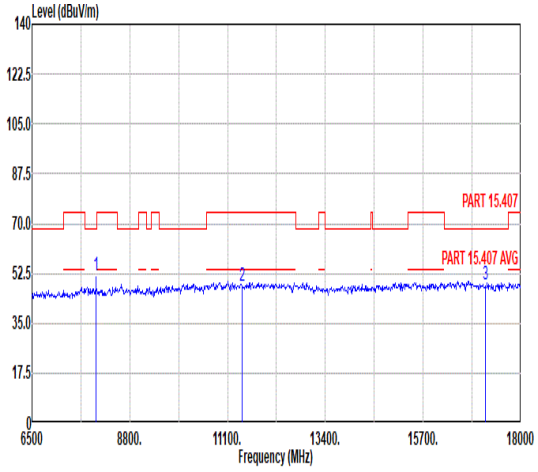 Freq Level Limit Line Margin Read Level Ant Factor Cable Loss Preamp Factor APos TPos Remark MHz dBuV/m dBuV/m dB dBuV dB/m dB dB cm deg 1 8008.00 51.70 68.30 -16.60 54.57 36.51 12.42 51.80 179 324 Peak 2 11440.00 48.03 74.00 -25.97 45.30 38.21 14.89 50.37 --- --- Peak 3 17160.00 48.48 68.30 -19.82 40.47 42.82 18.04 52.85 --- --- Peak	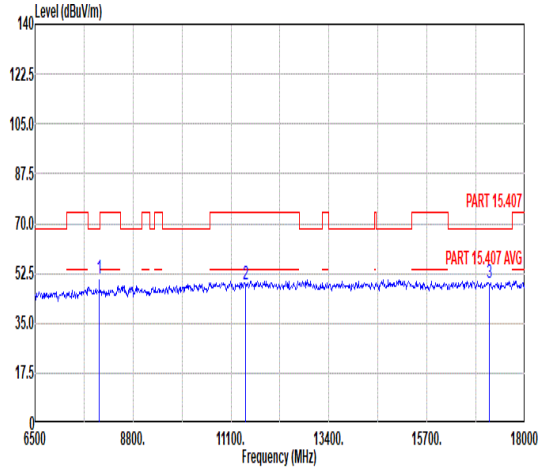 Freq Level Limit Line Margin Read Level Ant Factor Cable Loss Preamp Factor APos TPos Remark MHz dBuV/m dBuV/m dB dBuV dB/m dB dB cm deg 1 8008.00 50.78 68.30 -17.52 53.65 36.51 12.42 51.80 371 353 Peak 2 11440.00 48.51 74.00 -25.49 45.78 38.21 14.89 50.37 --- --- Peak 3 17160.00 48.92 68.30 -19.38 40.91 42.82 18.04 52.85 --- --- Peak

Mode	63	
	Band Edge	
	U-NII-2C_5.47-5.725_802.11ax HE40_CH142_Full RU_5710MHz	
ANT	1+2	
Pol.	Horizontal	Fundamental
Peak	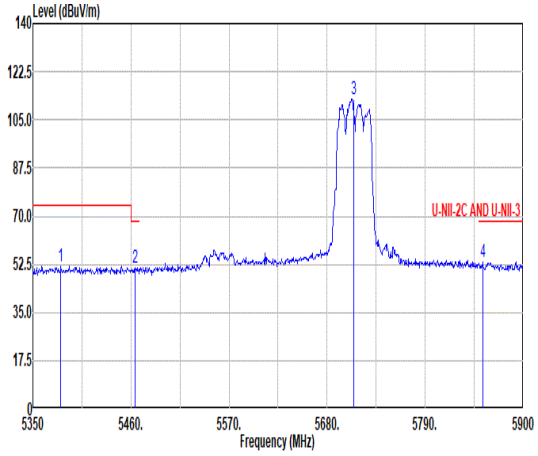 Freq Level Limit Line Margin Read Level Ant Factor Cable Loss Preamp Factor APos TPos Remark MHz dBuV/m dBuV/m dB dBuV dB/m dB dB cm deg 1 5381.35 51.77 74.00 -22.23 37.98 35.95 10.52 32.68 205 304 Peak 2 5464.40 51.30 68.30 -17.00 37.45 35.99 10.55 32.69 205 304 Peak 3 5710.00 112.38 ------ ------ 97.93 36.34 10.89 32.78 205 304 Peak 4 5854.35 53.39 68.30 -14.91 38.83 36.57 10.83 32.84 205 304 Peak	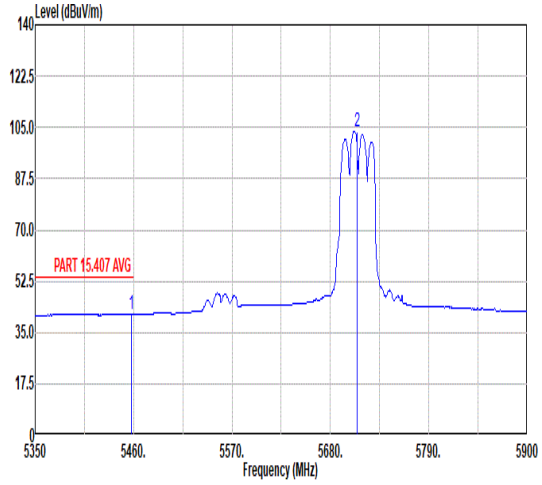 Freq Level Limit Line Margin Read Level Ant Factor Cable Loss Preamp Factor APos TPos Remark MHz dBuV/m dBuV/m dB dBuV dB/m dB dB cm deg 1 5457.80 41.42 54.00 -12.58 27.59 35.98 10.54 32.69 205 304 Peak 2 5710.00 103.68 ------ ------ 89.23 36.34 10.89 32.78 205 304 Average

Mode	63	
	Band Edge	
	U-NII-2C_5.47-5.725_802.11ax HE40_CH142_Full RU_5710MHz	
ANT	1+2	
Pol.	Vertical	Fundamental
Peak	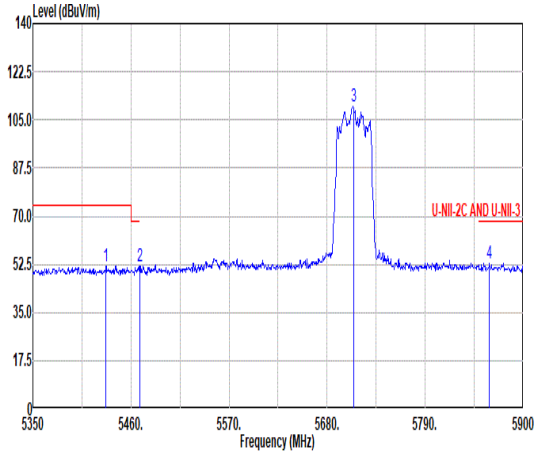 Freq Level Limit Line Margin Read Level Ant Factor Cable Loss Preamp Factor APos TPos Remark MHz dBuV/m dBuV/m dB dBuV dB/m dB dB cm deg 1 5431.95 51.81 74.00 -22.19 38.01 35.97 10.52 32.69 364 339 Peak 2 5469.90 51.72 68.30 -16.58 37.87 35.99 10.55 32.69 364 339 Peak 3 5710.00 109.76 ------ ------ 95.31 36.34 10.89 32.78 364 339 Peak 4 5862.05 52.79 68.30 -15.51 38.22 36.58 10.83 32.84 364 339 Peak	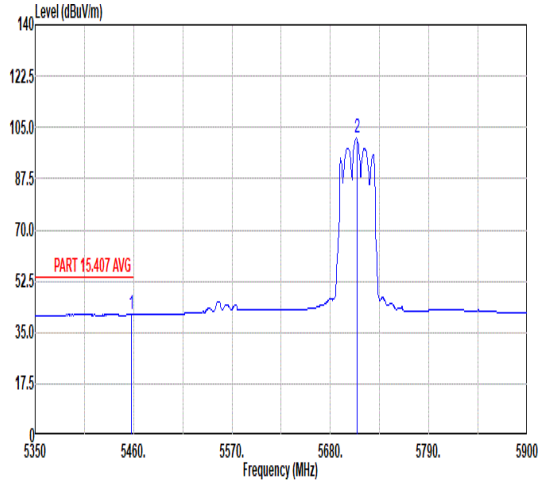 Freq Level Limit Line Margin Read Level Ant Factor Cable Loss Preamp Factor APos TPos Remark MHz dBuV/m dBuV/m dB dBuV dB/m dB dB cm deg 1 5457.80 41.15 54.00 -12.85 27.32 35.98 10.54 32.69 364 339 Peak 2 5710.00 101.40 ------ ------ 86.95 36.34 10.89 32.78 364 339 Average

Mode	63	
	Harmonic	
	U-NII-2C_5.47-5.725_802.11ax HE40_CH142_Full RU_5710MHz	
ANT	1+2	
Pol.	Horizontal	Vertical
Peak Avg	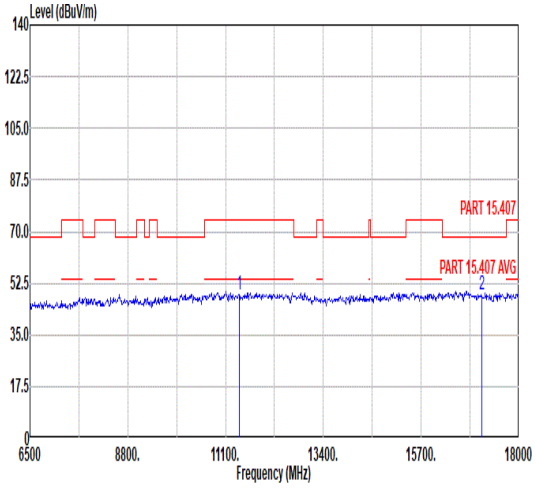 Freq Level Limit Line Margin Read Level Ant Factor Cable Loss Preamp Factor APos TPos Remark MHz dBuV/m dBuV/m dB dBuV dB/m dB dB cm deg 1 11420.00 48.42 74.00 -25.58 45.75 38.19 14.88 50.40 --- --- Peak 2 17130.00 48.58 68.30 -19.72 40.51 42.81 18.05 52.79 --- --- Peak	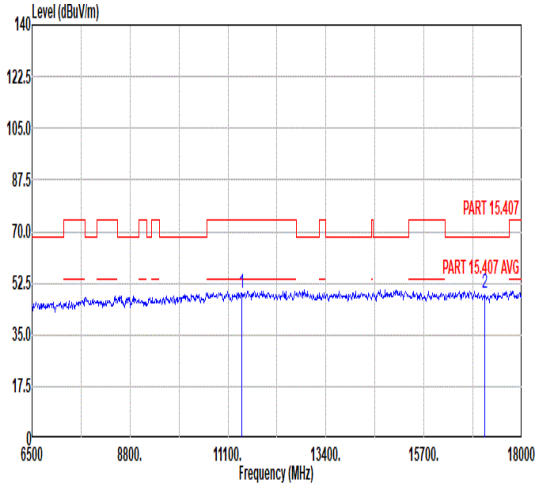 Freq Level Limit Line Margin Read Level Ant Factor Cable Loss Preamp Factor APos TPos Remark MHz dBuV/m dBuV/m dB dBuV dB/m dB dB cm deg 1 11420.00 49.29 74.00 -24.71 46.62 38.19 14.88 50.40 --- --- Peak 2 17130.00 49.10 68.30 -19.20 41.03 42.81 18.05 52.79 --- --- Peak

Mode	64	
	Band Edge	
	U-NII-2C_5.47-5.725_802.11ax HE80_CH138_Full RU_5690MHz	
ANT	1+2	
Pol.	Horizontal	Fundamental
Peak	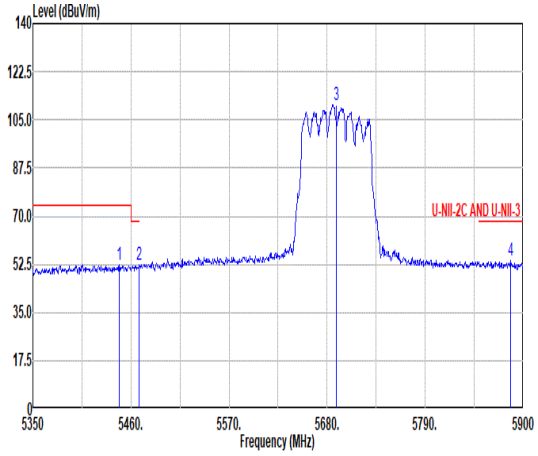 Freq Level Limit Line Margin Read Level Ant Factor Cable Loss Preamp Factor APos TPos Remark MHz dBuV/m dBuV/m dB dBuV dB/m dB dB cm deg 1 5446.80 52.40 74.00 -21.60 38.58 35.98 10.53 32.69 219 306 Peak 2 5469.35 52.05 68.30 -16.25 38.20 35.99 10.55 32.69 219 306 Peak 3 5690.00 110.24 ------ ------ 95.82 36.30 10.90 32.78 219 306 Peak 4 5885.70 53.83 68.30 -14.47 39.22 36.62 10.84 32.85 219 306 Peak	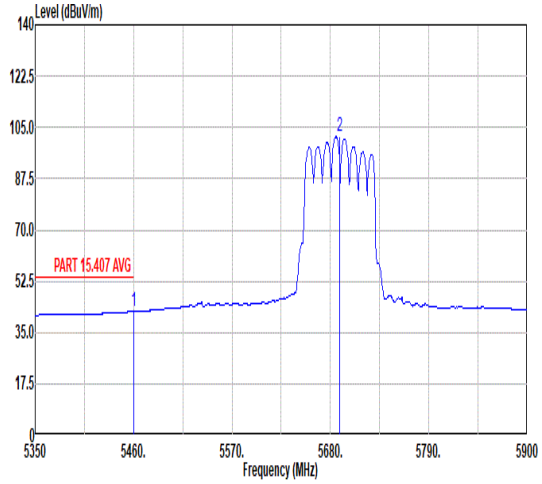 Freq Level Limit Line Margin Read Level Ant Factor Cable Loss Preamp Factor APos TPos Remark MHz dBuV/m dBuV/m dB dBuV dB/m dB dB cm deg 1 5460.00 42.32 54.00 -11.68 28.49 35.98 10.54 32.69 219 306 Peak 2 5690.00 101.75 ------ ------ 87.33 36.30 10.90 32.78 219 306 Average

Mode	64	
	Band Edge	
	U-NII-2C_5.47-5.725_802.11ax HE80_CH138_Full RU_5690MHz	
ANT	1+2	
Pol.	Vertical	Fundamental
Peak	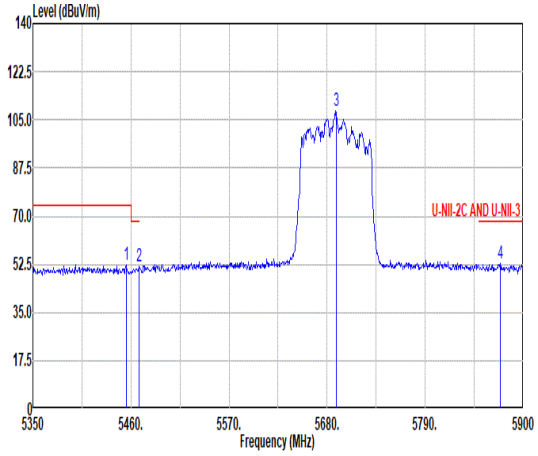 Freq Level Limit Line Margin Read Level Ant Factor Cable Loss Preamp Factor APos TPos Remark MHz dBuV/m dBuV/m dB dBuV dB/m dB dB cm deg 1 5454.50 52.16 74.00 -21.84 38.33 35.98 10.54 32.69 385 339 Peak 2 5468.80 51.64 68.30 -16.66 37.79 35.99 10.55 32.69 385 339 Peak 3 5690.00 108.13 ------ ------ 93.71 36.30 10.90 32.78 385 339 Peak 4 5874.15 52.71 68.30 -15.59 38.12 36.60 10.84 32.85 385 339 Peak	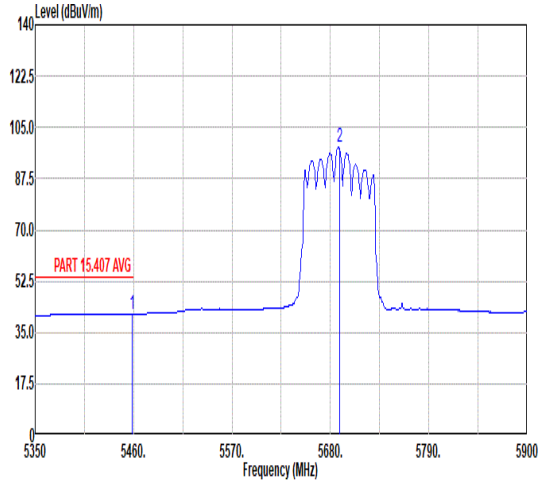 Freq Level Limit Line Margin Read Level Ant Factor Cable Loss Preamp Factor APos TPos Remark MHz dBuV/m dBuV/m dB dBuV dB/m dB dB cm deg 1 5458.35 41.31 54.00 -12.69 27.48 35.98 10.54 32.69 385 339 Peak 2 5690.00 98.41 ------ ------ 83.99 36.30 10.90 32.78 385 339 Average

Mode	64	
	Harmonic	
	U-NII-2C_5.47-5.725_802.11ax HE80_CH138_Full RU_5690MHz	
ANT	1+2	
Pol.	Horizontal	Vertical
Peak Avg	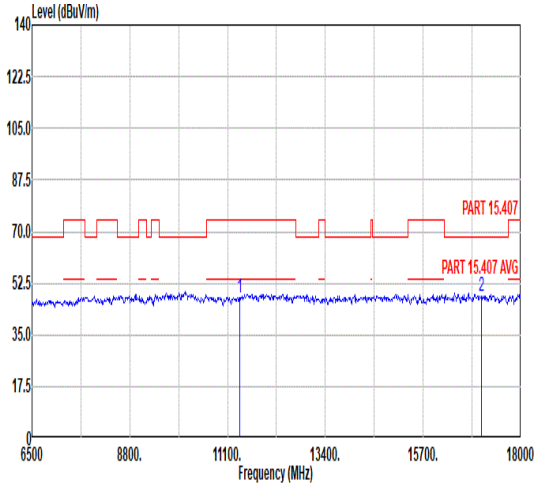 Freq Level Limit Line Margin Read Level Ant Factor Cable Loss Preamp Factor APos TPos Remark MHz dBuV/m dBuV/m dB dBuV dB/m dB dB cm deg 1 11380.00 47.56 74.00 -26.44 44.98 38.17 14.85 50.44 --- --- Peak 2 17070.00 48.17 68.30 -20.13 39.94 42.81 18.07 52.65 --- --- Peak	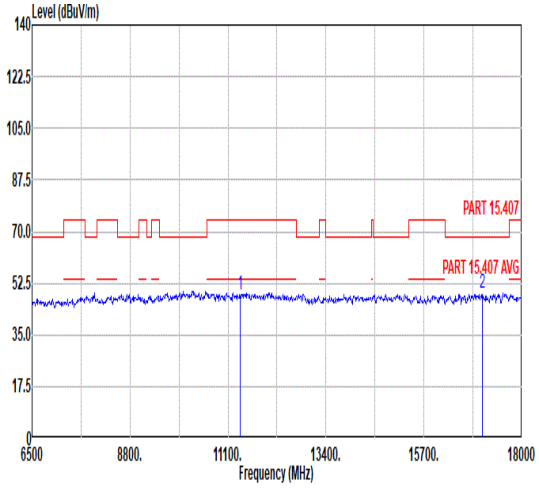 Freq Level Limit Line Margin Read Level Ant Factor Cable Loss Preamp Factor APos TPos Remark MHz dBuV/m dBuV/m dB dBuV dB/m dB dB cm deg 1 11380.00 48.81 74.00 -25.19 46.23 38.17 14.85 50.44 --- --- Peak 2 17070.00 48.92 68.30 -19.38 40.69 42.81 18.07 52.65 --- --- Peak

Mode	65	
	Band Edge	
	U-NII-1_5.15-5.25_802.11ax HE20_CH36_Partial RU 26/0_5180MHz	
ANT	1+2	
Pol.	Horizontal	Fundamental
Peak	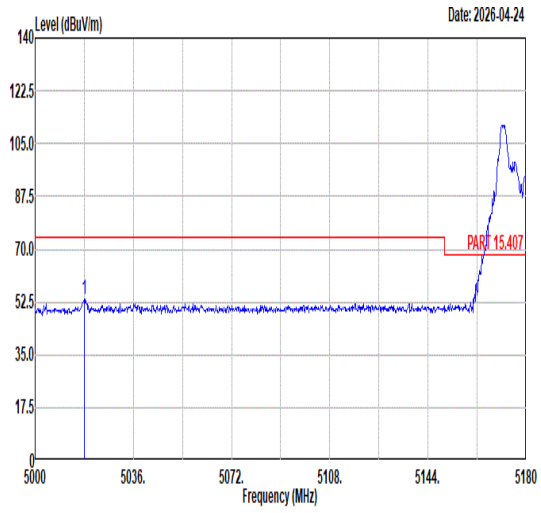 Freq Level Limit Line Margin (dB) Read Level Ant Factor Cable Loss Preamp Factor APos TPos Remark MHz dBuV/m dBuV/m dBuV dB/m dB dB cm deg 1 5018.00 53.50 74.00 -20.50 39.88 35.81 10.41 32.60 260 50 PEAK	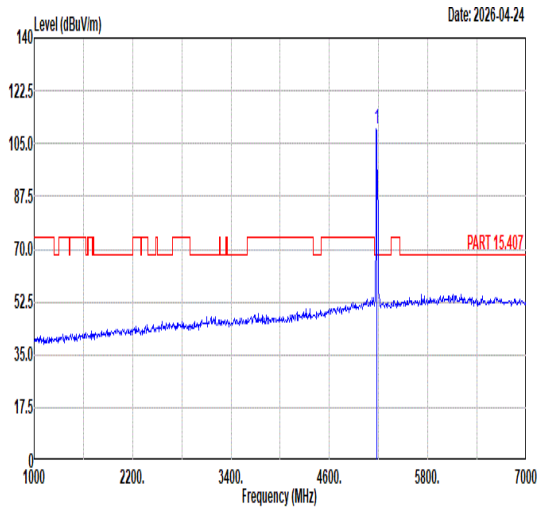 Freq Level Limit Line Margin (dB) Read Level Ant Factor Cable Loss Preamp Factor APos TPos Remark MHz dBuV/m dBuV/m dBuV dB/m dB dB cm deg 1 5180.00 110.14 ------ ------ 96.43 35.87 10.47 32.63 260 50 PEAK
Avg	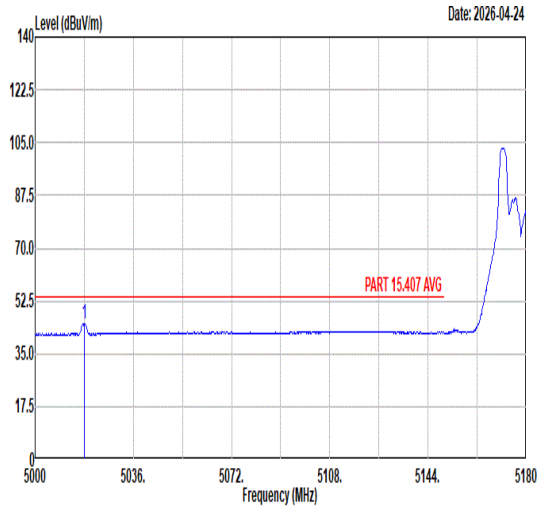 Freq Level Limit Line Margin (dB) Read Level Ant Factor Cable Loss Preamp Factor APos TPos Remark MHz dBuV/m dBuV/m dBuV dB/m dB dB cm deg 1 5018.00 44.79 54.00 -9.21 31.17 35.81 10.41 32.60 260 50 AVERAGE	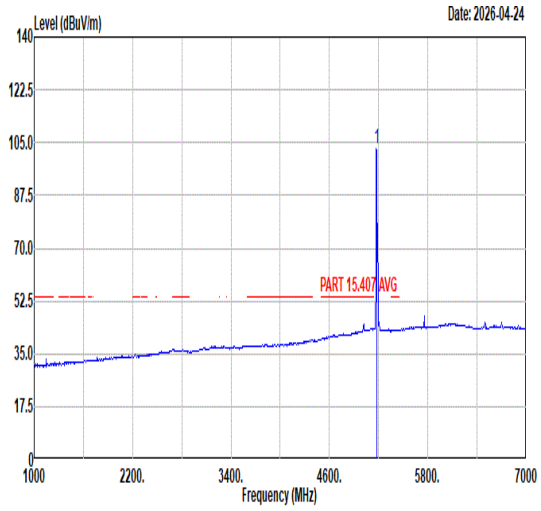 Freq Level Limit Line Margin (dB) Read Level Ant Factor Cable Loss Preamp Factor APos TPos Remark MHz dBuV/m dBuV/m dBuV dB/m dB dB cm deg 1 5180.00 103.04 ------ ------ 89.33 35.87 10.47 32.63 260 50 AVERAGE

Mode	65	
	Band Edge	
	U-NII-1_5.15-5.25_802.11ax HE20_CH36_Partial RU 26/0_5180MHz	
ANT	1+2	
Pol.	Vertical	Fundamental
Peak	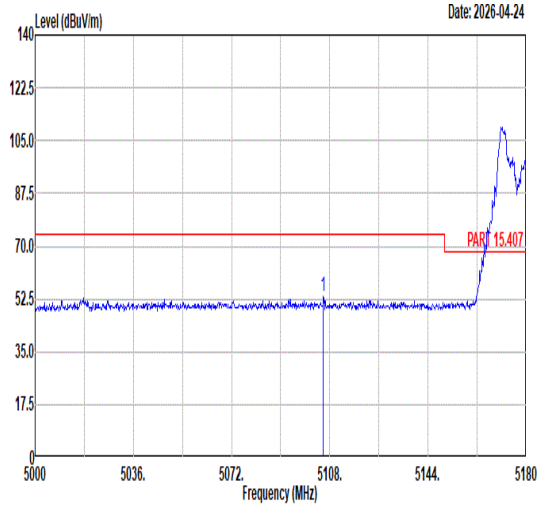 Freq Level Limit Line Margin (dB) Read Level Ant Factor Cable Loss Preamp Factor APos TPos Remark MHz dBuV/m dBuV/m dBuV dB/m dB dB cm deg 1 5105.66 53.13 74.00 -20.87 39.31 35.84 10.60 32.62 383 352 PEAK	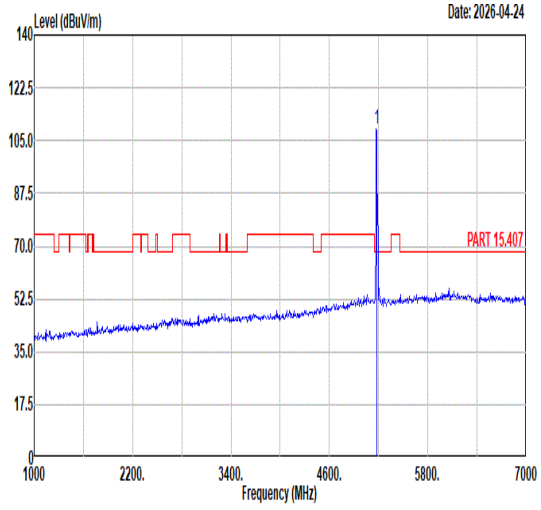 Freq Level Limit Line Margin (dB) Read Level Ant Factor Cable Loss Preamp Factor APos TPos Remark MHz dBuV/m dBuV/m dBuV dB/m dB dB cm deg 1 5180.00 108.83 ------ ------ 95.12 35.87 10.47 32.63 383 352 PEAK
Avg	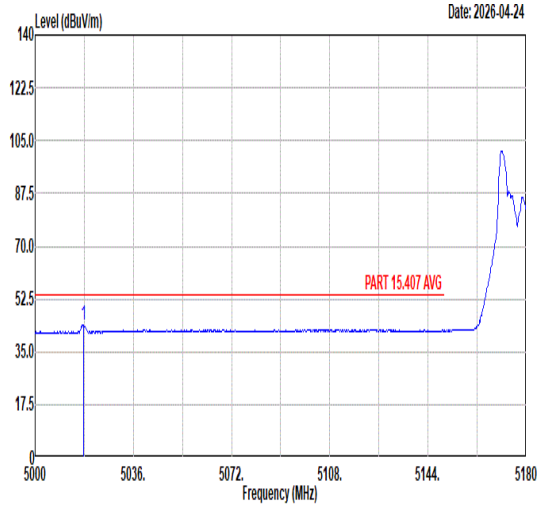 Freq Level Limit Line Margin (dB) Read Level Ant Factor Cable Loss Preamp Factor APos TPos Remark MHz dBuV/m dBuV/m dBuV dB/m dB dB cm deg 1 5017.64 43.72 54.00 -10.28 30.10 35.81 10.41 32.60 383 352 AVERAGE	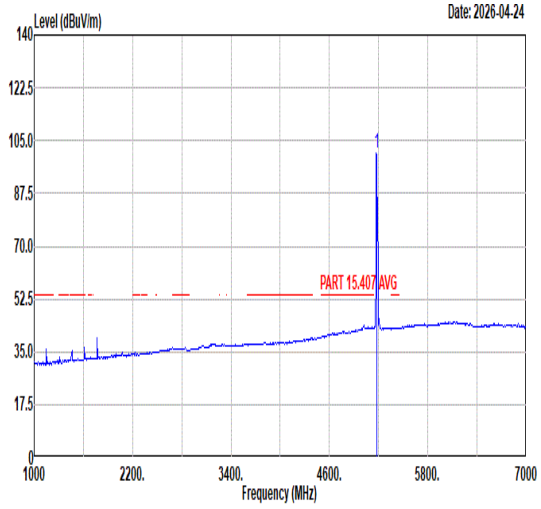 Freq Level Limit Line Margin (dB) Read Level Ant Factor Cable Loss Preamp Factor APos TPos Remark MHz dBuV/m dBuV/m dBuV dB/m dB dB cm deg 1 5180.00 101.14 ------ ------ 87.43 35.87 10.47 32.63 383 352 AVERAGE

Mode	66	
	Band Edge	
	U-NII-2A_5.25-5.35_802.11ax HE20_CH64_Partial RU 106/54_5320MHz	
ANT	1+2	
Pol.	Horizontal	Fundamental
Peak	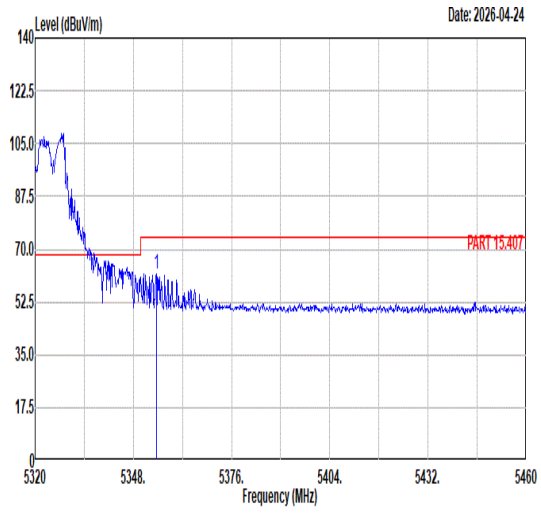 Freq Level Limit Line Margin (dB) Read Level Ant Factor Cable Loss Preamp Factor APos TPos Remark 1 5354.58 62.00 74.00 -12.00 48.18 35.94 10.55 32.67 241 319 PEAK	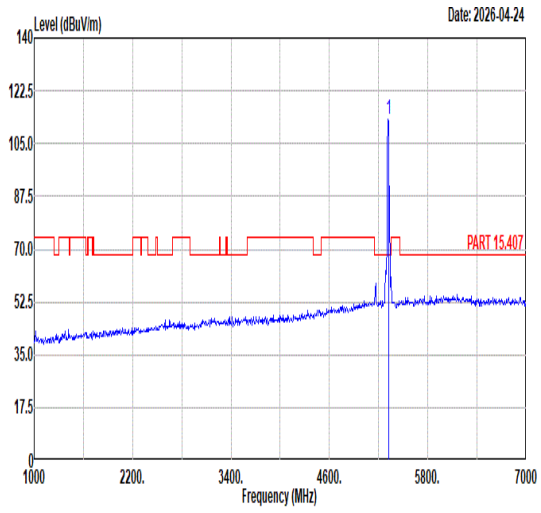 Freq Level Limit Line Margin (dB) Read Level Ant Factor Cable Loss Preamp Factor APos TPos Remark 1 5320.00 112.84 ------ ------ 98.98 35.93 10.59 32.66 241 319 PEAK
Avg	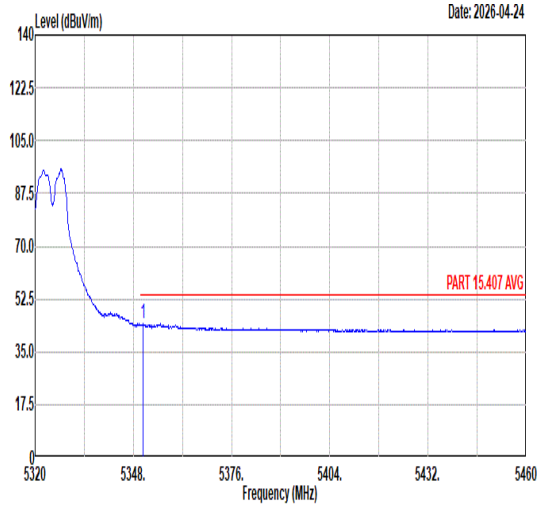 Freq Level Limit Line Margin (dB) Read Level Ant Factor Cable Loss Preamp Factor APos TPos Remark 1 5350.66 44.22 54.00 -9.78 30.40 35.94 10.55 32.67 241 319 AVERAGE	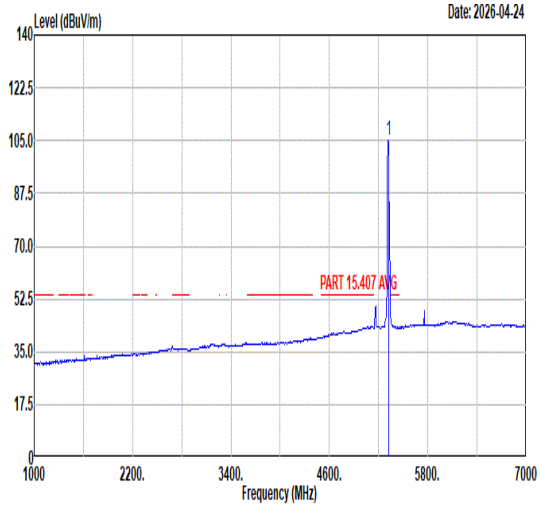 Freq Level Limit Line Margin (dB) Read Level Ant Factor Cable Loss Preamp Factor APos TPos Remark 1 5320.00 105.27 ------ ------ 91.41 35.93 10.59 32.66 241 319 AVERAGE

Mode	66	
	Band Edge	
	U-NII-2A_5.25-5.35_802.11ax HE20_CH64_Partial RU 106/54_5320MHz	
ANT	1+2	
Pol.	Vertical	Fundamental
Peak	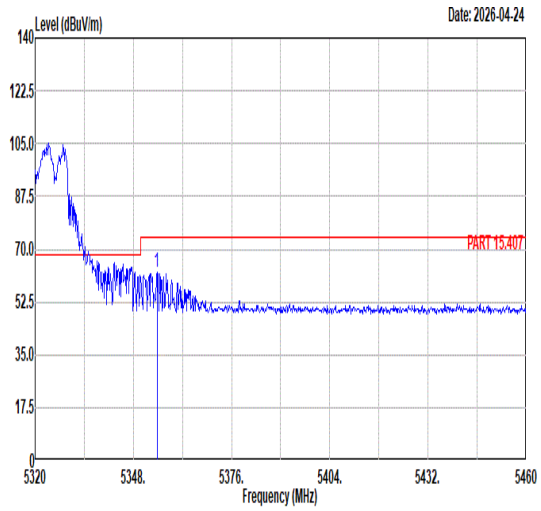 Freq Level Limit Line Margin (dB) Read Level Ant Factor Cable Loss Preamp Factor APos TPos Remark 1 5354.72 62.17 74.00 -11.83 48.35 35.94 10.55 32.67 342 326 PEAK	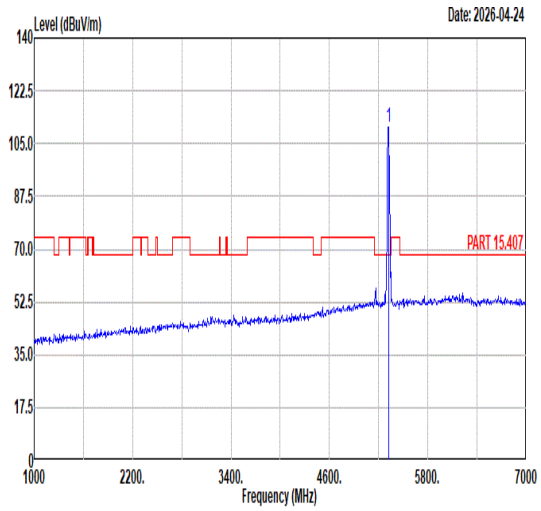 Freq Level Limit Line Margin (dB) Read Level Ant Factor Cable Loss Preamp Factor APos TPos Remark 1 5320.00 110.60 ------ ------ 96.74 35.93 10.59 32.66 342 326 PEAK
Avg	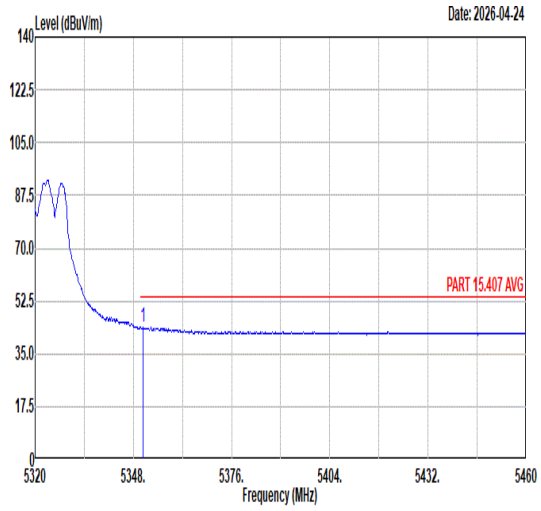 Freq Level Limit Line Margin (dB) Read Level Ant Factor Cable Loss Preamp Factor APos TPos Remark 1 5350.66 43.98 54.00 -10.02 30.16 35.94 10.55 32.67 342 326 AVERAGE	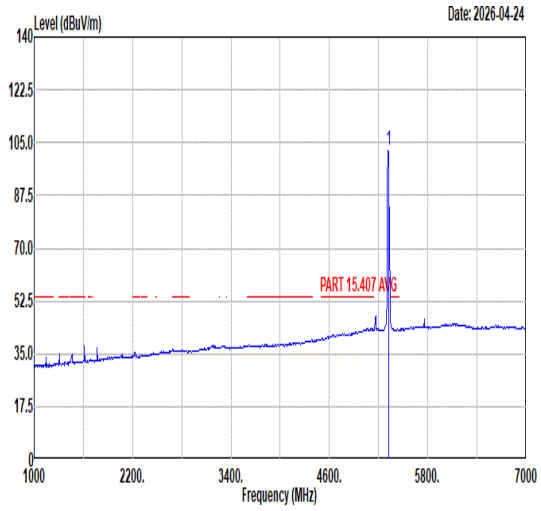 Freq Level Limit Line Margin (dB) Read Level Ant Factor Cable Loss Preamp Factor APos TPos Remark 1 5320.00 102.31 ------ ------ 88.45 35.93 10.59 32.66 342 326 AVERAGE

Mode	67	
	Band Edge	
	U-NII-2C_5.47-5.725_802.11ax HE20_CH100_Partial RU 26/0_5500MHz	
ANT	1+2	
Pol.	Horizontal	Fundamental
Peak	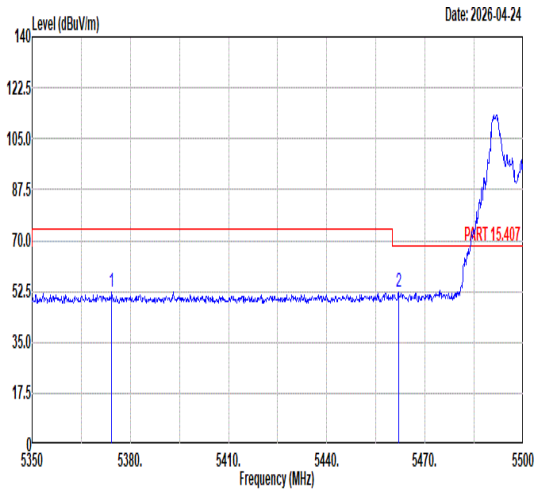 Freq Level Limit Line Margin (dB) Read Level Ant Factor Cable Loss Preamp Factor APos TPos Remark 1 5374.30 52.25 74.00 -21.75 38.44 35.95 10.53 32.67 362 57 PEAK 2 5461.90 52.11 68.30 -16.19 38.27 35.98 10.55 32.69 362 57 PEAK	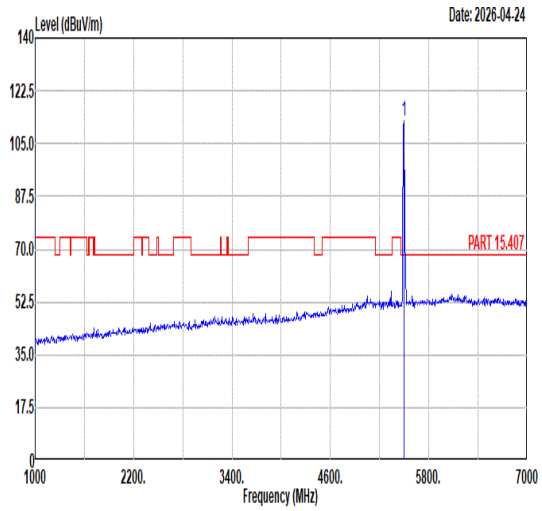 Freq Level Limit Line Margin (dB) Read Level Ant Factor Cable Loss Preamp Factor APos TPos Remark 1 5500.00 112.63 ------ ------ 98.76 36.00 10.57 32.70 362 57 PEAK
Avg	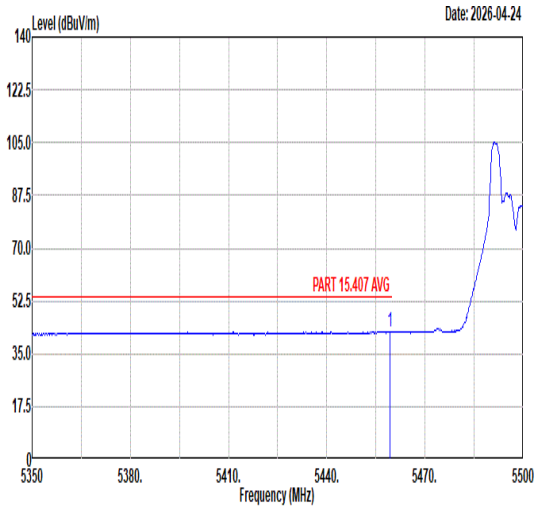 Freq Level Limit Line Margin (dB) Read Level Ant Factor Cable Loss Preamp Factor APos TPos Remark 1 5459.35 42.44 54.00 -11.56 28.61 35.98 10.54 32.69 362 57 AVERAGE	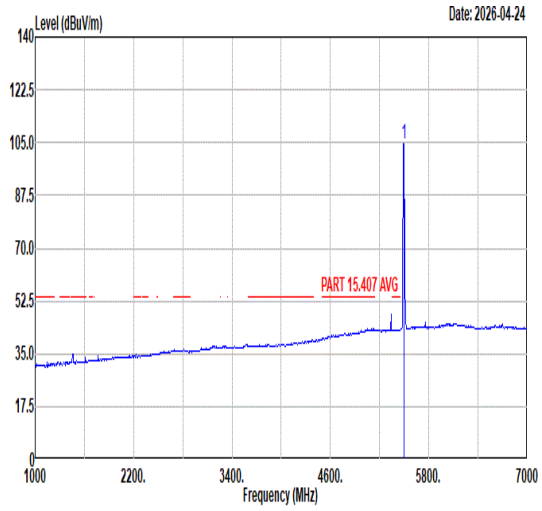 Freq Level Limit Line Margin (dB) Read Level Ant Factor Cable Loss Preamp Factor APos TPos Remark 1 5500.00 104.81 ------ ------ 90.94 36.00 10.57 32.70 362 57 AVERAGE

Mode	67	
	Band Edge	
	U-NII-2C_5.47-5.725_802.11ax HE20_CH100_Partial RU 26/0_5500MHz	
ANT	1+2	
Pol.	Vertical	Fundamental
Peak	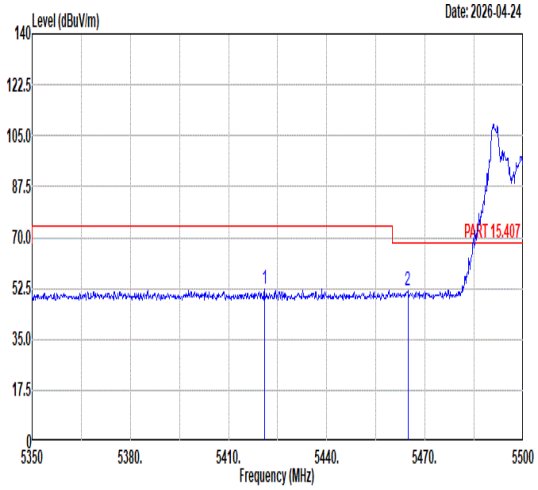 Freq Level Limit Line Margin (dB) Read Level Ant Factor Cable Loss Preamp Factor APos TPos Remark MHz dBuV/m dBuV/m dBuV dB/m dB dB cm deg 1 5420.95 52.52 74.00 -21.48 38.72 35.97 10.51 32.68 378 358 PEAK 2 5464.75 51.58 68.30 -16.72 37.73 35.99 10.55 32.69 378 358 PEAK	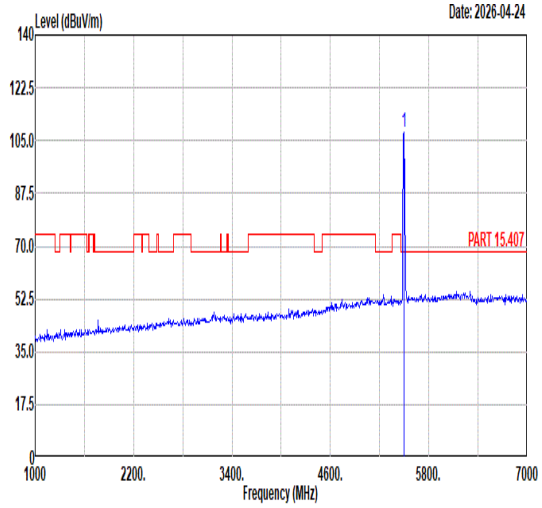 Freq Level Limit Line Margin (dB) Read Level Ant Factor Cable Loss Preamp Factor APos TPos Remark MHz dBuV/m dBuV/m dBuV dB/m dB dB cm deg 1 5500.00 107.96 ------ ------ 94.09 36.00 10.57 32.70 378 358 PEAK
Avg	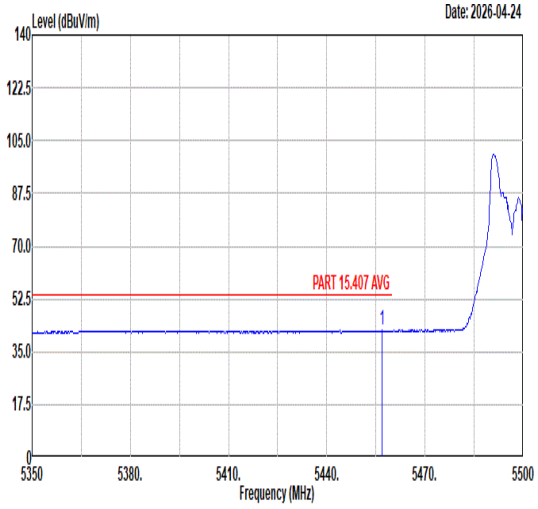 Freq Level Limit Line Margin (dB) Read Level Ant Factor Cable Loss Preamp Factor APos TPos Remark MHz dBuV/m dBuV/m dBuV dB/m dB dB cm deg 1 5456.80 42.10 54.00 -11.90 28.27 35.98 10.54 32.69 378 358 AVERAGE	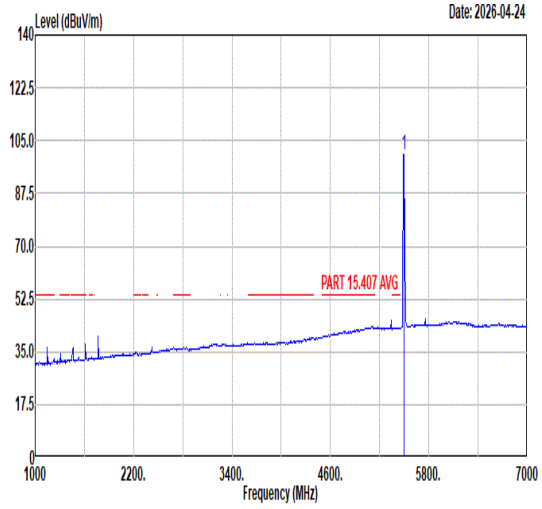 Freq Level Limit Line Margin (dB) Read Level Ant Factor Cable Loss Preamp Factor APos TPos Remark MHz dBuV/m dBuV/m dBuV dB/m dB dB cm deg 1 5500.00 100.33 ------ ------ 86.46 36.00 10.57 32.70 378 358 AVERAGE

Mode	68	
	Band Edge	
	U-NII-2C_5.47-5.725_802.11ax HE20_CH140_Partial RU 52/40_5700MHz	
ANT	1+2	
Pol.	Horizontal	Fundamental
Peak	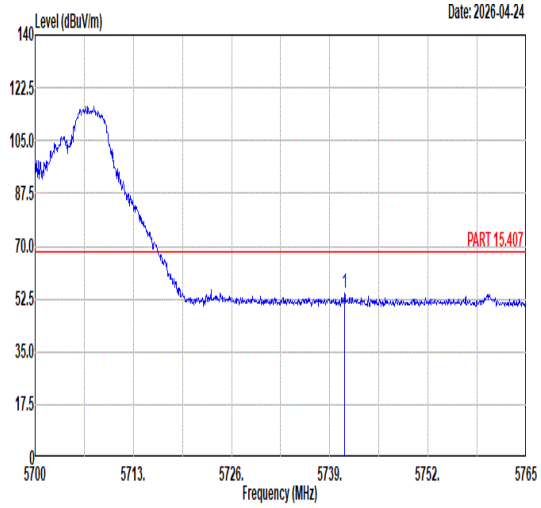 Freq Level Limit Line Margin (dB) Read Level Ant Factor Cable Loss Preamp Factor APos TPos Remark MHz dBuV/m dBuV/m dBuV dB/m dB dB cm deg 1 5740.95 54.19 68.30 -14.11 39.74 36.39 10.86 32.80 298 307 PEAK	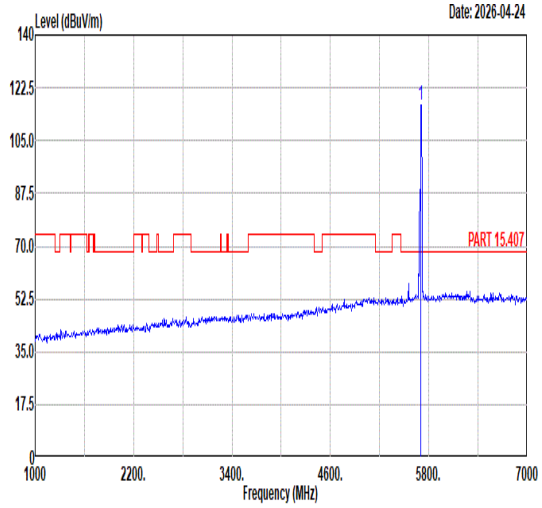 Freq Level Limit Line Margin (dB) Read Level Ant Factor Cable Loss Preamp Factor APos TPos Remark MHz dBuV/m dBuV/m dBuV dB/m dB dB cm deg 1 5700.00 116.58 ------ ------ 102.14 36.33 10.89 32.78 298 307 PEAK
Avg	Blank	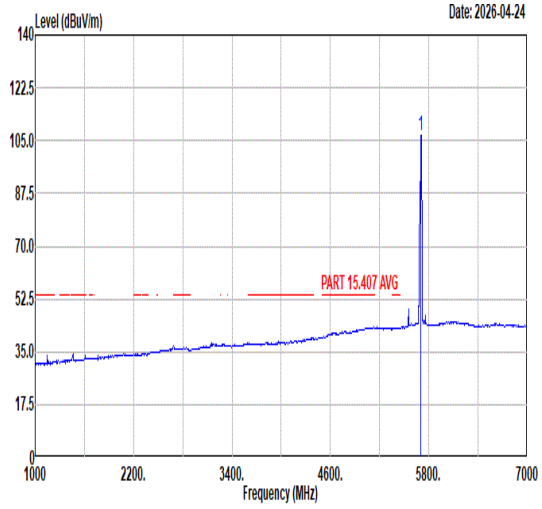 Freq Level Limit Line Margin (dB) Read Level Ant Factor Cable Loss Preamp Factor APos TPos Remark MHz dBuV/m dBuV/m dBuV dB/m dB dB cm deg 1 5700.00 106.58 ------ ------ 92.13 36.34 10.89 32.78 298 307 AVERAGE

Mode	68	
	Band Edge	
	U-NII-2C_5.47-5.725_802.11ax HE20_CH140_Partial RU 52/40_5700MHz	
ANT	1+2	
Pol.	Vertical	Fundamental
Peak	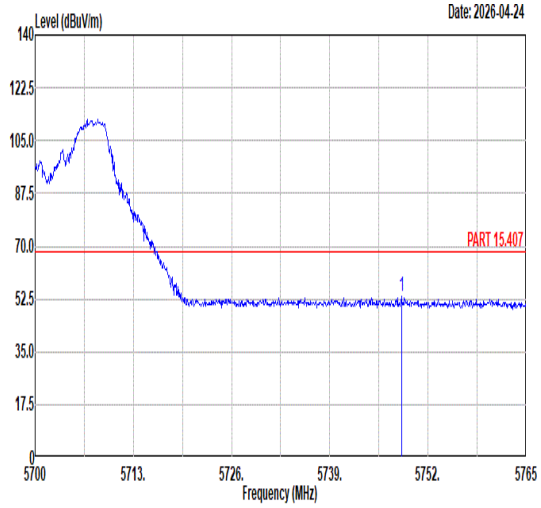 Freq Level Limit Line Margin (dB) Read Level Ant Factor Cable Loss Preamp Factor APos TPos Remark MHz dBuV/m dBuV/m dBuV dB/m dB dB cm deg 1 5748.49 53.46 68.30 -14.84 39.00 36.40 10.86 32.80 361 332 PEAK	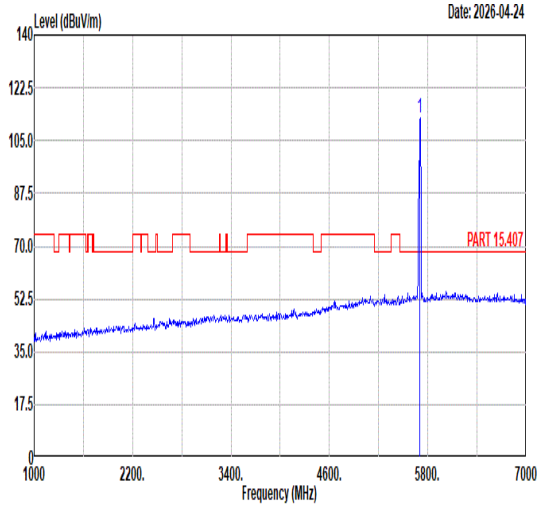 Freq Level Limit Line Margin (dB) Read Level Ant Factor Cable Loss Preamp Factor APos TPos Remark MHz dBuV/m dBuV/m dBuV dB/m dB dB cm deg 1 5700.00 112.74 ------ ------ 98.29 36.34 10.89 32.78 361 332 PEAK
Avg	Blank	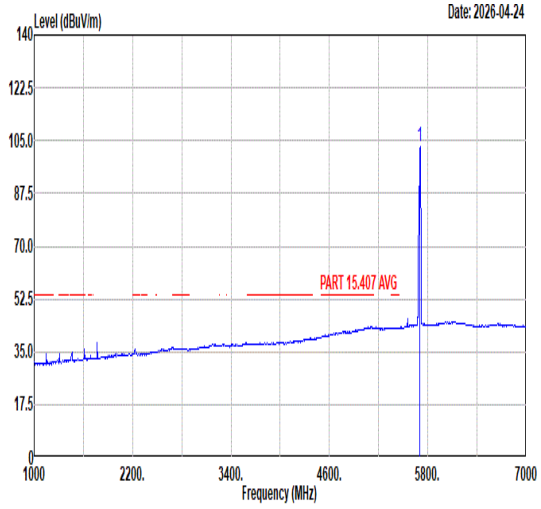 Freq Level Limit Line Margin (dB) Read Level Ant Factor Cable Loss Preamp Factor APos TPos Remark MHz dBuV/m dBuV/m dBuV dB/m dB dB cm deg 1 5700.00 103.04 ------ ------ 88.59 36.34 10.89 32.78 361 332 AVERAGE

Mode	69	
	Band Edge	
	U-NII-3_5.725-5.85_802.11a_CH149_5745MHz	
ANT	1	
Pol.	Horizontal	Fundamental
Peak	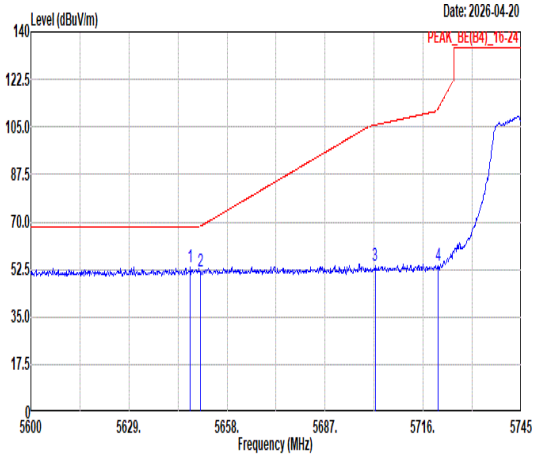 Freq Level Limit Line Margin (dB) Read Level Ant Factor Cable Loss Preamp Factor APos TPos Remark MHz dBuV/m dBuV/m dBuV dB/m dB dB cm deg 1 5647.13 53.20 68.30 -15.10 38.92 36.24 10.80 32.76 238 308 PEAK 2 5650.03 51.76 68.32 -16.56 37.47 36.24 10.81 32.76 238 308 PEAK 3 5701.79 53.74 105.70 -51.96 39.31 36.32 10.89 32.78 238 308 PEAK 4 5720.50 54.11 111.93 -57.82 39.67 36.35 10.88 32.79 238 308 PEAK	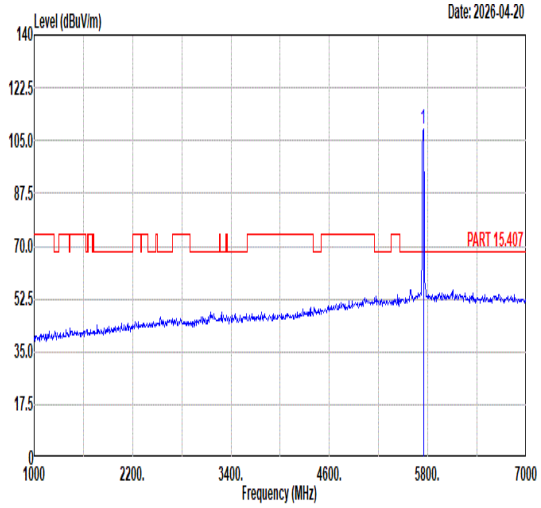 Freq Level Limit Line Margin (dB) Read Level Ant Factor Cable Loss Preamp Factor APos TPos Remark MHz dBuV/m dBuV/m dBuV dB/m dB dB cm deg 1 5745.00 108.61 ------ ------ 94.16 36.39 10.86 32.80 238 308 PEAK
Avg	Blank	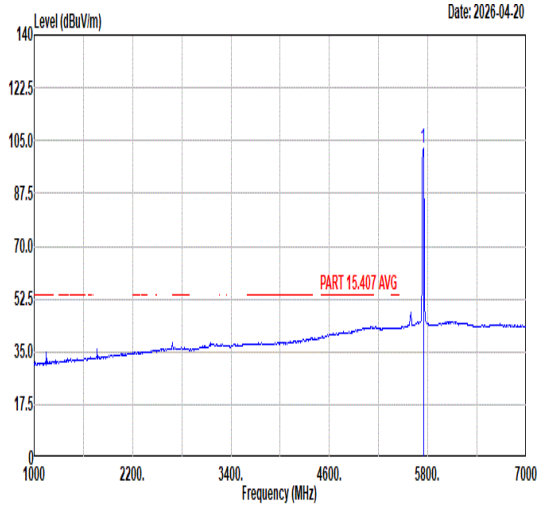 Freq Level Limit Line Margin (dB) Read Level Ant Factor Cable Loss Preamp Factor APos TPos Remark MHz dBuV/m dBuV/m dBuV dB/m dB dB cm deg 1 5745.00 102.31 ------ ------ 87.86 36.39 10.86 32.80 238 308 AVERAGE

Mode	69	
	Band Edge	
	U-NII-3_5.725-5.85_802.11a_CH149_5745MHz	
ANT	1	
Pol.	Vertical	Fundamental
Peak	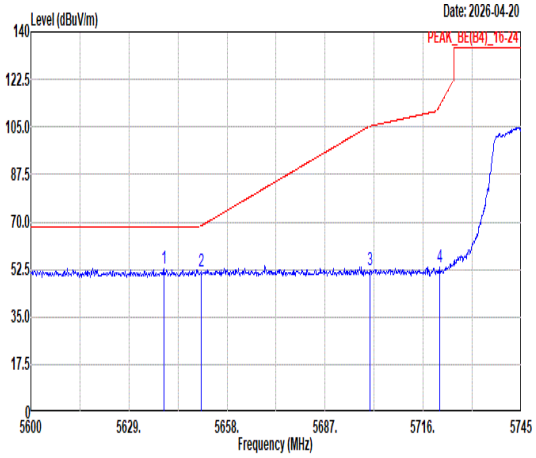 Freq Level Limit Line Margin (dB) Read Level Ant Factor Cable Loss Preamp Factor APos TPos Remark MHz dBuV/m dBuV/m dBuV dB/m dB dB cm deg 1 5639.30 52.89 68.30 -15.41 38.65 36.22 10.78 32.76 247 321 PEAK 2 5650.32 51.84 68.53 -16.69 37.55 36.24 10.81 32.76 247 321 PEAK 3 5700.20 52.40 105.25 -52.85 37.97 36.32 10.89 32.78 247 321 PEAK 4 5720.79 53.23 112.59 -59.36 38.79 36.35 10.88 32.79 247 321 PEAK	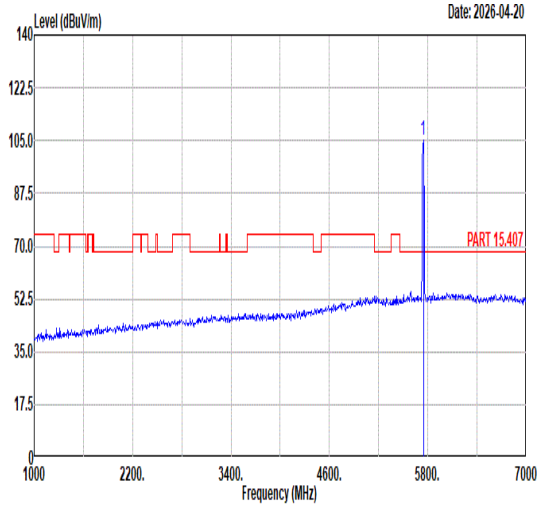 Freq Level Limit Line Margin (dB) Read Level Ant Factor Cable Loss Preamp Factor APos TPos Remark MHz dBuV/m dBuV/m dBuV dB/m dB dB cm deg 1 5745.00 105.05 ------ ------ 90.60 36.39 10.86 32.80 247 321 PEAK
Avg	Blank	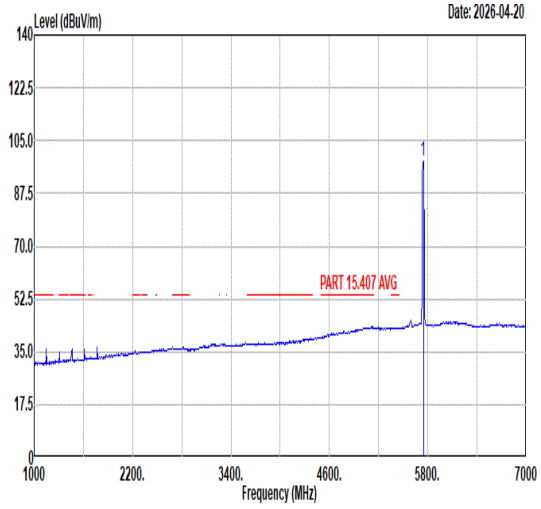 Freq Level Limit Line Margin (dB) Read Level Ant Factor Cable Loss Preamp Factor APos TPos Remark MHz dBuV/m dBuV/m dBuV dB/m dB dB cm deg 1 5745.00 98.27 ------ ------ 83.82 36.39 10.86 32.80 247 321 AVERAGE

Mode	69	
	Harmonic	
	U-NII-3_5.725-5.85_802.11a_CH149_5745MHz	
ANT	1	
Pol.	Horizontal	Vertical
Peak Avg	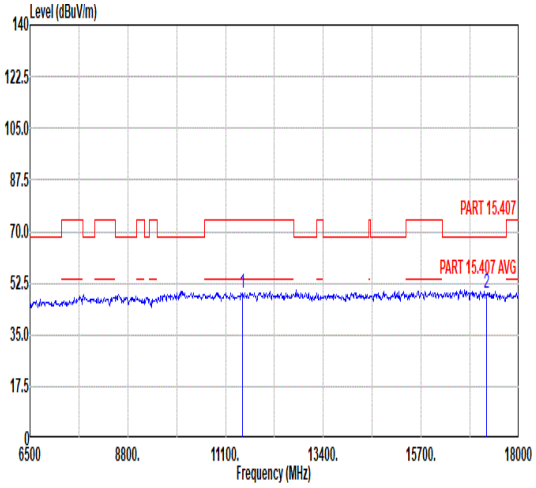 Freq Level Limit Line Margin Read Level Ant Factor Cable Loss Preamp Factor APos TPos Remark MHz dBuV/m dBuV/m dB dBuV dB/m dB dB cm deg 1 11490.00 49.07 74.00 -24.93 46.22 38.24 14.92 50.31 --- --- Peak 2 17235.00 49.09 68.30 -19.21 41.27 42.82 18.02 53.02 --- --- Peak	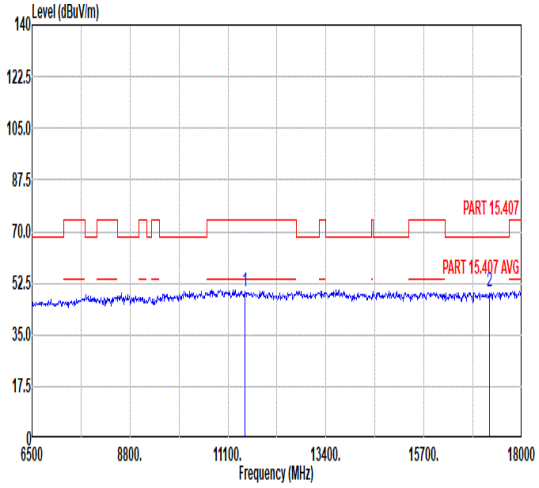 Freq Level Limit Line Margin Read Level Ant Factor Cable Loss Preamp Factor APos TPos Remark MHz dBuV/m dBuV/m dB dBuV dB/m dB dB cm deg 1 11490.00 49.77 74.00 -24.23 46.92 38.24 14.92 50.31 --- --- Peak 2 17235.00 49.47 68.30 -18.83 41.65 42.82 18.02 53.02 --- --- Peak

Mode	70	
	Harmonic	
	U-NII-3_5.725-5.85_802.11a_CH157_5785MHz	
ANT	1	
Pol.	Horizontal	Vertical
Peak Avg	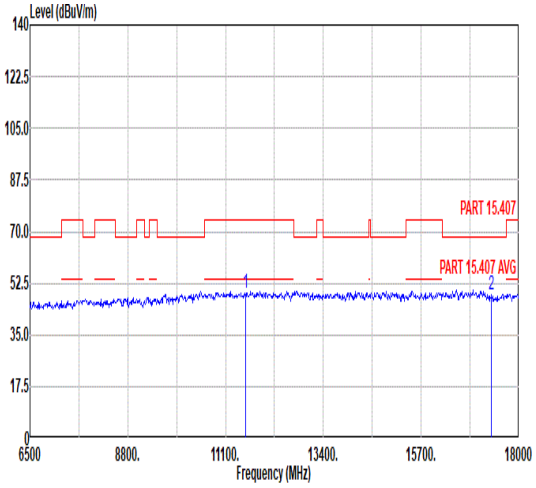 Freq Level Limit Line Margin Read Level Ant Factor Cable Loss Preamp Factor APos TPos Remark MHz dBuV/m dBuV/m dB dBuV dB/m dB dB cm deg 1 11570.00 48.90 74.00 -25.10 45.87 38.30 14.97 50.24 --- --- Peak 2 17355.00 48.47 68.30 -19.83 40.92 42.84 17.99 53.28 --- --- Peak	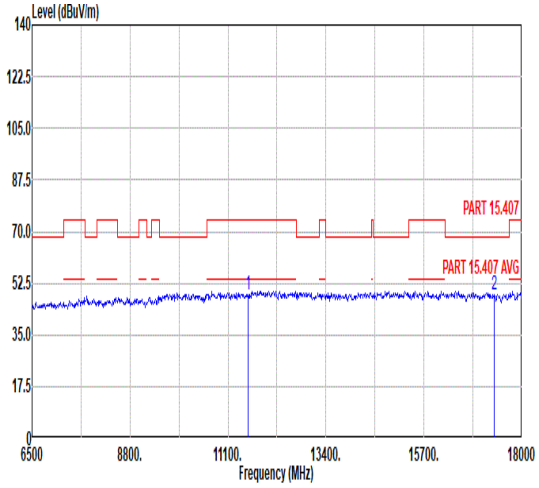 Freq Level Limit Line Margin Read Level Ant Factor Cable Loss Preamp Factor APos TPos Remark MHz dBuV/m dBuV/m dB dBuV dB/m dB dB cm deg 1 11570.00 48.74 74.00 -25.26 45.71 38.30 14.97 50.24 --- --- Peak 2 17355.00 48.66 68.30 -19.64 41.11 42.84 17.99 53.28 --- --- Peak

Mode	71	
	Band Edge	
	U-NII-3_5.725-5.85_802.11a_CH165_5825MHz	
ANT	1	
Pol.	Horizontal	Fundamental
Peak	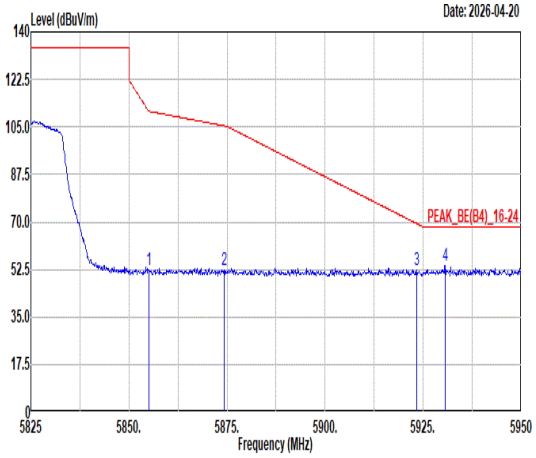 Freq Level Limit Line Margin (dB) Read Level Ant Factor Cable Loss Preamp Factor APos TPos Remark MHz dBuV/m dBuV/m dBuV dB/m dB dB cm deg 1 5855.00 52.15 110.80 -58.65 37.59 36.57 10.83 32.84 219 308 PEAK 2 5874.25 52.26 105.41 -53.15 37.67 36.60 10.84 32.85 219 308 PEAK 3 5923.38 52.39 69.40 -17.01 37.70 36.68 10.88 32.87 219 308 PEAK 4 5930.63 53.93 68.30 -14.37 39.22 36.69 10.89 32.87 219 308 PEAK	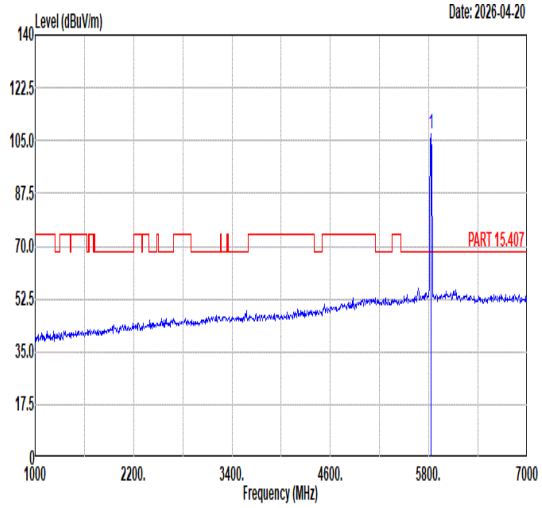 Freq Level Limit Line Margin (dB) Read Level Ant Factor Cable Loss Preamp Factor APos TPos Remark MHz dBuV/m dBuV/m dBuV dB/m dB dB cm deg 1 5825.00 107.01 ------ ------ 92.49 36.52 10.83 32.83 219 308 PEAK
Avg	Blank	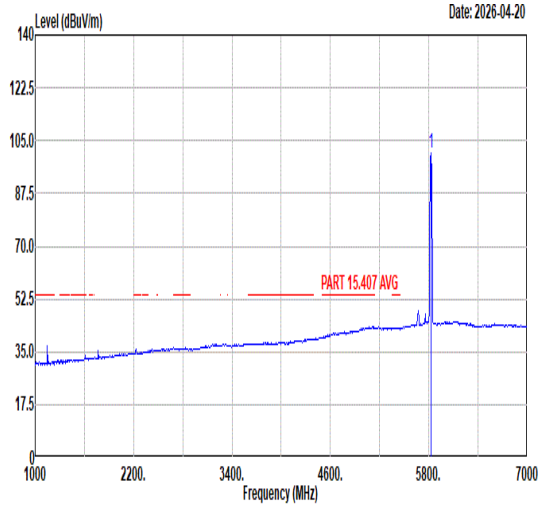 Freq Level Limit Line Margin (dB) Read Level Ant Factor Cable Loss Preamp Factor APos TPos Remark MHz dBuV/m dBuV/m dBuV dB/m dB dB cm deg 1 5825.00 100.88 ------ ------ 86.36 36.52 10.83 32.83 219 308 AVERAGE

Mode	71	
	Band Edge	
	U-NII-3_5.725-5.85_802.11a_CH165_5825MHz	
ANT	1	
Pol.	Vertical	Fundamental
Peak	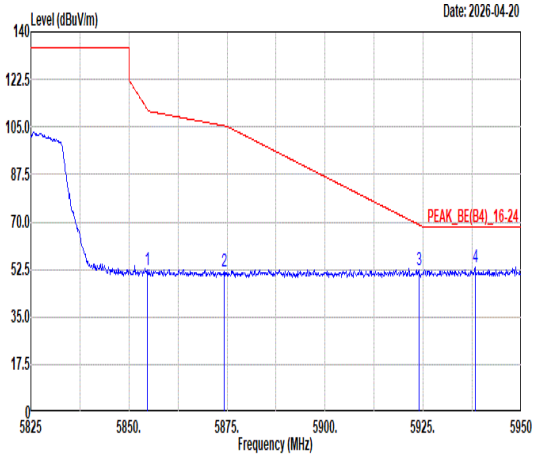 Freq Level Limit Line Margin (dB) Read Level Ant Factor Cable Loss Preamp Factor APos TPos Remark 1 5854.75 52.40 111.37 -58.97 37.84 36.57 10.83 32.84 231 322 PEAK 2 5874.25 51.94 105.41 -53.47 37.35 36.60 10.84 32.85 231 322 PEAK 3 5923.88 52.07 69.03 -16.96 37.38 36.68 10.88 32.87 231 322 PEAK 4 5938.25 53.39 68.30 -14.91 38.66 36.70 10.91 32.88 231 322 PEAK	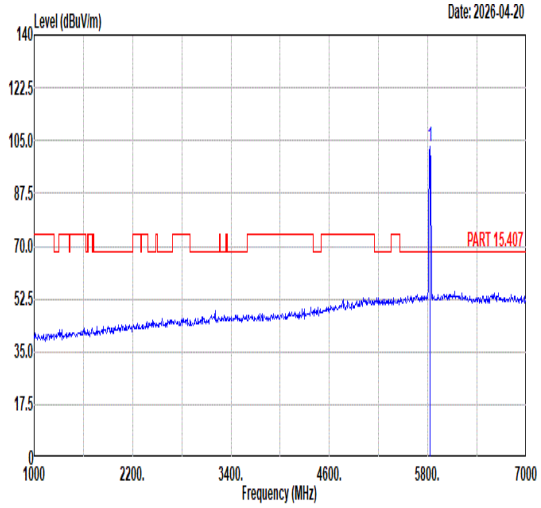 Freq Level Limit Line Margin (dB) Read Level Ant Factor Cable Loss Preamp Factor APos TPos Remark 1 5825.00 102.94 ------ ------ 88.42 36.52 10.83 32.83 231 322 PEAK
Avg	Blank	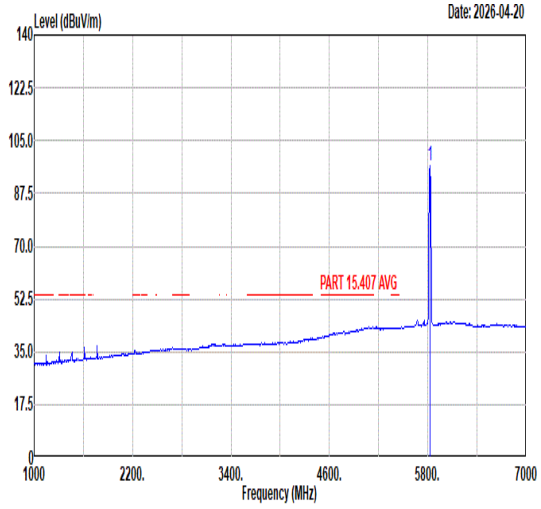 Freq Level Limit Line Margin (dB) Read Level Ant Factor Cable Loss Preamp Factor APos TPos Remark 1 5825.00 96.68 ------ ------ 82.16 36.52 10.83 32.83 231 322 AVERAGE

Mode	71	
	Harmonic	
	U-NII-3_5.725-5.85_802.11a_CH165_5825MHz	
ANT	1	
Pol.	Horizontal	Vertical
Peak Avg	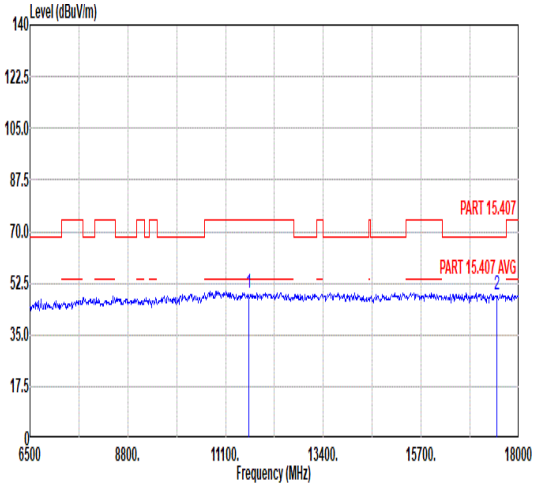 Freq Level Limit Line Margin Read Level Ant Factor Cable Loss Preamp Factor APos TPos Remark MHz dBuV/m dBuV/m dB dBuV dB/m dB dB cm deg 1 11650.00 48.93 74.00 -25.07 45.74 38.35 15.02 50.18 --- --- Peak 2 17475.00 48.62 68.30 -19.68 41.35 42.85 17.96 53.54 --- --- Peak	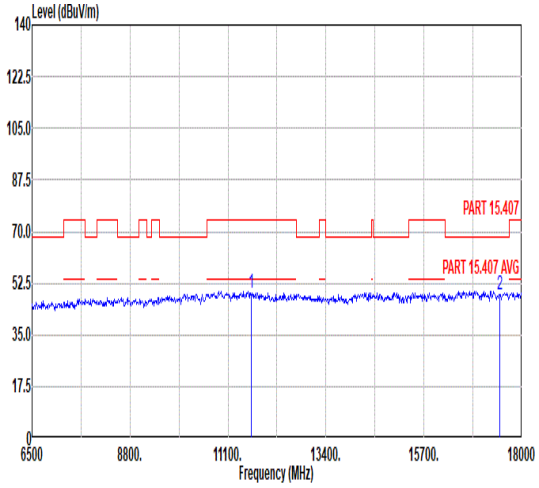 Freq Level Limit Line Margin Read Level Ant Factor Cable Loss Preamp Factor APos TPos Remark MHz dBuV/m dBuV/m dB dBuV dB/m dB dB cm deg 1 11650.00 48.92 74.00 -25.08 45.73 38.35 15.02 50.18 --- --- Peak 2 17475.00 48.78 68.30 -19.52 41.51 42.85 17.96 53.54 --- --- Peak

Mode	72	
	Band Edge	
	U-NII-3_5.725-5.85_802.11a_CH149_5745MHz	
ANT	2	
Pol.	Horizontal	Fundamental
Peak	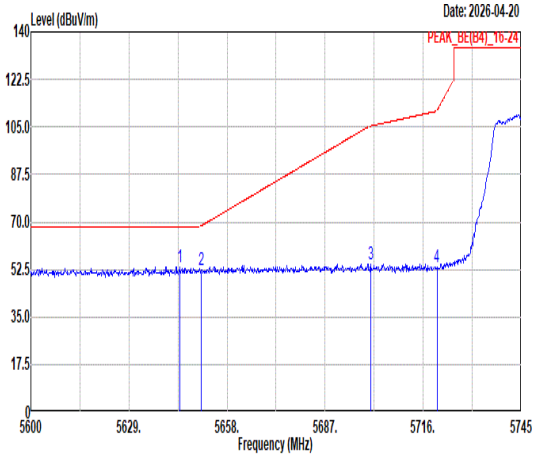 Freq Level Limit Line Margin (dB) Read Level Ant Factor Cable Loss Preamp Factor APos TPos Remark MHz dBuV/m dBuV/m dBuV dB/m dB dB cm deg 1 5643.94 53.56 68.30 -14.74 39.30 36.23 10.79 32.76 203 326 PEAK 2 5650.46 52.22 68.64 -16.42 37.93 36.24 10.81 32.76 203 326 PEAK 3 5700.49 54.32 105.34 -51.02 39.89 36.32 10.89 32.78 203 326 PEAK 4 5720.06 53.54 110.94 -57.40 39.10 36.35 10.88 32.79 203 326 PEAK	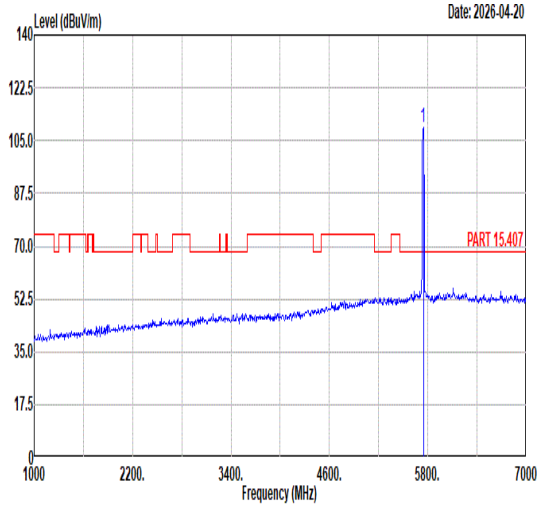 Freq Level Limit Line Margin (dB) Read Level Ant Factor Cable Loss Preamp Factor APos TPos Remark MHz dBuV/m dBuV/m dBuV dB/m dB dB cm deg 1 5745.00 109.58 ------ ------ 95.13 36.39 10.86 32.80 203 326 PEAK
Avg	Blank	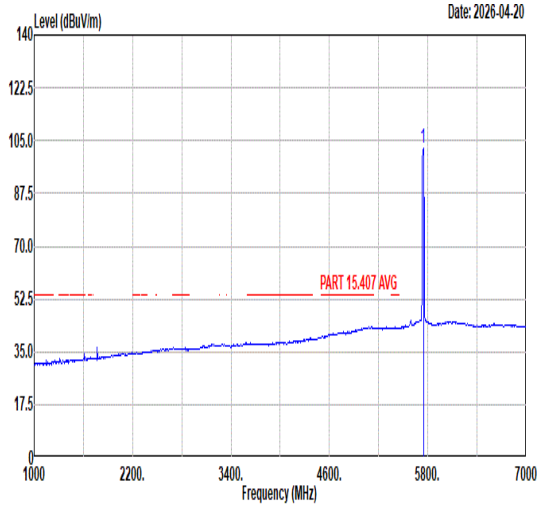 Freq Level Limit Line Margin (dB) Read Level Ant Factor Cable Loss Preamp Factor APos TPos Remark MHz dBuV/m dBuV/m dBuV dB/m dB dB cm deg 1 5745.00 102.75 ------ ------ 88.30 36.39 10.86 32.80 203 326 AVERAGE

Mode	72	
	Band Edge	
	U-NII-3_5.725-5.85_802.11a_CH149_5745MHz	
ANT	2	
Pol.	Vertical	Fundamental
Peak	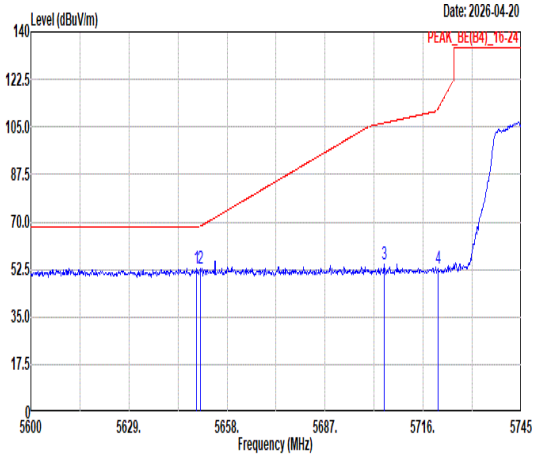 Freq Level Limit Line Margin (dB) Read Level Ant Factor Cable Loss Preamp Factor APos TPos Remark MHz dBuV/m dBuV/m dBuV dB/m dB dB cm deg 1 5649.01 52.86 68.30 -15.44 38.58 36.24 10.80 32.76 388 323 PEAK 2 5650.03 52.58 68.32 -15.74 38.29 36.24 10.81 32.76 388 323 PEAK 3 5704.40 54.23 106.43 -52.20 39.79 36.33 10.89 32.78 388 323 PEAK 4 5720.35 52.93 111.60 -58.67 38.49 36.35 10.88 32.79 388 323 PEAK	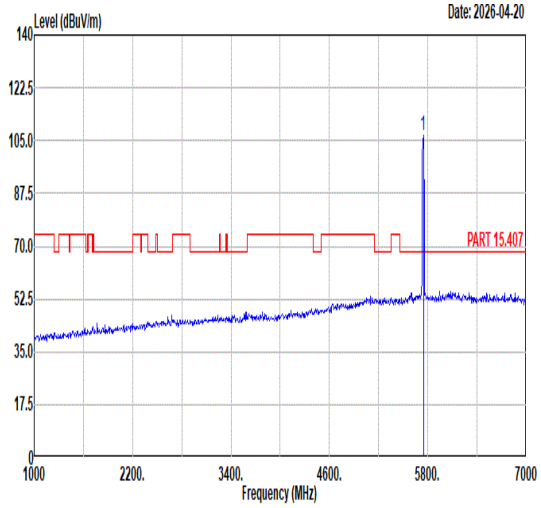 Freq Level Limit Line Margin (dB) Read Level Ant Factor Cable Loss Preamp Factor APos TPos Remark MHz dBuV/m dBuV/m dBuV dB/m dB dB cm deg 1 5745.00 106.46 ------ ------ 92.01 36.39 10.86 32.80 388 323 PEAK
Avg	Blank	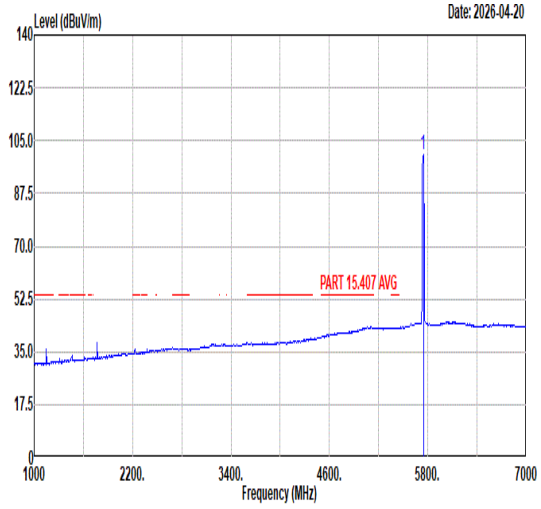 Freq Level Limit Line Margin (dB) Read Level Ant Factor Cable Loss Preamp Factor APos TPos Remark MHz dBuV/m dBuV/m dBuV dB/m dB dB cm deg 1 5745.00 100.15 ------ ------ 85.70 36.39 10.86 32.80 388 323 AVERAGE

Mode	72	
	Harmonic	
	U-NII-3_5.725-5.85_802.11a_CH149_5745MHz	
ANT	2	
Pol.	Horizontal	Vertical
Peak Avg	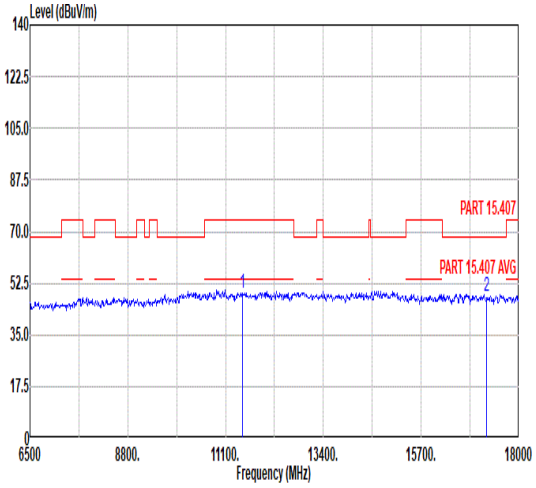 Freq Level Limit Line Margin Read Level Ant Factor Cable Loss Preamp Factor APos TPos Remark MHz dBuV/m dBuV/m dB dBuV dB/m dB dB cm deg 1 11490.00 48.98 74.00 -25.02 46.13 38.24 14.92 50.31 --- --- Peak 2 17235.00 48.21 68.30 -20.09 40.39 42.82 18.02 53.02 --- --- Peak	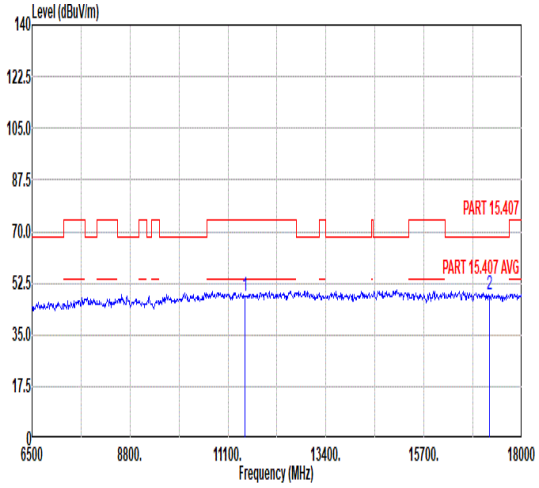 Freq Level Limit Line Margin Read Level Ant Factor Cable Loss Preamp Factor APos TPos Remark MHz dBuV/m dBuV/m dB dBuV dB/m dB dB cm deg 1 11490.00 48.32 74.00 -25.68 45.47 38.24 14.92 50.31 --- --- Peak 2 17235.00 48.42 68.30 -19.88 40.60 42.82 18.02 53.02 --- --- Peak

Mode	73	
	Harmonic	
	U-NII-3_5.725-5.85_802.11a_CH157_5785MHz	
ANT	2	
Pol.	Horizontal	Vertical
Peak Avg	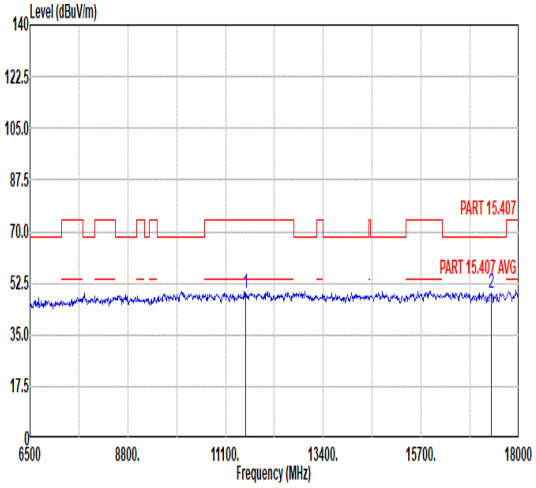 Freq Level Limit Line Margin Read Level Ant Factor Cable Loss Preamp Factor APos TPos Remark MHz dBuV/m dBuV/m dB dBuV dB/m dB dB cm deg 1 11570.00 49.06 74.00 -24.94 46.03 38.30 14.97 50.24 --- --- Peak 2 17355.00 48.97 68.30 -19.33 41.42 42.84 17.99 53.28 --- --- Peak	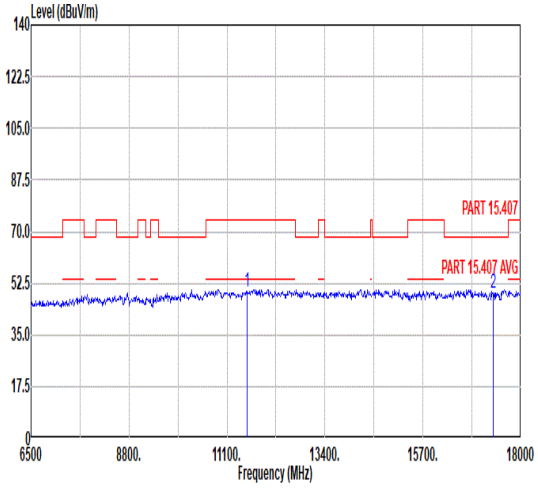 Freq Level Limit Line Margin Read Level Ant Factor Cable Loss Preamp Factor APos TPos Remark MHz dBuV/m dBuV/m dB dBuV dB/m dB dB cm deg 1 11570.00 49.79 74.00 -24.21 46.76 38.30 14.97 50.24 --- --- Peak 2 17355.00 48.89 68.30 -19.41 41.34 42.84 17.99 53.28 --- --- Peak

Mode	74	
	Band Edge	
	U-NII-3_5.725-5.85_802.11a_CH165_5825MHz	
ANT	2	
Pol.	Horizontal	Fundamental
Peak	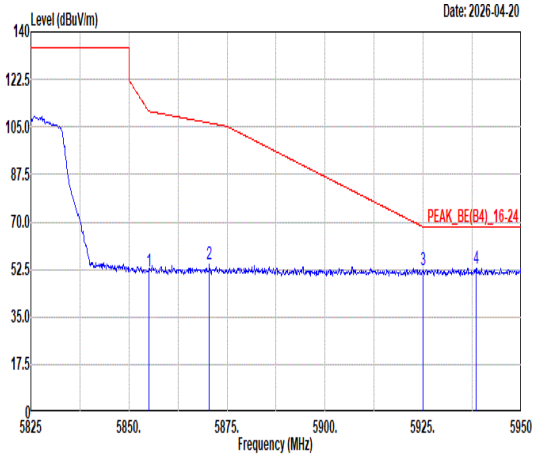 Freq Level Limit Line Margin (dB) Read Level Ant Factor Cable Loss Preamp Factor APos TPos Remark MHz dBuV/m dBuV/m dBuV dB/m dB dB cm deg 1 5855.00 51.74 110.80 -59.06 37.18 36.57 10.83 32.84 200 325 PEAK 2 5870.50 54.24 106.46 -52.22 39.66 36.59 10.84 32.85 200 325 PEAK 3 5925.00 52.29 68.20 -15.91 37.59 36.68 10.89 32.87 200 325 PEAK 4 5938.50 52.93 68.30 -15.37 38.20 36.70 10.91 32.88 200 325 PEAK	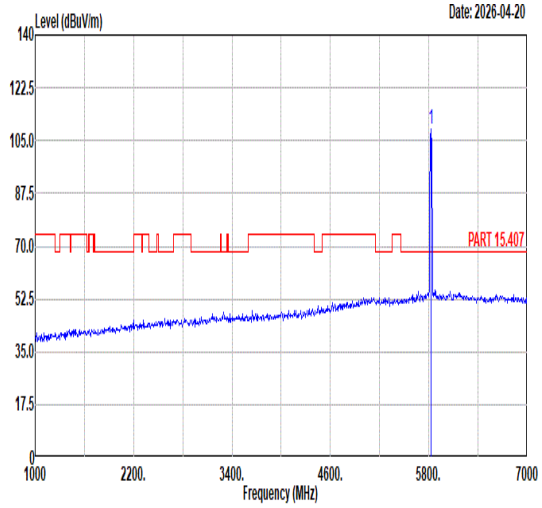 Freq Level Limit Line Margin (dB) Read Level Ant Factor Cable Loss Preamp Factor APos TPos Remark MHz dBuV/m dBuV/m dBuV dB/m dB dB cm deg 1 5825.00 108.93 ------ ------ 94.41 36.52 10.83 32.83 200 325 PEAK
Avg	Blank	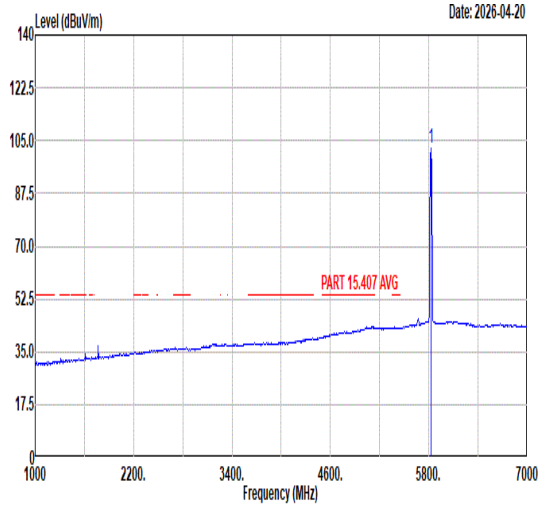 Freq Level Limit Line Margin (dB) Read Level Ant Factor Cable Loss Preamp Factor APos TPos Remark MHz dBuV/m dBuV/m dBuV dB/m dB dB cm deg 1 5825.00 102.31 ------ ------ 87.79 36.52 10.83 32.83 200 325 AVERAGE

Mode	74	
	Band Edge	
	U-NII-3_5.725-5.85_802.11a_CH165_5825MHz	
ANT	2	
Pol.	Vertical	Fundamental
Peak	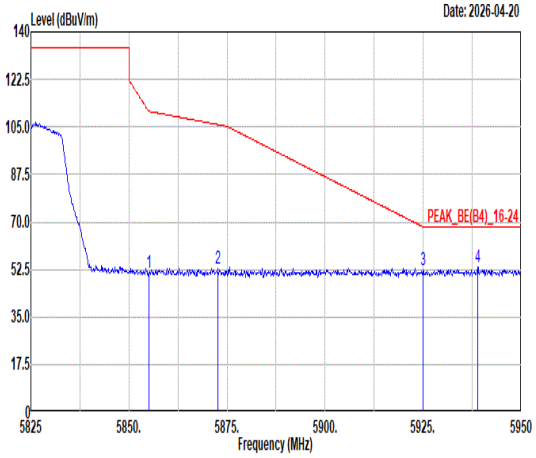 Freq Level Limit Line Margin (dB) Read Level Ant Factor Cable Loss Preamp Factor APos TPos Remark 1 5855.00 51.15 110.80 -59.65 36.59 36.57 10.83 32.84 382 329 PEAK 2 5872.75 52.70 105.83 -53.13 38.11 36.60 10.84 32.85 382 329 PEAK 3 5925.00 52.19 68.20 -16.01 37.49 36.68 10.89 32.87 382 329 PEAK 4 5938.88 53.20 68.30 -15.10 38.47 36.70 10.91 32.88 382 329 PEAK	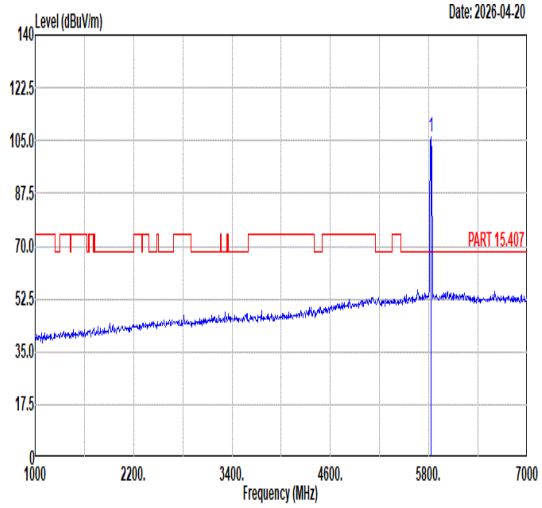 Freq Level Limit Line Margin (dB) Read Level Ant Factor Cable Loss Preamp Factor APos TPos Remark 1 5825.00 106.39 ------ ------ 91.87 36.52 10.83 32.83 382 329 PEAK
Avg	Blank	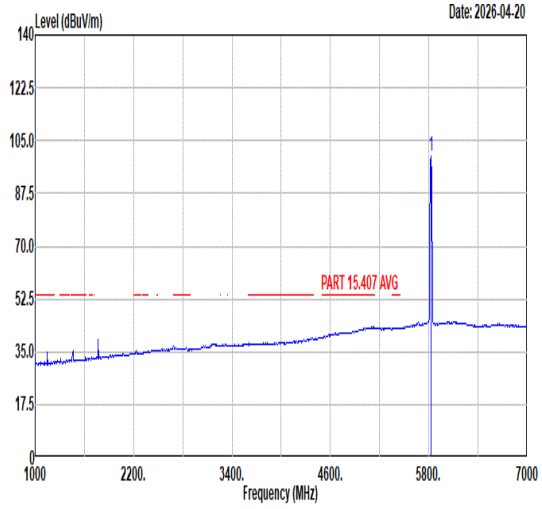 Freq Level Limit Line Margin (dB) Read Level Ant Factor Cable Loss Preamp Factor APos TPos Remark 1 5825.00 99.92 ------ ------ 85.40 36.52 10.83 32.83 382 329 AVERAGE

Mode	74	
	Harmonic	
	U-NII-3_5.725-5.85_802.11a_CH165_5825MHz	
ANT	2	
Pol.	Horizontal	Vertical
Peak Avg	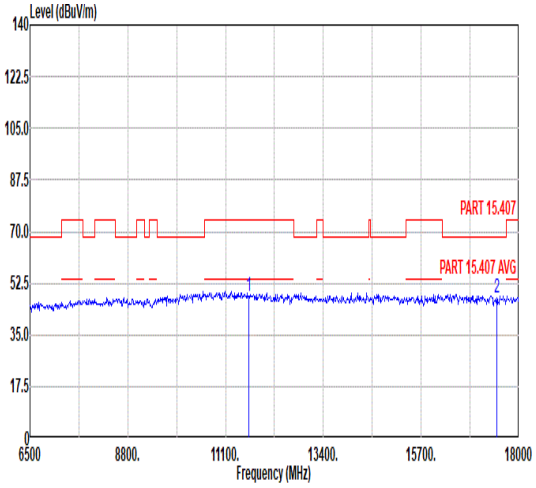 Freq Level Limit Line Margin Read Level Ant Factor Cable Loss Preamp Factor APos TPos Remark MHz dBuV/m dBuV/m dB dBuV dB/m dB dB cm deg 1 11650.00 47.86 74.00 -26.14 44.67 38.35 15.02 50.18 --- --- Peak 2 17475.00 47.70 68.30 -20.60 40.43 42.85 17.96 53.54 --- --- Peak	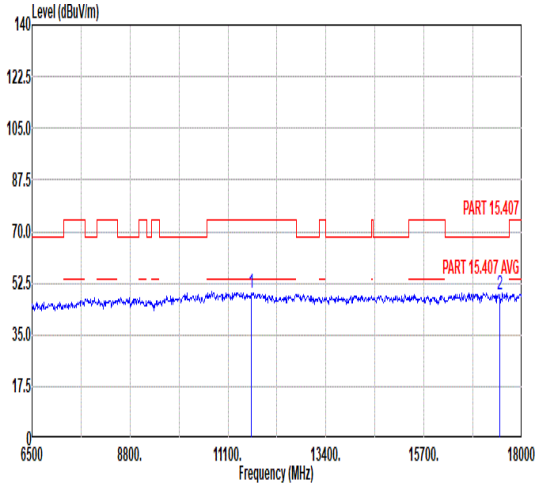 Freq Level Limit Line Margin Read Level Ant Factor Cable Loss Preamp Factor APos TPos Remark MHz dBuV/m dBuV/m dB dBuV dB/m dB dB cm deg 1 11650.00 49.28 74.00 -24.72 46.09 38.35 15.02 50.18 --- --- Peak 2 17475.00 48.64 68.30 -19.66 41.37 42.85 17.96 53.54 --- --- Peak

Mode	75	
	Band Edge	
	U-NII-3_5.725-5.85_802.11n HT20_CH149_5745MHz	
ANT	1+2	
Pol.	Horizontal	Fundamental
Peak	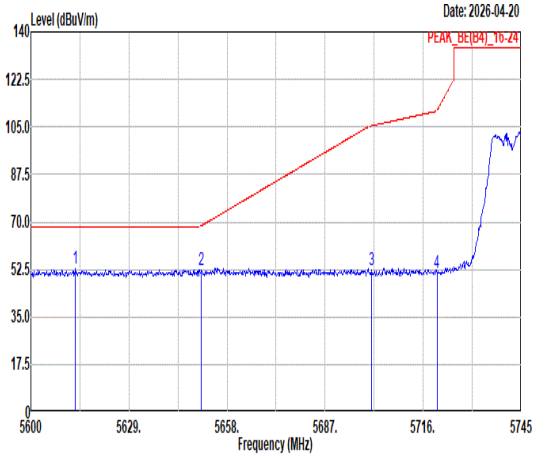 Freq Level Limit Line Margin (dB) Read Level Ant Factor Cable Loss Preamp Factor APos TPos Remark 1 5613.20 52.74 68.30 -15.56 38.59 36.18 10.72 32.75 400 24 PEAK 2 5650.46 52.30 68.64 -16.34 38.01 36.24 10.81 32.76 400 24 PEAK 3 5700.78 52.44 105.42 -52.98 38.01 36.32 10.89 32.78 400 24 PEAK 4 5720.06 51.11 110.94 -59.83 36.67 36.35 10.88 32.79 400 24 PEAK	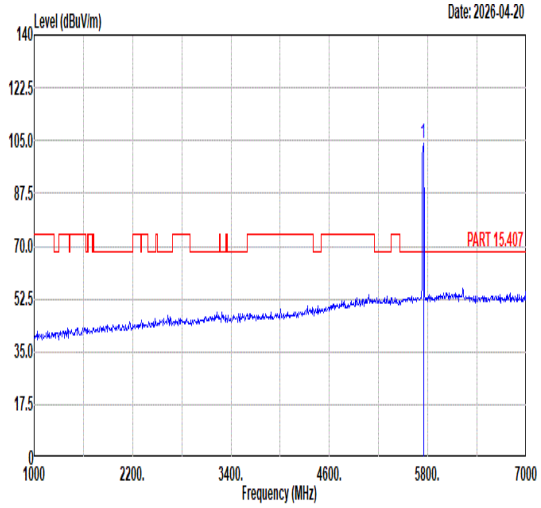 Freq Level Limit Line Margin (dB) Read Level Ant Factor Cable Loss Preamp Factor APos TPos Remark 1 5745.00 104.27 ------ ------ 89.82 36.39 10.86 32.80 400 24 PEAK
Avg	Blank	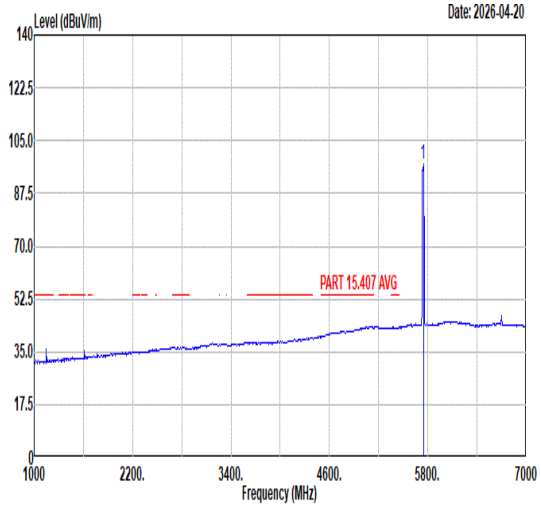 Freq Level Limit Line Margin (dB) Read Level Ant Factor Cable Loss Preamp Factor APos TPos Remark 1 5745.00 97.42 ------ ------ 82.97 36.39 10.86 32.80 400 24 AVERAGE

Mode	75	
	Band Edge	
	U-NII-3_5.725-5.85_802.11n HT20_CH149_5745MHz	
ANT	1+2	
Pol.	Vertical	Fundamental
Peak	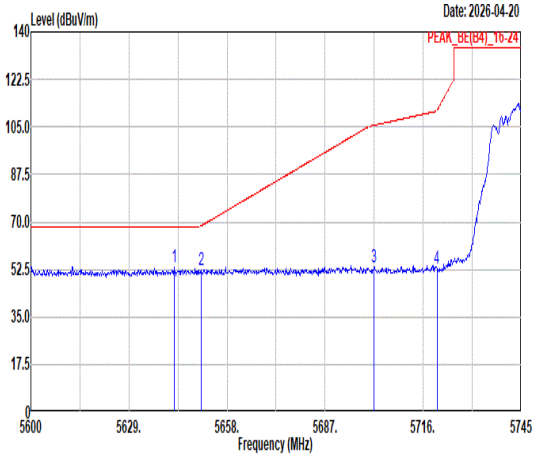 Freq Level Limit Line Margin (dB) Read Level Ant Factor Cable Loss Preamp Factor APos TPos Remark 1 5642.34 53.58 68.30 -14.72 39.32 36.23 10.79 32.76 372 203 PEAK 2 5650.32 52.25 68.53 -16.28 37.96 36.24 10.81 32.76 372 203 PEAK 3 5701.50 53.35 105.62 -52.27 38.92 36.32 10.89 32.78 372 203 PEAK 4 5720.06 52.68 110.94 -58.26 38.24 36.35 10.88 32.79 372 203 PEAK	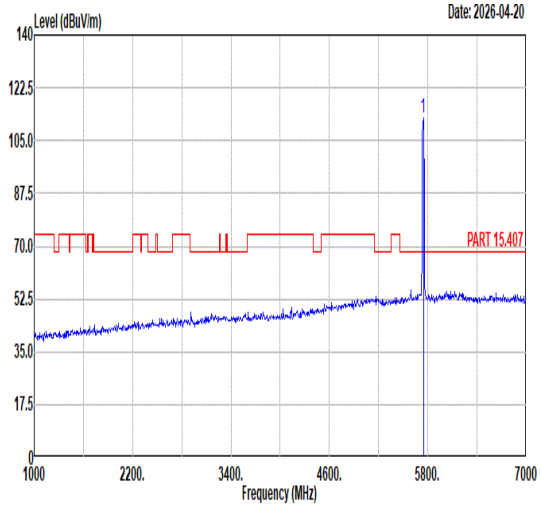 Freq Level Limit Line Margin (dB) Read Level Ant Factor Cable Loss Preamp Factor APos TPos Remark 1 5745.00 112.69 ------ ------ 98.24 36.39 10.86 32.80 372 203 PEAK
Avg	Blank	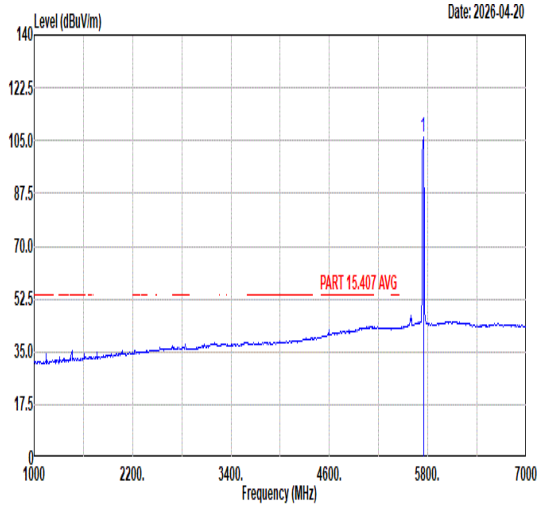 Freq Level Limit Line Margin (dB) Read Level Ant Factor Cable Loss Preamp Factor APos TPos Remark 1 5745.00 106.18 ------ ------ 91.73 36.39 10.86 32.80 372 203 AVERAGE

Mode	75	
	Harmonic	
	U-NII-3_5.725-5.85_802.11n HT20_CH149_5745MHz	
ANT	1+2	
Pol.	Horizontal	Vertical
Peak Avg	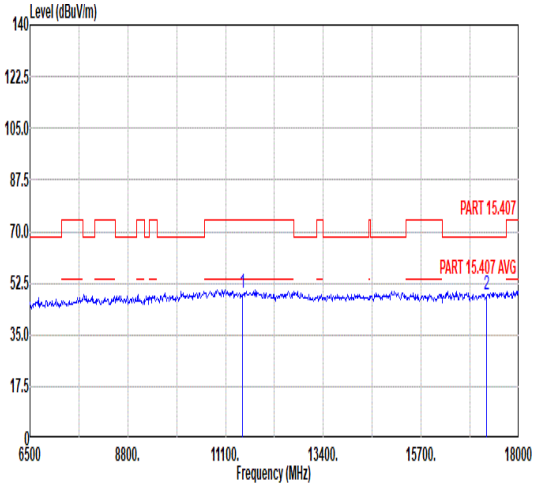 Freq Level Limit Line Margin Read Level Ant Factor Cable Loss Preamp Factor APos TPos Remark MHz dBuV/m dBuV/m dB dBuV dB/m dB dB cm deg 1 11490.00 49.25 74.00 -24.75 46.40 38.24 14.92 50.31 --- --- Peak 2 17235.00 48.54 68.30 -19.76 40.72 42.82 18.02 53.02 --- --- Peak	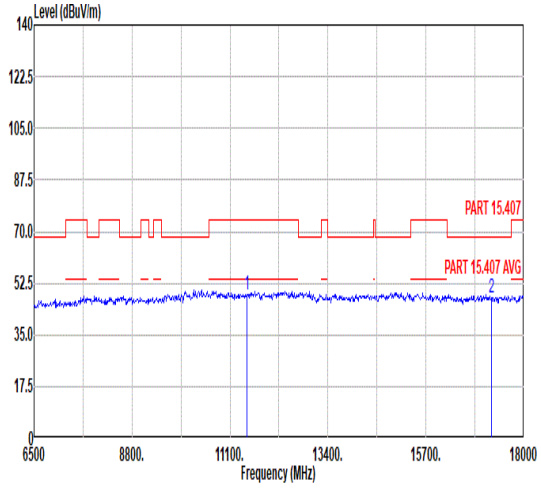 Freq Level Limit Line Margin Read Level Ant Factor Cable Loss Preamp Factor APos TPos Remark MHz dBuV/m dBuV/m dB dBuV dB/m dB dB cm deg 1 11490.00 48.42 74.00 -25.58 45.57 38.24 14.92 50.31 --- --- Peak 2 17235.00 47.74 68.30 -20.56 39.92 42.82 18.02 53.02 --- --- Peak

Mode	76	
	Harmonic	
	U-NII-3_5.725-5.85_802.11n HT20_CH157_5785MHz	
ANT	1+2	
Pol.	Horizontal	Vertical
Peak Avg	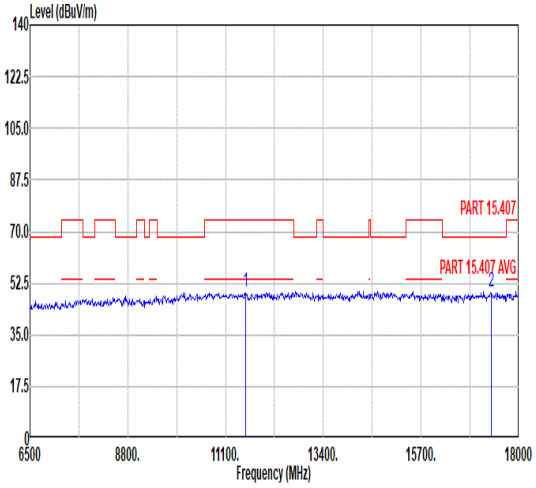 Freq Level Limit Line Margin Read Level Ant Factor Cable Loss Preamp Factor APos TPos Remark MHz dBuV/m dBuV/m dB dBuV dB/m dB dB cm deg 1 11570.00 49.68 74.00 -24.32 46.65 38.30 14.97 50.24 --- --- Peak 2 17355.00 49.75 68.30 -18.55 42.20 42.84 17.99 53.28 --- --- Peak	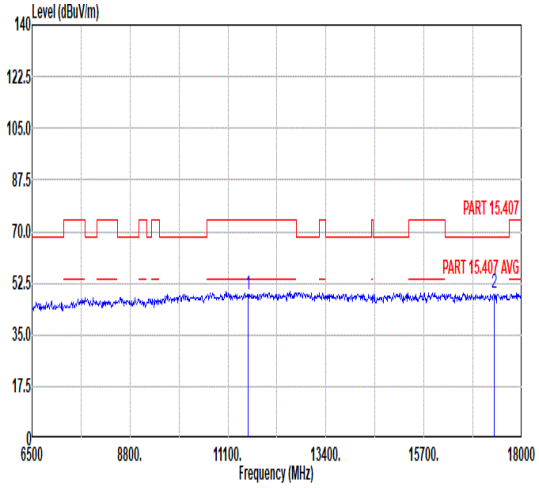 Freq Level Limit Line Margin Read Level Ant Factor Cable Loss Preamp Factor APos TPos Remark MHz dBuV/m dBuV/m dB dBuV dB/m dB dB cm deg 1 11570.00 48.79 74.00 -25.21 45.76 38.30 14.97 50.24 --- --- Peak 2 17355.00 49.37 68.30 -18.93 41.82 42.84 17.99 53.28 --- --- Peak

Mode	77	
	Band Edge	
	U-NII-3_5.725-5.85_802.11n HT20_CH165_5825MHz	
ANT	1+2	
Pol.	Horizontal	Fundamental
Peak	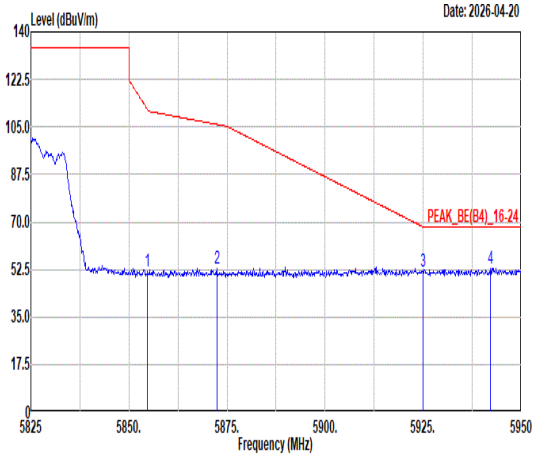 Freq Level Limit Line Margin (dB) Read Level Ant Factor Cable Loss Preamp Factor APos TPos Remark MHz dBuV/m dBuV/m dBuV dB/m dB dB cm deg 1 5854.75 51.70 111.37 -59.67 37.14 36.57 10.83 32.84 362 191 PEAK 2 5872.38 53.05 105.93 -52.88 38.46 36.60 10.84 32.85 362 191 PEAK 3 5924.88 52.01 68.29 -16.28 37.31 36.68 10.89 32.87 362 191 PEAK 4 5942.13 53.02 68.30 -15.28 38.28 36.71 10.91 32.88 362 191 PEAK	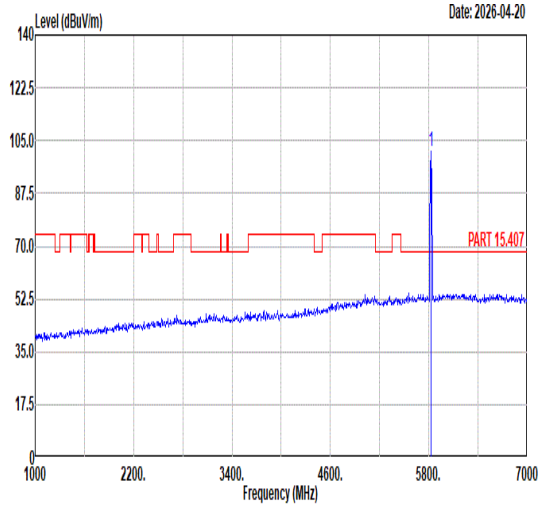 Freq Level Limit Line Margin (dB) Read Level Ant Factor Cable Loss Preamp Factor APos TPos Remark MHz dBuV/m dBuV/m dBuV dB/m dB dB cm deg 1 5825.00 101.21 ------ ------ 86.69 36.52 10.83 32.83 362 191 PEAK
Avg	Blank	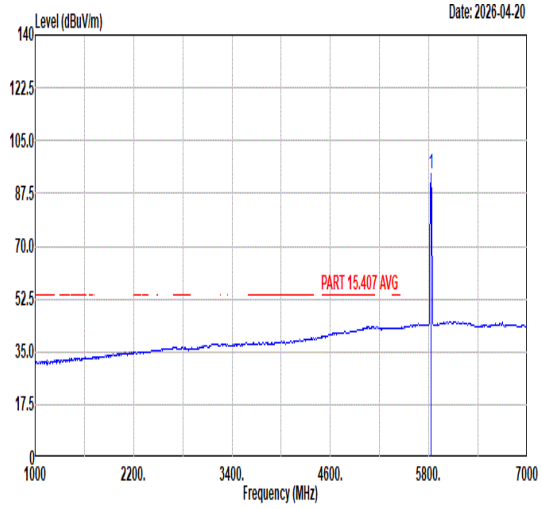 Freq Level Limit Line Margin (dB) Read Level Ant Factor Cable Loss Preamp Factor APos TPos Remark MHz dBuV/m dBuV/m dBuV dB/m dB dB cm deg 1 5825.00 94.29 ------ ------ 79.77 36.52 10.83 32.83 362 191 AVERAGE

Mode	77	
	Band Edge	
	U-NII-3_5.725-5.85_802.11n HT20_CH165_5825MHz	
ANT	1+2	
Pol.	Vertical	Fundamental
Peak	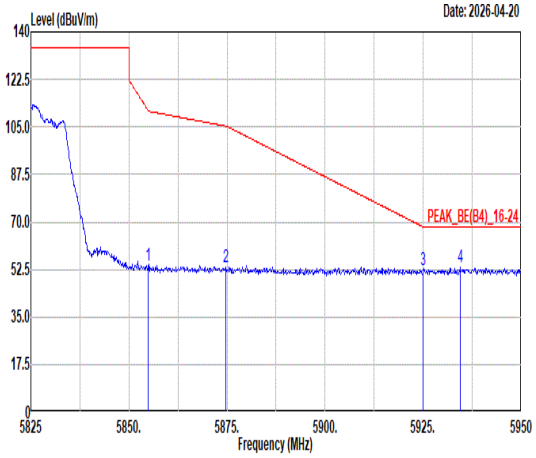 Freq Level Limit Line Margin (dB) Read Level Ant Factor Cable Loss Preamp Factor APos TPos Remark MHz dBuV/m dBuV/m dBuV dB/m dB dB cm deg 1 5854.88 53.72 111.08 -57.36 39.16 36.57 10.83 32.84 283 352 PEAK 2 5874.75 53.58 105.27 -51.69 38.99 36.60 10.84 32.85 283 352 PEAK 3 5925.00 52.23 68.20 -15.97 37.53 36.68 10.89 32.87 283 352 PEAK 4 5934.38 53.34 68.30 -14.96 38.62 36.69 10.90 32.87 283 352 PEAK	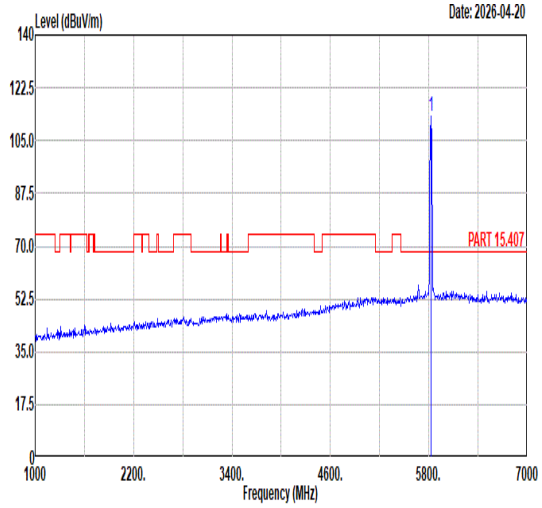 Freq Level Limit Line Margin (dB) Read Level Ant Factor Cable Loss Preamp Factor APos TPos Remark MHz dBuV/m dBuV/m dBuV dB/m dB dB cm deg 1 5825.00 112.95 ------ ------ 98.43 36.52 10.83 32.83 283 352 PEAK
Avg	Blank	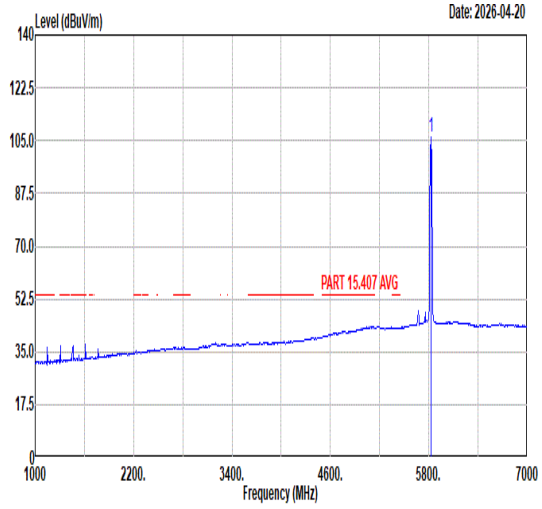 Freq Level Limit Line Margin (dB) Read Level Ant Factor Cable Loss Preamp Factor APos TPos Remark MHz dBuV/m dBuV/m dBuV dB/m dB dB cm deg 1 5825.00 106.13 ------ ------ 91.61 36.52 10.83 32.83 283 352 AVERAGE

Mode	77	
	Harmonic	
	U-NII-3_5.725-5.85_802.11n HT20_CH165_5825MHz	
ANT	1+2	
Pol.	Horizontal	Vertical
Peak Avg	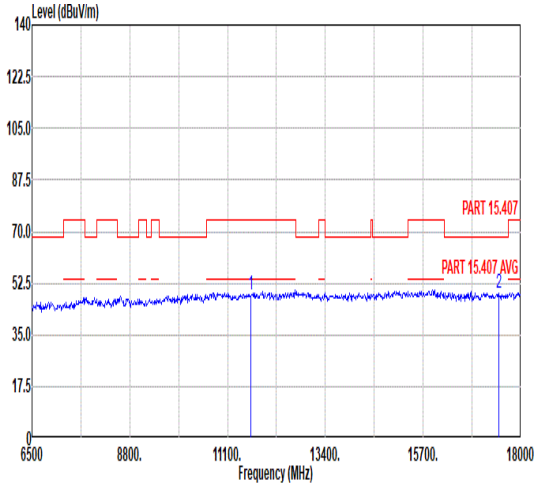 Freq Level Limit Line Margin Read Level Ant Factor Cable Loss Preamp Factor APos TPos Remark MHz dBuV/m dBuV/m dB dBuV dB/m dB dB cm deg 1 11650.00 48.46 74.00 -25.54 45.27 38.35 15.02 50.18 --- --- Peak 2 17475.00 48.90 68.30 -19.40 41.63 42.85 17.96 53.54 --- --- Peak	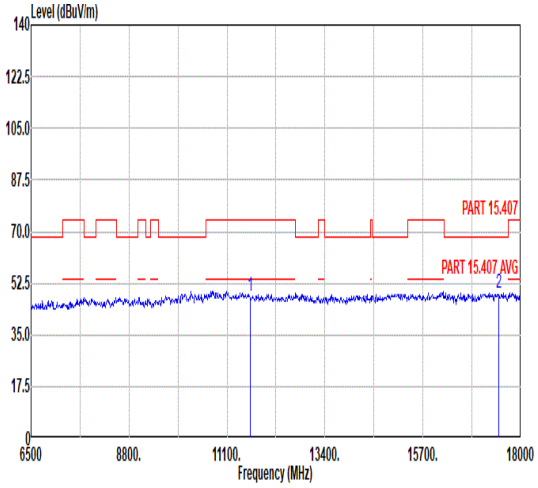 Freq Level Limit Line Margin Read Level Ant Factor Cable Loss Preamp Factor APos TPos Remark MHz dBuV/m dBuV/m dB dBuV dB/m dB dB cm deg 1 11650.00 48.11 74.00 -25.89 44.92 38.35 15.02 50.18 --- --- Peak 2 17475.00 49.05 68.30 -19.25 41.78 42.85 17.96 53.54 --- --- Peak

Mode	78	
	Band Edge - L	
	U-NII-3_5.725-5.85_802.11n HT40_CH151_5755MHz	
ANT	1+2	
Pol.	Horizontal	Fundamental
Peak	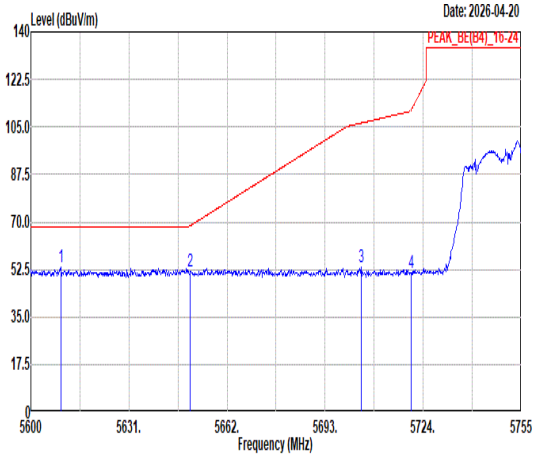 Freq Level Limit Line Margin (dB) Read Level Ant Factor Cable Loss Preamp Factor APos TPos Remark 1 5609.46 53.30 68.30 -15.00 39.14 36.18 10.72 32.74 373 195 PEAK 2 5650.38 51.64 68.58 -16.94 37.35 36.24 10.81 32.76 373 195 PEAK 3 5704.32 53.28 106.41 -53.13 38.84 36.33 10.89 32.78 373 195 PEAK 4 5720.13 51.14 111.09 -59.95 36.70 36.35 10.88 32.79 373 195 PEAK	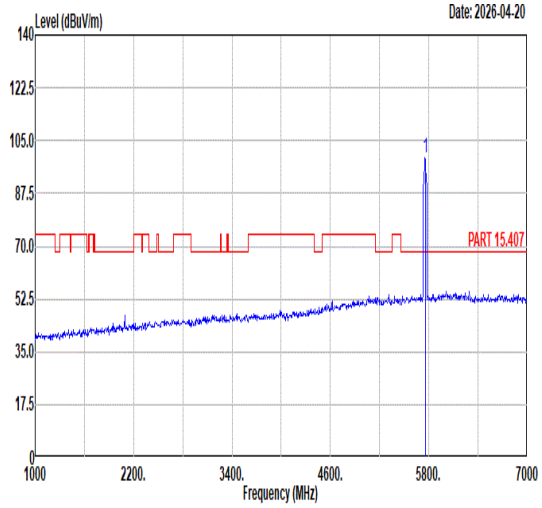 Freq Level Limit Line Margin (dB) Read Level Ant Factor Cable Loss Preamp Factor APos TPos Remark 1 5755.00 99.06 ------ ------ 84.61 36.40 10.85 32.80 373 195 PEAK
Avg	Blank	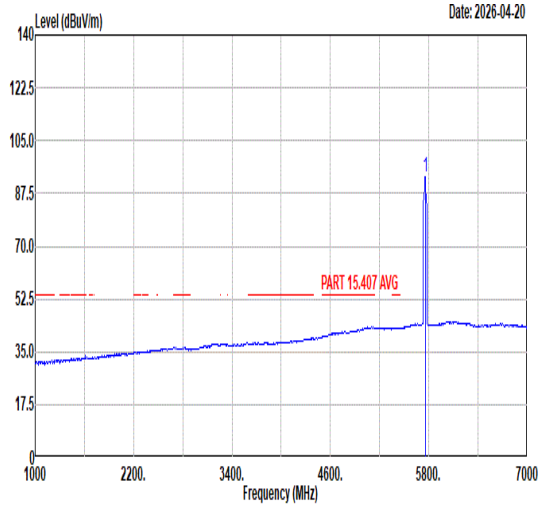 Freq Level Limit Line Margin (dB) Read Level Ant Factor Cable Loss Preamp Factor APos TPos Remark 1 5755.00 93.15 ------ ------ 78.69 36.41 10.85 32.80 373 195 AVERAGE

Mode	78	
	Band Edge - R	
	U-NII-3_5.725-5.85_802.11n HT40_CH151_5755MHz	
ANT	1+2	
Pol.	Horizontal	Fundamental
Peak	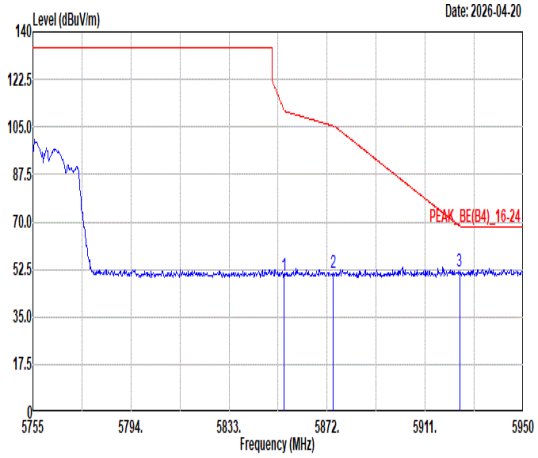 Freq Level Limit Line Margin (dB) Read Level Ant Factor Cable Loss Preamp Factor APos TPos Remark MHz dBuV/m dBuV/m dBuV dB/m dB dB cm deg 1 5854.84 50.44 111.17 -60.73 35.88 36.57 10.83 32.84 373 195 PEAK 2 5874.54 51.20 105.33 -54.13 36.61 36.60 10.84 32.85 373 195 PEAK 3 5924.65 51.70 68.46 -16.76 37.01 36.68 10.88 32.87 373 195 PEAK 4 5950.00 52.80 68.30 -15.50 38.04 36.72 10.92 32.88 373 195 PEAK	Blank

Mode	78	
	Band Edge - L	
	U-NII-3_5.725-5.85_802.11n HT40_CH151_5755MHz	
ANT	1+2	
Pol.	Vertical	Fundamental
Peak	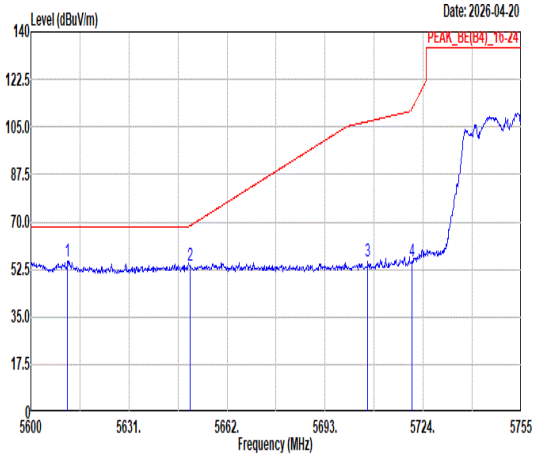 Freq Level Limit Line Margin (dB) Read Level Ant Factor Cable Loss Preamp Factor APos TPos Remark MHz dBuV/m dBuV/m dBuV dB/m dB dB cm deg 1 5611.63 55.40 68.30 -12.90 41.24 36.18 10.72 32.74 280 352 PEAK 2 5650.22 54.05 68.46 -14.41 39.76 36.24 10.81 32.76 280 352 PEAK 3 5706.49 55.58 107.02 -51.44 41.14 36.33 10.89 32.78 280 352 PEAK 4 5720.44 55.49 111.79 -56.30 41.05 36.35 10.88 32.79 280 352 PEAK	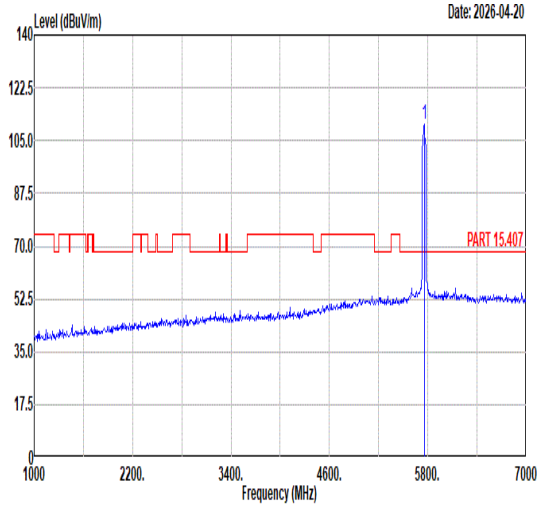 Freq Level Limit Line Margin (dB) Read Level Ant Factor Cable Loss Preamp Factor APos TPos Remark MHz dBuV/m dBuV/m dBuV dB/m dB dB cm deg 1 5755.00 110.35 ------ ------ 95.89 36.41 10.85 32.80 280 352 PEAK
Avg	Blank	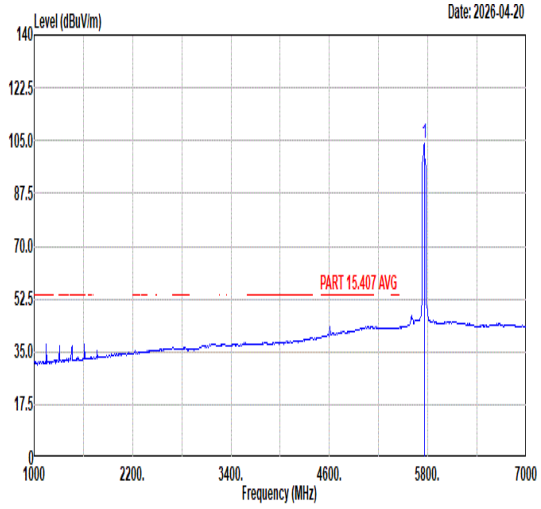 Freq Level Limit Line Margin (dB) Read Level Ant Factor Cable Loss Preamp Factor APos TPos Remark MHz dBuV/m dBuV/m dBuV dB/m dB dB cm deg 1 5755.00 104.02 ------ ------ 89.56 36.41 10.85 32.80 280 352 AVERAGE

Mode	78	
	Band Edge - R	
	U-NII-3_5.725-5.85_802.11n HT40_CH151_5755MHz	
ANT	1+2	
Pol.	Vertical	Fundamental
Peak	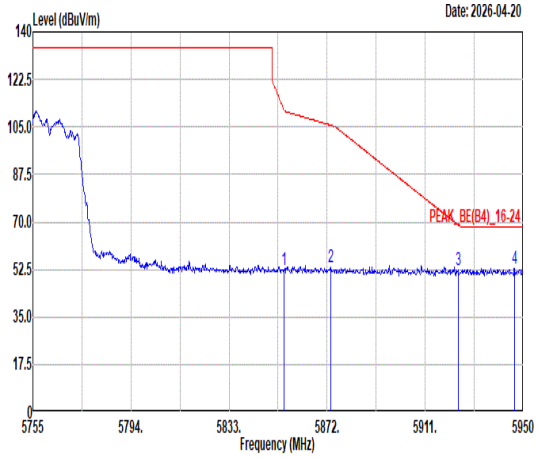 Freq Level Limit Line Margin (dB) Read Level Ant Factor Cable Loss Preamp Factor APos TPos Remark MHz dBuV/m dBuV/m dBuV dB/m dB dB cm deg 1 5854.84 52.40 111.17 -58.77 37.84 36.57 10.83 32.84 280 352 PEAK 2 5873.56 53.17 105.60 -52.43 38.58 36.60 10.84 32.85 280 352 PEAK 3 5924.07 52.25 68.89 -16.64 37.56 36.68 10.88 32.87 280 352 PEAK 4 5946.49 52.99 68.30 -15.31 38.24 36.71 10.92 32.88 280 352 PEAK	Blank

Mode	78	
	Harmonic	
	U-NII-3_5.725-5.85_802.11n HT40_CH151_5755MHz	
ANT	1+2	
Pol.	Horizontal	Vertical
Peak Avg	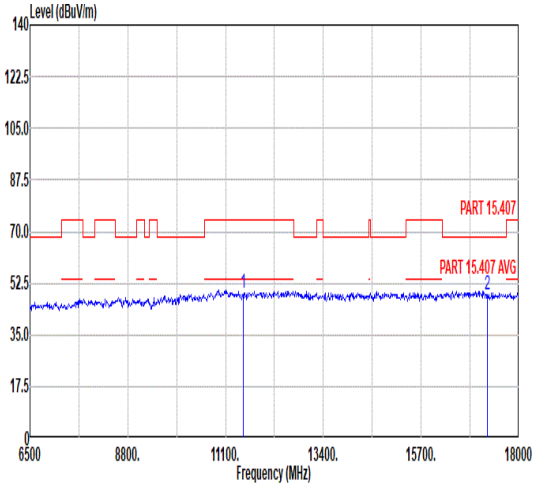 Freq Level Limit Line Margin Read Level Ant Factor Cable Loss Preamp Factor APos TPos Remark MHz dBuV/m dBuV/m dB dBuV dB/m dB dB cm deg 1 11510.00 49.12 74.00 -24.88 46.22 38.26 14.93 50.29 --- --- Peak 2 17265.00 48.73 68.30 -19.57 40.96 42.83 18.02 53.08 --- --- Peak	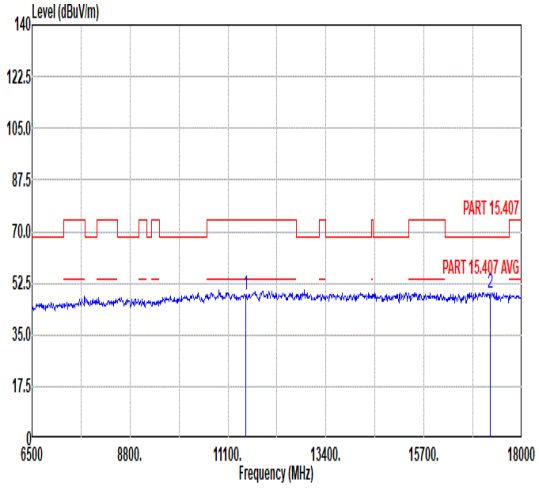 Freq Level Limit Line Margin Read Level Ant Factor Cable Loss Preamp Factor APos TPos Remark MHz dBuV/m dBuV/m dB dBuV dB/m dB dB cm deg 1 11510.00 48.38 74.00 -25.62 45.48 38.26 14.93 50.29 --- --- Peak 2 17265.00 49.17 68.30 -19.13 41.40 42.83 18.02 53.08 --- --- Peak

Mode	79	
	Band Edge - L	
	U-NII-3_5.725-5.85_802.11n HT40_CH159_5795MHz	
ANT	1+2	
Pol.	Horizontal	Fundamental
Peak	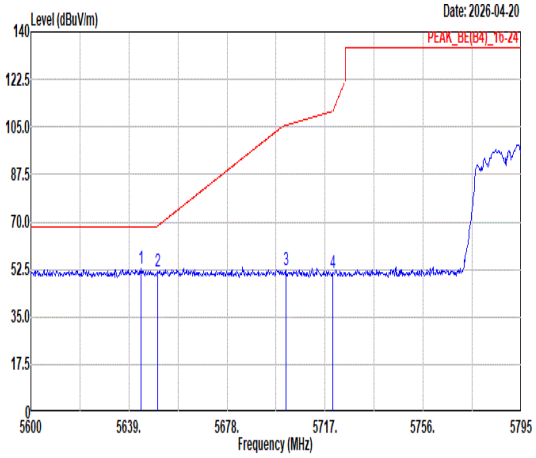 Freq Level Limit Line Margin (dB) Read Level Ant Factor Cable Loss Preamp Factor APos TPos Remark 1 5643.88 52.96 68.30 -15.34 38.70 36.23 10.79 32.76 349 192 PEAK 2 5650.51 51.88 68.67 -16.79 37.59 36.24 10.81 32.76 349 192 PEAK 3 5701.40 52.50 105.59 -53.09 38.07 36.32 10.89 32.78 349 192 PEAK 4 5720.12 51.05 111.07 -60.02 36.61 36.35 10.88 32.79 349 192 PEAK	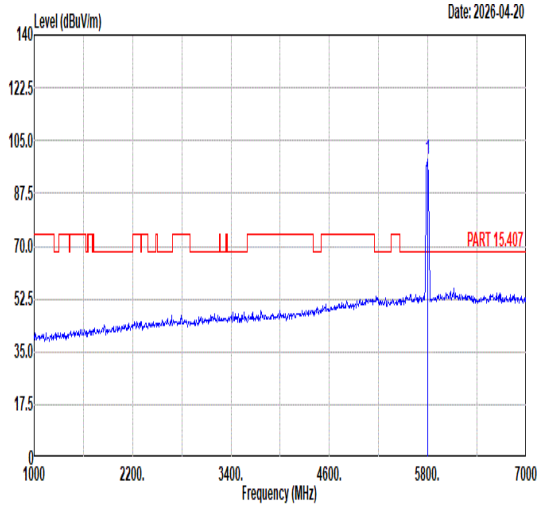 Freq Level Limit Line Margin (dB) Read Level Ant Factor Cable Loss Preamp Factor APos TPos Remark 1 5795.00 98.57 ------ ------ 84.10 36.47 10.82 32.82 349 192 PEAK
Avg	Blank	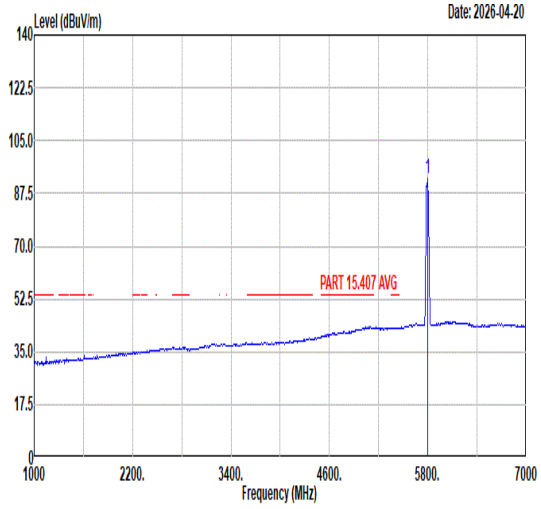 Freq Level Limit Line Margin (dB) Read Level Ant Factor Cable Loss Preamp Factor APos TPos Remark 1 5795.00 92.53 ------ ------ 78.06 36.47 10.82 32.82 349 192 AVERAGE

Mode	79	
	Band Edge - R	
	U-NII-3_5.725-5.85_802.11n HT40_CH159_5795MHz	
ANT	1+2	
Pol.	Horizontal	Fundamental
Peak	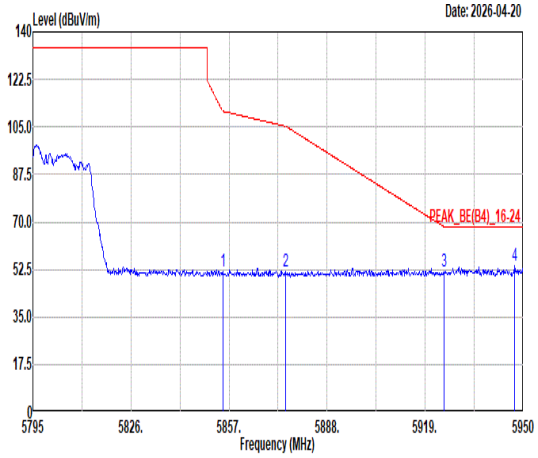 Freq Level Limit Line Margin (dB) Read Level Ant Factor Cable Loss Preamp Factor APos TPos Remark MHz dBuV/m dBuV/m dBuV dB/m dB dB cm deg 1 5854.99 51.74 110.83 -59.09 37.18 36.57 10.83 32.84 349 192 PEAK 2 5874.98 51.51 105.21 -53.70 36.92 36.60 10.84 32.85 349 192 PEAK 3 5924.89 51.68 68.28 -16.60 36.98 36.68 10.89 32.87 349 192 PEAK 4 5947.21 54.09 68.30 -14.21 39.33 36.72 10.92 32.88 349 192 PEAK	Blank

Mode	79
	Band Edge - L
	U-NII-3_5.725-5.85_802.11n HT40_CH159_5795MHz
ANT	1+2

Pol. — Vertical

Peak

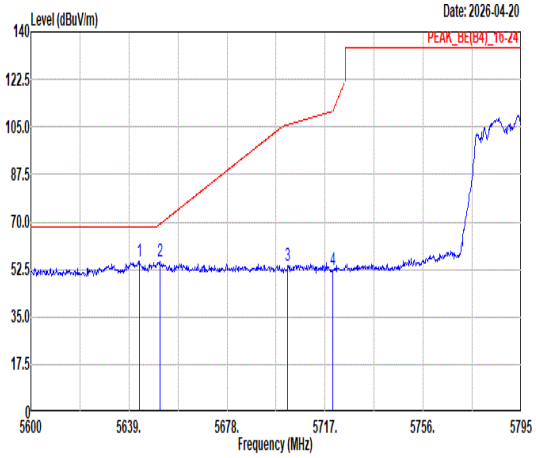

	Freq	Level	Limit Line	Margin (dB)	Read Level	Ant Factor	Cable Loss	Preamp Factor	APos	TPos	Remark
	MHz	dBuV/m	dBuV/m		dBuV	dB/m	dB	dB	cm	deg	
1	5643.29	55.35	68.30	-12.95	41.09	36.23	10.79	32.76	277	350	PEAK
2	5651.29	55.73	69.25	-13.52	41.44	36.24	10.81	32.76	277	350	PEAK
3	5702.18	53.89	105.81	-51.92	39.46	36.32	10.89	32.78	277	350	PEAK
4	5720.12	52.28	111.07	-58.79	37.84	36.35	10.88	32.79	277	350	PEAK

Fundamental

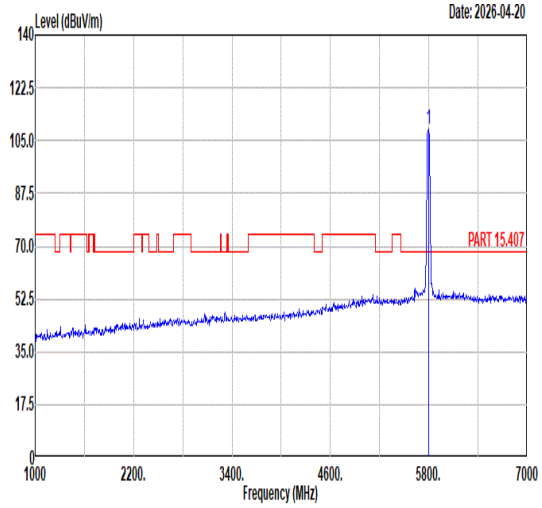

	Freq	Level	Limit Line	Margin (dB)	Read Level	Ant Factor	Cable Loss	Preamp Factor	APos	TPos	Remark
	MHz	dBuV/m	dBuV/m		dBuV	dB/m	dB	dB	cm	deg	
1	5795.00	109.09	------	------	94.62	36.47	10.82	32.82	277	350	PEAK

Avg

Blank

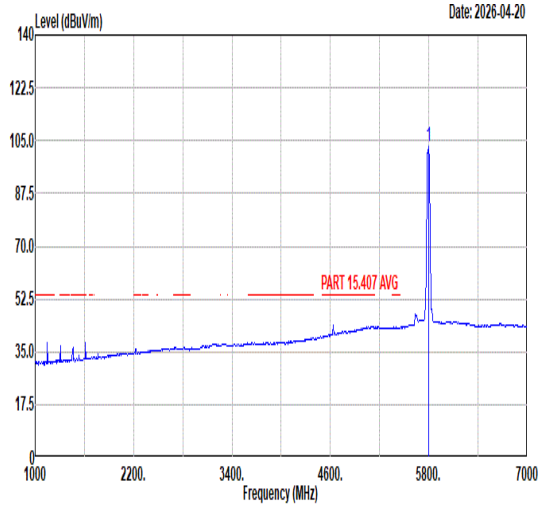

	Freq	Level	Limit Line	Margin (dB)	Read Level	Ant Factor	Cable Loss	Preamp Factor	APos	TPos	Remark
	MHz	dBuV/m	dBuV/m		dBuV	dB/m	dB	dB	cm	deg	
1	5795.00	102.98	------	------	88.51	36.47	10.82	32.82	277	350	AVERAGE

Mode	79	
	Band Edge - R	
	U-NII-3_5.725-5.85_802.11n HT40_CH159_5795MHz	
ANT	1+2	
Pol.	Vertical	Fundamental
Peak	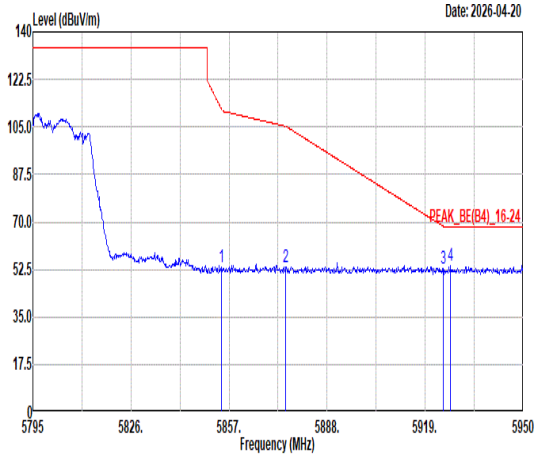 Freq Level Limit Line Margin (dB) Read Level Ant Factor Cable Loss Preamp Factor APos TPos Remark MHz dBuV/m dBuV/m dBuV dB/m dB dB cm deg 1 5854.68 53.42 111.54 -58.12 38.86 36.57 10.83 32.84 277 350 PEAK 2 5874.98 53.17 105.21 -52.04 38.58 36.60 10.84 32.85 277 350 PEAK 3 5924.74 52.93 68.40 -15.47 38.23 36.68 10.89 32.87 277 350 PEAK 4 5927.06 54.12 68.30 -14.18 39.42 36.68 10.89 32.87 277 350 PEAK	Blank

Mode	79	
	Harmonic	
	U-NII-3_5.725-5.85_802.11n HT40_CH159_5795MHz	
ANT	1+2	
Pol.	Horizontal	Vertical
Peak Avg	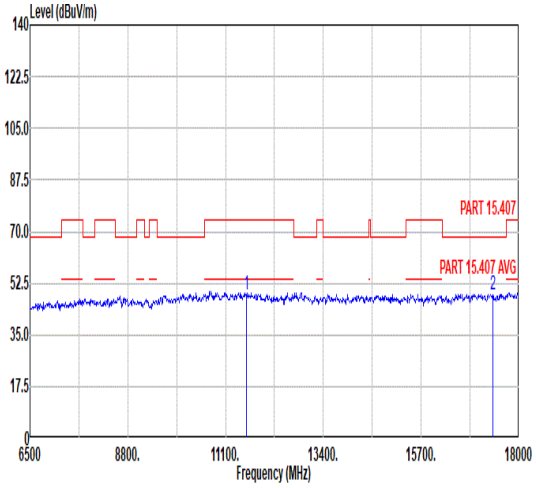 Freq Level Limit Line Margin Read Level Ant Factor Cable Loss Preamp Factor APos TPos Remark MHz dBuV/m dBuV/m dB dBuV dB/m dB dB cm deg 1 11590.00 48.49 74.00 -25.51 45.43 38.31 14.98 50.23 --- --- Peak 2 17385.00 48.42 68.30 -19.88 40.95 42.84 17.98 53.35 --- --- Peak	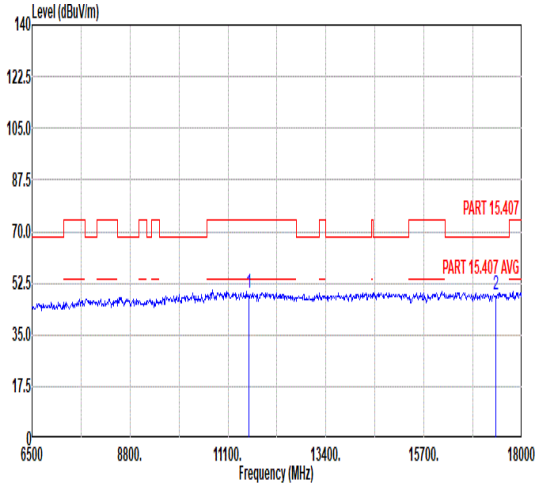 Freq Level Limit Line Margin Read Level Ant Factor Cable Loss Preamp Factor APos TPos Remark MHz dBuV/m dBuV/m dB dBuV dB/m dB dB cm deg 1 11590.00 49.07 74.00 -24.93 46.01 38.31 14.98 50.23 --- --- Peak 2 17385.00 48.76 68.30 -19.54 41.29 42.84 17.98 53.35 --- --- Peak

Mode	80	
	Band Edge - L	
	U-NII-3_5.725-5.85_802.11ac VHT80_CH155_5775MHz	
ANT	1+2	
Pol.	Horizontal	Fundamental
Peak	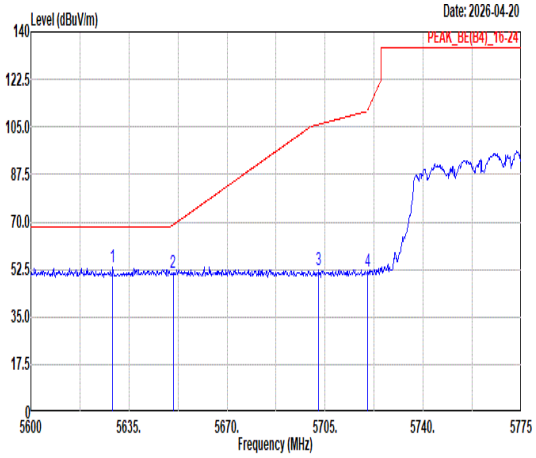 Freq Level Limit Line Margin (dB) Read Level Ant Factor Cable Loss Preamp Factor APos TPos Remark MHz dBuV/m dBuV/m dBuV dB/m dB dB cm deg 1 5629.23 53.10 68.30 -15.20 38.88 36.21 10.76 32.75 338 193 PEAK 2 5650.75 51.45 68.86 -17.41 37.16 36.24 10.81 32.76 338 193 PEAK 3 5702.73 52.13 105.96 -53.83 37.70 36.32 10.89 32.78 338 193 PEAK 4 5720.05 51.71 110.91 -59.20 37.27 36.35 10.88 32.79 338 193 PEAK	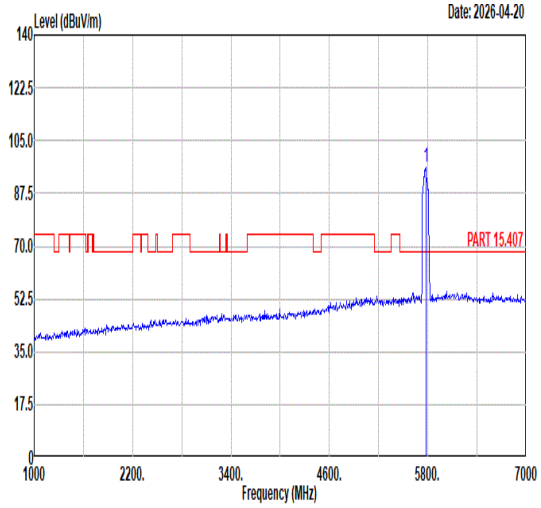 Freq Level Limit Line Margin (dB) Read Level Ant Factor Cable Loss Preamp Factor APos TPos Remark MHz dBuV/m dBuV/m dBuV dB/m dB dB cm deg 1 5775.00 95.93 ------ ------ 81.47 36.44 10.83 32.81 338 193 PEAK
Avg	Blank	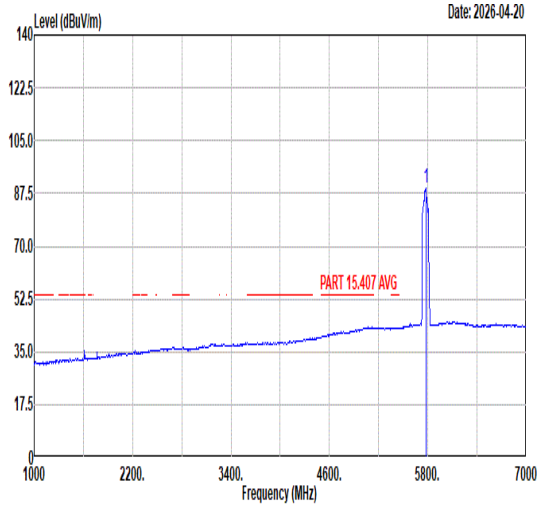 Freq Level Limit Line Margin (dB) Read Level Ant Factor Cable Loss Preamp Factor APos TPos Remark MHz dBuV/m dBuV/m dBuV dB/m dB dB cm deg 1 5775.00 89.37 ------ ------ 74.91 36.44 10.83 32.81 338 193 AVERAGE

Mode	80	
	Band Edge - R	
	U-NII-3_5.725-5.85_802.11ac VHT80_CH155_5775MHz	
ANT	1+2	
Pol.	Horizontal	Fundamental
Peak	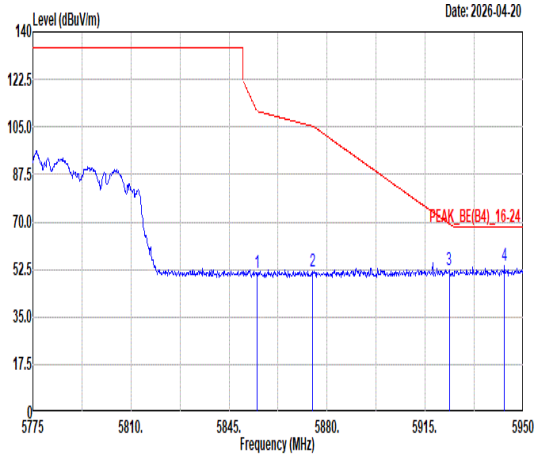 Freq Level Limit Line Margin (dB) Read Level Ant Factor Cable Loss Preamp Factor APos TPos Remark MHz dBuV/m dBuV/m dBuV dB/m dB dB cm deg 1 5854.98 51.36 110.86 -59.50 36.80 36.57 10.83 32.84 338 193 PEAK 2 5874.93 51.67 105.22 -53.55 37.08 36.60 10.84 32.85 338 193 PEAK 3 5923.58 52.43 69.25 -16.82 37.74 36.68 10.88 32.87 338 193 PEAK 4 5943.35 53.79 68.30 -14.51 39.05 36.71 10.91 32.88 338 193 PEAK	Blank

Mode	80	
	Band Edge - L	
	U-NII-3_5.725-5.85_802.11ac VHT80_CH155_5775MHz	
ANT	1+2	
Pol.	Vertical	Fundamental
Peak	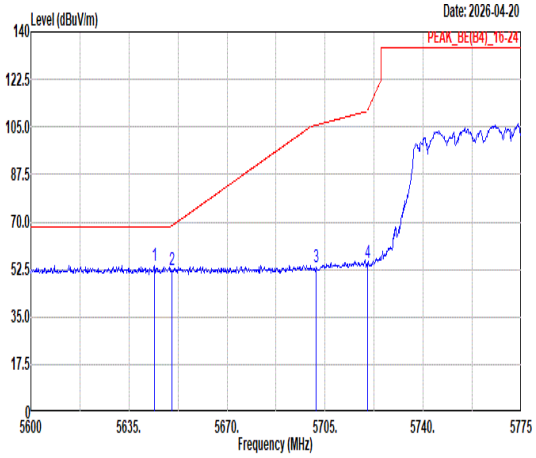 Freq Level Limit Line Margin (dB) Read Level Ant Factor Cable Loss Preamp Factor APos TPos Remark MHz dBuV/m dBuV/m dBuV dB/m dB dB cm deg 1 5644.10 53.88 68.30 -14.42 39.62 36.23 10.79 32.76 295 349 PEAK 2 5650.23 52.06 68.47 -16.41 37.77 36.24 10.81 32.76 295 349 PEAK 3 5701.68 53.50 105.67 -52.17 39.07 36.32 10.89 32.78 295 349 PEAK 4 5720.05 54.98 110.91 -55.93 40.54 36.35 10.88 32.79 295 349 PEAK	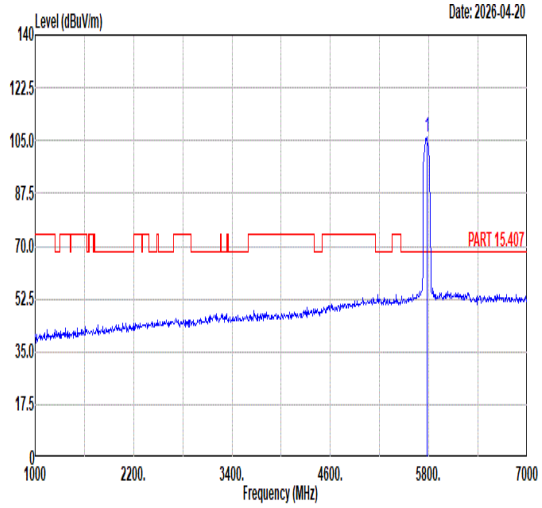 Freq Level Limit Line Margin (dB) Read Level Ant Factor Cable Loss Preamp Factor APos TPos Remark MHz dBuV/m dBuV/m dBuV dB/m dB dB cm deg 1 5775.00 106.05 ------ ------ 91.59 36.44 10.83 32.81 295 349 PEAK
Avg	Blank	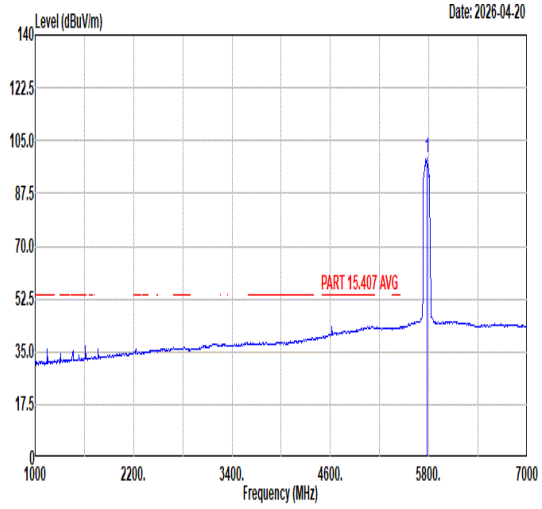 Freq Level Limit Line Margin (dB) Read Level Ant Factor Cable Loss Preamp Factor APos TPos Remark MHz dBuV/m dBuV/m dBuV dB/m dB dB cm deg 1 5775.00 99.26 ------ ------ 84.80 36.44 10.83 32.81 295 349 AVERAGE

Mode	80	
	Band Edge - R	
	U-NII-3_5.725-5.85_802.11ac VHT80_CH155_5775MHz	
ANT	1+2	
Pol.	Vertical	Fundamental
Peak	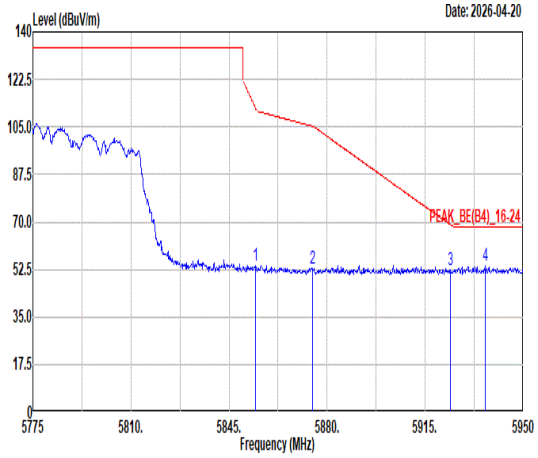 Freq Level Limit Line Margin (dB) Read Level Ant Factor Cable Loss Preamp Factor APos TPos Remark MHz dBuV/m dBuV/m dBuV dB/m dB dB cm deg 1 5854.45 53.65 112.05 -58.40 39.09 36.57 10.83 32.84 295 349 PEAK 2 5874.93 52.97 105.22 -52.25 38.38 36.60 10.84 32.85 295 349 PEAK 3 5924.10 52.39 68.86 -16.47 37.70 36.68 10.88 32.87 295 349 PEAK 4 5936.53 53.73 68.30 -14.57 39.00 36.70 10.90 32.87 295 349 PEAK	Blank

Mode	80	
	Harmonic	
	U-NII-3_5.725-5.85_802.11ac VHT80_CH155_5775MHz	
ANT	1+2	
Pol.	Horizontal	Vertical
Peak Avg	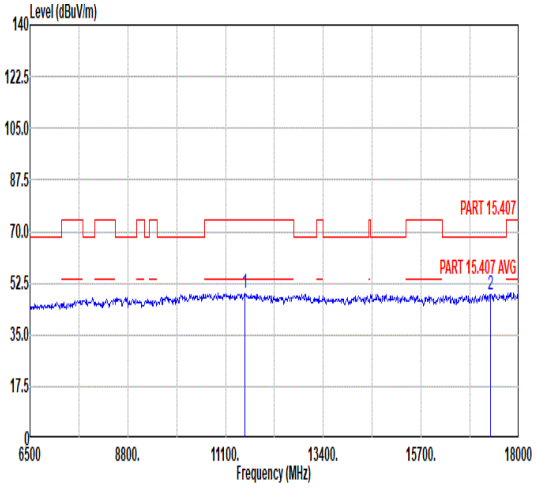 Freq Level Limit Line Margin Read Level Ant Factor Cable Loss Preamp Factor APos TPos Remark MHz dBuV/m dBuV/m dB dBuV dB/m dB dB cm deg 1 11550.00 49.02 74.00 -24.98 46.04 38.28 14.96 50.26 --- --- Peak 2 17325.00 48.60 68.30 -19.70 40.99 42.83 18.00 53.22 --- --- Peak	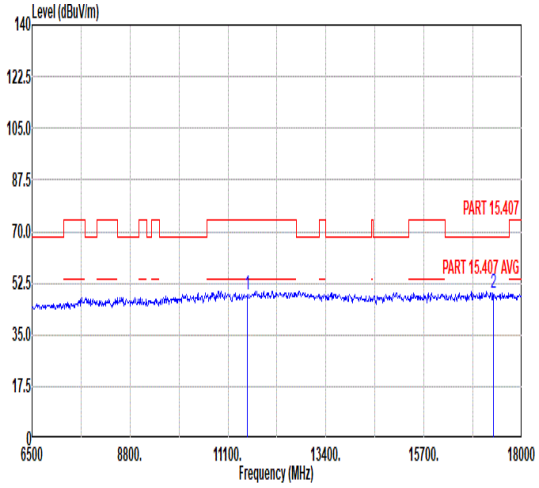 Freq Level Limit Line Margin Read Level Ant Factor Cable Loss Preamp Factor APos TPos Remark MHz dBuV/m dBuV/m dB dBuV dB/m dB dB cm deg 1 11550.00 48.65 74.00 -25.35 45.67 38.28 14.96 50.26 --- --- Peak 2 17325.00 48.94 68.30 -19.36 41.33 42.83 18.00 53.22 --- --- Peak

Mode	81	
	Band Edge	
	U-NII-3_5.725-5.85_802.11ax HE20_CH149_Full RU_5745MHz	
ANT	1+2	
Pol.	Horizontal	Fundamental
Peak	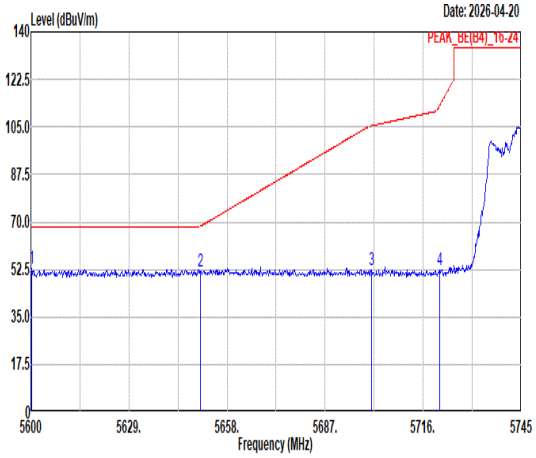 Freq Level Limit Line Margin (dB) Read Level Ant Factor Cable Loss Preamp Factor APos TPos Remark 1 5600.29 52.72 68.30 -15.58 38.60 36.16 10.70 32.74 339 193 PEAK 2 5650.17 51.98 68.43 -16.45 37.69 36.24 10.81 32.76 339 193 PEAK 3 5700.63 52.33 105.38 -53.05 37.90 36.32 10.89 32.78 339 193 PEAK 4 5720.79 52.47 112.59 -60.12 38.03 36.35 10.88 32.79 339 193 PEAK	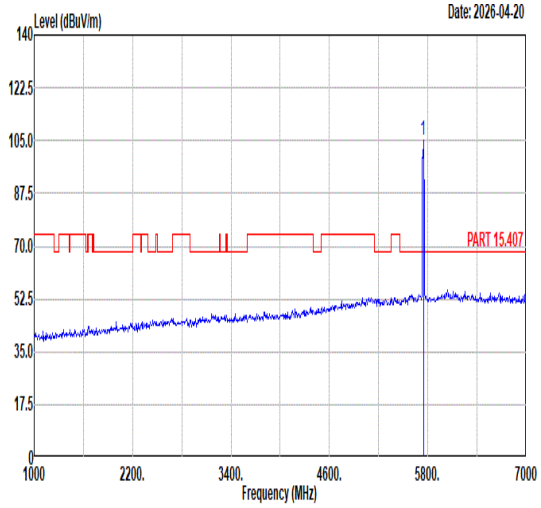 Freq Level Limit Line Margin (dB) Read Level Ant Factor Cable Loss Preamp Factor APos TPos Remark 1 5745.00 105.09 ------ ------ 90.64 36.39 10.86 32.80 339 193 PEAK
Avg	Blank	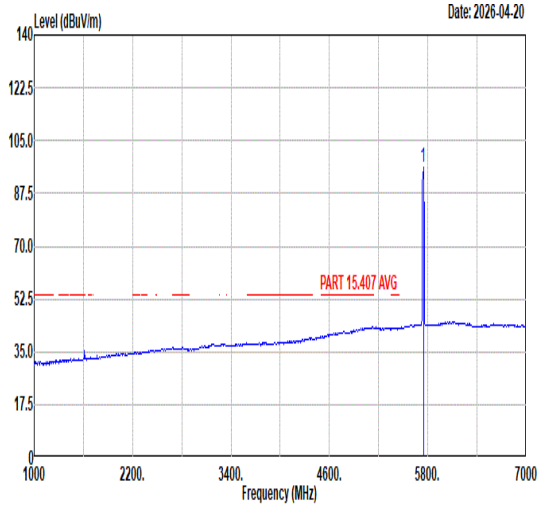 Freq Level Limit Line Margin (dB) Read Level Ant Factor Cable Loss Preamp Factor APos TPos Remark 1 5745.00 96.04 ------ ------ 81.59 36.39 10.86 32.80 339 193 AVERAGE

Mode	81	
	Band Edge	
	U-NII-3_5.725-5.85_802.11ax HE20_CH149_Full RU_5745MHz	
ANT	1+2	
Pol.	Vertical	Fundamental
Peak	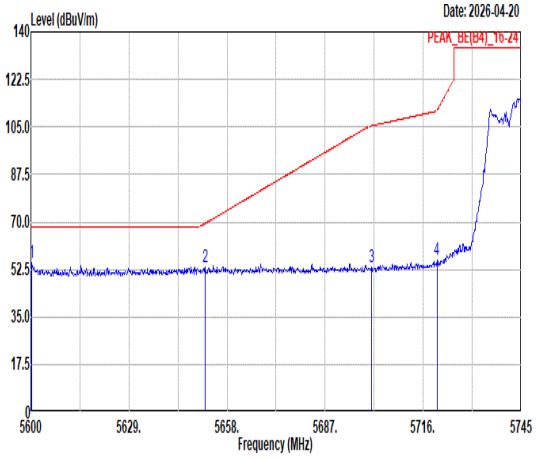 Freq Level Limit Line Margin (dB) Read Level Ant Factor Cable Loss Preamp Factor APos TPos Remark 1 5600.29 54.97 68.30 -13.33 40.85 36.16 10.70 32.74 296 347 PEAK 2 5651.48 53.39 69.39 -16.00 39.10 36.24 10.81 32.76 296 347 PEAK 3 5700.63 53.33 105.38 -52.05 38.90 36.32 10.89 32.78 296 347 PEAK 4 5720.06 56.05 110.94 -54.89 41.61 36.35 10.88 32.79 296 347 PEAK	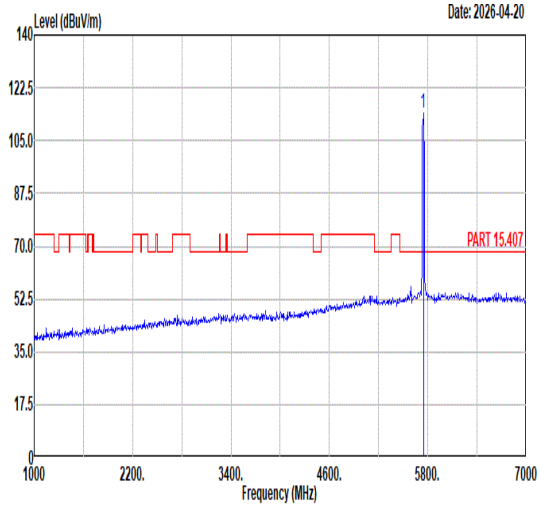 Freq Level Limit Line Margin (dB) Read Level Ant Factor Cable Loss Preamp Factor APos TPos Remark 1 5745.00 114.33 ------ ------ 99.88 36.39 10.86 32.80 296 347 PEAK
Avg	Blank	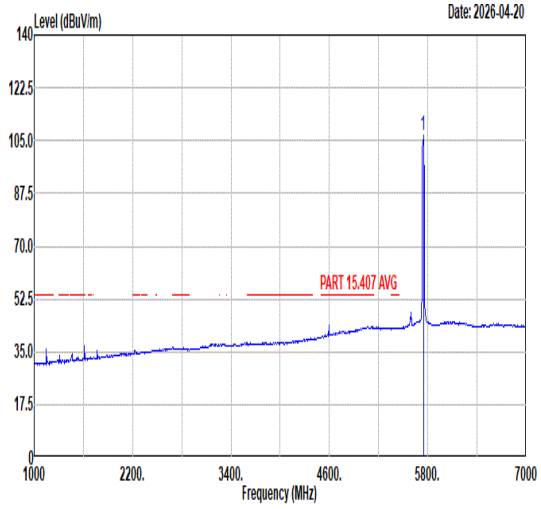 Freq Level Limit Line Margin (dB) Read Level Ant Factor Cable Loss Preamp Factor APos TPos Remark 1 5745.00 106.54 ------ ------ 92.09 36.39 10.86 32.80 296 347 AVERAGE

Mode	81	
	Harmonic	
	U-NII-3_5.725-5.85_802.11ax HE20_CH149_Full RU_5745MHz	
ANT	1+2	
Pol.	Horizontal	Vertical
Peak Avg	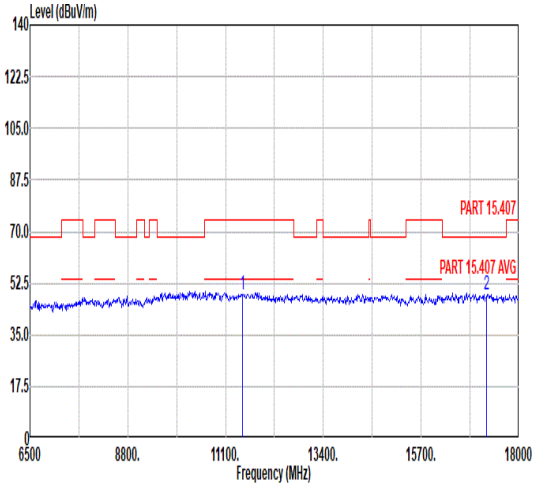 Freq Level Limit Line Margin Read Level Ant Factor Cable Loss Preamp Factor APos TPos Remark MHz dBuV/m dBuV/m dB dBuV dB/m dB dB cm deg 1 11490.00 48.76 74.00 -25.24 45.91 38.24 14.92 50.31 --- --- Peak 2 17235.00 48.55 68.30 -19.75 40.73 42.82 18.02 53.02 --- --- Peak	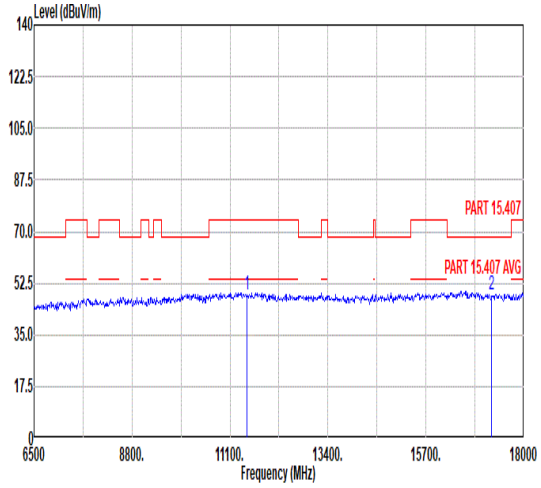 Freq Level Limit Line Margin Read Level Ant Factor Cable Loss Preamp Factor APos TPos Remark MHz dBuV/m dBuV/m dB dBuV dB/m dB dB cm deg 1 11490.00 48.56 74.00 -25.44 45.71 38.24 14.92 50.31 --- --- Peak 2 17235.00 48.53 68.30 -19.77 40.71 42.82 18.02 53.02 --- --- Peak

Mode	82	
	Harmonic	
	U-NII-3_5.725-5.85_802.11ax HE20_CH157_Full RU_5785MHz	
ANT	1+2	
Pol.	Horizontal	Vertical
Peak Avg	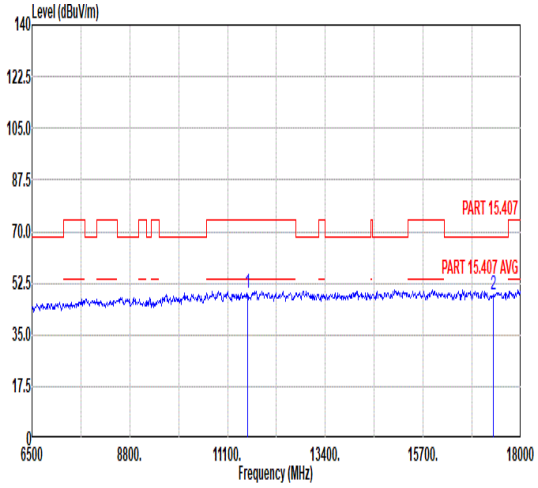 Freq Level Limit Line Margin Read Level Ant Factor Cable Loss Preamp Factor APos TPos Remark MHz dBuV/m dBuV/m dB dBuV dB/m dB dB cm deg 1 11570.00 48.87 74.00 -25.13 45.84 38.30 14.97 50.24 --- --- Peak 2 17355.00 48.87 68.30 -19.43 41.32 42.84 17.99 53.28 --- --- Peak	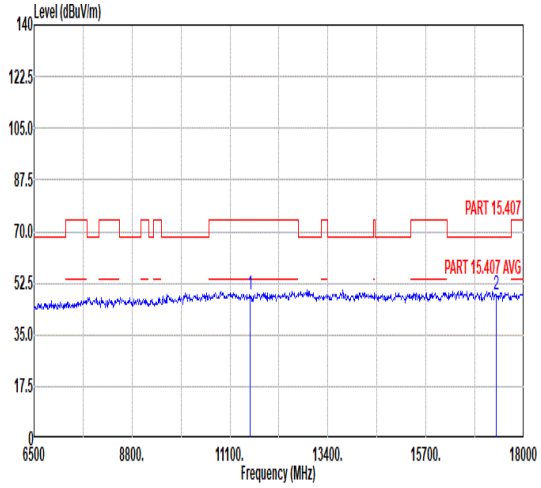 Freq Level Limit Line Margin Read Level Ant Factor Cable Loss Preamp Factor APos TPos Remark MHz dBuV/m dBuV/m dB dBuV dB/m dB dB cm deg 1 11570.00 48.43 74.00 -25.57 45.40 38.30 14.97 50.24 --- --- Peak 2 17355.00 48.57 68.30 -19.73 41.02 42.84 17.99 53.28 --- --- Peak

Mode	83	
	Band Edge	
	U-NII-3_5.725-5.85_802.11ax HE20_CH165_Full RU_5825MHz	
ANT	1+2	
Pol.	Horizontal	Fundamental
Peak	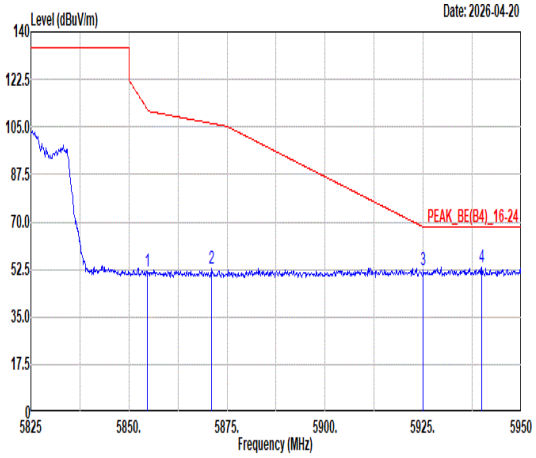 Freq Level Limit Line Margin (dB) Read Level Ant Factor Cable Loss Preamp Factor APos TPos Remark MHz dBuV/m dBuV/m dBuV dB/m dB dB cm deg 1 5854.75 51.95 111.37 -59.42 37.39 36.57 10.83 32.84 327 196 PEAK 2 5871.00 52.94 106.32 -53.38 38.36 36.59 10.84 32.85 327 196 PEAK 3 5925.00 52.04 68.20 -16.16 37.34 36.68 10.89 32.87 327 196 PEAK 4 5940.00 53.43 68.30 -14.87 38.70 36.70 10.91 32.88 327 196 PEAK	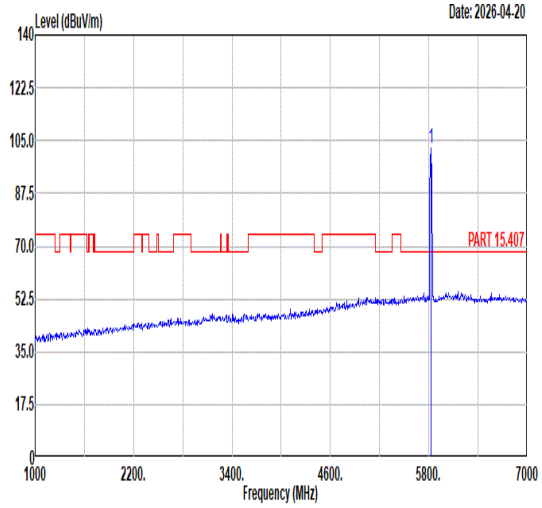 Freq Level Limit Line Margin (dB) Read Level Ant Factor Cable Loss Preamp Factor APos TPos Remark MHz dBuV/m dBuV/m dBuV dB/m dB dB cm deg 1 5825.00 102.65 ------ ------ 88.13 36.52 10.83 32.83 327 196 PEAK
Avg	Blank	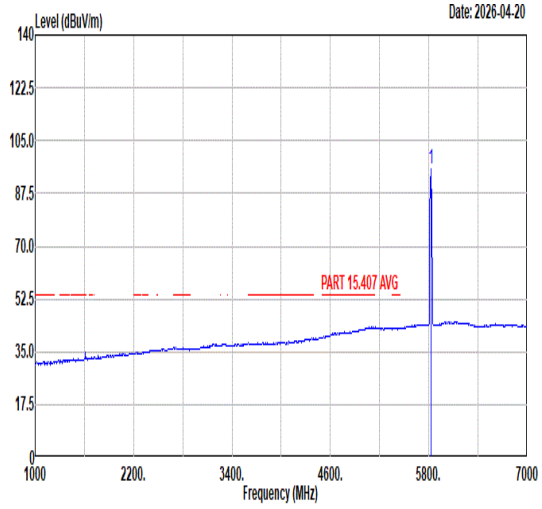 Freq Level Limit Line Margin (dB) Read Level Ant Factor Cable Loss Preamp Factor APos TPos Remark MHz dBuV/m dBuV/m dBuV dB/m dB dB cm deg 1 5825.00 95.49 ------ ------ 80.97 36.52 10.83 32.83 327 196 AVERAGE

Mode	83	
	Band Edge	
	U-NII-3_5.725-5.85_802.11ax HE20_CH165_Full RU_5825MHz	
ANT	1+2	
Pol.	Vertical	Fundamental
Peak	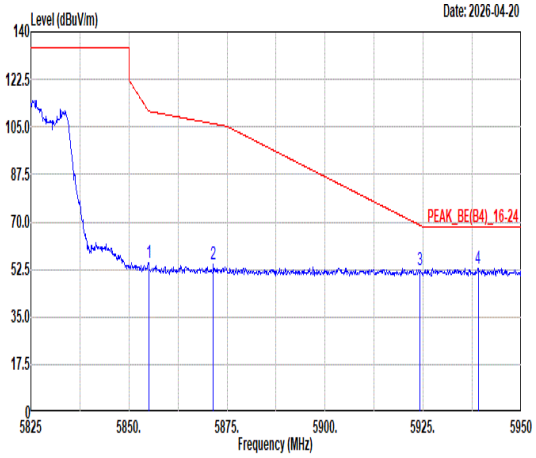 Freq Level Limit Line Margin (dB) Read Level Ant Factor Cable Loss Preamp Factor APos TPos Remark 1 5855.00 54.82 110.80 -55.98 40.26 36.57 10.83 32.84 289 347 PEAK 2 5871.50 54.37 106.18 -51.81 39.79 36.59 10.84 32.85 289 347 PEAK 3 5924.25 52.31 68.75 -16.44 37.62 36.68 10.88 32.87 289 347 PEAK 4 5939.00 53.06 68.30 -15.24 38.33 36.70 10.91 32.88 289 347 PEAK	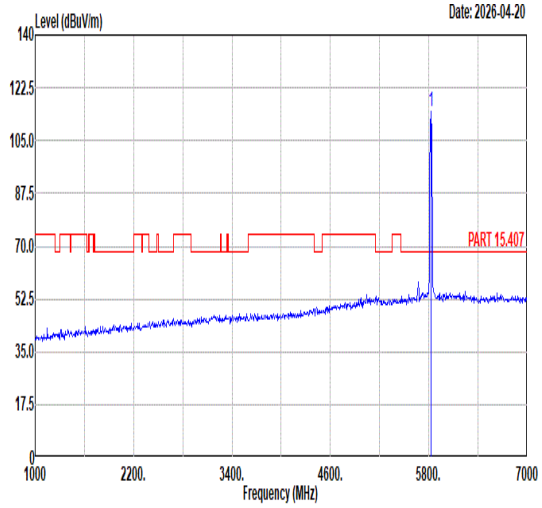 Freq Level Limit Line Margin (dB) Read Level Ant Factor Cable Loss Preamp Factor APos TPos Remark 1 5825.00 114.62 ------ ------ 100.10 36.52 10.83 32.83 289 347 PEAK
Avg	Blank	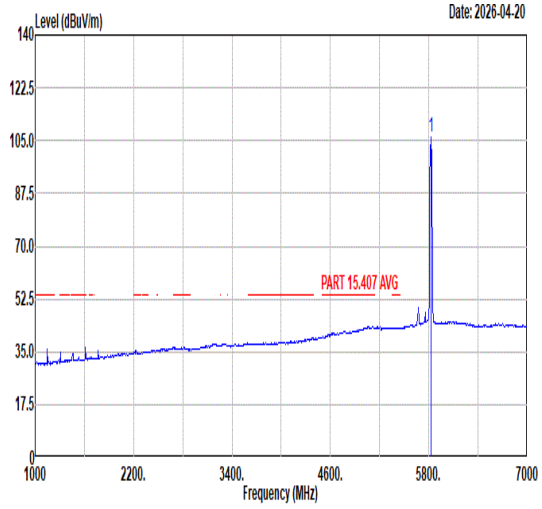 Freq Level Limit Line Margin (dB) Read Level Ant Factor Cable Loss Preamp Factor APos TPos Remark 1 5825.00 106.25 ------ ------ 91.73 36.52 10.83 32.83 289 347 AVERAGE

Mode	83	
	Harmonic	
	U-NII-3_5.725-5.85_802.11ax HE20_CH165_Full RU_5825MHz	
ANT	1+2	
Pol.	Horizontal	Vertical
Peak Avg	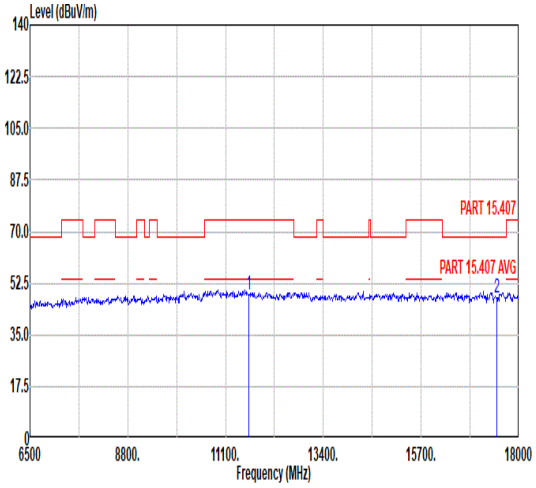 Freq Level Limit Line Margin Read Level Ant Factor Cable Loss Preamp Factor APos TPos Remark MHz dBuV/m dBuV/m dB dBuV dB/m dB dB cm deg 1 11650.00 48.72 74.00 -25.28 45.53 38.35 15.02 50.18 --- --- Peak 2 17475.00 47.72 68.30 -20.58 40.45 42.85 17.96 53.54 --- --- Peak	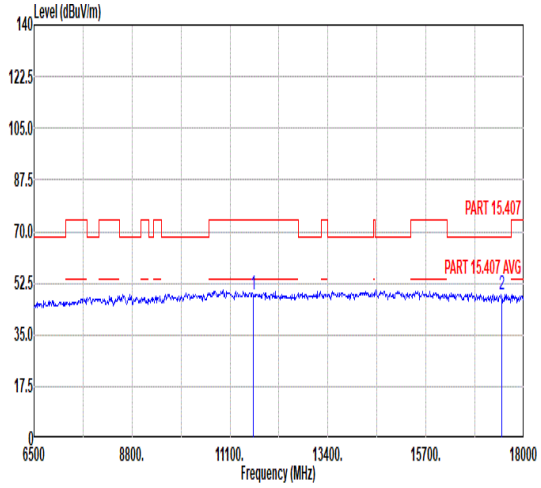 Freq Level Limit Line Margin Read Level Ant Factor Cable Loss Preamp Factor APos TPos Remark MHz dBuV/m dBuV/m dB dBuV dB/m dB dB cm deg 1 11650.00 48.51 74.00 -25.49 45.32 38.35 15.02 50.18 --- --- Peak 2 17475.00 48.67 68.30 -19.63 41.40 42.85 17.96 53.54 --- --- Peak

Mode	84	
	Band Edge - L	
	U-NII-3_5.725-5.85_802.11ax HE40_CH151_Full RU_5755MHz	
ANT	1+2	
Pol.	Horizontal	Fundamental
Peak	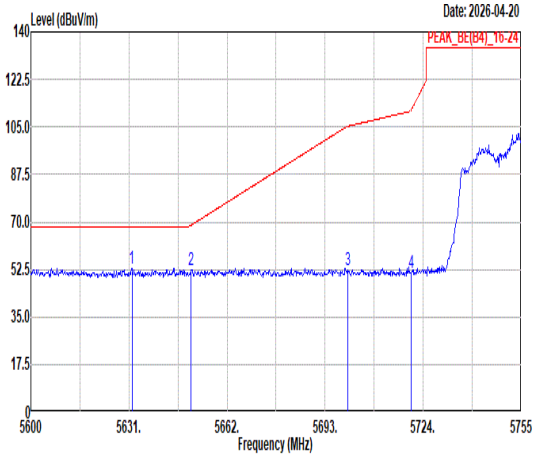 Freq Level Limit Line Margin (dB) Read Level Ant Factor Cable Loss Preamp Factor APos TPos Remark 1 5631.93 52.89 68.30 -15.41 38.66 36.21 10.77 32.75 318 166 PEAK 2 5650.69 52.31 68.81 -16.50 38.02 36.24 10.81 32.76 318 166 PEAK 3 5700.13 52.27 105.24 -52.97 37.84 36.32 10.89 32.78 318 166 PEAK 4 5720.13 51.11 111.09 -59.98 36.67 36.35 10.88 32.79 318 166 PEAK	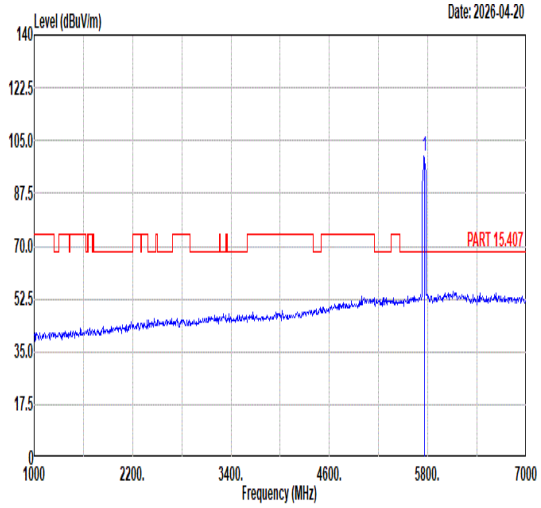 Freq Level Limit Line Margin (dB) Read Level Ant Factor Cable Loss Preamp Factor APos TPos Remark 1 5755.00 99.78 ------ ------ 85.33 36.40 10.85 32.80 318 166 PEAK
Avg	Blank	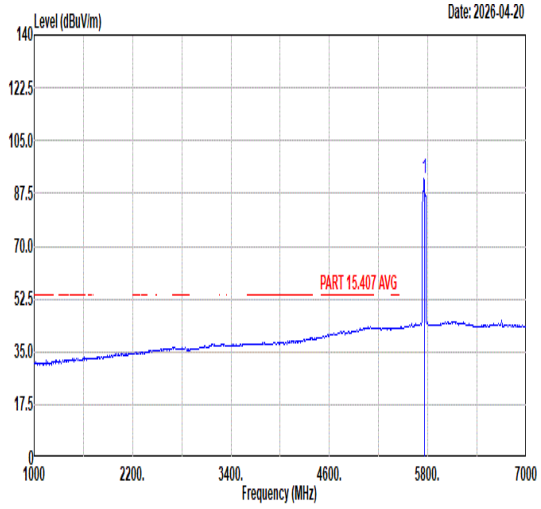 Freq Level Limit Line Margin (dB) Read Level Ant Factor Cable Loss Preamp Factor APos TPos Remark 1 5755.00 92.46 ------ ------ 78.01 36.40 10.85 32.80 318 166 AVERAGE

Mode	84	
	Band Edge - R	
	U-NII-3_5.725-5.85_802.11ax HE40_CH151_Full RU_5755MHz	
ANT	1+2	
Pol.	Horizontal	Fundamental
Peak	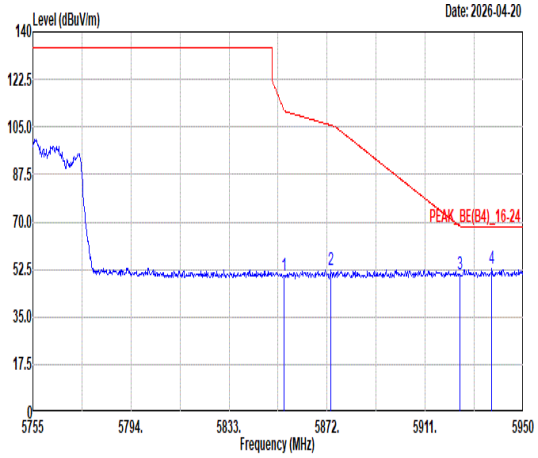 Freq Level Limit Line Margin (dB) Read Level Ant Factor Cable Loss Preamp Factor APos TPos Remark MHz dBuV/m dBuV/m dBuV dB/m dB dB cm deg 1 5854.84 50.15 111.17 -61.02 35.59 36.57 10.83 32.84 318 166 PEAK 2 5873.56 52.17 105.60 -53.43 37.58 36.60 10.84 32.85 318 166 PEAK 3 5924.85 50.63 68.31 -17.68 35.93 36.68 10.89 32.87 318 166 PEAK 4 5937.52 52.63 68.30 -15.67 37.90 36.70 10.91 32.88 318 166 PEAK	Blank

Mode	84	
	Band Edge - L	
	U-NII-3_5.725-5.85_802.11ax HE40_CH151_Full RU_5755MHz	
ANT	1+2	
Pol.	Vertical	Fundamental
Peak	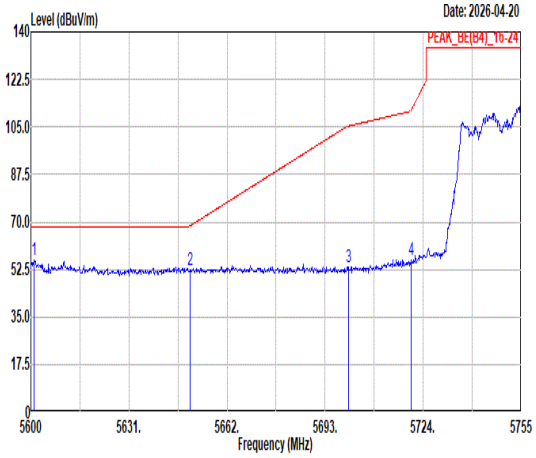 Freq Level Limit Line Margin (dB) Read Level Ant Factor Cable Loss Preamp Factor APos TPos Remark 1 5601.09 55.81 68.30 -12.49 41.69 36.16 10.70 32.74 276 353 PEAK 2 5650.38 52.36 68.58 -16.22 38.07 36.24 10.81 32.76 276 353 PEAK 3 5700.44 53.52 105.32 -51.80 39.09 36.32 10.89 32.78 276 353 PEAK 4 5720.13 56.20 111.09 -54.89 41.76 36.35 10.88 32.79 276 353 PEAK	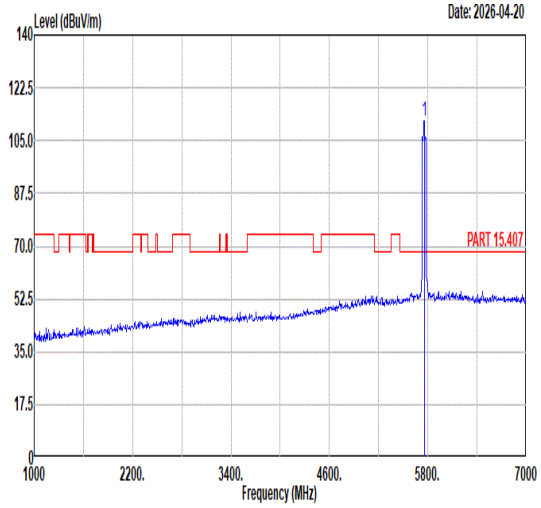 Freq Level Limit Line Margin (dB) Read Level Ant Factor Cable Loss Preamp Factor APos TPos Remark 1 5755.00 111.45 ------ ------ 97.00 36.40 10.85 32.80 276 353 PEAK
Avg	Blank	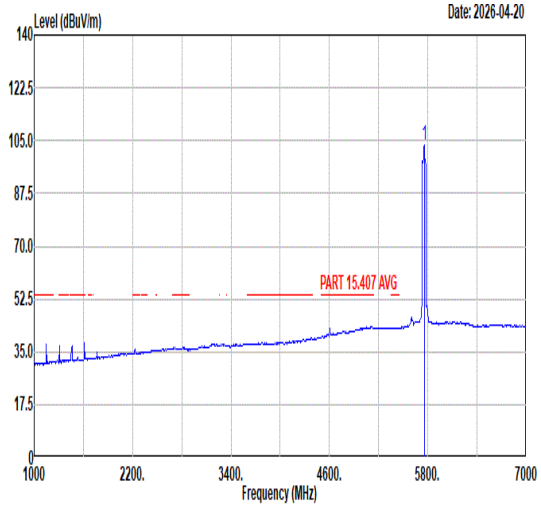 Freq Level Limit Line Margin (dB) Read Level Ant Factor Cable Loss Preamp Factor APos TPos Remark 1 5755.00 103.57 ------ ------ 89.11 36.41 10.85 32.80 276 353 AVERAGE

Mode	84	
	Band Edge - R	
	U-NII-3_5.725-5.85_802.11ax HE40_CH151_Full RU_5755MHz	
ANT	1+2	
Pol.	Vertical	Fundamental
Peak	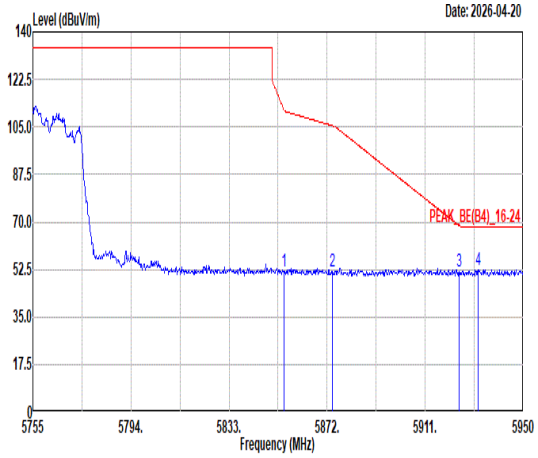 Freq Level Limit Line Margin (dB) Read Level Ant Factor Cable Loss Preamp Factor APos TPos Remark MHz dBuV/m dBuV/m dBuV dB/m dB dB cm deg 1 5854.84 51.82 111.17 -59.35 37.26 36.57 10.83 32.84 276 353 PEAK 2 5874.15 51.99 105.44 -53.45 37.40 36.60 10.84 32.85 276 353 PEAK 3 5924.46 51.65 68.60 -16.95 36.96 36.68 10.88 32.87 276 353 PEAK 4 5932.06 52.37 68.30 -15.93 37.65 36.69 10.90 32.87 276 353 PEAK	Blank

Mode	84	
	Harmonic	
	U-NII-3_5.725-5.85_802.11ax HE40_CH151_Full RU_5755MHz	
ANT	1+2	
Pol.	Horizontal	Vertical
Peak Avg	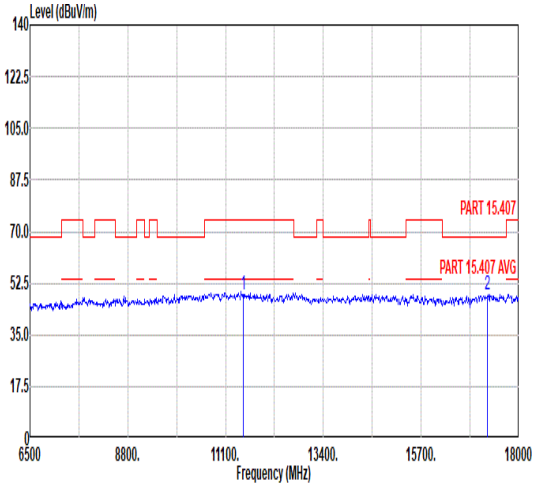 Freq Level Limit Line Margin Read Level Ant Factor Cable Loss Preamp Factor APos TPos Remark MHz dBuV/m dBuV/m dB dBuV dB/m dB dB cm deg 1 11510.00 48.85 74.00 -25.15 45.95 38.26 14.93 50.29 --- --- Peak 2 17265.00 48.39 68.30 -19.91 40.62 42.83 18.02 53.08 --- --- Peak	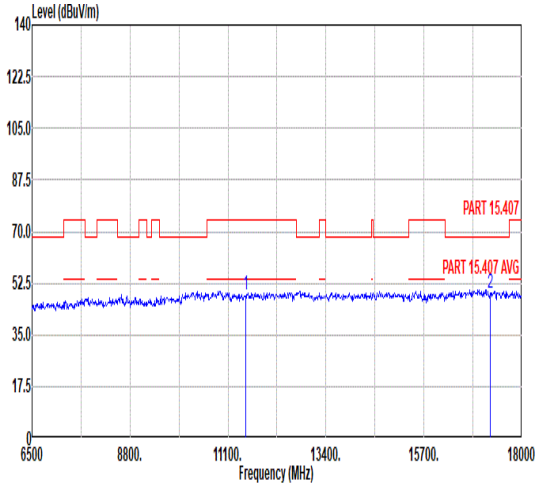 Freq Level Limit Line Margin Read Level Ant Factor Cable Loss Preamp Factor APos TPos Remark MHz dBuV/m dBuV/m dB dBuV dB/m dB dB cm deg 1 11510.00 48.39 74.00 -25.61 45.49 38.26 14.93 50.29 --- --- Peak 2 17265.00 49.28 68.30 -19.02 41.51 42.83 18.02 53.08 --- --- Peak

Mode	85	
	Band Edge - L	
	U-NII-3_5.725-5.85_802.11ax HE40_CH159_Full RU_5795MHz	
ANT	1+2	
Pol.	Horizontal	Fundamental
Peak	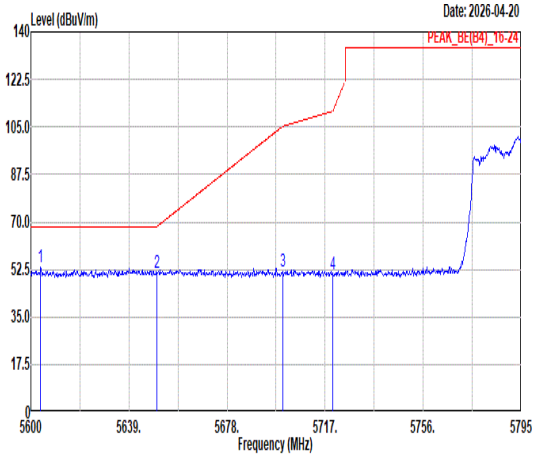 Freq Level Limit Line Margin (dB) Read Level Ant Factor Cable Loss Preamp Factor APos TPos Remark MHz dBuV/m dBuV/m dBuV dB/m dB dB cm deg 1 5603.90 53.49 68.30 -14.81 39.35 36.17 10.71 32.74 295 165 PEAK 2 5650.12 51.48 68.39 -16.91 37.19 36.24 10.81 32.76 295 165 PEAK 3 5700.04 51.59 105.21 -53.62 37.16 36.32 10.89 32.78 295 165 PEAK 4 5720.12 50.88 111.07 -60.19 36.44 36.35 10.88 32.79 295 165 PEAK	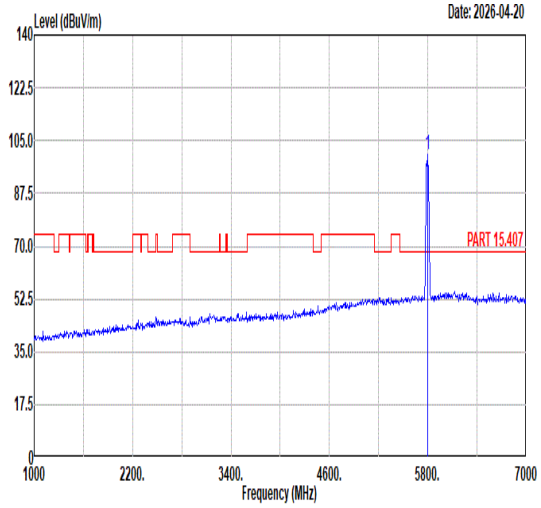 Freq Level Limit Line Margin (dB) Read Level Ant Factor Cable Loss Preamp Factor APos TPos Remark MHz dBuV/m dBuV/m dBuV dB/m dB dB cm deg 1 5795.00 100.31 ------ ------ 85.84 36.47 10.82 32.82 295 165 PEAK
Avg	Blank	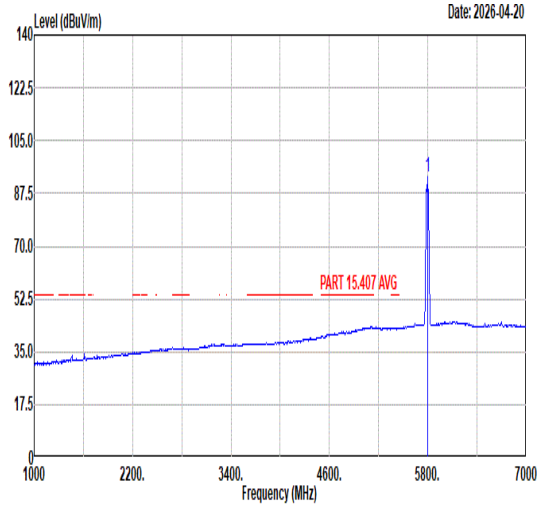 Freq Level Limit Line Margin (dB) Read Level Ant Factor Cable Loss Preamp Factor APos TPos Remark MHz dBuV/m dBuV/m dBuV dB/m dB dB cm deg 1 5795.00 92.89 ------ ------ 78.42 36.47 10.82 32.82 295 165 AVERAGE

Mode	85	
	Band Edge - R	
	U-NII-3_5.725-5.85_802.11ax HE40_CH159_Full RU_5795MHz	
ANT	1+2	
Pol.	Horizontal	Fundamental
Peak	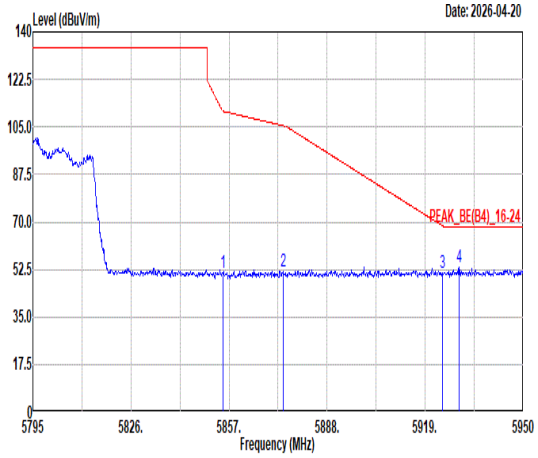 Freq Level Limit Line Margin (dB) Read Level Ant Factor Cable Loss Preamp Factor APos TPos Remark MHz dBuV/m dBuV/m dBuV dB/m dB dB cm deg 1 5854.99 51.24 110.83 -59.59 36.68 36.57 10.83 32.84 295 165 PEAK 2 5874.21 51.52 105.42 -53.90 36.93 36.60 10.84 32.85 295 165 PEAK 3 5924.43 51.38 68.62 -17.24 36.69 36.68 10.88 32.87 295 165 PEAK 4 5929.70 53.48 68.30 -14.82 38.77 36.69 10.89 32.87 295 165 PEAK	Blank

Mode	85	
	Band Edge - L	
	U-NII-3_5.725-5.85_802.11ax HE40_CH159_Full RU_5795MHz	
ANT	1+2	
Pol.	Vertical	Fundamental
Peak	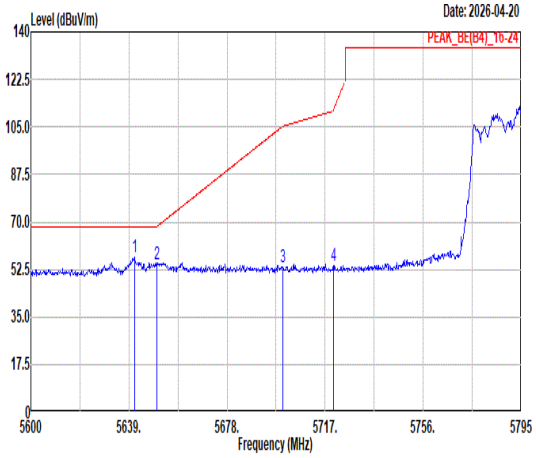 Freq Level Limit Line Margin (dB) Read Level Ant Factor Cable Loss Preamp Factor APos TPos Remark 1 5641.15 57.21 68.30 -11.09 42.95 36.23 10.79 32.76 275 353 PEAK 2 5650.12 54.60 68.39 -13.79 40.31 36.24 10.81 32.76 275 353 PEAK 3 5700.23 53.23 105.26 -52.03 38.80 36.32 10.89 32.78 275 353 PEAK 4 5720.32 53.85 111.52 -57.67 39.41 36.35 10.88 32.79 275 353 PEAK	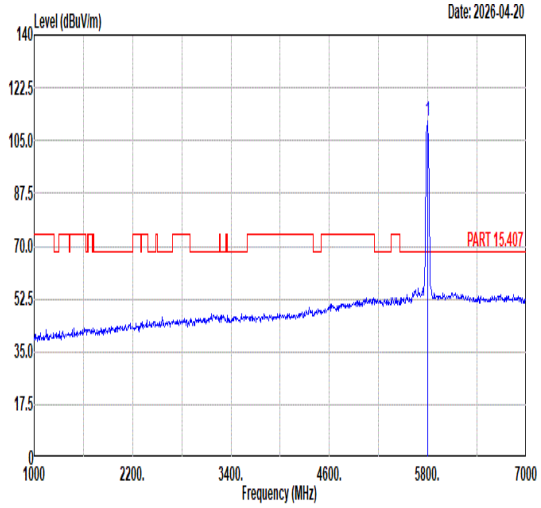 Freq Level Limit Line Margin (dB) Read Level Ant Factor Cable Loss Preamp Factor APos TPos Remark 1 5795.00 111.52 ------ ------ 97.05 36.47 10.82 32.82 275 353 PEAK
Avg	Blank	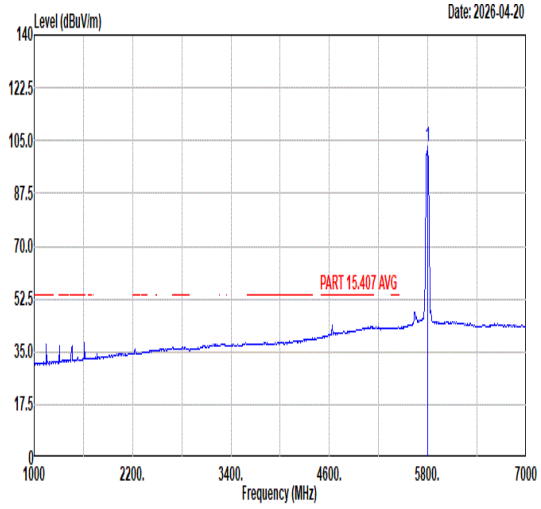 Freq Level Limit Line Margin (dB) Read Level Ant Factor Cable Loss Preamp Factor APos TPos Remark 1 5795.00 103.00 ------ ------ 88.53 36.47 10.82 32.82 275 353 AVERAGE

Mode	85	
	Band Edge - R	
	U-NII-3_5.725-5.85_802.11ax HE40_CH159_Full RU_5795MHz	
ANT	1+2	
Pol.	Vertical	Fundamental
Peak	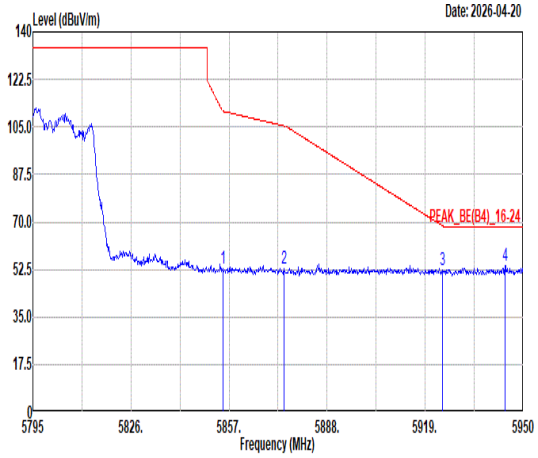 Freq Level Limit Line Margin (dB) Read Level Ant Factor Cable Loss Preamp Factor APos TPos Remark MHz dBuV/m dBuV/m dBuV dB/m dB dB cm deg 1 5854.99 52.79 110.83 -58.04 38.23 36.57 10.83 32.84 275 353 PEAK 2 5874.36 52.94 105.38 -52.44 38.35 36.60 10.84 32.85 275 353 PEAK 3 5924.58 52.54 68.51 -15.97 37.85 36.68 10.88 32.87 275 353 PEAK 4 5944.27 53.70 68.30 -14.60 38.95 36.71 10.92 32.88 275 353 PEAK	Blank

Mode	85	
	Harmonic	
	U-NII-3_5.725-5.85_802.11ax HE40_CH159_Full RU_5795MHz	
ANT	1+2	
Pol.	Horizontal	Vertical
Peak Avg	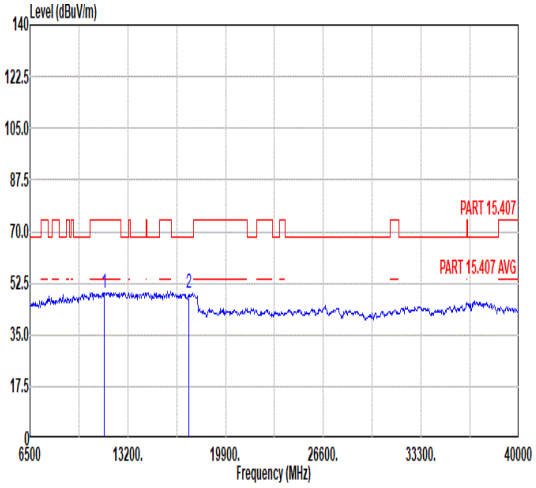 Freq Level Limit Line Margin Read Level Ant Factor Cable Loss Preamp Factor APos TPos Remark MHz dBuV/m dBuV/m dB dBuV dB/m dB dB cm deg 1 11590.00 49.22 74.00 -24.78 46.16 38.31 14.98 50.23 --- --- Peak 2 17385.00 48.98 68.30 -19.32 41.51 42.84 17.98 53.35 --- --- Peak	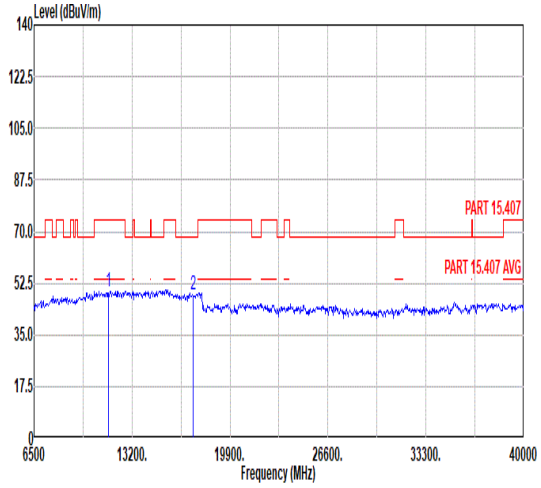 Freq Level Limit Line Margin Read Level Ant Factor Cable Loss Preamp Factor APos TPos Remark MHz dBuV/m dBuV/m dB dBuV dB/m dB dB cm deg 1 11590.00 49.51 74.00 -24.49 46.45 38.31 14.98 50.23 --- --- Peak 2 17385.00 48.45 68.30 -19.85 40.98 42.84 17.98 53.35 --- --- Peak

Mode	86	
	Band Edge - L	
	U-NII-3_5.725-5.85_802.11ax HE80_CH155_Full RU_5775MHz	
ANT	1+2	
Pol.	Horizontal	Fundamental
Peak	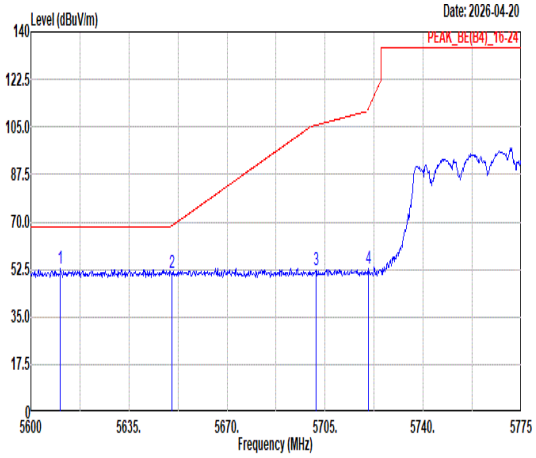 Freq Level Limit Line Margin (dB) Read Level Ant Factor Cable Loss Preamp Factor APos TPos Remark MHz dBuV/m dBuV/m dBuV dB/m dB dB cm deg 1 5610.50 52.86 68.30 -15.44 38.70 36.18 10.72 32.74 284 133 PEAK 2 5650.23 51.31 68.47 -17.16 37.02 36.24 10.81 32.76 284 133 PEAK 3 5701.68 52.19 105.67 -53.48 37.76 36.32 10.89 32.78 284 133 PEAK 4 5720.40 52.81 111.71 -58.90 38.37 36.35 10.88 32.79 284 133 PEAK	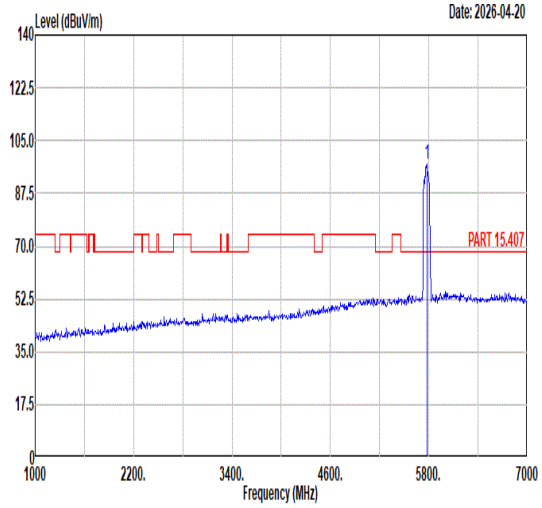 Freq Level Limit Line Margin (dB) Read Level Ant Factor Cable Loss Preamp Factor APos TPos Remark MHz dBuV/m dBuV/m dBuV dB/m dB dB cm deg 1 5775.00 97.19 ------ ------ 82.73 36.44 10.83 32.81 284 133 PEAK
Avg	Blank	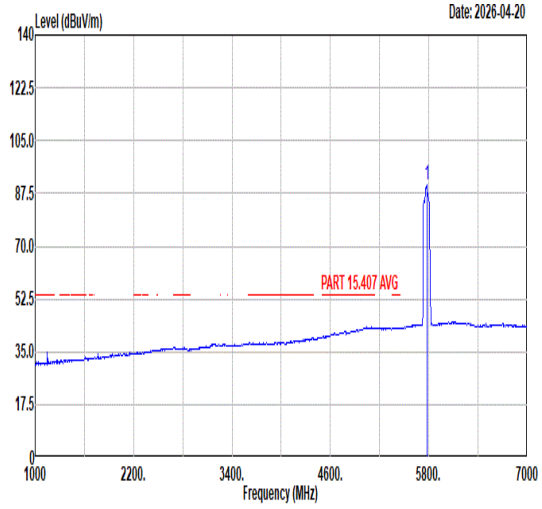 Freq Level Limit Line Margin (dB) Read Level Ant Factor Cable Loss Preamp Factor APos TPos Remark MHz dBuV/m dBuV/m dBuV dB/m dB dB cm deg 1 5775.00 90.47 ------ ------ 76.01 36.44 10.83 32.81 284 133 AVERAGE

Mode	86	
	Band Edge - R	
	U-NII-3_5.725-5.85_802.11ax HE80_CH155_Full RU_5775MHz	
ANT	1+2	
Pol.	Horizontal	Fundamental
Peak	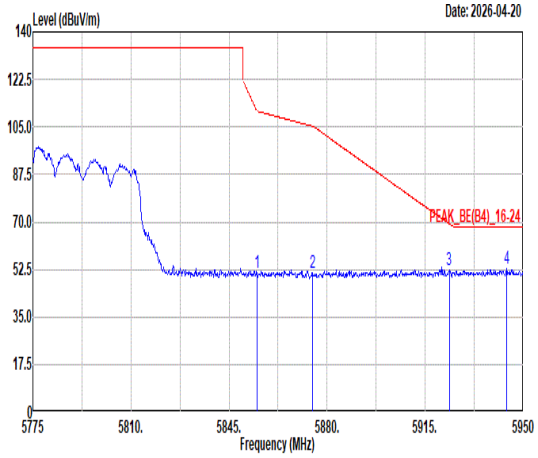 Freq Level Limit Line Margin (dB) Read Level Ant Factor Cable Loss Preamp Factor APos TPos Remark MHz dBuV/m dBuV/m dBuV dB/m dB dB cm deg 1 5854.98 51.33 110.86 -59.53 36.77 36.57 10.83 32.84 284 133 PEAK 2 5874.75 51.49 105.27 -53.78 36.90 36.60 10.84 32.85 284 133 PEAK 3 5923.58 52.32 69.25 -16.93 37.63 36.68 10.88 32.87 284 133 PEAK 4 5944.05 52.62 68.30 -15.68 37.87 36.71 10.92 32.88 284 133 PEAK	Blank

Mode	86	
	Band Edge - L	
	U-NII-3_5.725-5.85_802.11ax HE80_CH155_Full RU_5775MHz	
ANT	1+2	
Pol.	Vertical	Fundamental
Peak	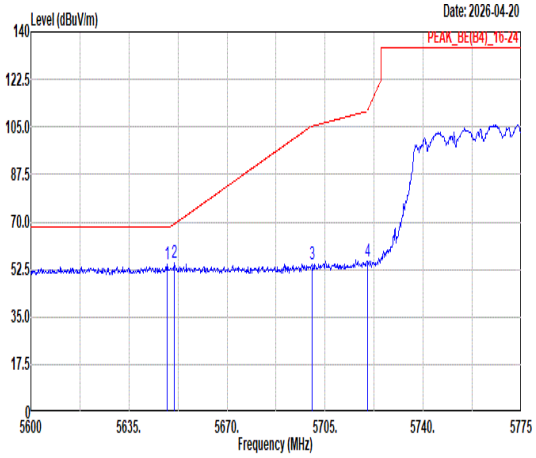 Freq Level Limit Line Margin (dB) Read Level Ant Factor Cable Loss Preamp Factor APos TPos Remark MHz dBuV/m dBuV/m dBuV dB/m dB dB cm deg 1 5648.65 54.18 68.30 -14.12 39.90 36.24 10.80 32.76 293 347 PEAK 2 5651.10 54.94 69.12 -14.18 40.65 36.24 10.81 32.76 293 347 PEAK 3 5700.28 54.36 105.28 -50.92 39.93 36.32 10.89 32.78 293 347 PEAK 4 5720.05 55.55 110.91 -55.36 41.11 36.35 10.88 32.79 293 347 PEAK	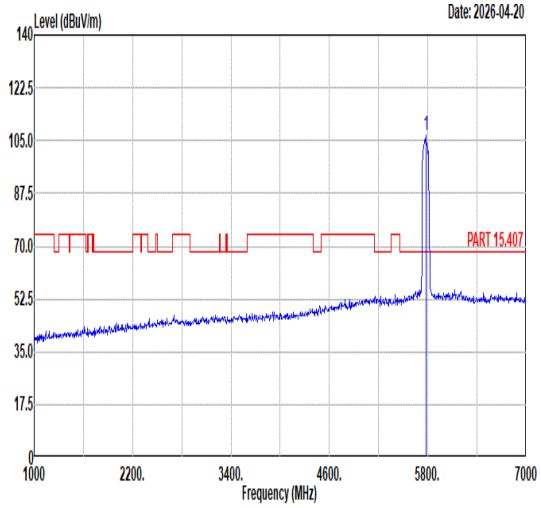 Freq Level Limit Line Margin (dB) Read Level Ant Factor Cable Loss Preamp Factor APos TPos Remark MHz dBuV/m dBuV/m dBuV dB/m dB dB cm deg 1 5775.00 106.69 ------ ------ 92.23 36.44 10.83 32.81 293 347 PEAK
Avg	Blank	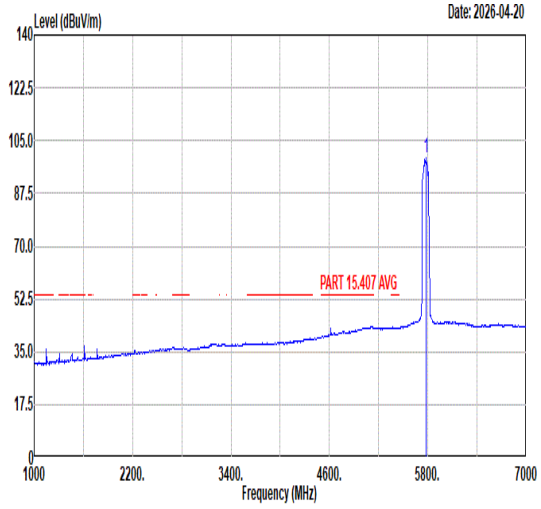 Freq Level Limit Line Margin (dB) Read Level Ant Factor Cable Loss Preamp Factor APos TPos Remark MHz dBuV/m dBuV/m dBuV dB/m dB dB cm deg 1 5775.00 99.38 ------ ------ 84.92 36.44 10.83 32.81 293 347 AVERAGE

Mode	86	
	Band Edge - R	
	U-NII-3_5.725-5.85_802.11ax HE80_CH155_Full RU_5775MHz	
ANT	1+2	
Pol.	Vertical	Fundamental
Peak	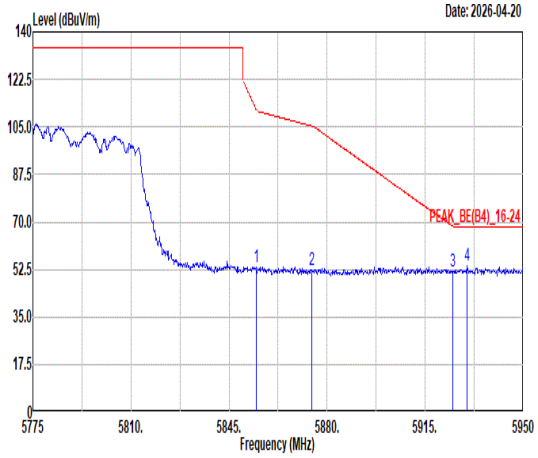 Freq Level Limit Line Margin (dB) Read Level Ant Factor Cable Loss Preamp Factor APos TPos Remark MHz dBuV/m dBuV/m dBuV dB/m dB dB cm deg 1 5854.80 53.45 111.26 -57.81 38.89 36.57 10.83 32.84 293 347 PEAK 2 5874.40 52.41 105.37 -52.96 37.82 36.60 10.84 32.85 293 347 PEAK 3 5924.98 51.89 68.22 -16.33 37.19 36.68 10.89 32.87 293 347 PEAK 4 5929.88 53.91 68.30 -14.39 39.20 36.69 10.89 32.87 293 347 PEAK	Blank

Mode	86	
	Harmonic	
	U-NII-3_5.725-5.85_802.11ax HE80_CH155_Full RU_5775MHz	
ANT	1+2	
Pol.	Horizontal	Vertical
Peak Avg	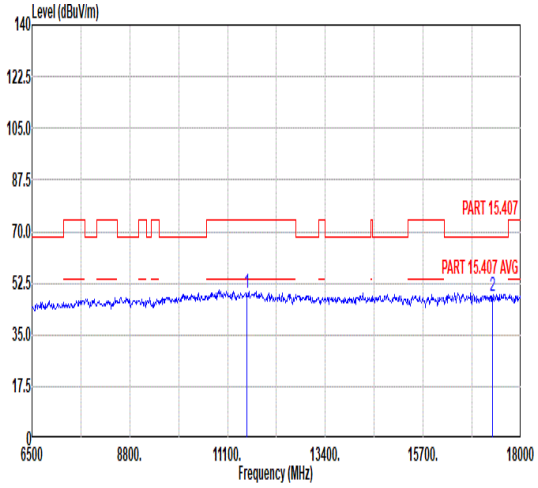 Freq Level Limit Line Margin Read Level Ant Factor Cable Loss Preamp Factor APos TPos Remark MHz dBuV/m dBuV/m dB dBuV dB/m dB dB cm deg 1 11550.00 48.89 74.00 -25.11 45.91 38.28 14.96 50.26 --- --- Peak 2 17325.00 47.88 68.30 -20.42 40.27 42.83 18.00 53.22 --- --- Peak	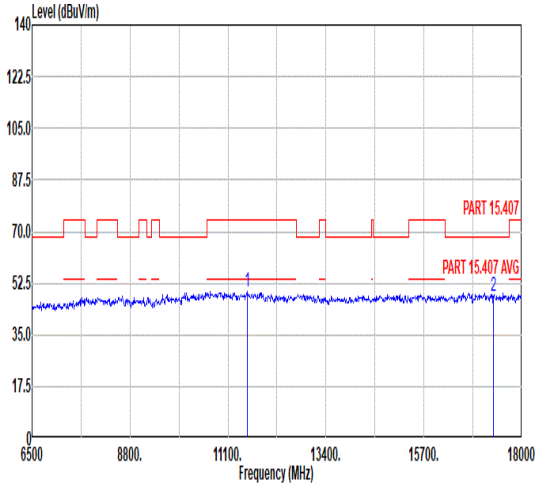 Freq Level Limit Line Margin Read Level Ant Factor Cable Loss Preamp Factor APos TPos Remark MHz dBuV/m dBuV/m dB dBuV dB/m dB dB cm deg 1 11550.00 49.56 74.00 -24.44 46.58 38.28 14.96 50.26 --- --- Peak 2 17325.00 48.33 68.30 -19.97 40.72 42.83 18.00 53.22 --- --- Peak

Mode	87	
	Band Edge	
	U-NII-3_5.725-5.85_802.11ax HE20_CH149_Partial RU 106/53_5745MHz	
ANT	1+2	
Pol.	Horizontal	Fundamental
Peak	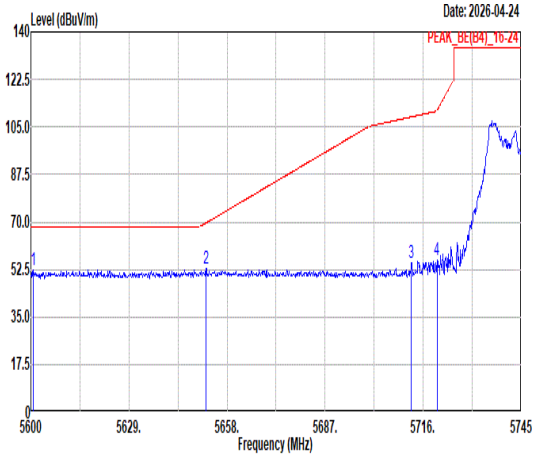 Freq Level Limit Line Margin (dB) Read Level Ant Factor Cable Loss Preamp Factor APos TPos Remark MHz dBuV/m dBuV/m dBuV dB/m dB dB cm deg 1 5600.73 52.46 68.30 -15.84 38.34 36.16 10.70 32.74 386 31 PEAK 2 5651.77 52.66 69.61 -16.95 38.37 36.24 10.81 32.76 386 31 PEAK 3 5712.52 54.86 108.71 -53.85 40.43 36.34 10.88 32.79 386 31 PEAK 4 5720.06 55.94 110.94 -55.00 41.50 36.35 10.88 32.79 386 31 PEAK	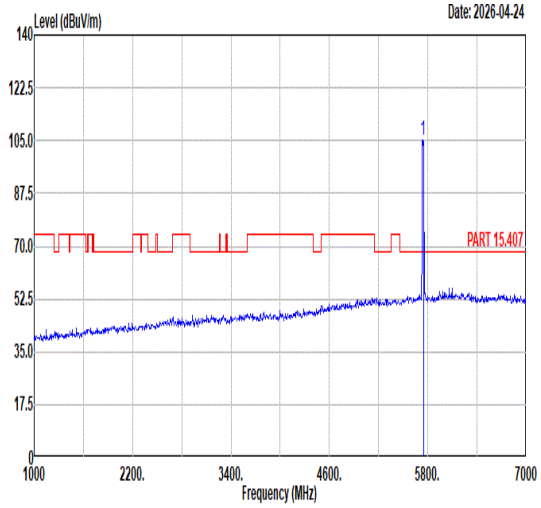 Freq Level Limit Line Margin (dB) Read Level Ant Factor Cable Loss Preamp Factor APos TPos Remark MHz dBuV/m dBuV/m dBuV dB/m dB dB cm deg 1 5745.00 105.13 ------ ------ 90.68 36.37 10.87 32.79 386 31 PEAK
Avg	Blank	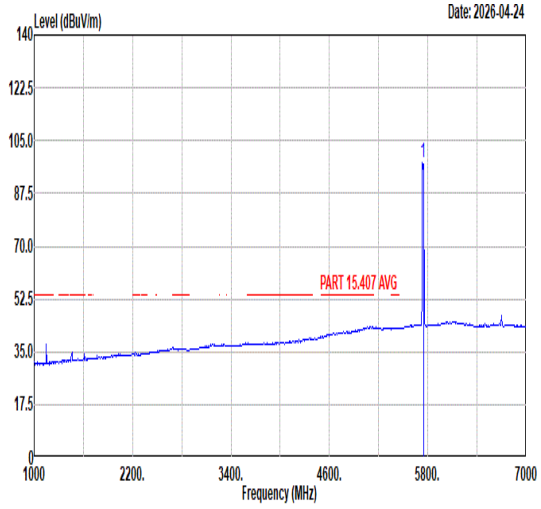 Freq Level Limit Line Margin (dB) Read Level Ant Factor Cable Loss Preamp Factor APos TPos Remark MHz dBuV/m dBuV/m dBuV dB/m dB dB cm deg 1 5745.00 97.79 ------ ------ 83.34 36.37 10.87 32.79 386 31 AVERAGE

Mode	87	
	Band Edge	
	U-NII-3_5.725-5.85_802.11ax HE20_CH149_Partial RU 106/53_5745MHz	
ANT	1+2	
Pol.	Vertical	Fundamental
Peak	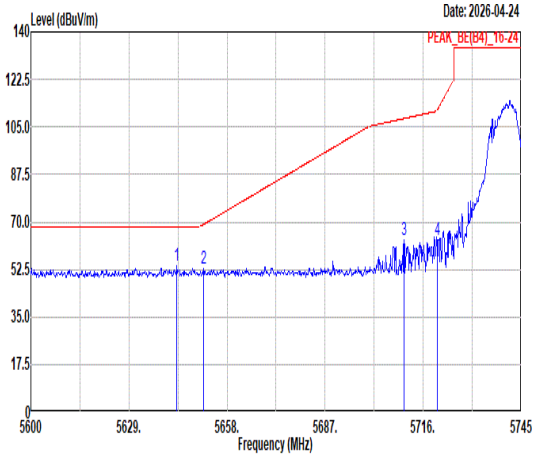 Freq Level Limit Line Margin (dB) Read Level Ant Factor Cable Loss Preamp Factor APos TPos Remark MHz dBuV/m dBuV/m dBuV dB/m dB dB cm deg 1 5643.21 53.89 68.30 -14.41 39.63 36.23 10.79 32.76 324 247 PEAK 2 5651.04 52.58 69.07 -16.49 38.29 36.24 10.81 32.76 324 247 PEAK 3 5710.35 63.24 108.10 -44.86 48.79 36.34 10.89 32.78 324 247 PEAK 4 5720.21 63.30 111.27 -47.97 48.86 36.35 10.88 32.79 324 247 PEAK	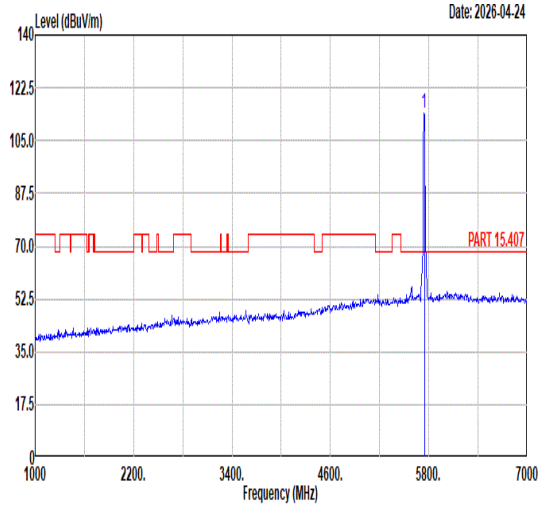 Freq Level Limit Line Margin (dB) Read Level Ant Factor Cable Loss Preamp Factor APos TPos Remark MHz dBuV/m dBuV/m dBuV dB/m dB dB cm deg 1 5745.00 113.89 ------ ------ 99.45 36.38 10.86 32.80 324 247 PEAK
Avg	Blank	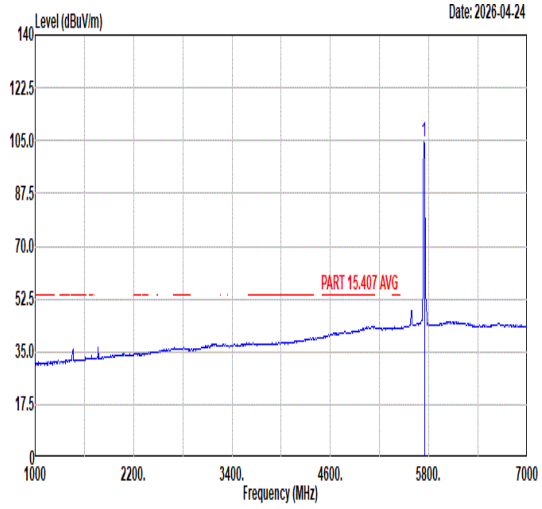 Freq Level Limit Line Margin (dB) Read Level Ant Factor Cable Loss Preamp Factor APos TPos Remark MHz dBuV/m dBuV/m dBuV dB/m dB dB cm deg 1 5745.00 104.66 ------ ------ 90.22 36.38 10.86 32.80 324 247 AVERAGE

Mode	88	
	Band Edge	
	U-NII-3_5.725-5.85_802.11ax HE20_CH165_Partial RU 26/8_5825MHz	
ANT	1+2	
Pol.	Horizontal	Fundamental
Peak	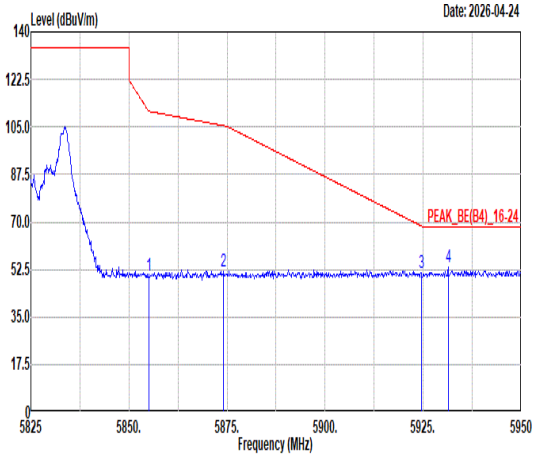 Freq Level Limit Line Margin (dB) Read Level Ant Factor Cable Loss Preamp Factor APos TPos Remark 1 5855.00 50.34 110.80 -60.46 35.78 36.57 10.83 32.84 343 198 PEAK 2 5874.13 51.87 105.44 -53.57 37.28 36.60 10.84 32.85 343 198 PEAK 3 5924.50 51.45 68.57 -17.12 36.76 36.68 10.88 32.87 343 198 PEAK 4 5931.38 53.28 68.30 -15.02 38.56 36.69 10.90 32.87 343 198 PEAK	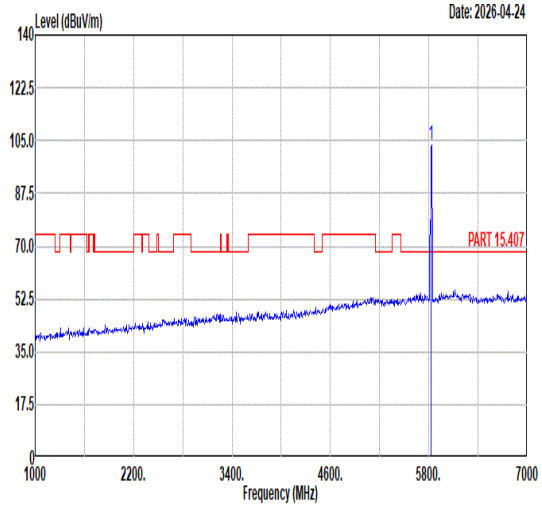 Freq Level Limit Line Margin (dB) Read Level Ant Factor Cable Loss Preamp Factor APos TPos Remark 1 5825.00 103.43 ------ ------ 88.89 36.54 10.83 32.83 343 198 PEAK
Avg	Blank	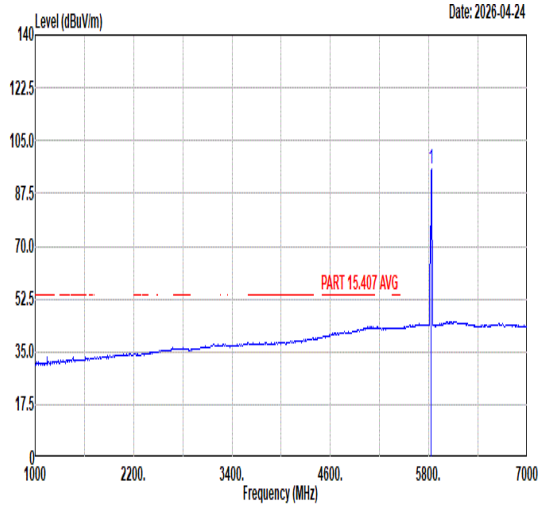 Freq Level Limit Line Margin (dB) Read Level Ant Factor Cable Loss Preamp Factor APos TPos Remark 1 5825.00 95.65 ------ ------ 81.11 36.54 10.83 32.83 343 198 AVERAGE

Mode	88	
	Band Edge	
	U-NII-3_5.725-5.85_802.11ax HE20_CH165_Partial RU 26/8_5825MHz	
ANT	1+2	
Pol.	Vertical	Fundamental
Peak	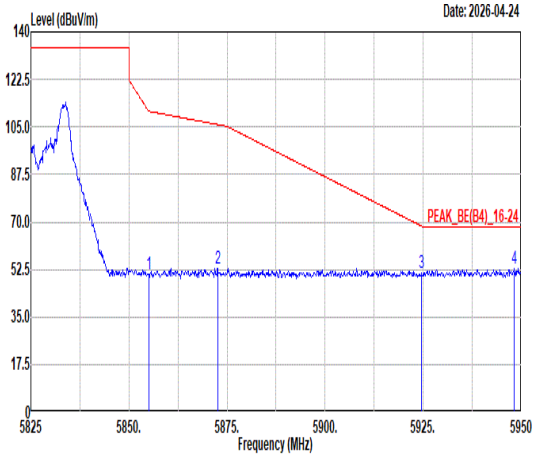 Freq Level Limit Line Margin (dB) Read Level Ant Factor Cable Loss Preamp Factor APos TPos Remark MHz dBuV/m dBuV/m dBuV dB/m dB dB cm deg 1 5855.00 50.74 110.80 -60.06 36.18 36.57 10.83 32.84 324 201 PEAK 2 5872.63 52.76 105.86 -53.10 38.17 36.60 10.84 32.85 324 201 PEAK 3 5924.63 51.12 68.48 -17.36 36.43 36.68 10.88 32.87 324 201 PEAK 4 5948.25 52.94 68.30 -15.36 38.18 36.72 10.92 32.88 324 201 PEAK	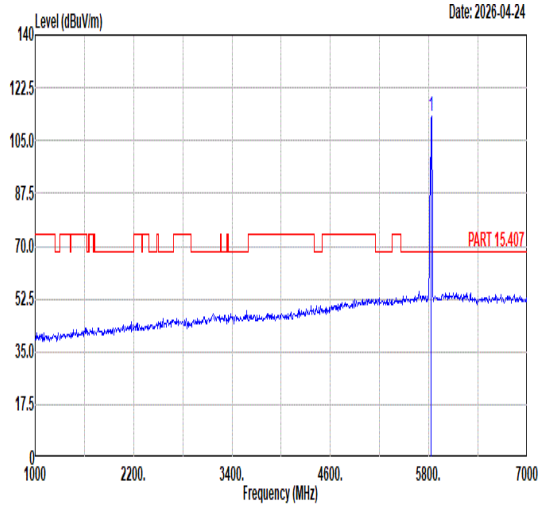 Freq Level Limit Line Margin (dB) Read Level Ant Factor Cable Loss Preamp Factor APos TPos Remark MHz dBuV/m dBuV/m dBuV dB/m dB dB cm deg 1 5825.00 112.89 ------ ------ 98.35 36.54 10.83 32.83 324 201 PEAK
Avg	Blank	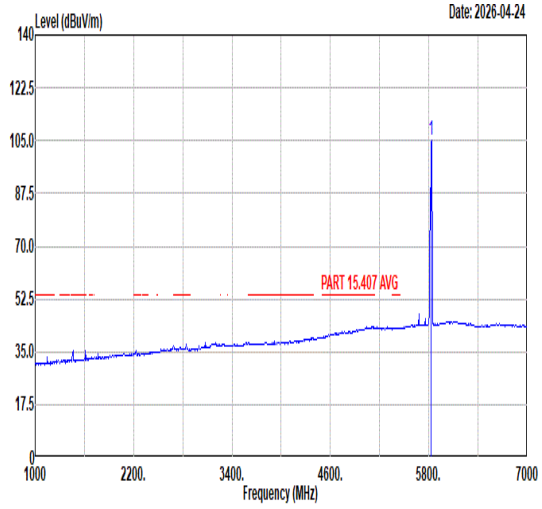 Freq Level Limit Line Margin (dB) Read Level Ant Factor Cable Loss Preamp Factor APos TPos Remark MHz dBuV/m dBuV/m dBuV dB/m dB dB cm deg 1 5825.00 105.04 ------ ------ 90.50 36.54 10.83 32.83 324 201 AVERAGE

Mode	89	
	LF	
	U-NII-1_5.15-5.25_802.11n HT40_CH38_5190MHz	
ANT	1+2	
Pol.	Horizontal	Vertical
QP/ Peak	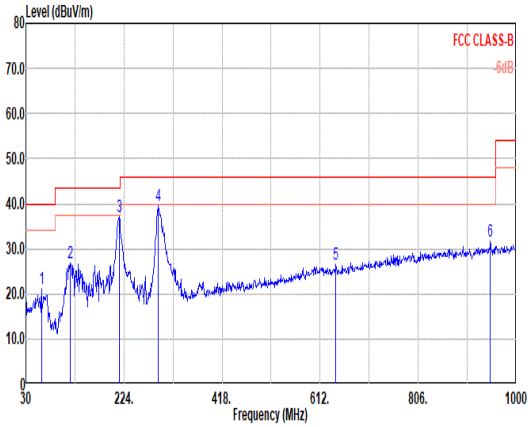	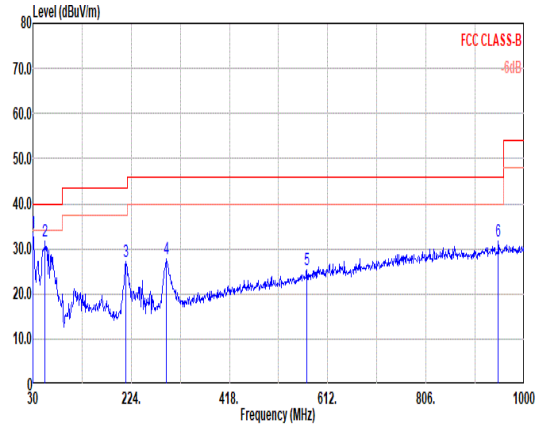

	Freq	Level	Limit Line	Margin	Read Level	Ant Factor	Cable Loss	Preamp Factor	APos	TPos	Remark
	MHz	dBuV/m	dBuV/m	dB	dBuV	dB/m	dB	dB	cm	deg	
1	61.04	21.12	40.00	-18.88	40.24	19.41	1.43	39.96	---	---	Peak
2	117.30	26.77	43.50	-16.73	47.98	16.88	1.97	40.06	---	---	Peak
3	214.30	36.99	43.50	-6.51	57.49	16.83	2.65	39.98	---	---	Peak
4	291.90	39.54	46.00	-6.46	56.81	19.59	3.08	39.94	---	---	Peak
5	643.04	26.62	46.00	-19.38	35.41	26.25	4.57	39.61	---	---	Peak
6	948.59	31.73	46.00	-14.27	35.72	29.76	5.57	39.32	---	---	Peak

	Freq	Level	Limit Line	Margin	Read Level	Ant Factor	Cable Loss	Preamp Factor	APos	TPos	Remark
	MHz	dBuV/m	dBuV/m	dB	dBuV	dB/m	dB	dB	cm	deg	
1	30.00	33.54	40.00	-6.46	53.56	18.85	1.01	39.88	---	---	Peak
2	54.25	31.63	40.00	-8.37	50.04	20.19	1.35	39.95	---	---	Peak
3	213.33	27.06	43.50	-16.44	47.60	16.79	2.65	39.98	---	---	Peak
4	293.84	27.77	46.00	-18.23	44.99	19.63	3.09	39.94	---	---	Peak
5	571.26	25.50	46.00	-20.50	35.64	25.21	4.31	39.66	---	---	Peak
6	948.59	31.66	46.00	-14.34	35.65	29.76	5.57	39.32	---	---	Peak

Mode	90	
	LF	
	U-NII-3_5.725-5.85_802.11ax HE40_CH159_Full RU_5795MHz	
ANT	1+2	
Pol.	Horizontal	Vertical
QP/ Peak	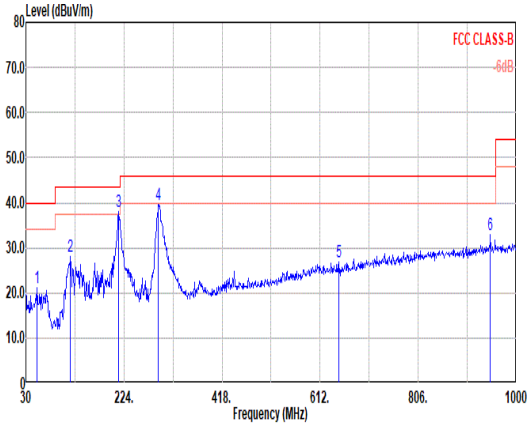	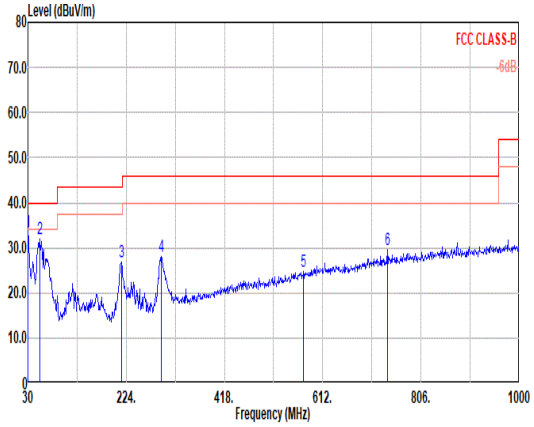

Horizontal:

	Freq	Level	Limit Line	Margin	Read Level	Ant Factor	Cable Loss	Preamp Factor	APos	TPos	Remark
	MHz	dBuV/m	dBuV/m	dB	dBuV	dB/m	dB	dB	cm	deg	
1	51.34	21.23	40.00	-18.77	39.54	20.32	1.31	39.94	---	---	Peak
2	118.27	28.06	43.50	-15.44	49.20	16.95	1.97	40.06	---	---	Peak
3	213.33	37.91	43.50	-5.59	58.45	16.79	2.65	39.98	---	---	Peak
4	291.90	39.49	46.00	-6.51	56.76	19.59	3.08	39.94	---	---	Peak
5	648.86	26.95	46.00	-19.05	35.67	26.29	4.59	39.60	---	---	Peak
6	948.59	33.05	46.00	-12.95	37.04	29.76	5.57	39.32	---	---	Peak

Vertical:

	Freq	Level	Limit Line	Margin	Read Level	Ant Factor	Cable Loss	Preamp Factor	APos	TPos	Remark
	MHz	dBuV/m	dBuV/m	dB	dBuV	dB/m	dB	dB	cm	deg	
1	30.00	33.64	40.00	-6.36	53.66	18.85	1.01	39.88	---	---	Peak
2	54.25	32.09	40.00	-7.91	50.50	20.19	1.35	39.95	---	---	Peak
3	214.30	26.79	43.50	-16.71	47.29	16.83	2.65	39.98	---	---	Peak
4	293.84	27.93	46.00	-18.07	45.15	19.63	3.09	39.94	---	---	Peak
5	574.17	24.67	46.00	-21.33	34.74	25.27	4.32	39.66	---	---	Peak
6	740.04	29.47	46.00	-16.53	36.44	27.66	4.89	39.52	---	---	Peak

Co-location

Radiated Spurious Emission Test Modes

Mode	Band	Band (GHz)	Antenna	Modulation	Channel	Frequency	Data Rate	RU	Remark
Mode 91	CO-TX	5.15-5.25	1+2	802.11n HT40	38	5190	MCS0	-	-
		2400-2483.5	1	Bluetooth-LE	39	2480	2Mbps	-	-
Mode 92	CO-TX	5.15-5.25	1+2	802.11n HT40	38	5190	MCS0	-	-
		2400-2483.5	2+3	802.11n HT40	03	2422	MCS0	Full RU	-

Summary of each worse mode

Mode	Modulation	Ch.	Freq. (MHz)	Level (dBuV/m)	Limit (dBuV/m)	Margin (dB)	Pol.	Peak Avg.	Result	Remark
91	802.11n HT40	38	5036.29	50.92	54.00	-3.08	H	AVERAGE	Pass	Band Edge
	Bluetooth-LE	39	2483.52	41.89	54.00	-12.11	H	AVERAGE	Pass	Band Edge
91	802.11n HT40	38	10380.00	48.11	68.30	-20.19	V	Peak	Pass	Harmonic
92	802.11n HT40	38	5041.23	49.64	54.00	-4.36	H	AVERAGE	Pass	Band Edge
	802.11n HT40	03	2389.63	48.57	54.00	-5.43	H	AVERAGE	Pass	Band Edge
92	802.11n HT40	38	10380.00	48.77	68.30	-19.53	V	Peak	Pass	Harmonic

Mode	91	
	Band Edge - L	
	U-NII-1_5.15-5.25_802.11n HT40_CH38_5190MHz+ Bluetooth-LE_CH39_2480MHz	
ANT	1+2	
Pol.	Horizontal	Fundamental
Peak	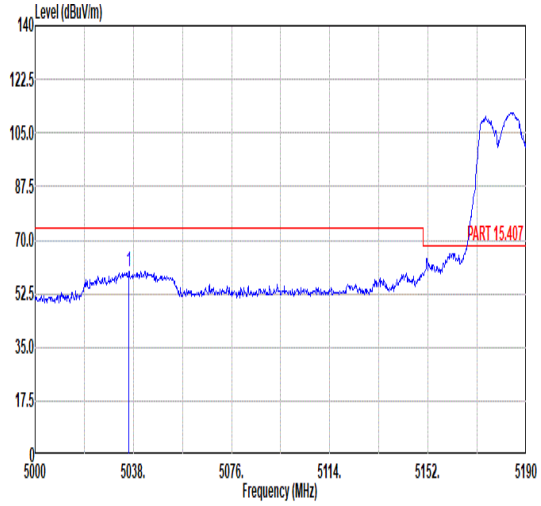 Freq Level Limit Line Margin Read Level Ant Factor Cable Loss Preamp Factor APos TPos Remark MHz dBuV/m dBuV/m dB dBuV dB/m dB dB cm deg 1 5036.29 59.76 74.00 -14.24 46.10 35.81 10.46 32.61 206 268 PEAK	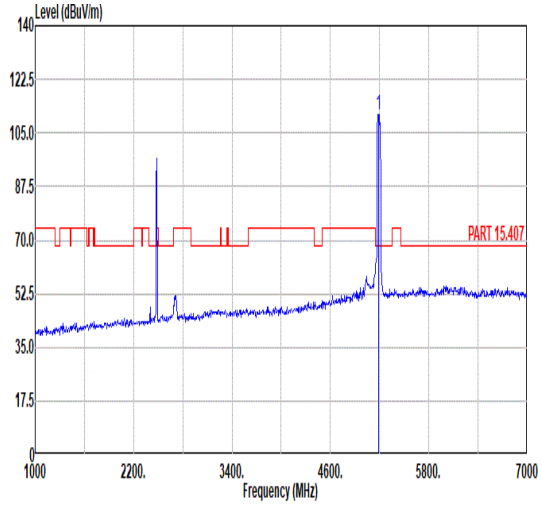 Freq Level Limit Line Margin Read Level Ant Factor Cable Loss Preamp Factor APos TPos Remark MHz dBuV/m dBuV/m dB dBuV dB/m dB dB cm deg 1 5190.00 111.16 ------ ------ 97.49 35.87 10.44 32.64 206 268 PEAK
Avg	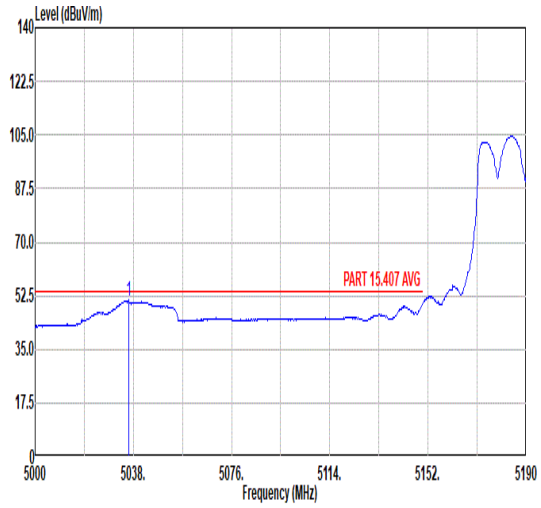 Freq Level Limit Line Margin Read Level Ant Factor Cable Loss Preamp Factor APos TPos Remark MHz dBuV/m dBuV/m dB dBuV dB/m dB dB cm deg 1 5036.29 50.92 54.00 -3.08 37.26 35.81 10.46 32.61 206 268 AVERAGE	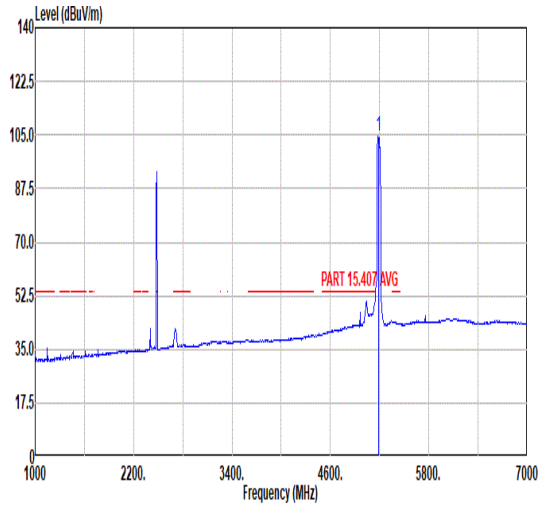 Freq Level Limit Line Margin Read Level Ant Factor Cable Loss Preamp Factor APos TPos Remark MHz dBuV/m dBuV/m dB dBuV dB/m dB dB cm deg 1 5190.00 104.49 ------ ------ 90.82 35.87 10.44 32.64 206 268 AVERAGE

Note: the highest signals over limit are WLAN5G + BLE co-location fundamental signals

Mode	91	
	Band Edge - R	
	U-NII-1_5.15-5.25_802.11n HT40_CH38_5190MHz+ Bluetooth-LE_CH39_2480MHz	
ANT	1+2	
Pol.	Horizontal	Fundamental
Peak	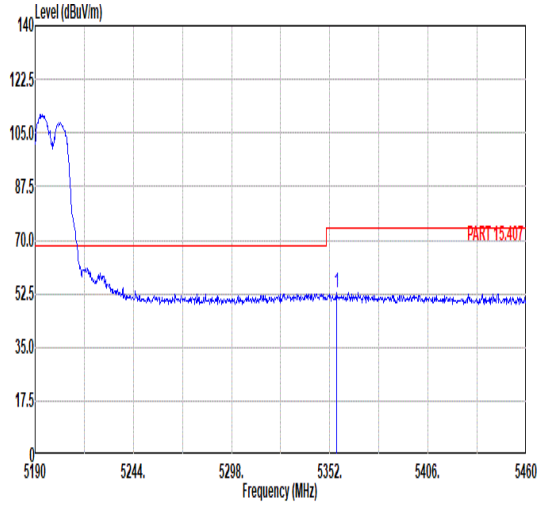 Freq Level Limit Line Margin Read Level Ant Factor Cable Loss Preamp Factor APos TPos Remark MHz dBuV/m dBuV/m dB dBuV dB/m dB dB cm deg 1 5355.78 53.07 74.00 -20.93 39.25 35.94 10.55 32.67 206 268 PEAK	Blank
Avg	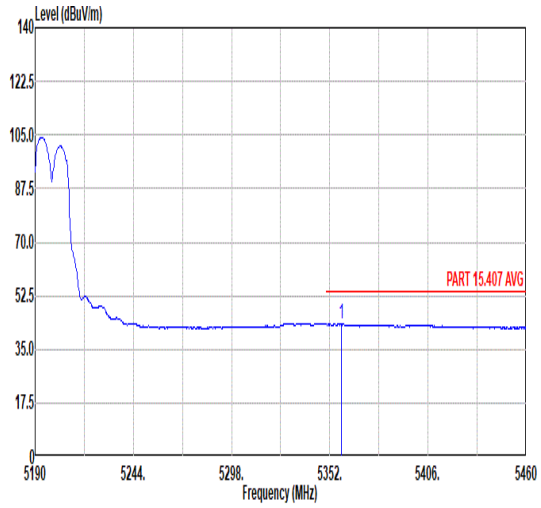 Freq Level Limit Line Margin Read Level Ant Factor Cable Loss Preamp Factor APos TPos Remark MHz dBuV/m dBuV/m dB dBuV dB/m dB dB cm deg 1 5358.21 43.48 54.00 -10.52 29.67 35.94 10.54 32.67 206 268 AVERAGE	Blank

Mode	91	
	Band Edge - L	
	U-NII-1_5.15-5.25_802.11n HT40_CH38_5190MHz+ Bluetooth-LE_CH39_2480MHz	
ANT	1+2	
Pol.	Vertical	Fundamental
Peak	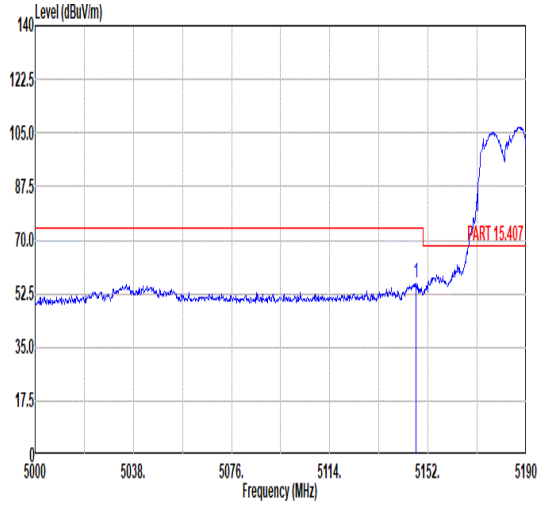 Freq Level Limit Line Margin Read Level Ant Factor Cable Loss Preamp Factor APos TPos Remark MHz dBuV/m dBuV/m dB dBuV dB/m dB dB cm deg 1 5147.44 55.84 74.00 -18.16 42.09 35.86 10.52 32.63 326 330 PEAK	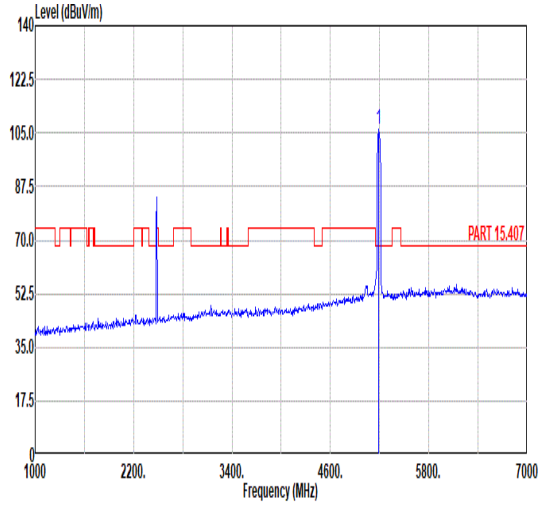 Freq Level Limit Line Margin Read Level Ant Factor Cable Loss Preamp Factor APos TPos Remark MHz dBuV/m dBuV/m dB dBuV dB/m dB dB cm deg 1 5190.00 106.32 ------ ------ 92.65 35.88 10.43 32.64 326 330 PEAK
Avg	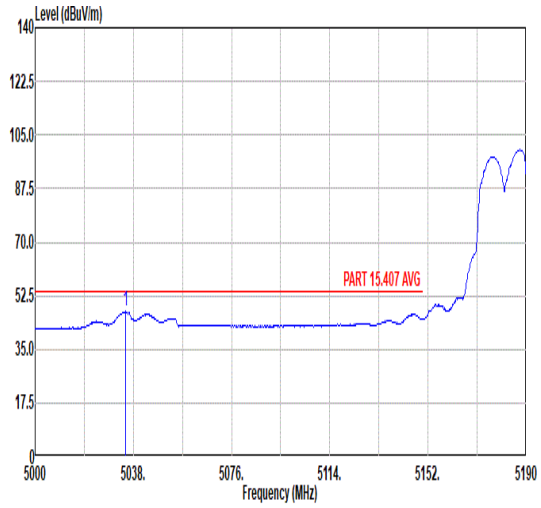 Freq Level Limit Line Margin Read Level Ant Factor Cable Loss Preamp Factor APos TPos Remark MHz dBuV/m dBuV/m dB dBuV dB/m dB dB cm deg 1 5034.96 47.35 54.00 -6.65 33.69 35.81 10.46 32.61 326 330 AVERAGE	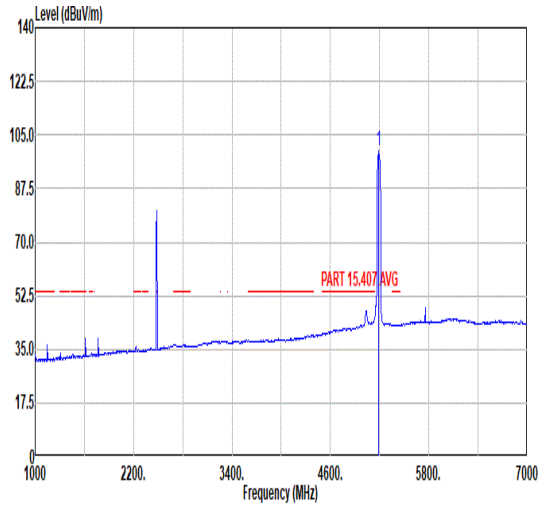 Freq Level Limit Line Margin Read Level Ant Factor Cable Loss Preamp Factor APos TPos Remark MHz dBuV/m dBuV/m dB dBuV dB/m dB dB cm deg 1 5190.00 99.97 ------ ------ 86.30 35.88 10.43 32.64 326 330 AVERAGE

Note: the highest signals over limit are WLAN5G + BLE co-location fundamental signals

Mode	91	
	Band Edge - R	
	U-NII-1_5.15-5.25_802.11n HT40_CH38_5190MHz+ Bluetooth-LE_CH39_2480MHz	
ANT	1+2	
Pol.	Vertical	Fundamental
Peak	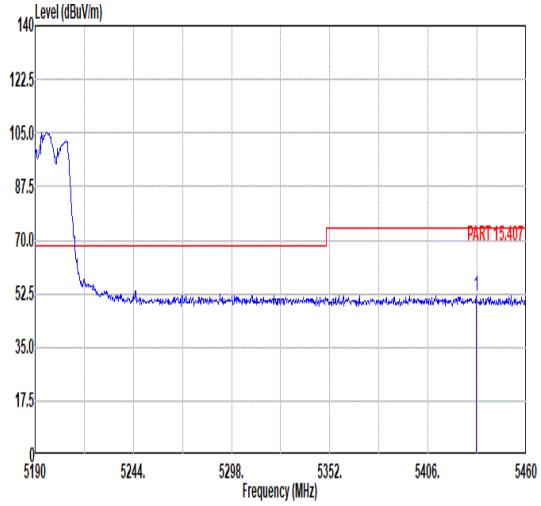 Freq Level Limit Line Margin Read Level Ant Factor Cable Loss Preamp Factor APos TPos Remark MHz dBuV/m dBuV/m dB dBuV dB/m dB dB cm deg 1 5432.46 52.02 74.00 -21.98 38.22 35.97 10.52 32.69 326 330 PEAK	Blank
Avg	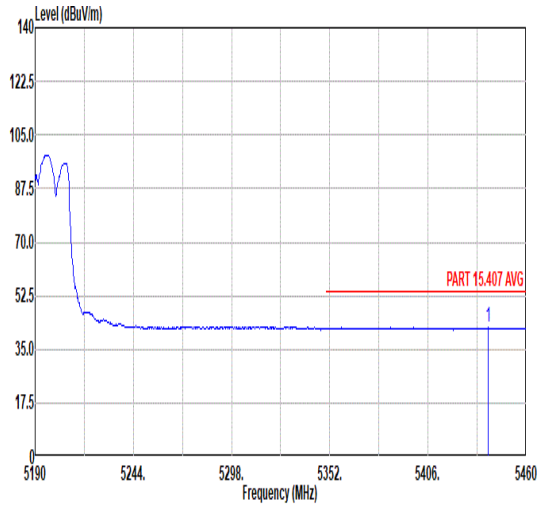 Freq Level Limit Line Margin Read Level Ant Factor Cable Loss Preamp Factor APos TPos Remark MHz dBuV/m dBuV/m dB dBuV dB/m dB dB cm deg 1 5439.21 42.06 54.00 -11.94 28.24 35.98 10.53 32.69 326 330 AVERAGE	Blank

Mode	91	
	Band Edge	
	2400-2483.5_Bluetooth-LE_CH39_2480MHz+802.11n HT40_CH38_5190MHz	
ANT	1	
Pol.	Horizontal	Fundamental
Peak	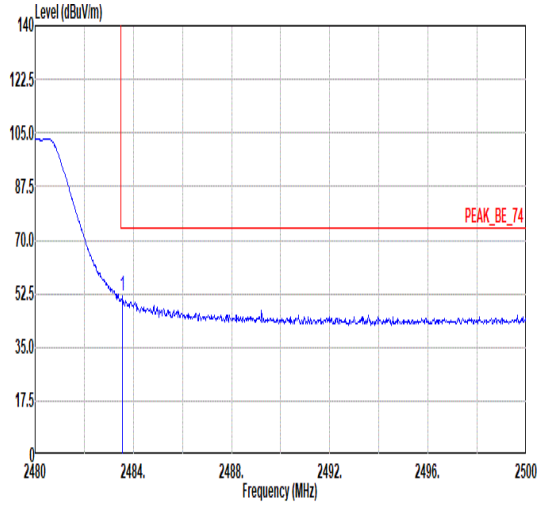 Freq Level Limit Line Margin Read Level Ant Factor Cable Loss Preamp Factor APos TPos Remark MHz dBuV/m dBuV/m dB dBuV dB/m dB dB cm deg 1 2483.56 51.62 74.00 -22.38 46.76 30.49 6.98 32.61 232 250 PEAK	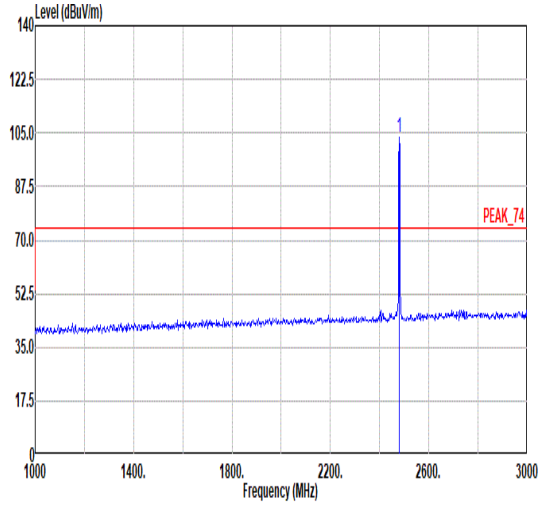 Freq Level Limit Line Margin Read Level Ant Factor Cable Loss Preamp Factor APos TPos Remark MHz dBuV/m dBuV/m dB dBuV dB/m dB dB cm deg 1 2480.00 103.42 ------ ------ 98.58 30.48 6.97 32.61 232 250 PEAK
Avg	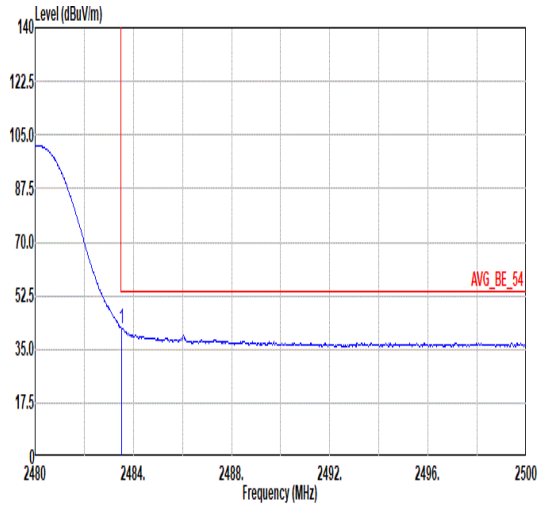 Freq Level Limit Line Margin Read Level Ant Factor Cable Loss Preamp Factor APos TPos Remark MHz dBuV/m dBuV/m dB dBuV dB/m dB dB cm deg 1 2483.52 41.89 54.00 -12.11 37.03 30.49 6.98 32.61 232 250 AVERAGE	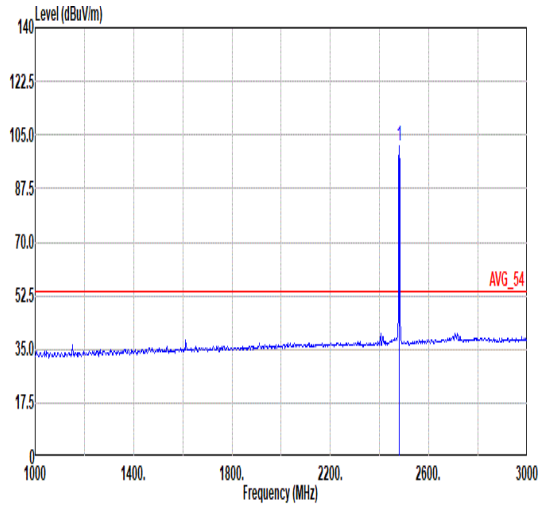 Freq Level Limit Line Margin Read Level Ant Factor Cable Loss Preamp Factor APos TPos Remark MHz dBuV/m dBuV/m dB dBuV dB/m dB dB cm deg 1 2480.00 101.51 ------ ------ 96.67 30.48 6.97 32.61 232 250 AVERAGE

Mode	91	
	Band Edge	
	2400-2483.5_Bluetooth-LE_CH39_2480MHz+802.11n HT40_CH38_5190MHz	
ANT	1	
Pol.	Vertical	Fundamental
Peak	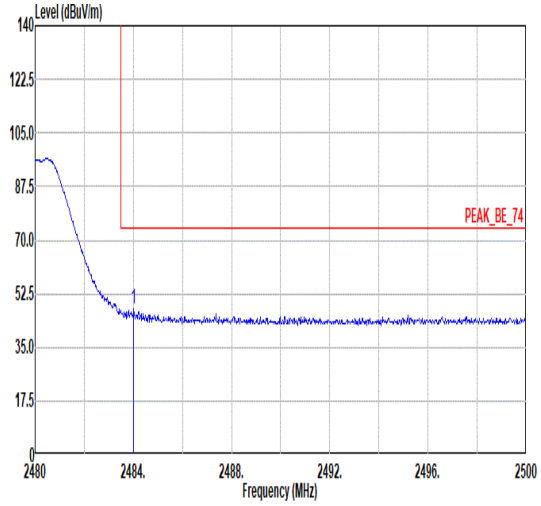 Freq Level Limit Line Margin Read Level Ant Factor Cable Loss Preamp Factor APos TPos Remark MHz dBuV/m dBuV/m dB dBuV dB/m dB dB cm deg 1 2484.02 47.47 74.00 -26.53 42.61 30.49 6.98 32.61 236 250 PEAK	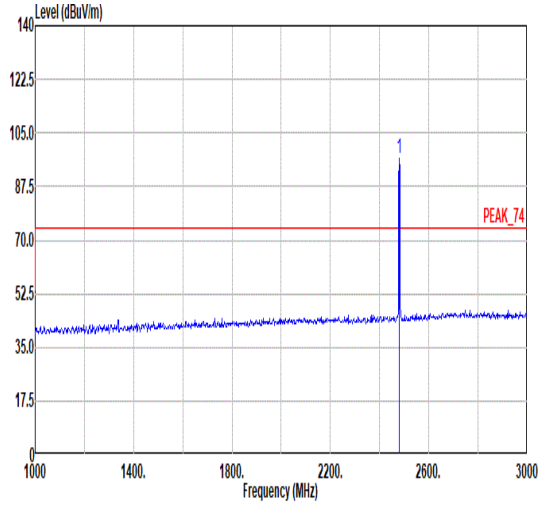 Freq Level Limit Line Margin Read Level Ant Factor Cable Loss Preamp Factor APos TPos Remark MHz dBuV/m dBuV/m dB dBuV dB/m dB dB cm deg 1 2480.00 96.68 ------ ------ 91.84 30.48 6.97 32.61 236 250 PEAK
Avg	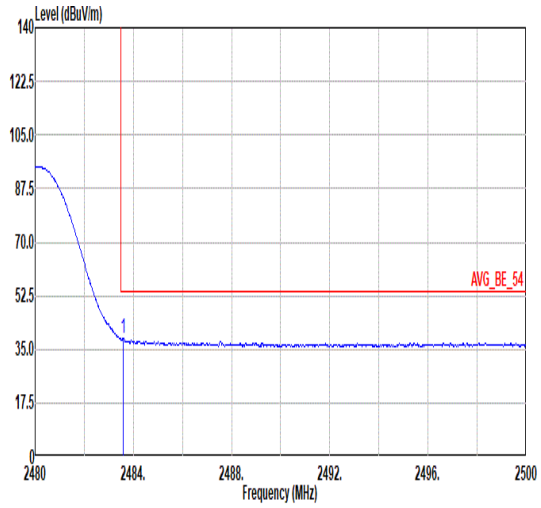 Freq Level Limit Line Margin Read Level Ant Factor Cable Loss Preamp Factor APos TPos Remark MHz dBuV/m dBuV/m dB dBuV dB/m dB dB cm deg 1 2483.60 38.42 54.00 -15.58 33.56 30.49 6.98 32.61 236 250 AVERAGE	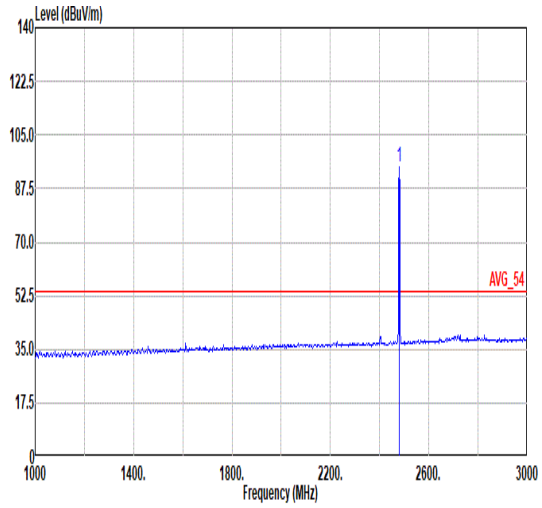 Freq Level Limit Line Margin Read Level Ant Factor Cable Loss Preamp Factor APos TPos Remark MHz dBuV/m dBuV/m dB dBuV dB/m dB dB cm deg 1 2480.00 94.72 ------ ------ 89.88 30.48 6.97 32.61 236 250 AVERAGE

Mode	91	
	Harmonic	
	U-NII-1_5.15-5.25_802.11n HT40_CH38_5190MHz+ Bluetooth-LE_CH39_2480MHz	
ANT	1+2	
Pol.	Horizontal	Vertical
Peak Avg	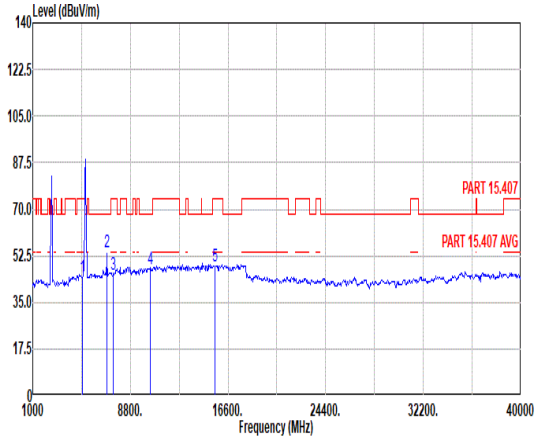 Freq Level Limit Line Margin Read Level Ant Factor Cable Loss Preamp Factor APos TPos Remark MHz dBuV/m dBuV/m dB dBuV dB/m dB dB cm deg 1 4960.00 44.36 74.00 -29.64 50.99 35.71 10.34 52.68 --- --- Peak 2 6919.00 53.89 68.30 -14.41 58.56 36.16 11.30 52.13 184 299 Peak 3 7440.00 45.64 74.00 -28.36 49.29 36.63 12.00 52.28 --- --- Peak 4 10380.00 47.60 68.30 -20.70 46.53 37.90 14.59 51.42 --- --- Peak 5 15570.00 48.49 74.00 -25.51 42.76 40.81 17.17 52.25 --- --- Peak	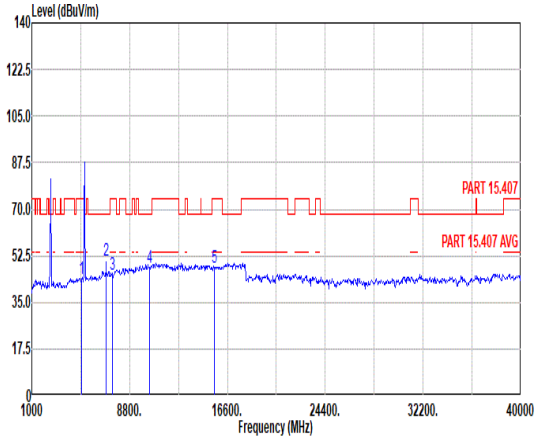 Freq Level Limit Line Margin Read Level Ant Factor Cable Loss Preamp Factor APos TPos Remark MHz dBuV/m dBuV/m dB dBuV dB/m dB dB cm deg 1 4960.00 43.68 74.00 -30.32 50.31 35.71 10.34 52.68 --- --- Peak 2 6919.00 50.61 68.30 -17.69 55.28 36.16 11.30 52.13 359 331 Peak 3 7440.00 45.23 74.00 -28.77 48.88 36.63 12.00 52.28 --- --- Peak 4 10380.00 48.11 68.30 -20.19 47.04 37.90 14.59 51.42 --- --- Peak 5 15570.00 48.23 74.00 -25.77 42.50 40.81 17.17 52.25 --- --- Peak

Note: the highest signals over limit are WLAN5G + BLE co-location fundamental signals

Mode	92	
	Band Edge - L	
	U-NII-1_5.15-5.25_802.11n HT40_CH38_5190MHz+802.11n HT40_CH03_Full RU_2422MHz	
ANT	1+2	
Pol.	Horizontal	Fundamental
Peak	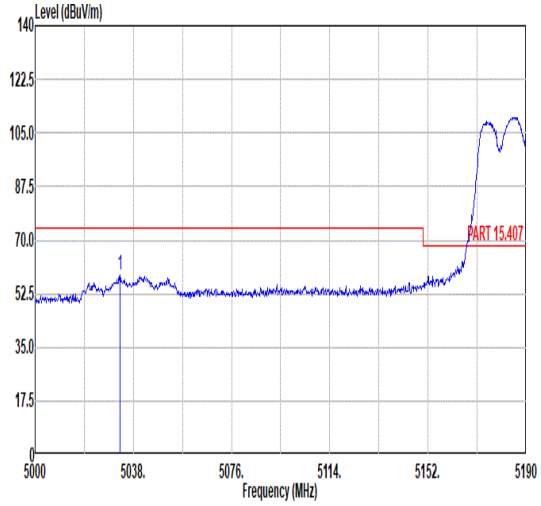 Freq Level Limit Line Margin Read Level Ant Factor Cable Loss Preamp Factor APos TPos Remark MHz dBuV/m dBuV/m dB dBuV dB/m dB dB cm deg 1 5032.87 58.61 74.00 -15.39 44.96 35.81 10.45 32.61 204 267 PEAK	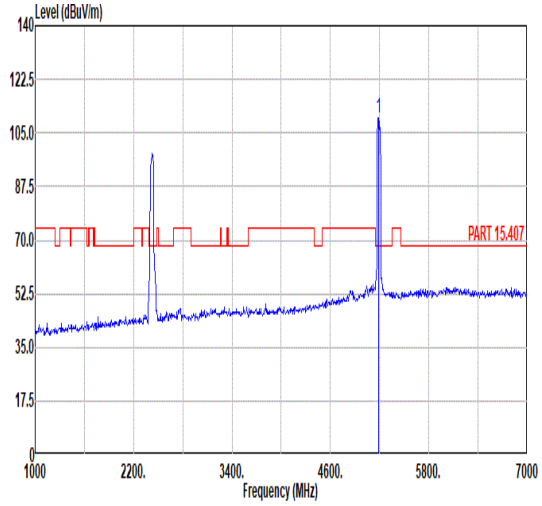 Freq Level Limit Line Margin Read Level Ant Factor Cable Loss Preamp Factor APos TPos Remark MHz dBuV/m dBuV/m dB dBuV dB/m dB dB cm deg 1 5190.00 110.02 ------ ------ 96.35 35.87 10.44 32.64 204 267 PEAK
Avg	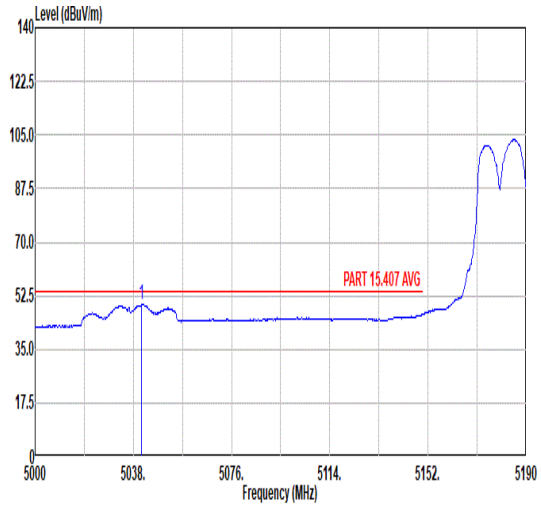 Freq Level Limit Line Margin Read Level Ant Factor Cable Loss Preamp Factor APos TPos Remark MHz dBuV/m dBuV/m dB dBuV dB/m dB dB cm deg 1 5041.23 49.64 54.00 -4.36 35.96 35.82 10.47 32.61 204 267 AVERAGE	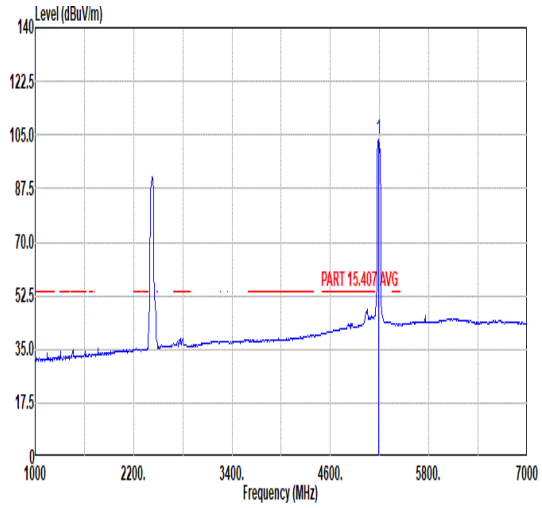 Freq Level Limit Line Margin Read Level Ant Factor Cable Loss Preamp Factor APos TPos Remark MHz dBuV/m dBuV/m dB dBuV dB/m dB dB cm deg 1 5190.00 103.33 ------ ------ 89.66 35.88 10.43 32.64 204 267 AVERAGE

Note: the highest signals over limit are WLAN5G + WLAN2.4G co-location fundamental signals

Mode	92	
	Band Edge - R	
	U-NII-1_5.15-5.25_802.11n HT40_CH38_5190MHz+802.11n HT40_CH03_Full RU_2422MHz	
ANT	1+2	
Pol.	Horizontal	Fundamental
Peak	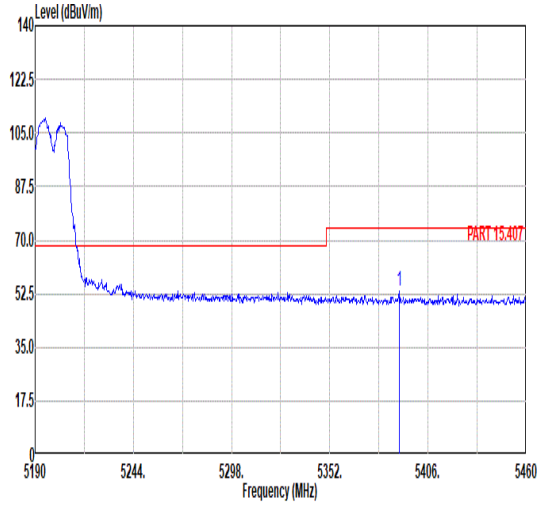 Freq Level Limit Line Margin Read Level Ant Factor Cable Loss Preamp Factor APos TPos Remark MHz dBuV/m dBuV/m dB dBuV dB/m dB dB cm deg 1 5390.34 53.26 74.00 -20.74 39.47 35.96 10.51 32.68 204 267 PEAK	Blank
Avg	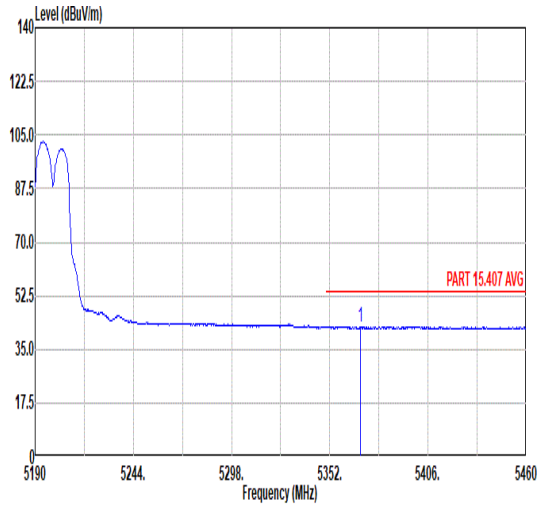 Freq Level Limit Line Margin Read Level Ant Factor Cable Loss Preamp Factor APos TPos Remark MHz dBuV/m dBuV/m dB dBuV dB/m dB dB cm deg 1 5369.01 42.40 54.00 -11.60 28.59 35.95 10.53 32.67 204 267 AVERAGE	Blank

Mode	92	
	Band Edge - L	
	U-NII-1_5.15-5.25_802.11n HT40_CH38_5190MHz+802.11n HT40_CH03_Full RU_2422MHz	
ANT	1+2	
Pol.	Vertical	Fundamental
Peak	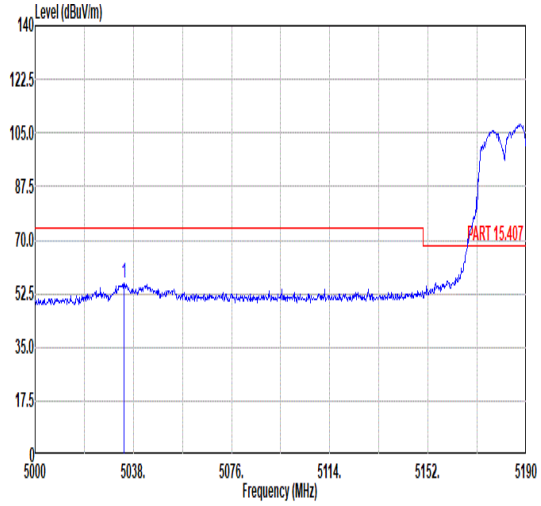 Freq Level Limit Line Margin Read Level Ant Factor Cable Loss Preamp Factor APos TPos Remark MHz dBuV/m dBuV/m dB dBuV dB/m dB dB cm deg 1 5034.39 55.75 74.00 -18.25 42.10 35.81 10.45 32.61 326 330 PEAK	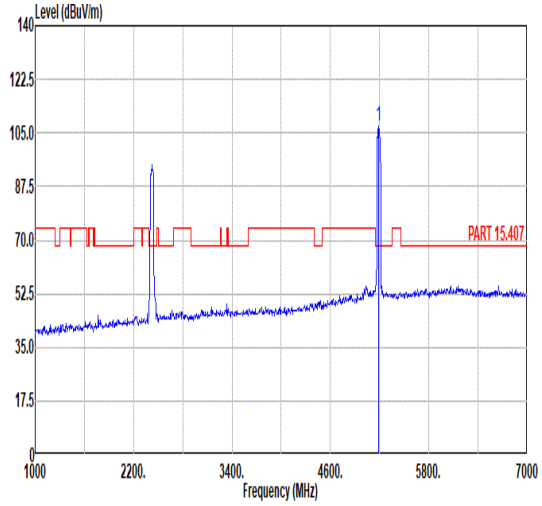 Freq Level Limit Line Margin Read Level Ant Factor Cable Loss Preamp Factor APos TPos Remark MHz dBuV/m dBuV/m dB dBuV dB/m dB dB cm deg 1 5190.00 107.43 ------ ------ 93.76 35.88 10.43 32.64 326 330 PEAK
Avg	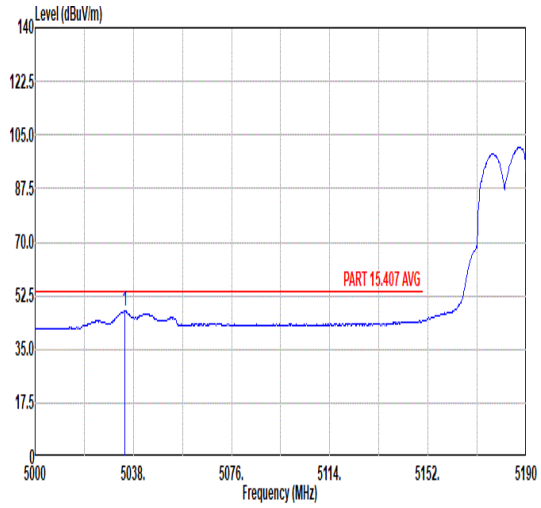 Freq Level Limit Line Margin Read Level Ant Factor Cable Loss Preamp Factor APos TPos Remark MHz dBuV/m dBuV/m dB dBuV dB/m dB dB cm deg 1 5034.58 47.54 54.00 -6.46 33.89 35.81 10.45 32.61 326 330 AVERAGE	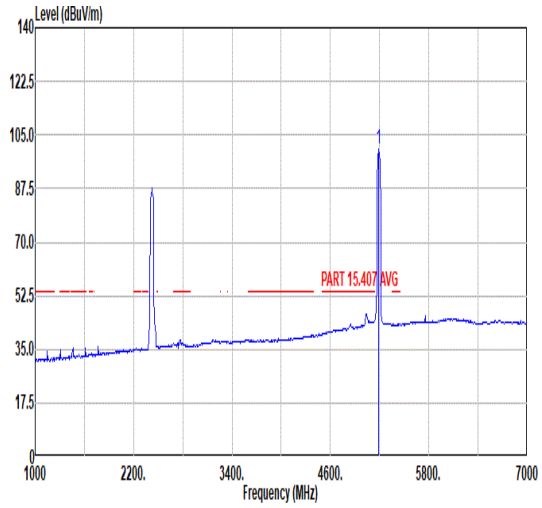 Freq Level Limit Line Margin Read Level Ant Factor Cable Loss Preamp Factor APos TPos Remark MHz dBuV/m dBuV/m dB dBuV dB/m dB dB cm deg 1 5190.00 100.56 ------ ------ 86.89 35.88 10.43 32.64 326 330 AVERAGE

Note: the highest signals over limit are WLAN5G + WLAN2.4G co-location fundamental signals

Mode	92	
	Band Edge - R	
	U-NII-1_5.15-5.25_802.11n HT40_CH38_5190MHz+802.11n HT40_CH03_Full RU_2422MHz	
ANT	1+2	
Pol.	Vertical	Fundamental
Peak	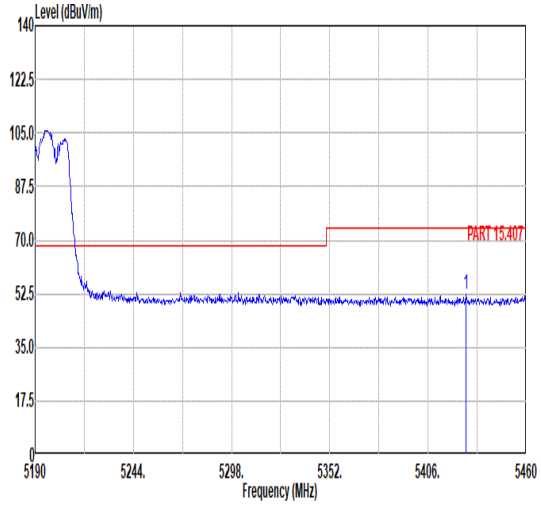 Freq Level Limit Line Margin Read Level Ant Factor Cable Loss Preamp Factor APos TPos Remark MHz dBuV/m dBuV/m dB dBuV dB/m dB dB cm deg 1 5426.79 52.48 74.00 -21.52 38.68 35.97 10.52 32.69 326 330 PEAK	Blank
Avg	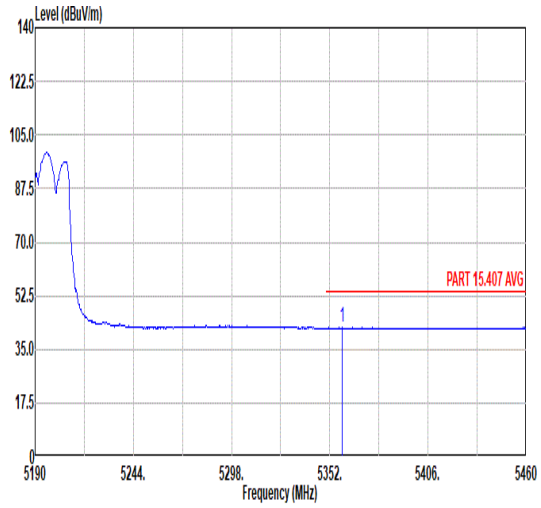 Freq Level Limit Line Margin Read Level Ant Factor Cable Loss Preamp Factor APos TPos Remark MHz dBuV/m dBuV/m dB dBuV dB/m dB dB cm deg 1 5358.75 42.45 54.00 -11.55 28.64 35.94 10.54 32.67 326 330 AVERAGE	Blank

Mode	92	
	Band Edge - L	
	2400-2483.5_802.11n HT40_CH03_Full RU_2422MHz+802.11n HT40_CH38_5190MHz	
ANT	2+3	
Pol.	Horizontal	Fundamental
Peak	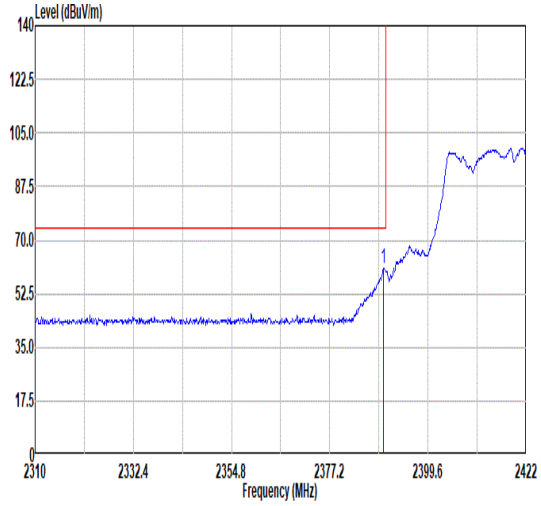 Freq Level Limit Line Margin Read Level Ant Factor Cable Loss Preamp Factor APos TPos Remark MHz dBuV/m dBuV/m dB dBuV dB/m dB dB cm deg 1 2389.41 60.66 74.00 -13.34 56.02 30.41 6.87 32.64 214 246 PEAK	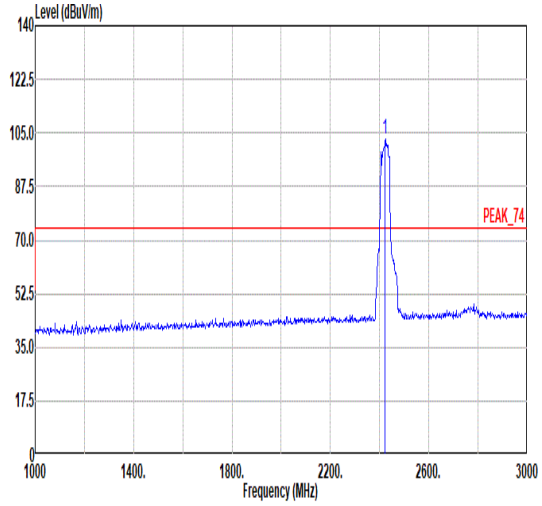 Freq Level Limit Line Margin Read Level Ant Factor Cable Loss Preamp Factor APos TPos Remark MHz dBuV/m dBuV/m dB dBuV dB/m dB dB cm deg 1 2422.00 102.82 ------ ------ 98.10 30.44 6.91 32.63 214 246 PEAK
Avg	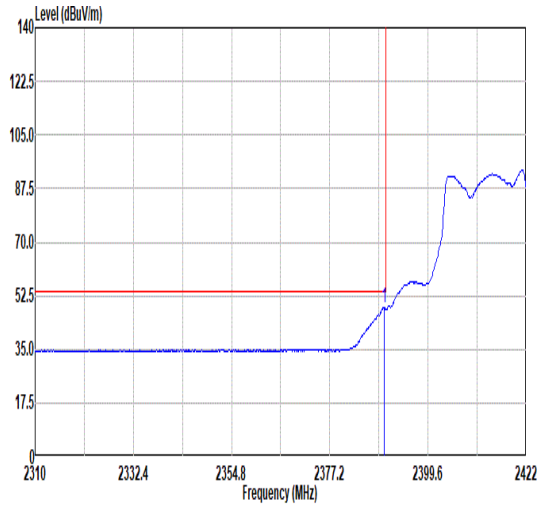 Freq Level Limit Line Margin Read Level Ant Factor Cable Loss Preamp Factor APos TPos Remark MHz dBuV/m dBuV/m dB dBuV dB/m dB dB cm deg 1 2389.63 48.57 54.00 -5.43 43.93 30.41 6.87 32.64 214 246 AVERAGE	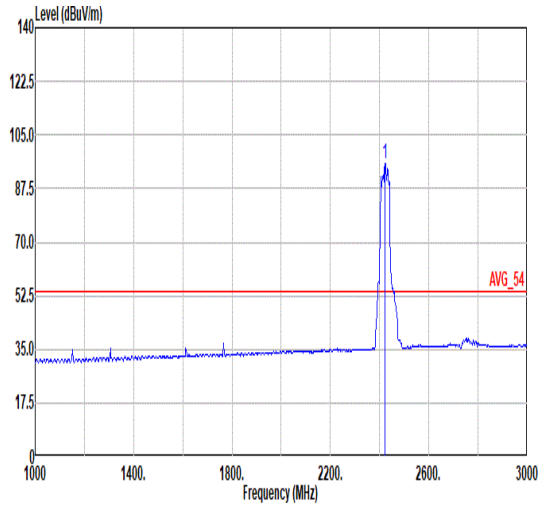 Freq Level Limit Line Margin Read Level Ant Factor Cable Loss Preamp Factor APos TPos Remark MHz dBuV/m dBuV/m dB dBuV dB/m dB dB cm deg 1 2422.00 95.71 ------ ------ 90.99 30.44 6.91 32.63 214 246 AVERAGE

Mode	92	
	Band Edge - R	
	2400-2483.5_802.11n HT40_CH03_Full RU_2422MHz+802.11n HT40_CH38_5190MHz	
ANT	2+3	
Pol.	Horizontal	Fundamental
Peak	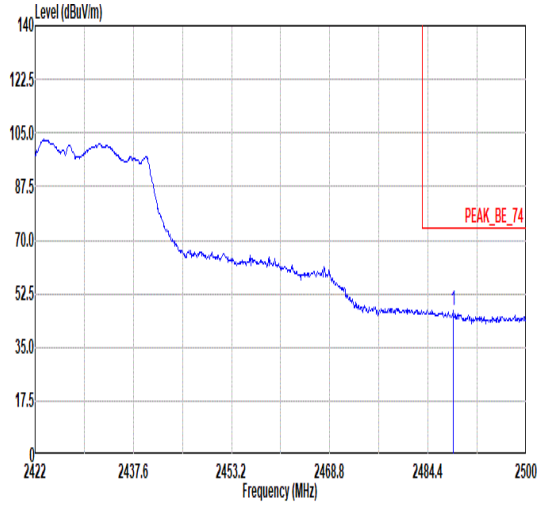 Freq Level Limit Line Margin Read Level Ant Factor Cable Loss Preamp Factor APos TPos Remark MHz dBuV/m dBuV/m dB dBuV dB/m dB dB cm deg 1 2488.38 47.01 74.00 -26.99 42.14 30.49 6.98 32.60 214 246 PEAK	Blank
Avg	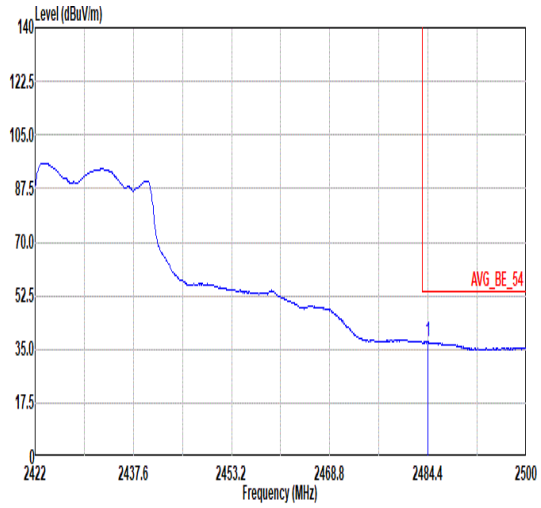 Freq Level Limit Line Margin Read Level Ant Factor Cable Loss Preamp Factor APos TPos Remark MHz dBuV/m dBuV/m dB dBuV dB/m dB dB cm deg 1 2484.32 37.45 54.00 -16.55 32.59 30.49 6.98 32.61 214 246 AVERAGE	Blank

Mode	92	
	Band Edge - L	
	2400-2483.5_802.11n HT40_CH03_Full RU_2422MHz+802.11n HT40_CH38_5190MHz	
ANT	2+3	
Pol.	Vertical	Fundamental
Peak	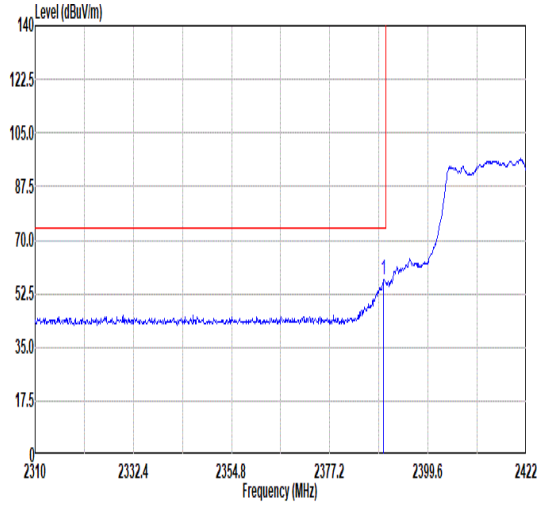 Freq Level Limit Line Margin Read Level Ant Factor Cable Loss Preamp Factor APos TPos Remark MHz dBuV/m dBuV/m dB dBuV dB/m dB dB cm deg 1 2389.52 57.05 74.00 -16.95 52.41 30.41 6.87 32.64 103 267 PEAK	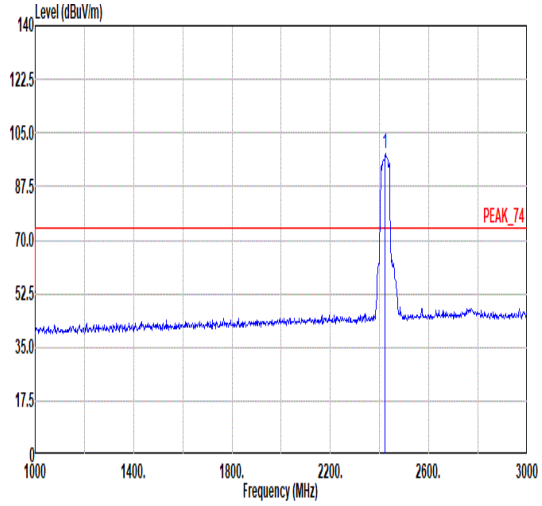 Freq Level Limit Line Margin Read Level Ant Factor Cable Loss Preamp Factor APos TPos Remark MHz dBuV/m dBuV/m dB dBuV dB/m dB dB cm deg 1 2422.00 98.20 ------ ------ 93.48 30.44 6.91 32.63 103 267 PEAK
Avg	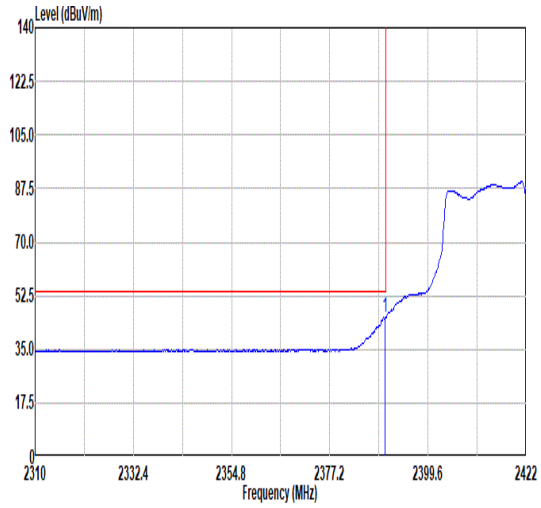 Freq Level Limit Line Margin Read Level Ant Factor Cable Loss Preamp Factor APos TPos Remark MHz dBuV/m dBuV/m dB dBuV dB/m dB dB cm deg 1 2389.74 45.32 54.00 -8.68 40.68 30.41 6.87 32.64 103 267 AVERAGE	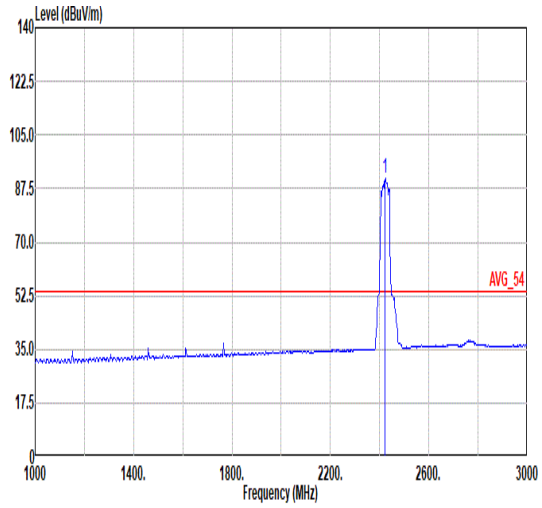 Freq Level Limit Line Margin Read Level Ant Factor Cable Loss Preamp Factor APos TPos Remark MHz dBuV/m dBuV/m dB dBuV dB/m dB dB cm deg 1 2422.00 90.84 ------ ------ 86.12 30.44 6.91 32.63 103 267 AVERAGE

Mode	92	
	Band Edge - R	
	2400-2483.5_802.11n HT40_CH03_Full RU_2422MHz+802.11n HT40_CH38_5190MHz	
ANT	2+3	
Pol.	Vertical	Fundamental
Peak	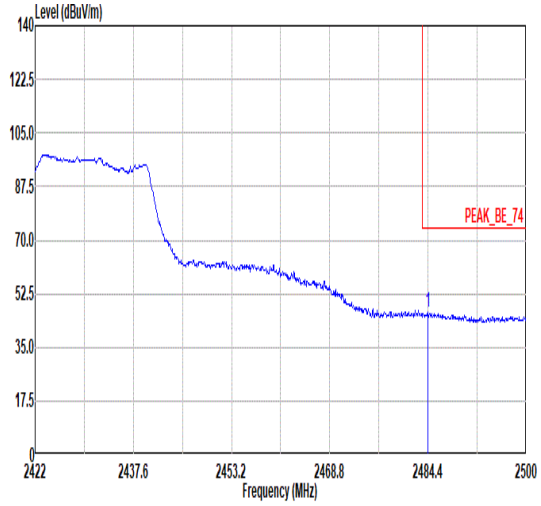 Freq Level Limit Line Margin Read Level Ant Factor Cable Loss Preamp Factor APos TPos Remark MHz dBuV/m dBuV/m dB dBuV dB/m dB dB cm deg 1 2484.32 46.51 74.00 -27.49 41.65 30.49 6.98 32.61 103 267 PEAK	Blank
Avg	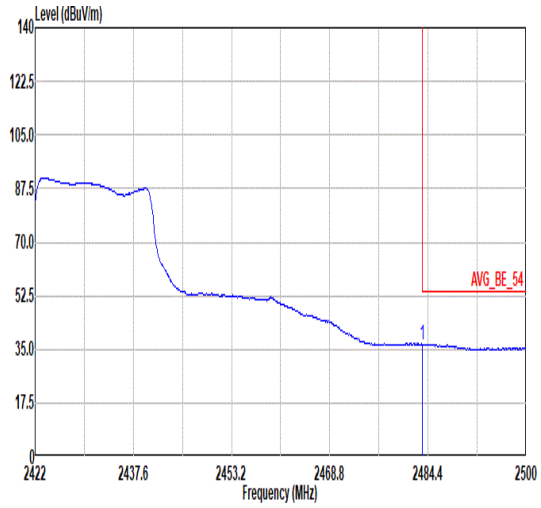 Freq Level Limit Line Margin Read Level Ant Factor Cable Loss Preamp Factor APos TPos Remark MHz dBuV/m dBuV/m dB dBuV dB/m dB dB cm deg 1 2483.54 36.66 54.00 -17.34 31.80 30.49 6.98 32.61 103 267 AVERAGE	Blank

Mode	92	
	Harmonic	
	U-NII-1_5.15-5.25_802.11n HT40_CH38_5190MHz+802.11n HT40_CH03_Full RU_2422MHz	
ANT	1+2	
Pol.	Horizontal	Vertical
Peak Avg	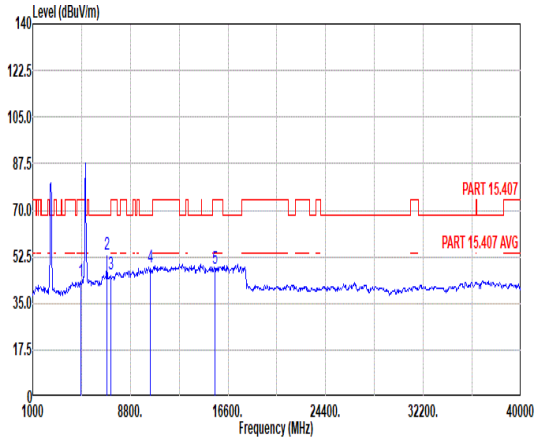 Freq Level Limit Line Margin Read Level Ant Factor Cable Loss Preamp Factor APos TPos Remark MHz dBuV/m dBuV/m dB dBuV dB/m dB dB cm deg 1 4844.00 43.48 74.00 -30.52 50.43 35.46 10.20 52.61 --- --- Peak 2 6919.00 53.46 68.30 -14.84 58.13 36.16 11.30 52.13 184 298 Peak 3 7266.00 46.14 74.00 -27.86 49.99 36.42 11.94 52.21 --- --- Peak 4 10380.00 48.69 68.30 -19.61 47.62 37.90 14.59 51.42 --- --- Peak 5 15570.00 48.09 74.00 -25.91 42.36 40.81 17.17 52.25 --- --- Peak	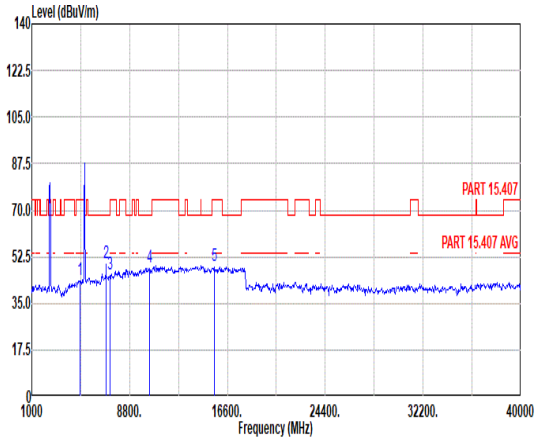 Freq Level Limit Line Margin Read Level Ant Factor Cable Loss Preamp Factor APos TPos Remark MHz dBuV/m dBuV/m dB dBuV dB/m dB dB cm deg 1 4844.00 43.75 74.00 -30.25 50.70 35.46 10.20 52.61 --- --- Peak 2 6919.00 50.19 68.30 -18.11 54.86 36.16 11.30 52.13 359 331 Peak 3 7266.00 46.18 74.00 -27.82 50.03 36.42 11.94 52.21 --- --- Peak 4 10380.00 48.77 68.30 -19.53 47.70 37.90 14.59 51.42 --- --- Peak 5 15570.00 48.95 74.00 -25.05 43.22 40.81 17.17 52.25 --- --- Peak

Note: the highest signals over limit are WLAN5G + WLAN2.4G co-location fundamental signals

Appendix D. Duty Cycle Plots

Band	Duty Cycle(%)	T(ms)	1/T(kHz)	VBW Setting
802.11a_ANT1	98.98	-	-	10Hz
802.11a_ANT2	99.32	-	-	10Hz
802.11n HT20_ANT1	100	-	-	10Hz
802.11n HT20_ANT2	100	-	-	10Hz
802.11n HT40_ANT1	100	-	-	10Hz
802.11n HT40_ANT2	100	-	-	10Hz
802.11ac VHT80_ANT1	99.36	-	-	10Hz
802.11ac VHT80_ANT2	99.36	-	-	10Hz
802.11ax HE20_ANT1	100	-	-	10Hz
802.11ax HE20_ANT2	100	-	-	10Hz
802.11ax HE20 RU 26/0_ANT1	100	-	-	10Hz
802.11ax HE20 RU 52/40_ANT1	100	-	-	10Hz
802.11ax HE20 RU 106/53_ANT1	100	-	-	10Hz
802.11ax HE20 RU 26/0_ANT2	100	-	-	10Hz
802.11ax HE20 RU 52/40_ANT2	100	-	-	10Hz
802.11ax HE20 RU 106/53_ANT2	100	-	-	10Hz
802.11ax HE40_ANT1	100	-	-	10Hz
802.11ax HE40_ANT2	100	-	-	10Hz
802.11ax HE80_ANT1	99.22	-	-	10Hz
802.11ax HE80_ANT2	99.22	-	-	10Hz

802.11a_ANT1

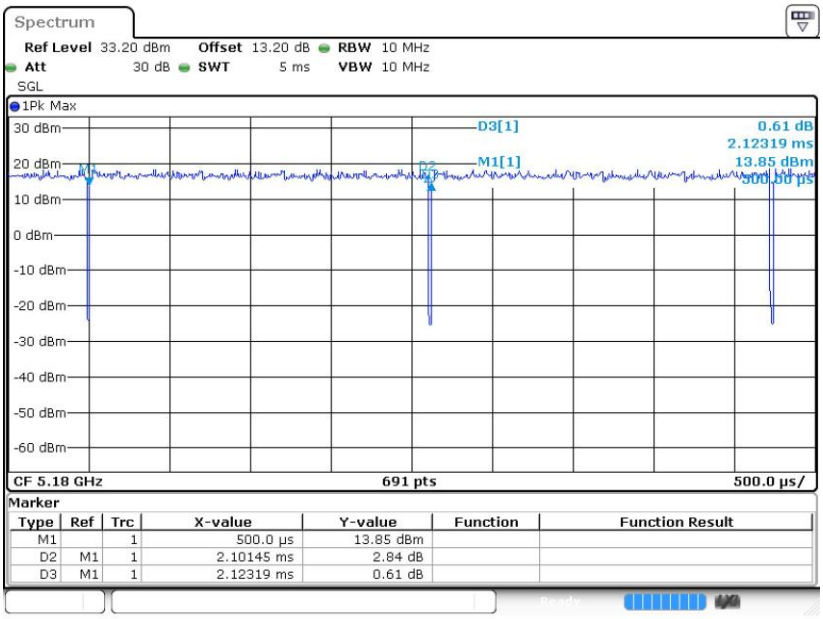

802.11a_ANT2

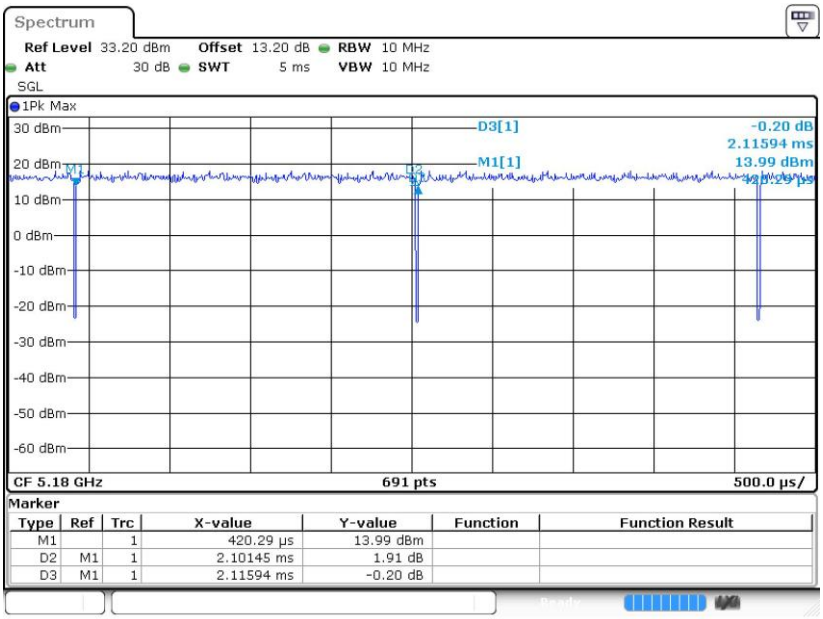

802.11n HT20_ANT1

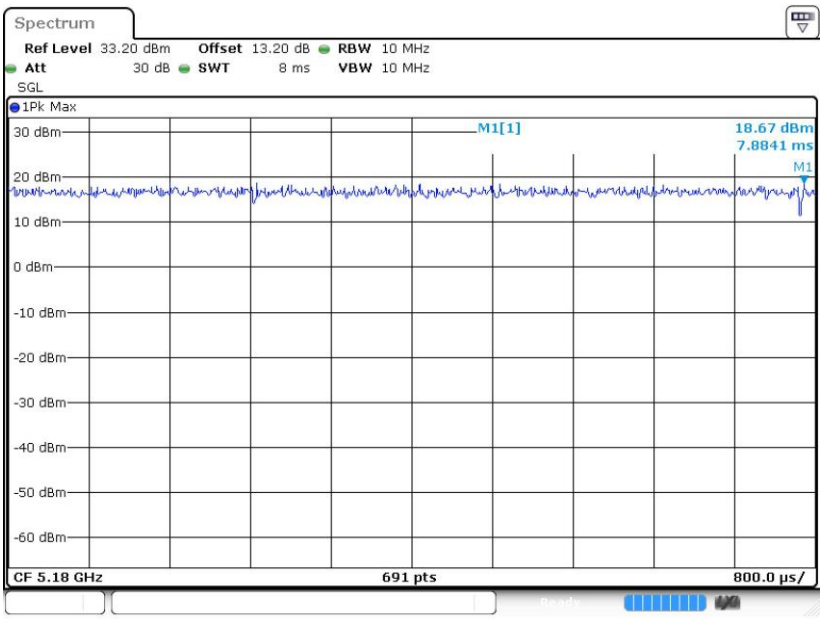

802.11n HT20_ANT2

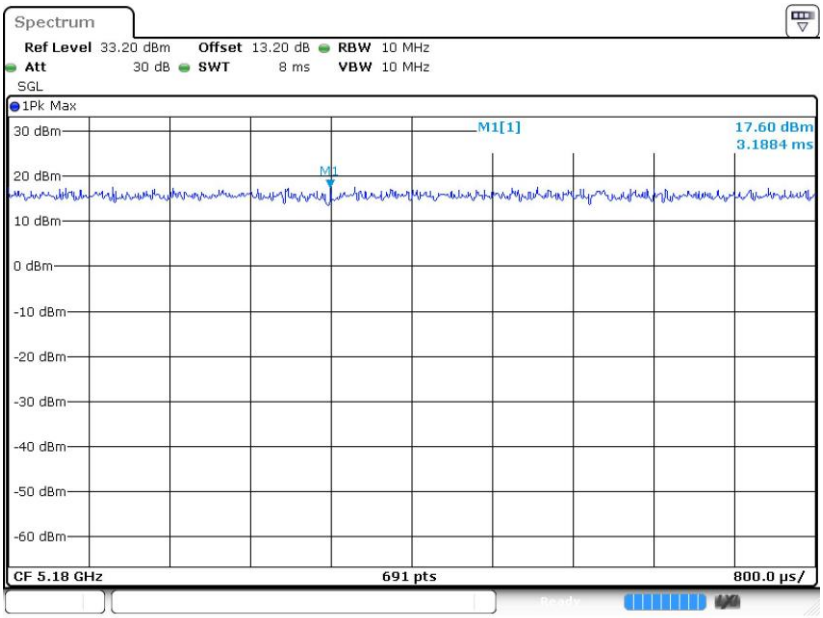

802.11n HT40_ANT1

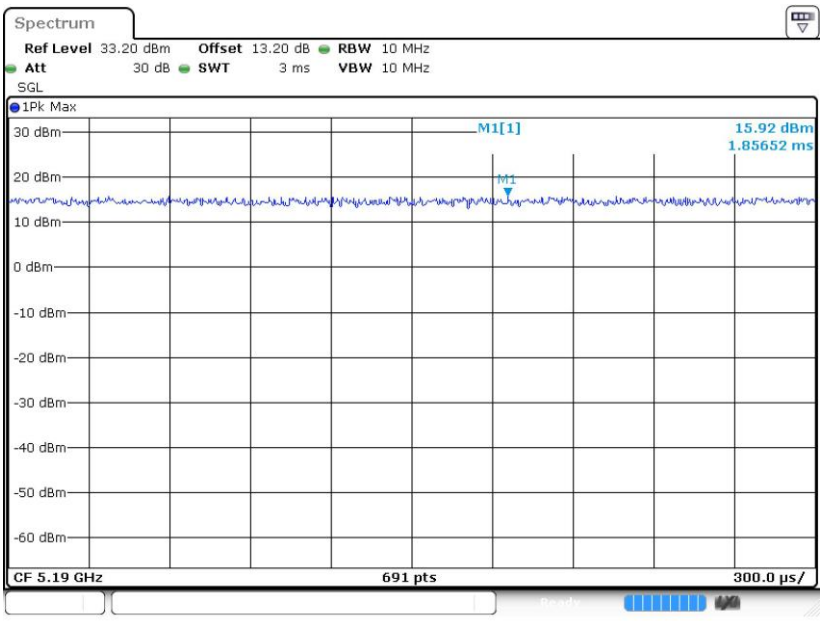

802.11n HT40_ANT2

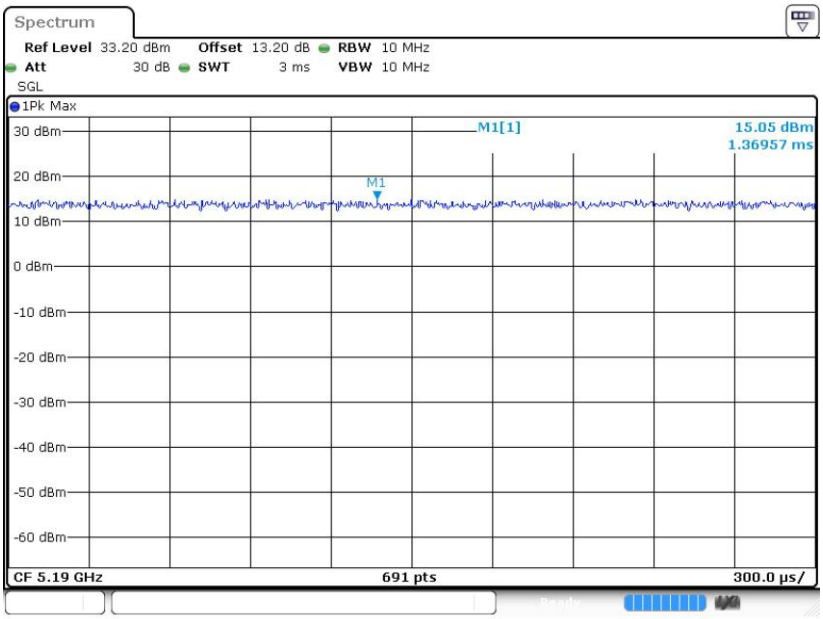

802.11ac VHT80_ANT1

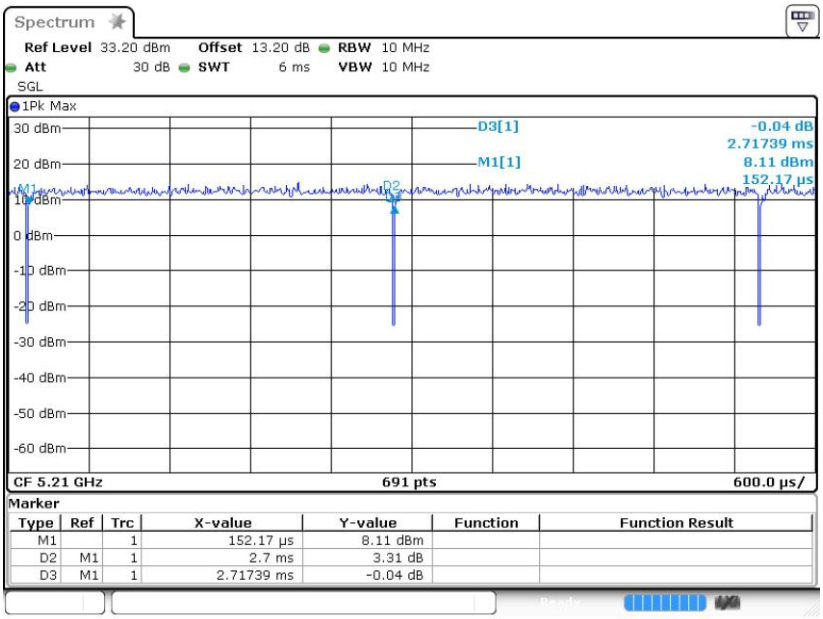
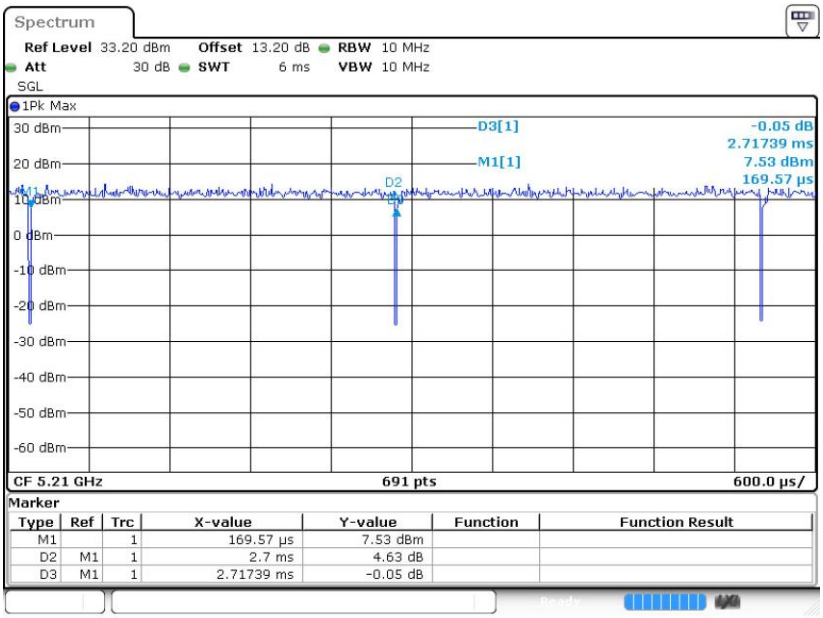
802.11ac VHT80_ANT2