FCC Test Report

FCC ID	:	**2AX39-0029907540**
Equipment	:	**Infiot Extensible Edge**
Brand Name	:	**Infiot**
Model Name	:	**iXEdge-101**
Applicant	:	**Infiot Inc** **75 E Santa Clara St. Suite 600, San Jose, CA 95113, USA**
Manufacturer	:	**Infiot Inc** **75 E Santa Clara St. Suite 600, San Jose, CA 95113, USA**
Standard	:	**47 CFR FCC Part 15.247**

The product was received on Aug. 27, 2020, and testing was started from Sep. 09, 2020 and completed on Sep. 24, 2020. We, SPORTON INTERNATIONAL INC. EMC & Wireless Communications Laboratory, would like to declare that the tested sample has been evaluated in accordance with the procedures given in ANSI C63.10-2013 and shown compliance with the applicable technical standards.

The test results in this report apply exclusively to the tested model / sample. Without written approval of SPORTON INTERNATIONAL INC. EMC & Wireless Communications Laboratory, the test report shall not be reproduced except in full.

Approved by: Allen Lin

SPORTON INTERNATIONAL INC. EMC & Wireless Communications Laboratory

No. 52, Huaya 1st Rd., Guishan Dist., Taoyuan City, Taiwan (R.O.C.)

Table of Contents

HISTORY OF THIS TEST REPORT **3**

SUMMARY OF TEST RESULT **4**

1 GENERAL DESCRIPTION **5**

1.1 Information 5
1.2 Testing Applied Standards 7
1.3 Testing Location Information 7
1.4 Measurement Uncertainty 7

2 TEST CONFIGURATION OF EUT **8**

2.1 Test Condition 8
2.2 Test Channel Mode 8
2.3 The Worst Case Measurement Configuration 9
2.4 Accessories 10
2.5 Support Equipment 10
2.6 Test Setup Diagram 11

3 TRANSMITTER TEST RESULT **12**

3.1 AC Power-line Conducted Emissions 12
3.2 DTS Bandwidth 14
3.3 Maximum Conducted Output Power 15
3.4 Power Spectral Density 17
3.5 Emissions in Non-restricted Frequency Bands 18
3.6 Emissions in Restricted Frequency Bands 19

4 TEST EQUIPMENT AND CALIBRATION DATA **23**

APPENDIX A. TEST RESULTS OF AC POWER-LINE CONDUCTED EMISSIONS

APPENDIX B. TEST RESULTS OF DTS BANDWIDTH

APPENDIX C. TEST RESULTS OF MAXIMUM CONDUCTED OUTPUT POWER

APPENDIX D. TEST RESULTS OF POWER SPECTRAL DENSITY

APPENDIX E. TEST RESULTS OF EMISSIONS IN NON-RESTRICTED FREQUENCY BANDS

APPENDIX F. TEST RESULTS OF EMISSIONS IN RESTRICTED FREQUENCY BANDS

APPENDIX G. TEST PHOTOS

PHOTOGRAPHS OF EUT V01

History of this test report

Report No.	Version	Description	Issued Date
FR082630AC	01	Initial issue of report	Dec. 04, 2020

Summary of Test Result

Report Clause	Ref. Std. Clause	Test Items	Result (PASS/FAIL)	Remark
1.1.2	15.203	Antenna Requirement	PASS	-
3.1	15.207	AC Power-line Conducted Emissions	PASS	-
3.2	15.247(a)	DTS Bandwidth	PASS	-
3.3	15.247(b)	Maximum Conducted Output Power	PASS	-
3.4	15.247(e)	Power Spectral Density	PASS	-
3.5	15.247(d)	Emissions in Non-restricted Frequency Bands	PASS	-
3.6	15.247(d)	Emissions in Restricted Frequency Bands	PASS	-

Declaration of Conformity:
The test results with all measurement uncertainty excluded are presented in accordance with the regulation limits or requirements declared by manufacturers.
Comments and explanations:
The EUT supports beamforming and CDD modes, and the CDD mode is the worse case. Therefore, all test items are evaluated in the report. The beamforming mode only evaluateds the output power.

Reviewed by: Sam Tsai

Report Producer: Jenny Yang

1 General Description

1.1 Information

1.1.1 RF General Information

Frequency Range (MHz)	IEEE Std. 802.11	Ch. Frequency (MHz)	Channel Number
2400-2483.5	b, g, n (HT20)	2412-2462	1-11 [11]
2400-2483.5	n (HT40)	2422-2452	3-9 [7]

Non-Beamforming

Band	Mode	BWch (MHz)	Nant
2.4-2.4835GHz	802.11b	20	2TX
2.4-2.4835GHz	802.11g	20	2TX
2.4-2.4835GHz	802.11n HT20	20	2TX
2.4-2.4835GHz	802.11n HT40	40	2TX

Beamforming

Band	Mode	BWch (MHz)	Nant
2.4-2.4835GHz	802.11n HT20-BF	20	2TX
2.4-2.4835GHz	802.11n HT40-BF	40	2TX

Note:
- 11b mode uses a combination of DSSS-DBPSK, DQPSK, CCK modulation.
- 11g, HT20 and HT40 use a combination of OFDM-BPSK, QPSK, 16QAM, 64QAM modulation.
- BWch is the nominal channel bandwidth.

1.1.2 Antenna Information

Ant.	Brand	Model Name	Antenna Type	Connector
1	Master Wave	7102A0455000	Dipole	Reverse SMA
2	Master Wave	7102A0455000	Dipole	Reverse SMA
3	Master Wave	7102A046400	Dipole	Reverse SMA

Ant.	Port	Gain (dBi)		
		2.4G	5G	BT
1	1	3.19	5.85	-
2	2	3.19	5.85	-
3	1	-	-	2.53

Note 1: The EUT has three antennas.

For 2.4GHz function:

For IEEE 802.11 b/g/n mode (2TX/2RX)

Ant. 1 (port 1) and Ant. 2 (port 2) could transmit/receive simultaneously.

For BT function:

For IEEE 802.15.1 Bluetooth mode (1TX/1RX)

Only Ant. 3 (port 1) can be used as transmitting/receiving antenna.

For 5GHz function:

For IEEE 802.11 a/n/ac mode (2TX/2RX)

Ant. 1 (port 1) and Ant. 2 (port 2) could transmit/receive simultaneously.

1.1.3 EUT Information

Operational Condition				
EUT Power Type	From AC Adapter			
EUT Function	☒	Point-to-multipoint	☐	Point-to-point
Beamforming Function	☒	With beamforming	☐	Without beamforming

Type of EUT		
☒	Stand-alone	
☐	Combined (EUT where the radio part is fully integrated within another device)	
	Combined Equipment - Brand Name / Model No.:	…
☐	Plug-in radio (EUT intended for a variety of host systems)	
	Host System - Brand Name / Model No.:	…
☐	Other:	

1.1.4 Mode Test Duty Cycle

Non-Beamforming

Mode	DC	DCF(dB)	T(s)	VBW(Hz) ≥ 1/T
802.11b_Nss1,(1Mbps)_2TX	0.993	0.03	12.434m	10
802.11g_Nss1,(6Mbps)_2TX	0.946	0.24	2.066m	1k
802.11n HT20_Nss1,(MCS0)_2TX	0.941	0.26	1.926m	1k
802.11n HT40_Nss1,(MCS0)_2TX	0.889	0.51	1.926m	1k

Note. If DC < 0.98, the DCF was added while measuring Output power and PSD.

Beamforming

Mode	DC	DCF(dB)	T(s)	VBW(Hz) ≥ 1/T
802.11n HT20-BF_Nss1,(MCS0)_2TX	0.941	0.26	1.926m	1k
802.11n HT40-BF Nss1,(MCS0)_2TX	0.889	0.51	1.926m	1k

1.2 Testing Applied Standards

According to the specifications of the manufacturer, the EUT must comply with the requirements of the following standards:

- 47 CFR FCC Part 15
- ANSI C63.10-2013

The following reference test guidance is not within the scope of accreditation of TAF:

- KDB 558074 D01 v05r02
- KDB 662911 D01 v02r01
- KDB 414788 D01 v01r01

1.3 Testing Location Information

Testing Location			
☒	HWA YA	ADD : No. 52, Huaya 1st Rd., Guishan Dist., Taoyuan City, Taiwan (R.O.C.)	
		TEL : 886-3-327-3456	FAX : 886-3-327-0973
Test site Designation No. TW1190 with FCC.			
☐	JHUBEI	ADD : No.8, Ln. 724, Bo'ai St., Zhubei City, Hsinchu County, Taiwan (R.O.C.)	
		TEL : 886-3-656-9065	FAX : 886-3-656-9085
Test site Designation No. TW0006 with FCC.			
☒	Wen Shan	ADD : No.14-1, Ln. 19, Wen 33rd St., Guishan Dist., Taoyuan City 333, Taiwan (R.O.C.)	
		TEL : 886-3-318-0787	FAX : 886-3-318-0287
Test site Designation No. TW1097 with FCC.			

Test Condition	Test Site No.	Test Engineer	Test Environment	Test Date
AC Conduction	CO04-HY	Edward Wang	22.5~23.1°C / 56~ 60%	22/Sep/2020
RF Conducted	TH06-HY	Alan Chien	20.1~26.9°C / 50~60%	14/Sep/2020
Radiated	03CH09-HY	Lego Lin	21.5~24.6°C / 57~ 60%	09/Sep/2020~ 24/Sep/2020

1.4 Measurement Uncertainty

ISO/IEC 17025 requires that an estimate of the measurement uncertainties associated with the emissions test results be included in the report. The measurement uncertainties given below are based on a 95% confidence level (based on a coverage factor (k=2)

Test Items	Uncertainty	Remark
Conducted Emission (150kHz ~ 30MHz)	0.9 dB	Confidence levels of 95%
Radiated Emission (9kHz ~ 30MHz)	2.4 dB	Confidence levels of 95%
Radiated Emission (30MHz ~ 1,000MHz)	3.7 dB	Confidence levels of 95%
Radiated Emission (1GHz ~ 18GHz)	3.6 dB	Confidence levels of 95%
Radiated Emission (18GHz ~ 40GHz)	3.5 dB	Confidence levels of 95%
Conducted Emission	1.0 dB	Confidence levels of 95%
Temperature	0.41 °C	Confidence levels of 95%
Humidity	3.4 %	Confidence levels of 95%

2 Test Configuration of EUT

2.1 Test Condition

RF Conducted	Abbreviation	Remark
TnomVnom	Tnom	20°C
-	Vnom	120V

2.2 Test Channel Mode

Test Software Version	Dos1.6

Mode	Power Setting
802.11b_Nss1,(1Mbps)_2TX	-
2412MHz	40
2417MHz	41
2437MHz	44
2457MHz	40
2462MHz	41
802.11g_Nss1,(6Mbps)_2TX	-
2412MHz	37
2417MHz	43
2437MHz	48
2457MHz	37
2462MHz	36
802.11n HT20_Nss1,(MCS0)_2TX	-
2412MHz	33
2417MHz	42
2437MHz	52
2457MHz	41
2462MHz	32
802.11n HT40_Nss1,(MCS0)_2TX	-
2422MHz	32
2427MHz	32
2437MHz	36
2447MHz	33
2452MHz	28

2.3 The Worst Case Measurement Configuration

The Worst Case Mode for Following Conformance Tests	
Tests Item	AC power-line conducted emissions
Condition	AC power-line conducted measurement for line and neutral
Operating Mode	CTX
1	Adapter mode

The Worst Case Mode for Following Conformance Tests	
Tests Item	DTS Bandwidth Maximum Conducted Output Power Power Spectral Density Emissions in Non-restricted Frequency Bands
Test Condition	Conducted measurement at transmit chains

The Worst Case Mode for Following Conformance Tests		
Tests Item	Emissions in Restricted Frequency Bands	
Test Condition	Radiated measurement If EUT consist of multiple antenna assembly (multiple antenna are used in EUT regardless of spatial multiplexing MIMO configuration), the radiated test should be performed with highest antenna gain of each antenna type.	
Operating Mode < 1GHz	CTX	
1	Adapter mode	
Operating Mode > 1GHz	CTX	
Orthogonal Planes of EUT	**Y Plane**	**Z Plane**
Worst Planes of EUT		V

The Worst Case Mode for Following Conformance Tests	
Tests Item	Simultaneous Transmission Analysis
Operating Mode	CTX
1	Bluetooth+WLAN 2.4GHz+LTE
2	Bluetooth+WLAN 5GHz+LTE
Refer to Sporton Test Report No.: FA082630 for Co-location RF Exposure Evaluation.	

2.4 Accessories

Accessories				
AC Adapter	Brand Name	SUNNY COMPUTER TECHNOLOGY CO.,LTD	Model Name	SYS1541-2412
	Power Rating	I/P: 100 - 240 Vac, 1.0 A,MAX,50-60Hz O/P: +12Vdc, 2.0A		
	Power Cord	1.36meter,non-shielded cable, w/o ferrite core		
Din rail bracket	Brand Name	Infiot	Model Name	iX101-DIN

Reminder: Regarding to more detail and other information, please refer to user manual.

2.5 Support Equipment

Support Equipment – Conducted					
No.	**Equipment**	**Brand Name**	**Model Name**	**FCC ID**	**Remark**
1	Notebook	DELL	E5410	-	-
2	Adapter for NB	DELL	HA65NM130	-	-

2.6 Test Setup Diagram

Test Setup Diagram – AC Line Conducted Emission Test

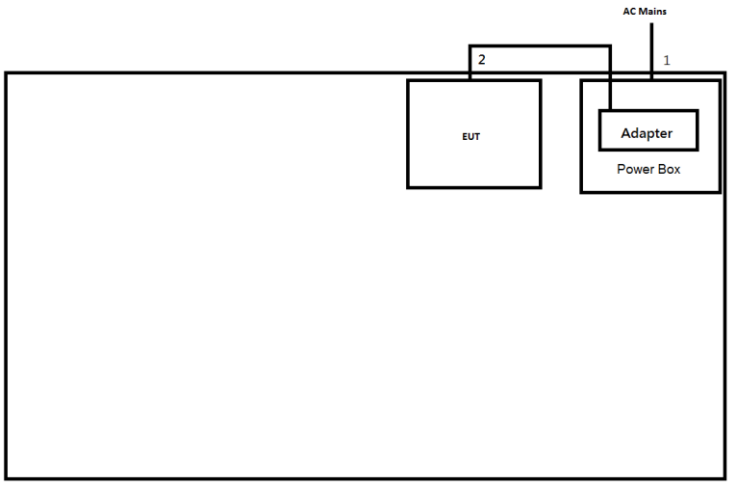

Item	Connection	Shielded	Length(m)	Remark
1	AC Power cable	No	1.8	-
2	DC Power cable	No	1.36	-

Test Setup Diagram - Radiated Test

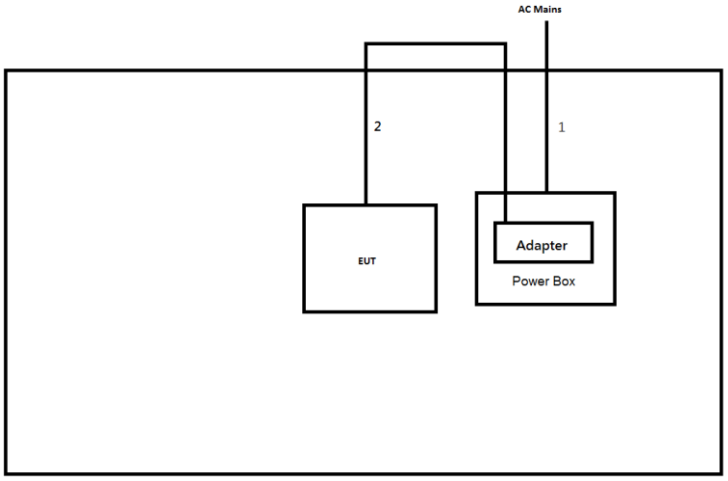

Item	Connection	Shielded	Length(m)	Remark
1	AC Power cable	No	1.8	-
2	DC Power cable	No	1.36	-

3 Transmitter Test Result

3.1 AC Power-line Conducted Emissions

3.1.1 AC Power-line Conducted Emissions Limit

AC Power-line Conducted Emissions Limit		
Frequency Emission (MHz)	**Quasi-Peak**	**Average**
0.15-0.5	66 - 56 *	56 - 46 *
0.5-5	56	46
5-30	60	50
Note 1: * Decreases with the logarithm of the frequency.		

3.1.2 Measuring Instruments

Refer a test equipment and calibration data table in this test report.

3.1.3 Test Procedures

Test Method
☒ Refer as ANSI C63.10-2013, clause 6.2 for AC power-line conducted emissions.

3.1.4 Measurement Results Calculation

The measured Level is calculated using:
Corrected Reading: Raw(Read Level) +LISN(LISN Factor) + CL(Cable Loss) + AT(Attenuator).

3.1.5 Test Setup

AC Power-line Conducted Emissions

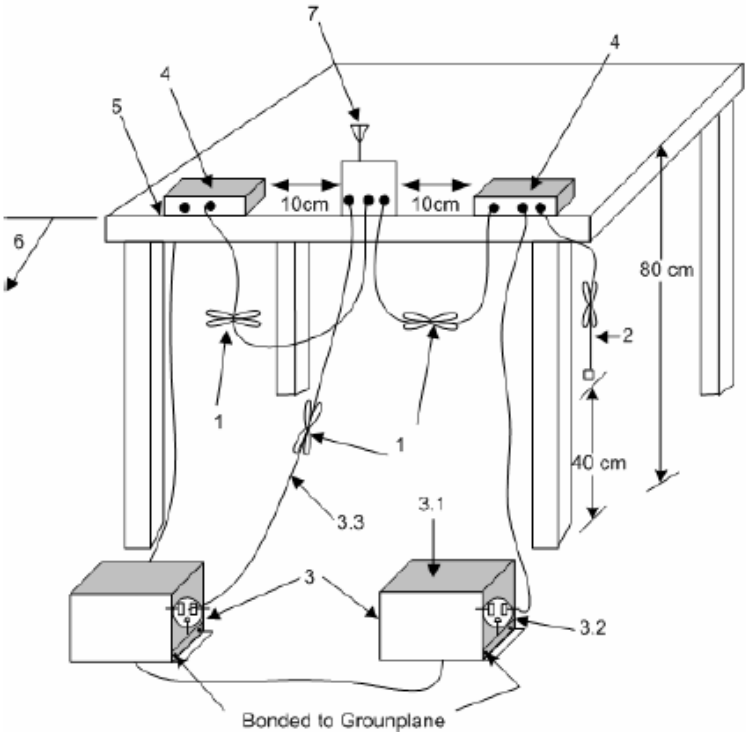

1—Interconnecting cables that hang closer than 40 cm to the ground plane shall be folded back and forth in the center forming a bundle 30 cm to 40 cm long.
2—The I/O cables that are not connected to an accessory shall be bundled in the center. The end of the cable may be terminated, if required, using the correct terminating impedance. The overall length shall not exceed 1 m.
3—EUT connected to one LISN. Unused LISN measuring port connectors shall be terminated in 50Ω loads. LISN may be placed on top of, or immediately beneath, reference ground plane.
3.1—All other equipment powered from additional LISN(s).
3.2—A multiple-outlet strip may be used for multiple power cords of non-EUT equipment.
3.3—LISN at least 80 cm from nearest part of EUT chassis.
4—Non-EUT components of EUT system being tested.
5—Rear of EUT, including peripherals, shall all be aligned and flush with edge of tabletop.
6—Edge of tabletop shall be 40 cm removed from a vertical conducting plane that is bonded to the ground plane.
7—Antenna can be integral or detachable. If detachable, then the antenna shall be attached for this test.

3.1.6 Test Result of AC Power-line Conducted Emissions

Refer as Appendix A

3.2 DTS Bandwidth

3.2.1 6dB Bandwidth Limit

6dB Bandwidth Limit
Systems using digital modulation techniques:
▪ 6 dB bandwidth ≥ 500 kHz.

3.2.2 Measuring Instruments

Refer a test equipment and calibration data table in this test report.

3.2.3 Test Procedures

Test Method	
▪ For the emission bandwidth shall be measured using one of the options below:	
	☒ Refer as KDB 558074. clause 8.2 (11.8 of ANSI C63.10) DTS bandwidth measurement.
	☐ Refer as RSS-Gen, clause 6.7 for occupied bandwidth testing.
	☐ Refer as ANSI C63.10, clause 6.9.3 for occupied bandwidth testing.

3.2.4 Test Setup

Emission Bandwidth



3.2.5 Test Result of Emission Bandwidth

Refer as Appendix B

3.3 Maximum Conducted Output Power

3.3.1 Maximum Conducted Output Power Limit

Maximum Conducted Output Power Limit		
	▪ If $G_{TX} \leq 6$ dBi, then $P_{Out} \leq 30$ dBm (1 W)	
	▪ Point-to-multipoint systems (P2M): If $G_{TX} > 6$ dBi, then $P_{Out} = 30 – (G_{TX} – 6)$ dBm	
	▪ Point-to-point systems (P2P): If $G_{TX} > 6$ dBi, then $P_{Out} = 30 – (G_{TX} – 6)/3$ dBm	
	▪ Smart antenna system (SAS):	
		- Single beam: If $G_{TX} > 6$ dBi, then $P_{Out} = 30 – (G_{TX} – 6)/3$ dBm
		- Overlap beam: If $G_{TX} > 6$ dBi, then $P_{Out} = 30 – (G_{TX} – 6)/3$ dBm
		- Aggregate power on all beams: If $G_{TX} > 6$ dBi, then $P_{Out} = 30 – (G_{TX} – 6)/3 + 8$dB dBm
e.i.r.p. Power Limit:		
▪ 2400-2483.5 MHz Band		
	▪ Point-to-multipoint systems (P2M): $P_{eirp} \leq 36$ dBm (4 W)	
	▪ Point-to-point systems (P2P): $P_{eirp} \leq MAX(36, [P_{Out} + G_{TX}])$ dBm	
	▪ Smart antenna system (SAS)	
		- Single beam: $P_{eirp} \leq MAX(36, P_{Out} + G_{TX})$ dBm
		- Overlap beam: $P_{eirp} \leq MAX(36, P_{Out} + G_{TX})$ dBm
		- Aggregate power on all beams: $P_{eirp} \leq MAX(36, [P_{Out} + G_{TX} + 8])$ dBm
P_{Out} = maximum peak conducted output power or maximum conducted output power in dBm, **G_{TX}** = the maximum transmitting antenna directional gain in dBi.		

3.3.2 Measuring Instruments

Refer a test equipment and calibration data table in this test report.

3.3.3 Test Procedures

Test Method	
▪ Maximum Peak Conducted Output Power	
	☐ Refer as KDB 558074, clause 8.3.1.1 (11.9.1.1 of ANSI C63.10) RBW ≥ EBW method.
	☐ Refer as KDB 558074, clause 8.3.1.2 (11.9.1.2 of ANSI C63.10) integrated band power method.
	☐ Refer as KDB 558074, clause 8.3.1.3 (11.9.1.3 of ANSI C63.10) peak power meter.
▪ Maximum Average Conducted Output Power	
	☐ Refer as KDB 558074, clause 8.3.2.2 (11.9.2.2 of ANSI C63.10) using a spectrum analyzer.
	☒ Refer as KDB 558074, clause 8.3.2.3 (11.9.2.3 of ANSI C63.10) using a power meter.
▪ For conducted measurement.	
	▪ If the EUT supports multiple transmit chains using options given below: Refer as KDB 662911, In-band power measurements. Using the measure-and-sum approach, measured all transmit ports individually. Sum the power (in linear power units e.g., mW) of all ports for each individual sample and save them.
	▪ If multiple transmit chains, EIRP calculation could be following as methods: $P_{total} = P_1 + P_2 + \ldots + P_n$ (calculated in linear unit [mW] and transfer to log unit [dBm]) $EIRP_{total} = P_{total} + DG$

3.3.4 Test Setup

Maximum Conducted Output Power (Power Meter)

3.3.5 Test Result of Maximum Conducted Output Power

Refer as Appendix C

3.4 Power Spectral Density

3.4.1 Power Spectral Density Limit

Power Spectral Density Limit
▪ Power Spectral Density (PSD) ≤ 8 dBm/3kHz

3.4.2 Measuring Instruments

Refer a test equipment and calibration data table in this test report.

3.4.3 Test Procedures

Test Method		
▪ Peak power spectral density procedures that the same method as used to determine the conducted output power. If maximum peak conducted output power was measured to demonstrate compliance to the output power limit, then the peak PSD procedure below (Method PKPSD) shall be used. If maximum conducted output power was measured to demonstrate compliance to the output power limit, then one of the average PSD procedures shall be used, as applicable based on the following criteria (the peak PSD procedure is also an acceptable option).		
	☒ Refer as KDB 558074, clause 8.4 (11.10 of ANSI C63.10) Max. PSD.	
▪ For conducted measurement.		
	▪ If The EUT supports multiple transmit chains using options given below:	
		▪ Measure and sum the spectra across the outputs. Refer as KDB 662911, In-band power spectral density (PSD). Sample all transmit ports simultaneously using a spectrum analyzer for each transmit port. Where the trace bin-by-bin of each transmit port summing can be performed. (i.e., in the first spectral bin of output 1 is summed with that in the first spectral bin of output 2 and that from the first spectral bin of output 3, and so on up to the NTX output to obtain the value for the first frequency bin of the summed spectrum.). Add up the amplitude (power) values for the different transmit chains and use this as the new data trace.

3.4.4 Test Setup

Power Spectral Density


3.4.5 Test Result of Power Spectral Density

Refer as Appendix D

3.5 Emissions in Non-restricted Frequency Bands

3.5.1 Emissions in Non-restricted Frequency Bands Limit

Un-restricted Band Emissions Limit	
RF output power procedure	**Limit (dB)**
Peak output power procedure	20
Average output power procedure	30

Note 1: If the peak output power procedure is used to measure the fundamental emission power to demonstrate compliance to requirements, then the peak conducted output power measured within any 100 kHz outside the authorized frequency band shall be attenuated by at least 20 dB relative to the maximum measured in-band peak level.

Note 2: If the average output power procedure is used to measure the fundamental emission power to demonstrate compliance to requirements, then the power in any 100 kHz outside of the authorized frequency band shall be attenuated by at least 30 dB relative to the maximum measured in-band average level.

3.5.2 Measuring Instruments

Refer a test equipment and calibration data table in this test report.

3.5.3 Test Procedures

Test Method
▪ Refer as KDB 558074, clause 8.5 (11.11 of ANSI C63.10) for non-restricted frequency bands.

3.5.4 Test Setup

Emissions in Non-restricted Frequency Bands

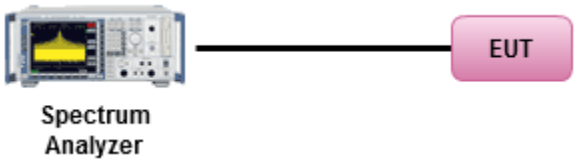

3.5.5 Test Result of Emissions in Non-restricted Frequency Bands

Refer as Appendix E

3.6 Emissions in Restricted Frequency Bands

3.6.1 Emissions in Restricted Frequency Bands Limit

Restricted Band Emissions Limit			
Frequency Range (MHz)	**Field Strength (uV/m)**	**Field Strength (dBuV/m)**	**Measure Distance (m)**
0.009~0.490	2400/F(kHz)	48.5 - 13.8	300
0.490~1.705	24000/F(kHz)	33.8 - 23	30
1.705~30.0	30	29	30
30~88	100	40	3
88~216	150	43.5	3
216~960	200	46	3
Above 960	500	54	3

Note 1: Test distance for frequencies at or above 30 MHz, measurements may be performed at a distance other than the limit distance provided they are not performed in the near field and the emissions to be measured can be detected by the measurement equipment. When performing measurements at a distance other than that specified, the results shall be extrapolated to the specified distance using an extrapolation factor of 20 dB/decade (inverse of linear distance for field-strength measurements, inverse of linear distance-squared for power-density measurements).

Note 2: Test distance for frequencies at below 30 MHz, measurements may be performed at a distance closer than the EUT limit distance; however, an attempt should be made to avoid making measurements in the near field. When performing measurements below 30 MHz at a closer distance than the limit distance, the results shall be extrapolated to the specified distance by either making measurements at a minimum of two or more distances on at least one radial to determine the proper extrapolation factor or by using the square of an inverse linear distance extrapolation factor (40 dB/decade). The test report shall specify the extrapolation method used to determine compliance of the EUT.

Note 3: Using the distance of 1m during the test for above 18 GHz, and the test value to correct for the distance factor at 3m.

3.6.2 Measuring Instruments

Refer a test equipment and calibration data table in this test report.

3.6.3 Test Procedures

Test Method	
▪ The average emission levels shall be measured in [duty cycle ≥ 98 or duty factor].	
▪ Refer as ANSI C63.10, clause 6.10.3 band-edge testing shall be performed at the lowest frequency channel and highest frequency channel within the allowed operating band.	
▪ For the transmitter unwanted emissions shall be measured using following options below:	
	▪ Refer as KDB 558074, clause 8.6 (11.12 of ANSI C63.10) for restricted frequency bands.
▪ For the transmitter band-edge emissions shall be measured using following options below:	
	▪ Refer as KDB 558074 clause 8.7.1, When the performing peak or average radiated measurements, emissions within 2 MHz of the authorized band edge may be measured using the marker-delta method described below.
	▪ Refer as KDB 558074, clause 8.7.2 (6.10.6 of ANSI C63.10) for marker-delta method for band-edge measurements.
	▪ Refer as KDB 558074, clause 8.7.3 for narrower resolution bandwidth (100kHz) using the band power and summing the spectral levels.
▪ Use the following spectrum analyzer settings:	
	▪ Set RBW=100 kHz for f < 1 GHz; VBW=3 * RBW; Sweep = auto; Detector function = peak; Trace = max hold.
	▪ Set RBW = 1 MHz, VBW= 3MHz for f ≥ 1 GHz for peak measurement. For average measurement, refer as 1.1.4.
▪ KDB 414788 Open-Field Test Sites and Chamber Correlation Justification.	
	▪ Based on FCC 15.31 (f) (2): measurements may be performed at a distance closer than that specified in regulations; however, an attempt should be made to avoid making measurements in the near field.
	▪ Open-field site and chamber correlation testing had been performed and chamber measured test result is the worst case test result.

3.6.4 Measurement Results Calculation

The measured Level is calculated using:
Corrected Reading: Raw(Read Level) + AF(Antenna Factor) + CL(Cable Loss) - PA(Preamp Factor)

3.6.5 Test Setup

Emissions in Restricted Frequency Bands
9kHz ~30MHz
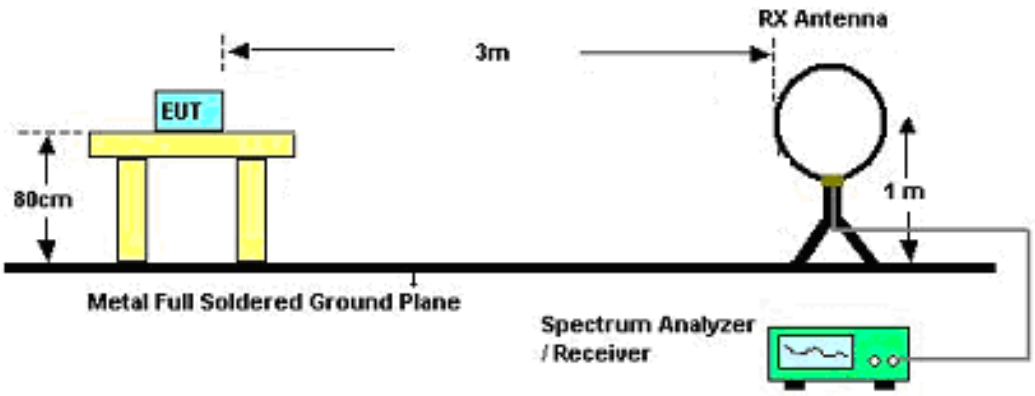
30MHz~1GHz
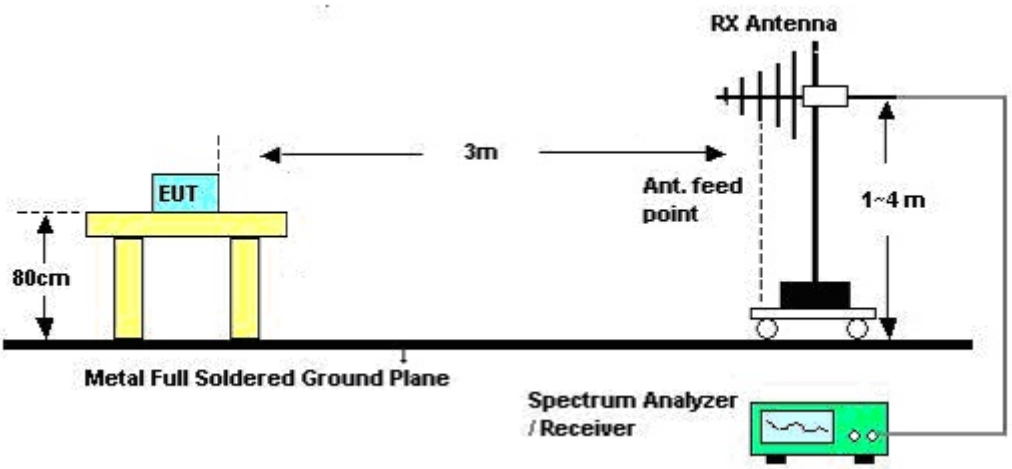

Above 1GHz

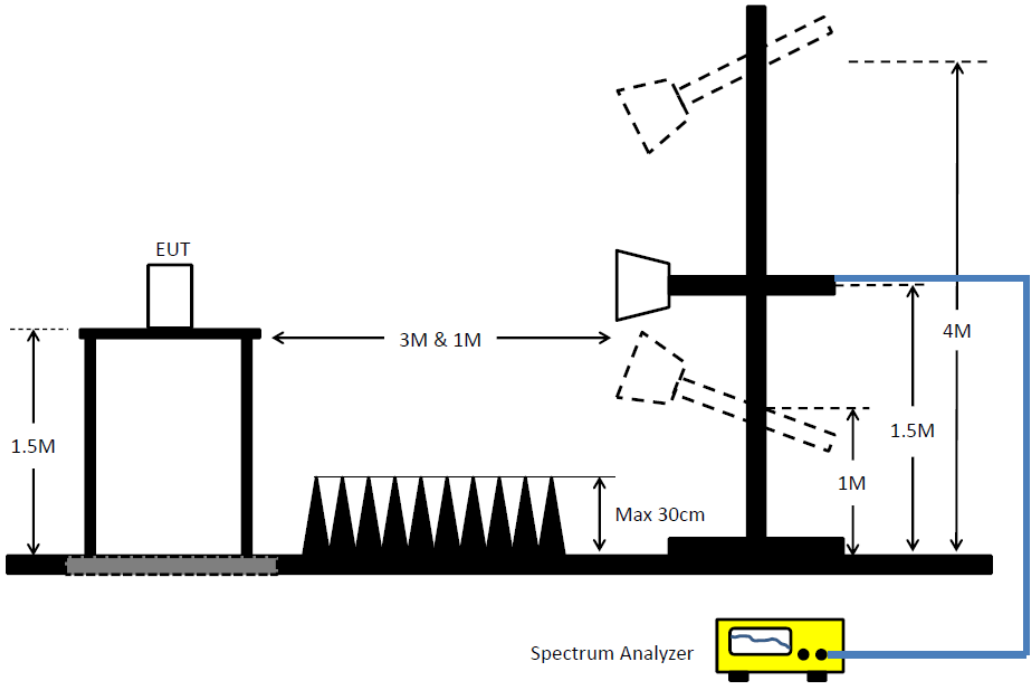

3.6.6 Test Result of Emissions in Restricted Frequency Bands (Below 30MHz)

The amplitude of spurious emissions which are attenuated by more than 20dB below the permissible value has no need to be reported.

3.6.7 Test Result of Emissions in Restricted Frequency Bands

Refer as Appendix F

4 Test Equipment and Calibration Data

Instrument for AC Conduction

Instrument	Manufacturer	Model No.	Serial No.	Spec.	Calibration Date	Calibration Due Date
Signal Analyzer	R&S	FSV 40	101029	10KHz ~ 40GHz	01/Oct/2019	30/Sep/2020
SMB100A Signal Generator	R&S	SMB100A03	181147	100kHz~40GHz	12/Nov/2018	11/Nov/2020
Pulse Sensor	Anritsu	MA2411B	1027452	300MHz~40GHz	18/Mar/2020	17/Mar/2021
Power Meter	Anritsu	ML2495A	1124009	300MHz~40GHz	18/Mar/2020	17/Mar/2021

NCR: Non-Calibration Require

Instrument for Conducted Test

Instrument	Manufacturer	Model No.	Serial No.	Spec.	Calibration Date	Calibration Due Date
Signal Analyzer	R&S	FSV 40	101029	10kHz ~ 40GHz	01/Oct/2019	30/Sep/2020
SMB100A Signal Generator	R&S	SMB100A03	181147	100kHz~40GHz	12/Nov/2018	11/Nov/2020
Pulse Sensor	Anritsu	MA2411B	1027452	300MHz~40GHz	18/Mar/2020	17/Mar/2021
Power Meter	Anritsu	ML2495A	1124009	300MHz~40GHz	18/Mar/2020	17/Mar/2021

Instrument for Radiated Test

Instrument	Manufacturer	Model No.	Serial No.	Spec.	Calibration Date	Calibration Due Date
3m Semi Anechoic Chamber	TDK	SAC-3M	03CH09-HY	30MHz~1GHz 3m	27/Mar/2020	26/Mar/2021
3m Semi Anechoic Chamber	TDK	SAC-3M	03CH09-HY	1GHz~18GHz 3m	19/Mar/2020	18/Mar/2021
EXA Signal Analyzer	KEYSIGHT	N9010A	MY54200885	10Hz~44GHz	17/Aug/2020	16/Aug/2021
Amplifier	EMC	EMC9135	980232	9kHz~1GHz	14/Apr/2020	13/Apr/2021
Microwave Preamplifier	Agilent	8449B	3008A02326	1GHz~26.5GHz	24/Jun/2020	23/Jun/2021
Bilog Antenna & 5dB Attenuator	TESEQ & MTJ	CBL6111D&MT J6102-05	35418 & 3	30MHz~1GHz	06/Sep/2020	05/Sep/2021
Double Ridged Guide Horn Antenna	SCHWARZBECK	BBHA 9120 D	BBHA9120 D 1534	1GHz~18GHz	28/May/2020	27/May/2021
RF Cable-low	Jye Bao	RG142	CB031+324530/4	9kHz~30MHz	03/Sep/2020	02/Sep/2021
RF Cable-low	Jye Bao	RG142	CB031+324530/4	30MHz~1GHz	12/Feb/2020	11/Feb/2021
RF Cable-R03m	HUBER+ SUHNER	SUCOFLEX104	324530/4+17173/4	1GHz~40GHz	12/Feb/2020	11/Feb/2021
Broadband Horn Antenna	SCHWARZBECK	BBHA 9170	BBHA 9170221	18GHz~40GHz	13/Mar/2020	12/Mar/2021
Loop Antenna	TESEQ	HLA 6120	31244	9kHz~30MHz	16/Mar/2020	15/Mar/2021
EMI Test Receiver	R&S	ESR3	102051	9kHz~3.6GHz	29/May/2020	28/May/2021

Summary

Mode	Result	Type	Freq (Hz)	Level (dBuV)	Limit (dBuV)	Margin (dB)	Condition
Mode 1	Pass	QP	151.202k	55.37	65.92	-10.55	Line

Mode Configure

Mode	Result	Type	Freq (Hz)	Level (dBuV)	Limit (dBuV)	Margin (dB)	Condition	Comments
Mode 1	Pass	QP	151.202k	55.37	65.92	-10.55	Line	"Worst"
Mode 1	Pass	AV	151.202k	35.68	55.92	-20.24	Line	-
Mode 1	Pass	QP	453.242k	33.59	56.82	-23.23	Line	-
Mode 1	Pass	AV	453.242k	25.87	46.82	-20.95	Line	-
Mode 1	Pass	QP	1.003M	17.82	56.00	-38.18	Line	-
Mode 1	Pass	AV	1.003M	14.01	46.00	-31.99	Line	-
Mode 1	Pass	QP	2.091M	25.17	56.00	-30.83	Line	-
Mode 1	Pass	AV	2.091M	19.00	46.00	-27.00	Line	-
Mode 1	Pass	QP	3.627M	27.86	56.00	-28.14	Line	-
Mode 1	Pass	AV	3.627M	23.53	46.00	-22.47	Line	-
Mode 1	Pass	QP	5.032M	24.87	60.00	-35.13	Line	-
Mode 1	Pass	AV	5.032M	18.79	50.00	-31.21	Line	-
Mode 1	Pass	QP	157.99k	53.94	65.56	-11.62	Neutral	"Worst"
Mode 1	Pass	AV	157.99k	32.38	55.56	-23.18	Neutral	-
Mode 1	Pass	QP	204.796k	47.10	63.42	-16.32	Neutral	-
Mode 1	Pass	AV	204.796k	30.55	53.42	-22.87	Neutral	-
Mode 1	Pass	QP	458.702k	29.12	56.71	-27.59	Neutral	-
Mode 1	Pass	AV	458.702k	19.82	46.71	-26.89	Neutral	-
Mode 1	Pass	QP	1.938M	19.86	56.00	-36.14	Neutral	-
Mode 1	Pass	AV	1.938M	15.82	46.00	-30.18	Neutral	-
Mode 1	Pass	QP	3.656M	29.45	56.00	-26.55	Neutral	-
Mode 1	Pass	AV	3.656M	23.90	46.00	-22.10	Neutral	-
Mode 1	Pass	QP	6.523M	20.56	60.00	-39.44	Neutral	-
Mode 1	Pass	AV	6.523M	16.86	50.00	-33.14	Neutral	-

Conducted Emissions at Powerline_Mode 1

22/09/2020

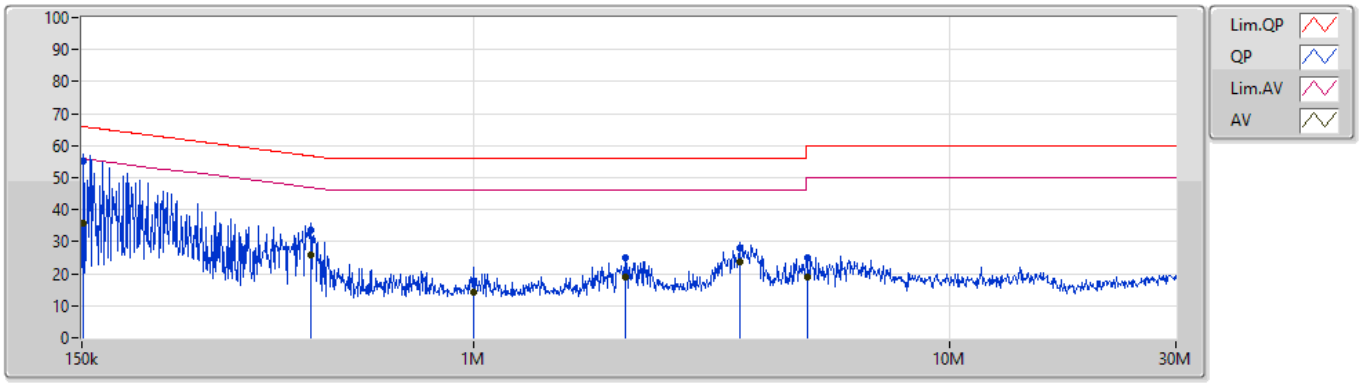

Type	Freq	Level	Limit	Margin	Factor	Condition	Comment	Raw	LISN	CL	AT
	(Hz)	(dBuV)	(dBuV)	(dB)	(dB)			(dBuV)	(dB)	(dB)	(dB)
QP	151.202k	55.37	65.92	-10.55	19.54	Line	"Worst"	35.83	9.66	0.01	9.87
AV	151.202k	35.68	55.92	-20.24	19.54	Line	-	16.14	9.66	0.01	9.87
QP	453.242k	33.59	56.82	-23.23	19.53	Line	-	14.06	9.64	0.02	9.87
AV	453.242k	25.87	46.82	-20.95	19.53	Line	-	6.34	9.64	0.02	9.87
QP	1.003M	17.82	56.00	-38.18	19.57	Line	-	-1.75	9.64	0.05	9.88
AV	1.003M	14.01	46.00	-31.99	19.57	Line	-	-5.56	9.64	0.05	9.88
QP	2.091M	25.17	56.00	-30.83	19.60	Line	-	5.57	9.65	0.08	9.87
AV	2.091M	19.00	46.00	-27.00	19.60	Line	-	-0.60	9.65	0.08	9.87
QP	3.627M	27.86	56.00	-28.14	19.65	Line	-	8.21	9.66	0.11	9.88
AV	3.627M	23.53	46.00	-22.47	19.65	Line	-	3.88	9.66	0.11	9.88
QP	5.032M	24.87	60.00	-35.13	19.69	Line	-	5.18	9.67	0.14	9.88
AV	5.032M	18.79	50.00	-31.21	19.69	Line	-	-0.90	9.67	0.14	9.88

Conducted Emissions at Powerline_Mode 1

22/09/2020

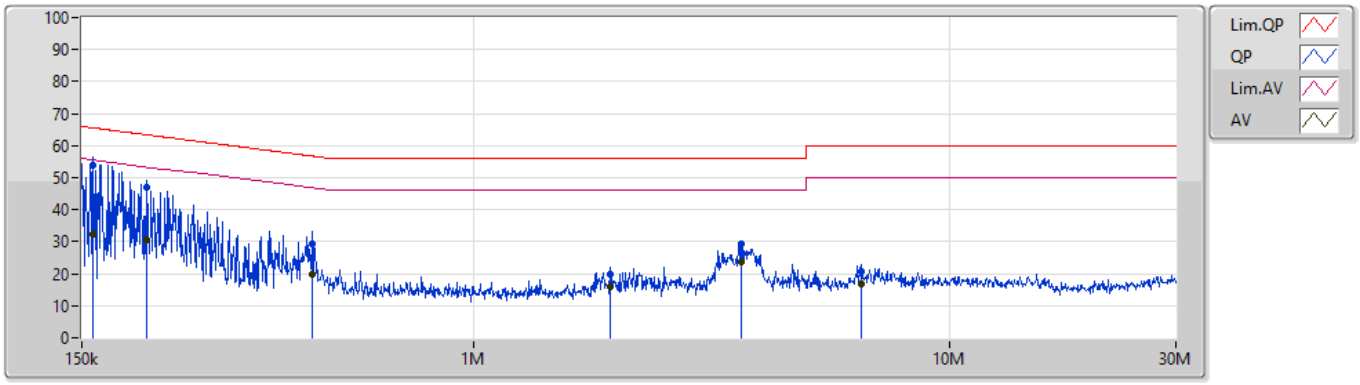

Type	Freq	Level	Limit	Margin	Factor	Condition	Comment	Raw	LISN	CL	AT
	(Hz)	(dBuV)	(dBuV)	(dB)	(dB)			(dBuV)	(dB)	(dB)	(dB)
QP	157.99k	53.94	65.56	-11.62	19.53	Neutral	"Worst"	34.41	9.65	0.01	9.87
AV	157.99k	32.38	55.56	-23.18	19.53	Neutral	-	12.85	9.65	0.01	9.87
QP	204.796k	47.10	63.42	-16.32	19.52	Neutral	-	27.58	9.64	0.01	9.87
AV	204.796k	30.55	53.42	-22.87	19.52	Neutral	-	11.03	9.64	0.01	9.87
QP	458.702k	29.12	56.71	-27.59	19.52	Neutral	-	9.60	9.63	0.02	9.87
AV	458.702k	19.82	46.71	-26.89	19.52	Neutral	-	0.30	9.63	0.02	9.87
QP	1.938M	19.86	56.00	-36.14	19.60	Neutral	-	0.26	9.65	0.08	9.87
AV	1.938M	15.82	46.00	-30.18	19.60	Neutral	-	-3.78	9.65	0.08	9.87
QP	3.656M	29.45	56.00	-26.55	19.65	Neutral	-	9.80	9.66	0.11	9.88
AV	3.656M	23.90	46.00	-22.10	19.65	Neutral	-	4.25	9.66	0.11	9.88
QP	6.523M	20.56	60.00	-39.44	19.73	Neutral	-	0.83	9.68	0.17	9.88
AV	6.523M	16.86	50.00	-33.14	19.73	Neutral	-	-2.87	9.68	0.17	9.88

Summary

Mode	Max-N dB (Hz)	Max-OBW (Hz)	ITU-Code	Min-N dB (Hz)	Min-OBW (Hz)
2.4-2.4835GHz	-	-	-	-	-
802.11b_Nss1,(1Mbps)_2TX	10.05M	14.653M	14M7G1D	9.075M	14.093M
802.11g_Nss1,(6Mbps)_2TX	16.325M	24.328M	24M3D1D	15.9M	16.552M
802.11n HT20_Nss1,(MCS0)_2TX	17.175M	27.826M	27M8D1D	16.275M	17.651M
802.11n HT40_Nss1,(MCS0)_2TX	36.35M	36.502M	36M5D1D	35M	35.982M

Max-N dB = Maximum 6dB down bandwidth; Max-OBW = Maximum 99% occupied bandwidth;
Min-N dB = Minimum 6dB down bandwidth; Min-OBW = Minimum 99% occupied bandwidth

Result

Mode	Result	Limit (Hz)	Port 1-N dB (Hz)	Port 1-OBW (Hz)	Port 2-N dB (Hz)	Port 2-OBW (Hz)
802.11b_Nss1,(1Mbps)_2TX	-	-	-	-	-	-
2412MHz	Pass	500k	9.7M	14.093M	9.075M	14.133M
2437MHz	Pass	500k	10.05M	14.653M	10.025M	14.653M
2462MHz	Pass	500k	10.05M	14.373M	10.05M	14.393M
802.11g_Nss1,(6Mbps)_2TX	-	-	-	-	-	-
2412MHz	Pass	500k	15.9M	16.552M	16.325M	16.592M
2437MHz	Pass	500k	15.975M	24.328M	16.3M	24.308M
2462MHz	Pass	500k	16M	16.572M	16.025M	16.572M
802.11n HT20_Nss1,(MCS0)_2TX	-	-	-	-	-	-
2412MHz	Pass	500k	16.775M	17.651M	16.275M	17.651M
2437MHz	Pass	500k	16.9M	27.306M	16.9M	27.826M
2462MHz	Pass	500k	17.15M	17.671M	17.175M	17.671M
802.11n HT40_Nss1,(MCS0)_2TX	-	-	-	-	-	-
2422MHz	Pass	500k	36.35M	35.982M	35.1M	36.022M
2437MHz	Pass	500k	36.3M	36.222M	35M	36.502M
2452MHz	Pass	500k	35.3M	36.102M	35.15M	36.102M

Port X-N dB = Port X 6dB down bandwidth;
Port X-OBW = Port X 99% occupied bandwidth

802.11b_Nss1,(1Mbps)_2TX EBW

2412MHz

14/09/2020

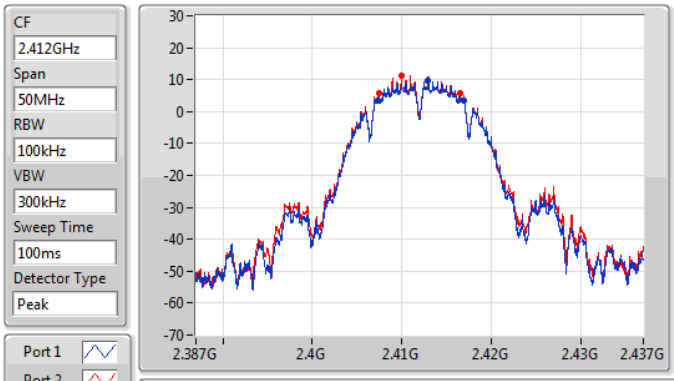

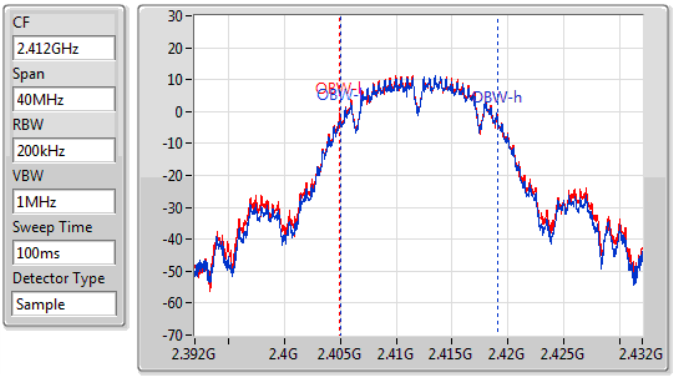

6dB(Hz)	Fl-6dB(Hz)	Fh-6dB(Hz)	OBW(Hz)	Fl-OBW(Hz)	Fh-OBW(Hz)	Limit(Hz)	Port
9.7M	2.407275G	2.416975G	14.093M	2.404984G	2.419076G	500k	1
9.075M	2.40745G	2.416525G	14.133M	2.404924G	2.419056G	500k	2

802.11b_Nss1,(1Mbps)_2TX EBW

2437MHz

14/09/2020

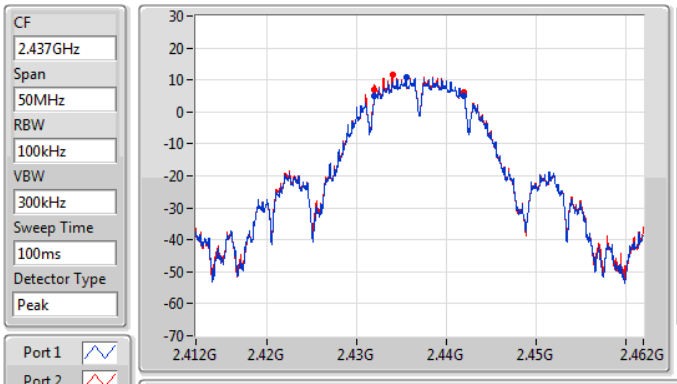

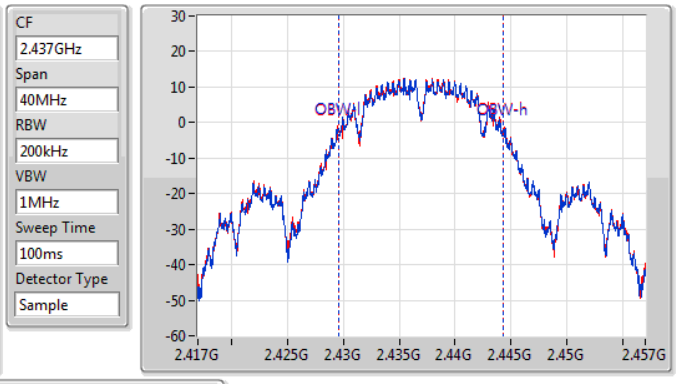

6dB(Hz)	Fl-6dB(Hz)	Fh-6dB(Hz)	OBW(Hz)	Fl-OBW(Hz)	Fh-OBW(Hz)	Limit(Hz)	Port
10.05M	2.43195G	2.442G	14.653M	2.429644G	2.444296G	500k	1
10.025M	2.431925G	2.44195G	14.653M	2.429644G	2.444296G	500k	2

802.11b_Nss1,(1Mbps)_2TX EBW

2462MHz

14/09/2020

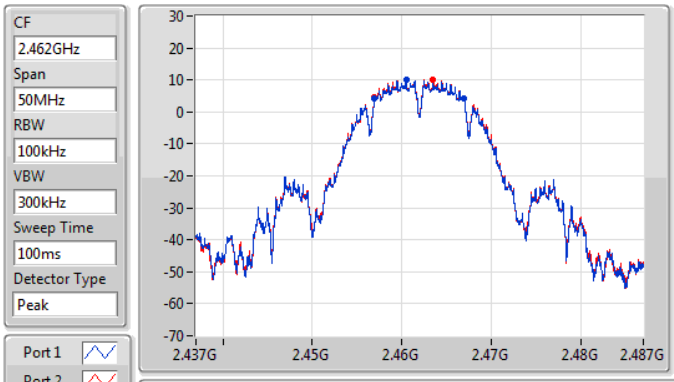

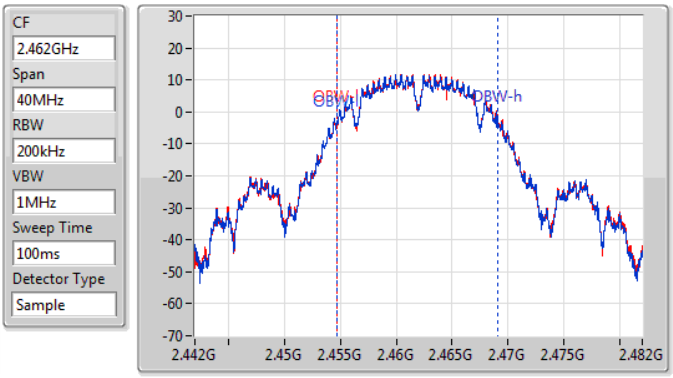

6dB(Hz)	Fl-6dB(Hz)	Fh-6dB(Hz)	OBW(Hz)	Fl-OBW(Hz)	Fh-OBW(Hz)	Limit(Hz)	Port
10.05M	2.45695G	2.467G	14.373M	2.454704G	2.469076G	500k	1
10.05M	2.45695G	2.467G	14.393M	2.454724G	2.469116G	500k	2

802.11g_Nss1,(6Mbps)_2TX EBW

2412MHz

14/09/2020

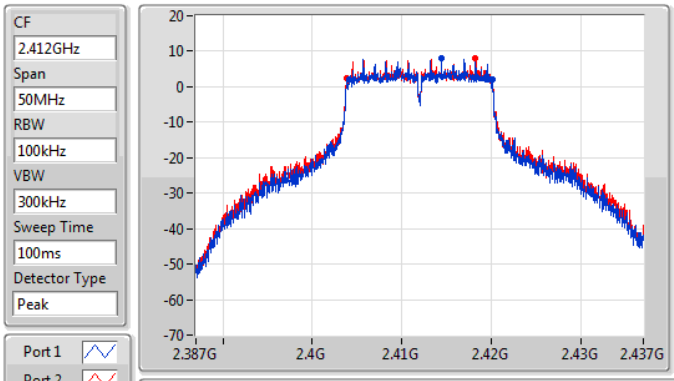

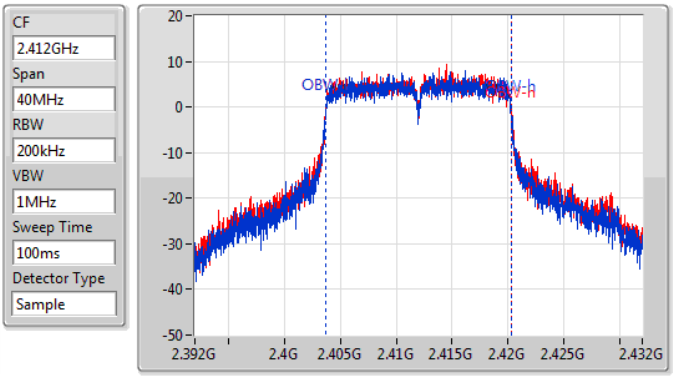

6dB(Hz)	Fl-6dB(Hz)	Fh-6dB(Hz)	OBW(Hz)	Fl-OBW(Hz)	Fh-OBW(Hz)	Limit(Hz)	Port
15.9M	2.4042G	2.4201G	16.552M	2.403744G	2.420296G	500k	1
16.325M	2.403825G	2.42015G	16.592M	2.403724G	2.420316G	500k	2

802.11g_Nss1,(6Mbps)_2TX EBW

2437MHz

14/09/2020

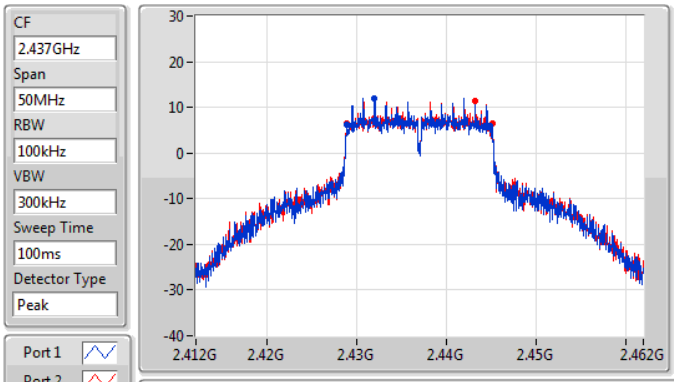

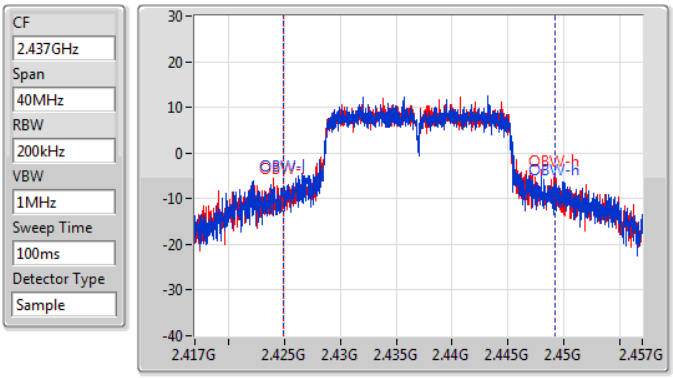

6dB(Hz)	Fl-6dB(Hz)	Fh-6dB(Hz)	OBW(Hz)	Fl-OBW(Hz)	Fh-OBW(Hz)	Limit(Hz)	Port
15.975M	2.42885G	2.444825G	24.328M	2.424906G	2.449234G	500k	1
16.3M	2.428825G	2.445125G	24.308M	2.424926G	2.449234G	500k	2

802.11g_Nss1,(6Mbps)_2TX EBW

2462MHz

14/09/2020

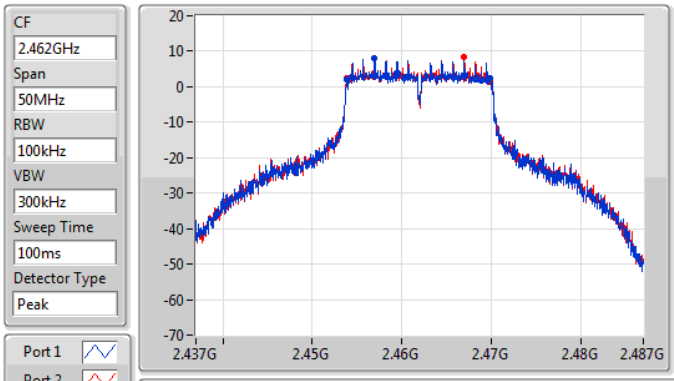

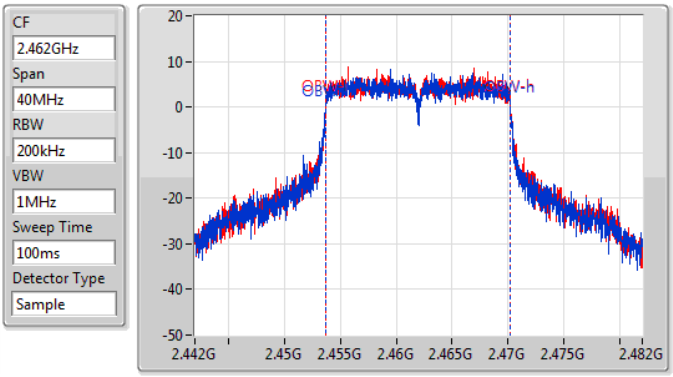

6dB(Hz)	Fl-6dB(Hz)	Fh-6dB(Hz)	OBW(Hz)	Fl-OBW(Hz)	Fh-OBW(Hz)	Limit(Hz)	Port
16M	2.45385G	2.46985G	16.572M	2.453644G	2.470216G	500k	1
16.025M	2.453825G	2.46985G	16.572M	2.453664G	2.470236G	500k	2

802.11n HT20_Nss1,(MCS0)_2TX EBW

2412MHz

14/09/2020

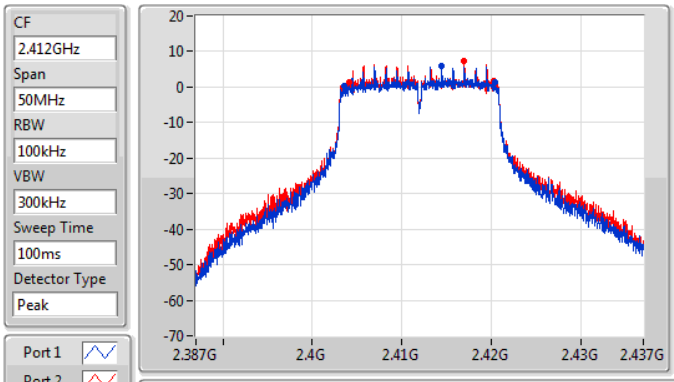

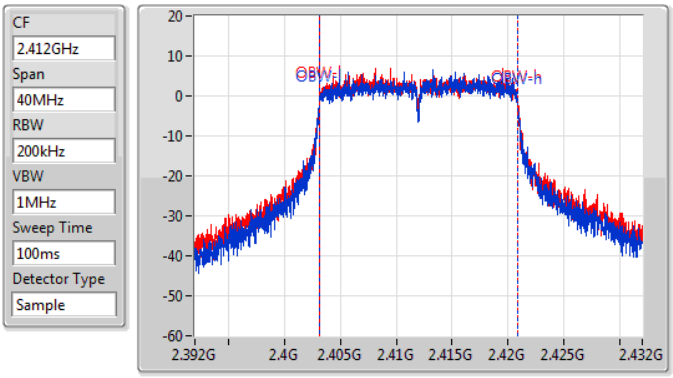

6dB(Hz)	Fl-6dB(Hz)	Fh-6dB(Hz)	OBW(Hz)	Fl-OBW(Hz)	Fh-OBW(Hz)	Limit(Hz)	Port
16.775M	2.4036G	2.420375G	17.651M	2.403164G	2.420816G	500k	1
16.275M	2.404075G	2.42035G	17.651M	2.403164G	2.420816G	500k	2

802.11n HT20_Nss1,(MCS0)_2TX EBW

2437MHz

14/09/2020

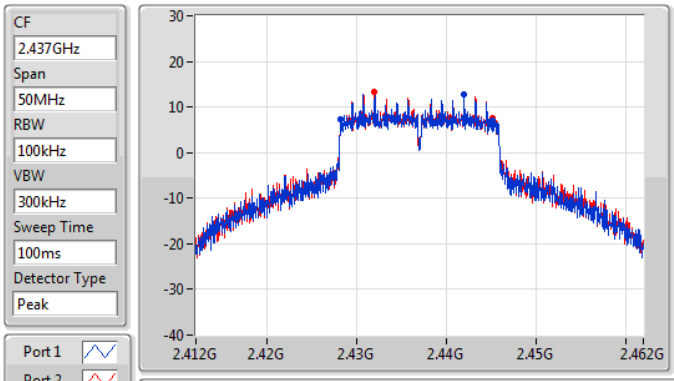

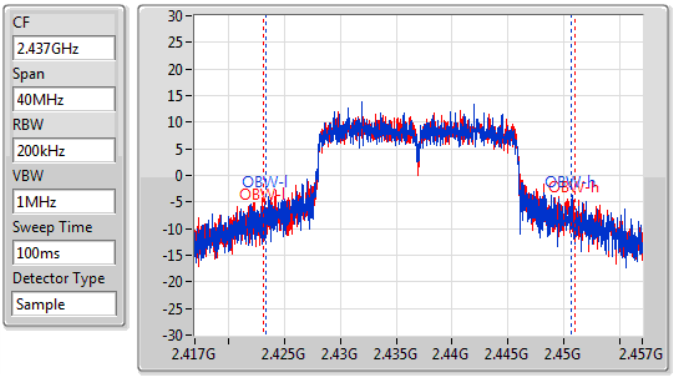

6dB(Hz)	Fl-6dB(Hz)	Fh-6dB(Hz)	OBW(Hz)	Fl-OBW(Hz)	Fh-OBW(Hz)	Limit(Hz)	Port
16.9M	2.428225G	2.445125G	27.306M	2.423347G	2.450653G	500k	1
16.9M	2.4282G	2.4451G	27.826M	2.423147G	2.450973G	500k	2

802.11n HT20_Nss1,(MCS0)_2TX EBW

2462MHz

14/09/2020

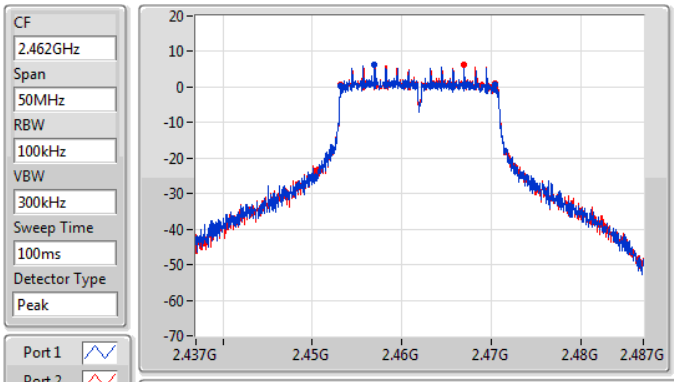

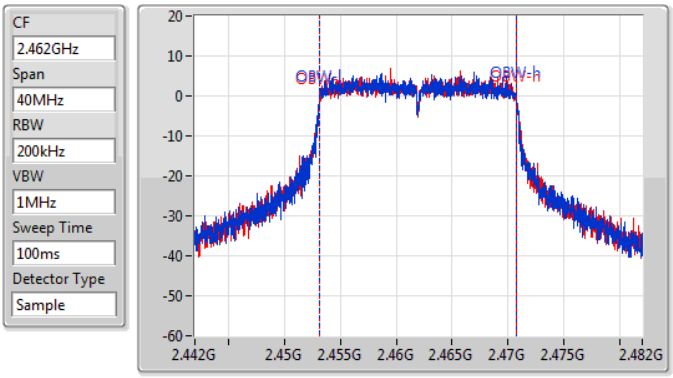

6dB(Hz)	Fl-6dB(Hz)	Fh-6dB(Hz)	OBW(Hz)	Fl-OBW(Hz)	Fh-OBW(Hz)	Limit(Hz)	Port
17.15M	2.453225G	2.470375G	17.671M	2.453104G	2.470776G	500k	1
17.175M	2.4532G	2.470375G	17.671M	2.453124G	2.470796G	500k	2

802.11n HT40_Nss1,(MCS0)_2TX EBW

2422MHz

14/09/2020

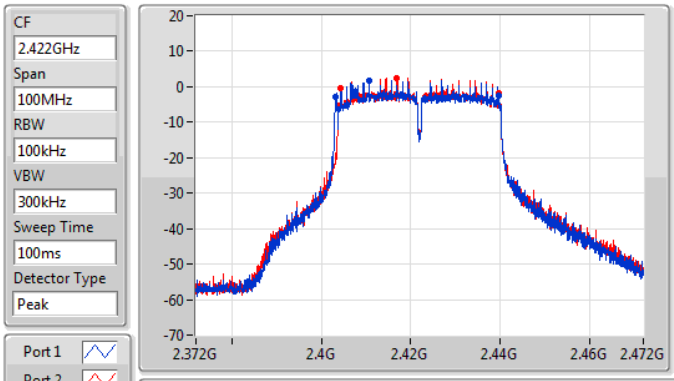

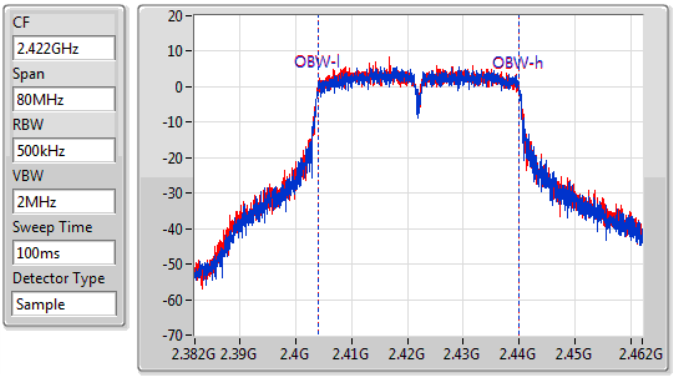

6dB(Hz)	Fl-6dB(Hz)	Fh-6dB(Hz)	OBW(Hz)	Fl-OBW(Hz)	Fh-OBW(Hz)	Limit(Hz)	Port
36.35M	2.4032G	2.43955G	35.982M	2.404009G	2.439991G	500k	1
35.1M	2.40445G	2.43955G	36.022M	2.403969G	2.439991G	500k	2

802.11n HT40_Nss1,(MCS0)_2TX EBW

2437MHz

14/09/2020

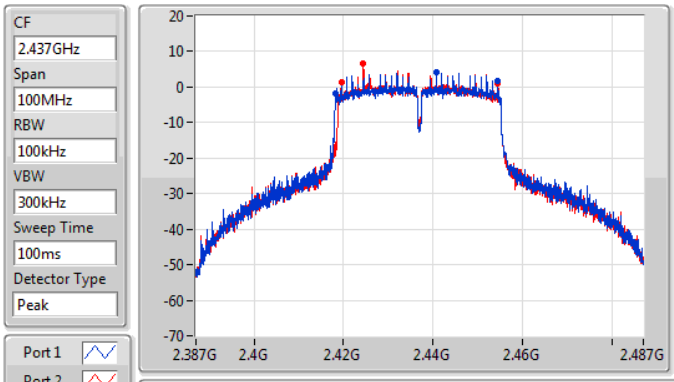

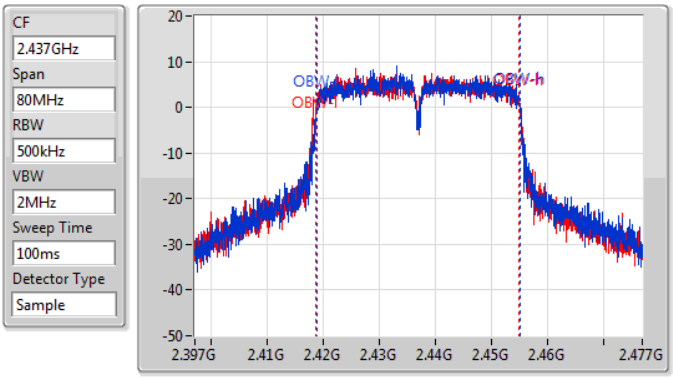

6dB(Hz)	Fl-6dB(Hz)	Fh-6dB(Hz)	OBW(Hz)	Fl-OBW(Hz)	Fh-OBW(Hz)	Limit(Hz)	Port
36.3M	2.4182G	2.4545G	36.222M	2.418849G	2.455071G	500k	1
35M	2.4195G	2.4545G	36.502M	2.418529G	2.455031G	500k	2

802.11n HT40_Nss1,(MCS0)_2TX EBW

2452MHz

14/09/2020

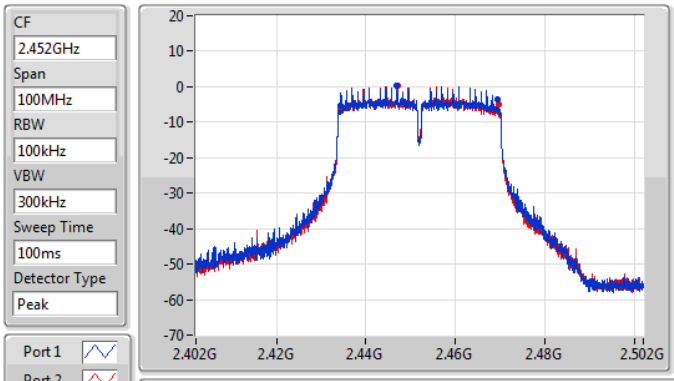

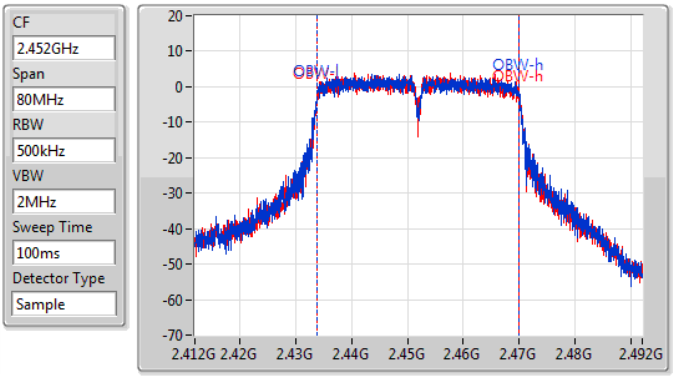

6dB(Hz)	Fl-6dB(Hz)	Fh-6dB(Hz)	OBW(Hz)	Fl-OBW(Hz)	Fh-OBW(Hz)	Limit(Hz)	Port
35.3M	2.4342G	2.4695G	36.102M	2.433889G	2.469991G	500k	1
35.15M	2.4344G	2.46955G	36.102M	2.433889G	2.469991G	500k	2

Summary

Mode	Total Power (dBm)	Total Power (W)
2.4-2.4835GHz	-	-
802.11b_Nss1,(1Mbps)_2TX	25.01	0.31696
802.11g_Nss1,(6Mbps)_2TX	25.71	0.37239
802.11n HT20_Nss1,(MCS0)_2TX	26.49	0.44566
802.11n HT40_Nss1,(MCS0)_2TX	21.20	0.13183

Result

Mode	Result	DG (dBi)	Port 1 (dBm)	Port 2 (dBm)	Total Power (dBm)	Power Limit (dBm)
802.11b_Nss1,(1Mbps)_2TX	-	-	-	-	-	-
2412MHz	Pass	3.19	20.39	20.81	23.62	30.00
2417MHz	Pass	3.19	20.76	21.41	24.11	30.00
2437MHz	Pass	3.19	21.83	22.16	25.01	30.00
2457MHz	Pass	3.19	20.83	21.02	23.94	30.00
2462MHz	Pass	3.19	21.14	21.44	24.30	30.00
802.11g_Nss1,(6Mbps)_2TX	-	-	-	-	-	-
2412MHz	Pass	3.19	18.98	19.42	22.22	30.00
2417MHz	Pass	3.19	21.25	21.63	24.45	30.00
2437MHz	Pass	3.19	22.60	22.79	25.71	30.00
2457MHz	Pass	3.19	19.04	19.47	22.27	30.00
2462MHz	Pass	3.19	18.94	19.24	22.10	30.00
802.11n HT20_Nss1,(MCS0)_2TX	-	-	-	-	-	-
2412MHz	Pass	3.19	17.13	17.76	20.47	30.00
2417MHz	Pass	3.19	20.85	21.30	24.09	30.00
2437MHz	Pass	3.19	23.37	23.58	26.49	30.00
2457MHz	Pass	3.19	20.60	20.87	23.75	30.00
2462MHz	Pass	3.19	17.16	17.38	20.28	30.00
802.11n HT40_Nss1,(MCS0)_2TX	-	-	-	-	-	-
2422MHz	Pass	3.19	15.97	16.59	19.30	30.00
2427MHz	Pass	3.19	16.12	16.52	19.33	30.00
2437MHz	Pass	3.19	18.14	18.24	21.20	30.00
2447MHz	Pass	3.19	16.58	16.95	19.78	30.00
2452MHz	Pass	3.19	14.46	14.44	17.46	30.00

DG = Directional Gain; Port X = Port X output power

Summary

Mode	Total Power (dBm)	Total Power (W)
2.4-2.4835GHz	-	-
802.11n HT20-BF_Nss1,(MCS0)_2TX	23.48	0.22284
802.11n HT40-BF_Nss1,(MCS0)_2TX	18.19	0.06592

Result

Mode	Result	DG (dBi)	Port 1 (dBm)	Port 2 (dBm)	Total Power (dBm)	Power Limit (dBm)
802.11n HT20-BF_Nss1,(MCS0)_2TX	-	-	-	-	-	-
2412MHz	Pass	6.20	14.12	14.75	17.46	29.80
2417MHz	Pass	6.20	17.84	18.29	21.08	29.80
2437MHz	Pass	6.20	20.36	20.57	23.48	29.80
2457MHz	Pass	6.20	17.59	17.86	20.74	29.80
2462MHz	Pass	6.20	14.15	14.37	17.27	29.80
802.11n HT40-BF_Nss1,(MCS0)_2TX	-	-	-	-	-	-
2422MHz	Pass	6.20	12.96	13.58	16.29	29.80
2427MHz	Pass	6.20	13.11	13.51	16.32	29.80
2437MHz	Pass	6.20	15.13	15.23	18.19	29.80
2447MHz	Pass	6.20	13.57	13.94	16.77	29.80
2452MHz	Pass	6.20	11.45	11.43	14.45	29.80

DG = Directional Gain; Port X = Port X output power

Summary

Mode	PD (dBm/RBW)
2.4-2.4835GHz	-
802.11b_Nss1,(1Mbps)_2TX	-3.05
802.11g_Nss1,(6Mbps)_2TX	-3.67
802.11n HT20_Nss1,(MCS0)_2TX	-2.98
802.11n HT40_Nss1,(MCS0)_2TX	-9.49

RBW = 3kHz;

Result

Mode	Result	DG (dBi)	Port 1 (dBm/RBW)	Port 2 (dBm/RBW)	PD (dBm/RBW)	PD Limit (dBm/RBW)
802.11b_Nss1,(1Mbps)_2TX	-	-	-	-	-	-
2412MHz	Pass	6.20	-9.30	-6.29	-5.29	7.80
2437MHz	Pass	6.20	-7.91	-5.02	-3.36	7.80
2462MHz	Pass	6.20	-4.81	-6.32	-3.05	7.80
802.11g_Nss1,(6Mbps)_2TX	-	-	-	-	-	-
2412MHz	Pass	6.20	-8.57	-8.24	-6.40	7.80
2437MHz	Pass	6.20	-5.95	-5.19	-3.67	7.80
2462MHz	Pass	6.20	-8.86	-9.15	-7.48	7.80
802.11n HT20_Nss1,(MCS0)_2TX	-	-	-	-	-	-
2412MHz	Pass	6.20	-9.98	-10.75	-8.66	7.80
2437MHz	Pass	6.20	-5.78	-4.73	-2.98	7.80
2462MHz	Pass	6.20	-10.24	-10.64	-8.24	7.80
802.11n HT40_Nss1,(MCS0)_2TX	-	-	-	-	-	-
2422MHz	Pass	6.20	-12.39	-12.35	-10.30	7.80
2437MHz	Pass	6.20	-11.92	-11.98	-9.49	7.80
2452MHz	Pass	6.20	-15.44	-15.35	-12.75	7.80

DG = Directional Gain; RBW = 3kHz;
PD = trace bin-by-bin of each transmits port summing can be performed maximum power density; Port X = Port X Power Density;

802.11b_Nss1,(1Mbps)_2TX PSD

2412MHz

14/09/2020

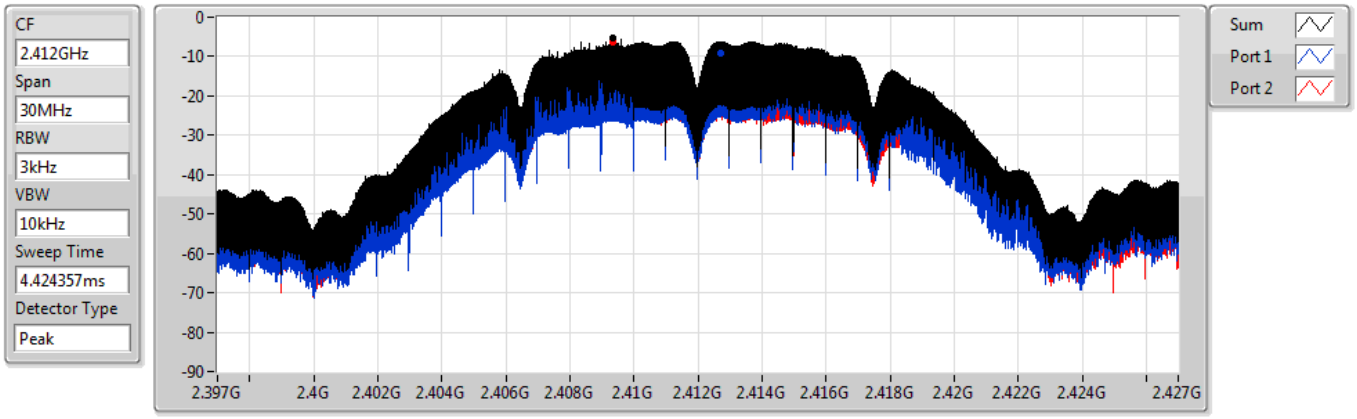

Sum	PD	Port 1	Port 2
(dBm/RBW)	(dBm/RBW)	(dBm/RBW)	(dBm/RBW)
-5.29	-5.29	-9.30	-6.29

802.11b_Nss1,(1Mbps)_2TX PSD

2437MHz

14/09/2020

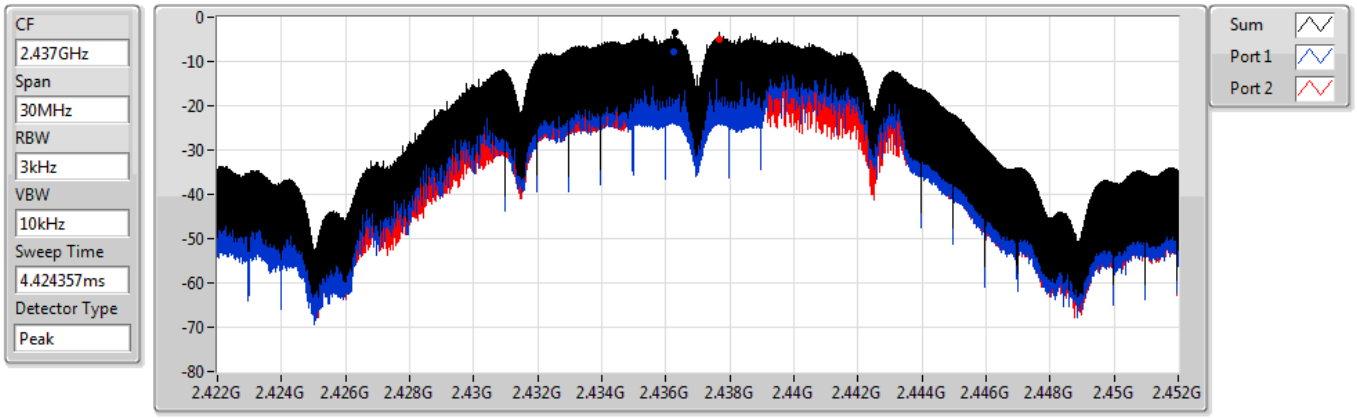

Sum	PD	Port 1	Port 2
(dBm/RBW)	(dBm/RBW)	(dBm/RBW)	(dBm/RBW)
-3.36	-3.36	-7.91	-5.02

802.11b_Nss1,(1Mbps)_2TX PSD

2462MHz

14/09/2020

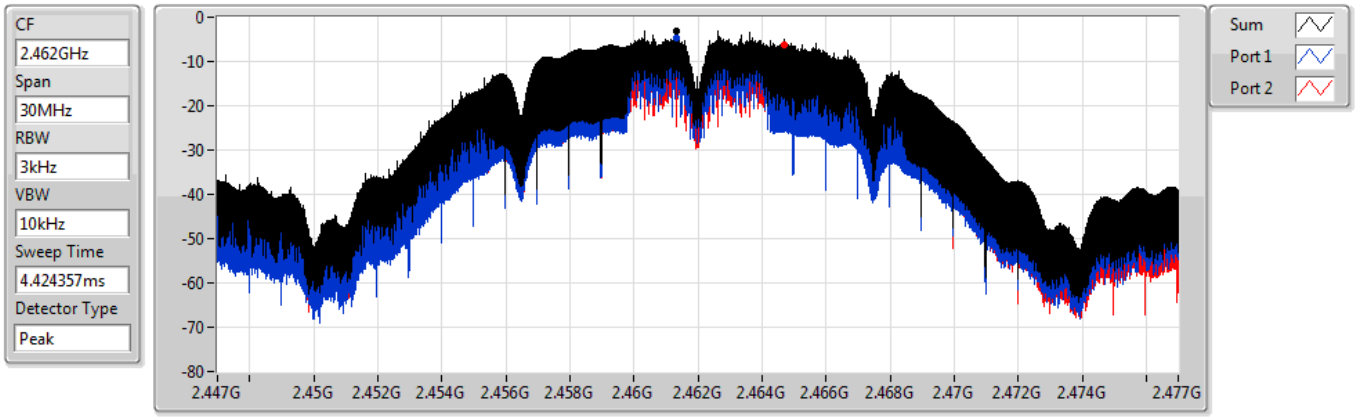

Sum	PD	Port 1	Port 2
(dBm/RBW)	(dBm/RBW)	(dBm/RBW)	(dBm/RBW)
-3.05	-3.05	-4.81	-6.32

802.11g_Nss1,(6Mbps)_2TX PSD

2412MHz

14/09/2020

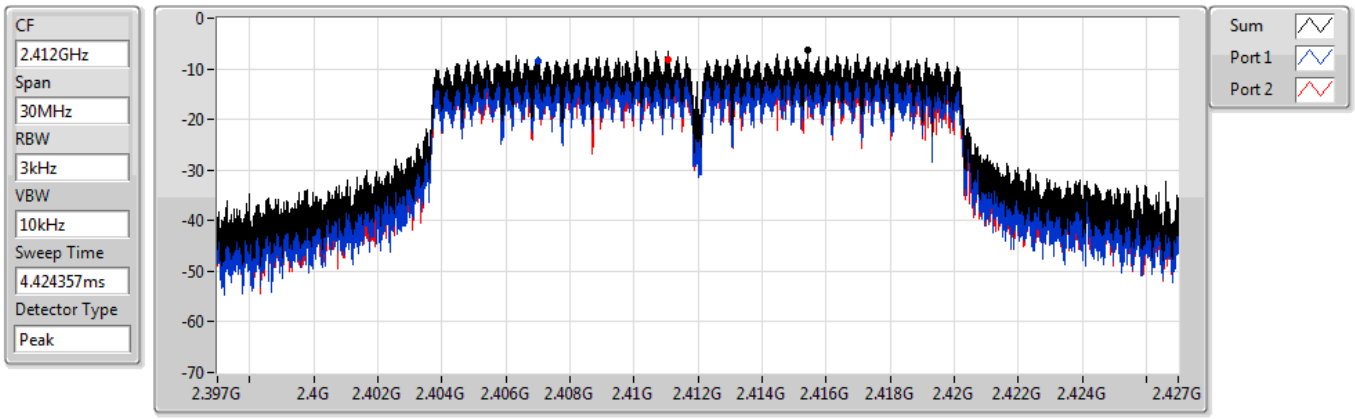

Sum	PD	Port 1	Port 2
(dBm/RBW)	(dBm/RBW)	(dBm/RBW)	(dBm/RBW)
-6.40	-6.40	-8.57	-8.24

802.11g_Nss1,(6Mbps)_2TX PSD

2437MHz

14/09/2020

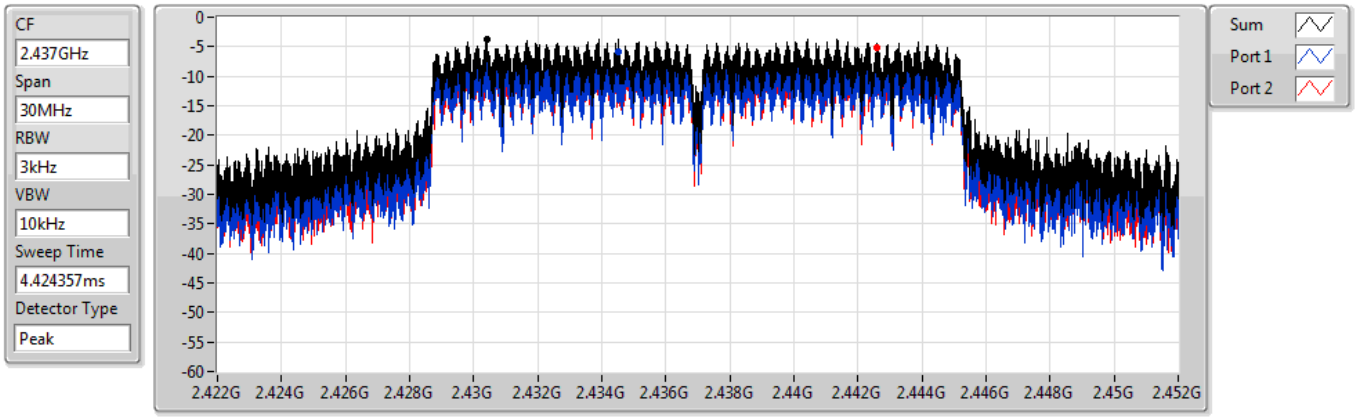

Sum	PD	Port 1	Port 2
(dBm/RBW)	(dBm/RBW)	(dBm/RBW)	(dBm/RBW)
-3.67	-3.67	-5.95	-5.19

802.11g_Nss1,(6Mbps)_2TX PSD

2462MHz

14/09/2020

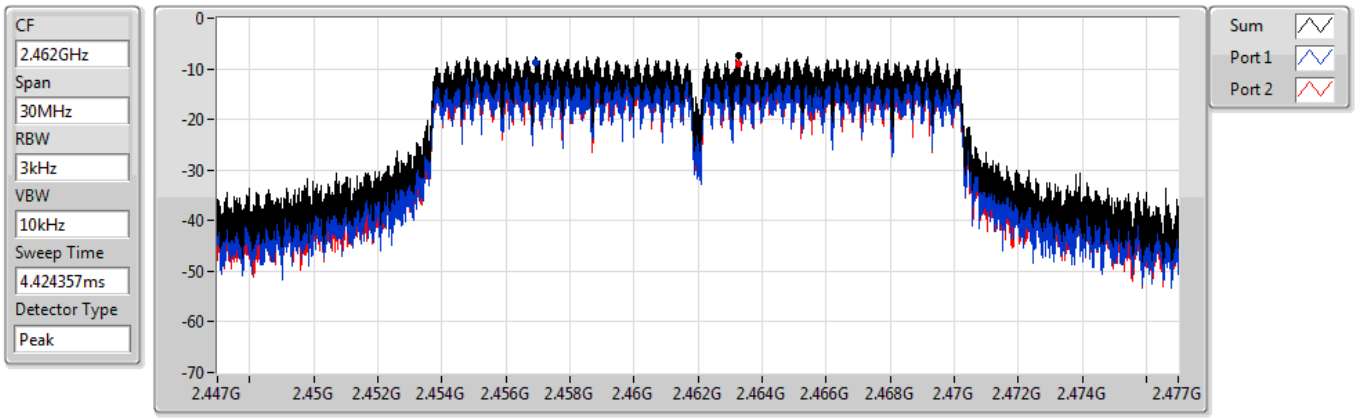

Sum	PD	Port 1	Port 2
(dBm/RBW)	(dBm/RBW)	(dBm/RBW)	(dBm/RBW)
-7.48	-7.48	-8.86	-9.15

802.11n HT20_Nss1,(MCS0)_2TX PSD

2412MHz

14/09/2020

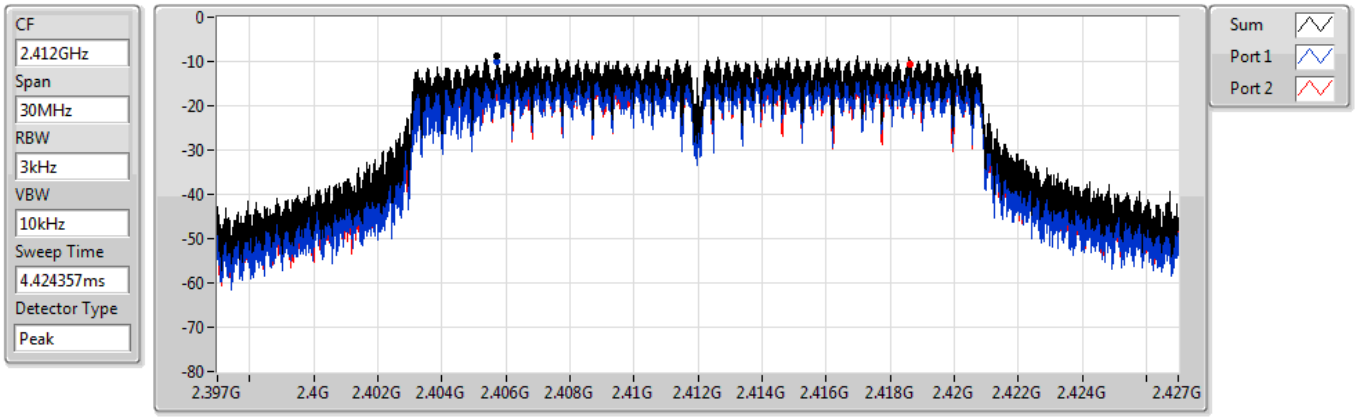

Sum	PD	Port 1	Port 2
(dBm/RBW)	(dBm/RBW)	(dBm/RBW)	(dBm/RBW)
-8.66	-8.66	-9.98	-10.75

802.11n HT20_Nss1,(MCS0)_2TX PSD

2437MHz

14/09/2020

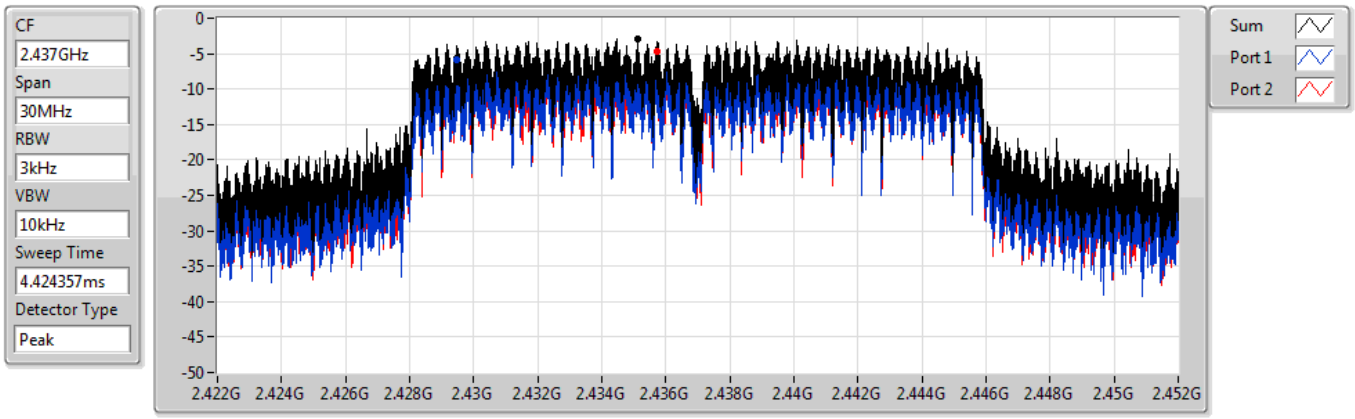

Sum	PD	Port 1	Port 2
(dBm/RBW)	(dBm/RBW)	(dBm/RBW)	(dBm/RBW)
-2.98	-2.98	-5.78	-4.73

802.11n HT20_Nss1,(MCS0)_2TX PSD

2462MHz

14/09/2020

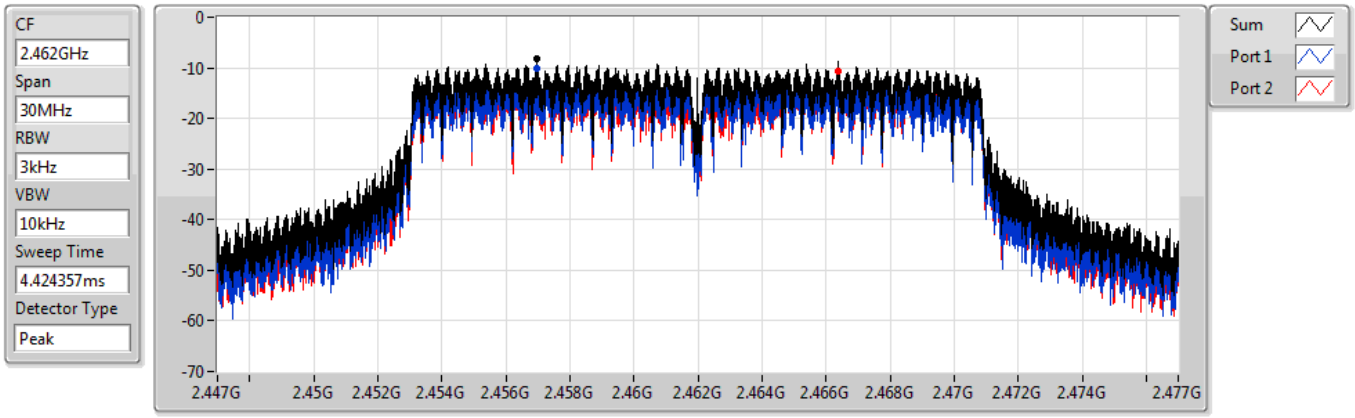

Sum	PD	Port 1	Port 2
(dBm/RBW)	(dBm/RBW)	(dBm/RBW)	(dBm/RBW)
-8.24	-8.24	-10.24	-10.64

802.11n HT40_Nss1,(MCS0)_2TX PSD

2422MHz

14/09/2020

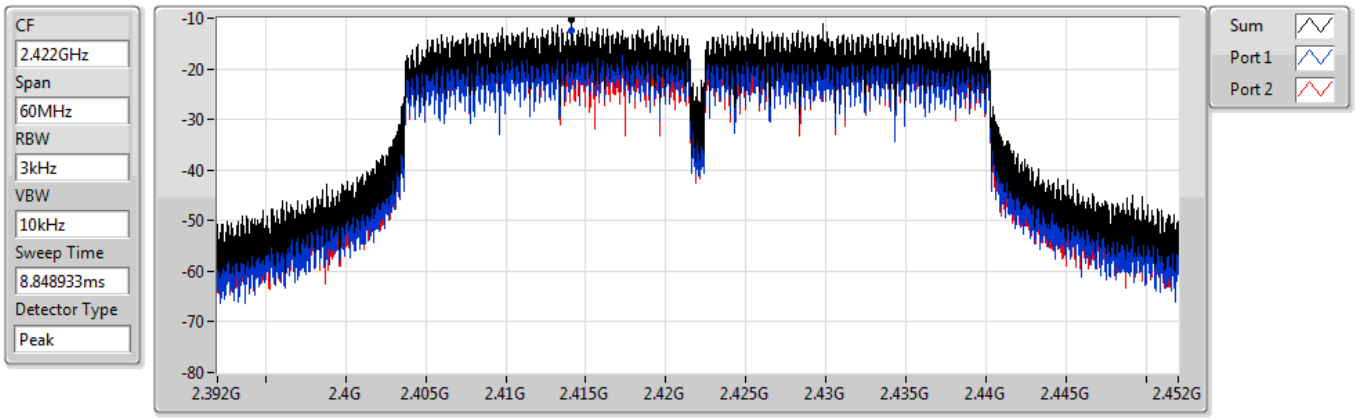

Sum	PD	Port 1	Port 2
(dBm/RBW)	(dBm/RBW)	(dBm/RBW)	(dBm/RBW)
-10.30	-10.30	-12.39	-12.35

802.11n HT40_Nss1,(MCS0)_2TX PSD

2437MHz

14/09/2020

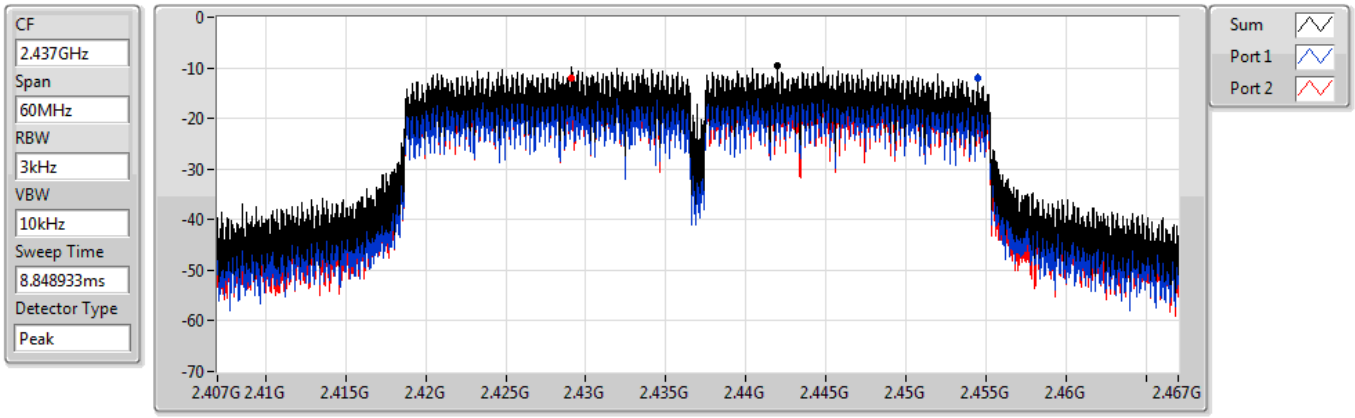

Sum	PD	Port 1	Port 2
(dBm/RBW)	(dBm/RBW)	(dBm/RBW)	(dBm/RBW)
-9.49	-9.49	-11.92	-11.98

802.11n HT40_Nss1,(MCS0)_2TX PSD

2452MHz

14/09/2020

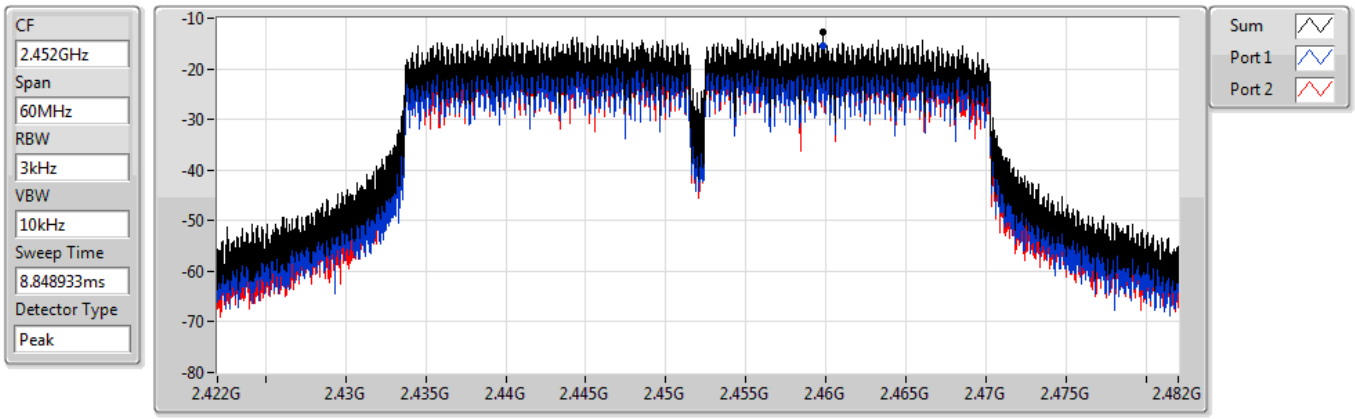

Sum	PD	Port 1	Port 2
(dBm/RBW)	(dBm/RBW)	(dBm/RBW)	(dBm/RBW)
-12.75	-12.75	-15.44	-15.35

Summary

Mode	Result	Ref (Hz)	Ref (dBm)	Limit (dBm)	Freq (Hz)	Level (dBm)	Freq (Hz)	Level (dBm)	Freq (Hz)	Level (dBm)	Freq (Hz)	Level (dBm)	Freq (Hz)	Level (dBm)	Port
2.4-2.4835GHz	-	-	-	-	-	-	-	-	-	-	-	-	-	-	-
802.11b_Nss1,(1Mbps)_2TX	Pass	2.43849G	10.89	-19.11	2.14972G	-54.70	2.39748G	-28.45	2.4G	-39.23	2.50996G	-51.82	24.3538G	-41.18	2
802.11g_Nss1,(6Mbps)_2TX	Pass	2.442G	12.24	-17.76	1.97817G	-55.87	2.39918G	-19.97	2.4G	-22.36	2.48416G	-52.73	14.9811G	-40.24	2
802.11n HT20_Nss1,(MCS0)_2TX	Pass	2.44196G	13.09	-16.91	1.97526G	-55.30	2.39974G	-24.43	2.4G	-27.31	2.48358G	-52.92	24.60666G	-41.16	2
802.11n HT40_Nss1,(MCS0)_2TX	Pass	2.43198G	4.37	-25.63	2.09215G	-55.46	2.39956G	-27.17	2.4G	-30.75	2.48598G	-52.51	23.44908G	-40.76	2

Result

Mode	Result	Ref (Hz)	Ref (dBm)	Limit (dBm)	Freq (Hz)	Level (dBm)	Freq (Hz)	Level (dBm)	Freq (Hz)	Level (dBm)	Freq (Hz)	Level (dBm)	Freq (Hz)	Level (dBm)	Port
802.11b_Nss1,(1Mbps)_2TX	-	-	-	-	-	-	-	-	-	-	-	-	-	-	-
2412MHz	Pass	2.43849G	10.89	-19.11	2.16778G	-54.36	2.39748G	-30.50	2.4G	-41.41	2.48864G	-50.56	14.99234G	-40.25	1
2412MHz	Pass	2.43849G	10.89	-19.11	2.14972G	-54.70	2.39748G	-28.45	2.4G	-39.23	2.50996G	-51.82	24.3538G	-41.18	2
2437MHz	Pass	2.43849G	10.89	-19.11	2.10399G	-54.45	2.39996G	-45.90	2.4G	-46.42	2.48448G	-49.84	14.95862G	-40.11	1
2437MHz	Pass	2.43849G	10.89	-19.11	1.97759G	-54.72	2.39998G	-43.69	2.4G	-46.91	2.48486G	-50.44	14.96424G	-40.55	2
2462MHz	Pass	2.43849G	10.89	-19.11	2.15554G	-55.64	2.39642G	-53.60	2.4835G	-44.24	2.48352G	-46.56	23.42665G	-40.51	1
2462MHz	Pass	2.43849G	10.89	-19.11	2.30292G	-55.35	2.3971G	-53.15	2.4835G	-44.99	2.4835G	-45.66	23.4126G	-40.52	2
802.11g_Nss1,(6Mbps)_2TX	-	-	-	-	-	-	-	-	-	-	-	-	-	-	-
2412MHz	Pass	2.442G	12.24	-17.76	2.30292G	-53.86	2.39984G	-21.73	2.4G	-20.82	2.48614G	-53.05	23.45755G	-41.09	1
2412MHz	Pass	2.442G	12.24	-17.76	1.97817G	-55.87	2.39918G	-19.97	2.4G	-22.36	2.48416G	-52.73	14.9811G	-40.24	2
2437MHz	Pass	2.442G	12.24	-17.76	2.10312G	-54.23	2.39732G	-39.30	2.4G	-40.31	2.48358G	-46.62	17.67547G	-40.73	1
2437MHz	Pass	2.442G	12.24	-17.76	1.76061G	-54.72	2.39948G	-38.86	2.4G	-42.30	2.4835G	-46.90	15.30139G	-41.12	2
2462MHz	Pass	2.442G	12.24	-17.76	2.10574G	-54.59	2.39556G	-52.65	2.4835G	-34.85	2.48358G	-34.64	24.53923G	-41.54	1
2462MHz	Pass	2.442G	12.24	-17.76	2.3035G	-54.48	2.39584G	-53.22	2.4835G	-35.61	2.48356G	-34.15	23.41541G	-40.86	2
802.11n HT20_Nss1,(MCS0)_2TX	-	-	-	-	-	-	-	-	-	-	-	-	-	-	-
2412MHz	Pass	2.44196G	13.09	-16.91	2.18933G	-55.25	2.39976G	-25.19	2.4G	-27.29	2.48604G	-52.59	23.41822G	-40.41	1
2412MHz	Pass	2.44196G	13.09	-16.91	1.97526G	-55.30	2.39974G	-24.43	2.4G	-27.31	2.48358G	-52.92	24.60666G	-41.16	2
2437MHz	Pass	2.44196G	13.09	-16.91	2.3035G	-54.88	2.39984G	-30.39	2.4G	-33.43	2.4842G	-41.10	16.6865G	-41.03	1
2437MHz	Pass	2.44196G	13.09	-16.91	2.13807G	-54.27	2.39972G	-30.66	2.4G	-34.35	2.4841G	-39.80	16.98713G	-40.85	2
2462MHz	Pass	2.44196G	13.09	-16.91	2.1136G	-54.81	2.3957G	-52.92	2.4835G	-41.63	2.48412G	-40.16	16.81013G	-40.57	1
2462MHz	Pass	2.44196G	13.09	-16.91	2.10778G	-53.72	2.39884G	-52.78	2.4835G	-39.68	2.48358G	-38.74	24.82019G	-41.08	2
802.11n HT40_Nss1,(MCS0)_2TX	-	-	-	-	-	-	-	-	-	-	-	-	-	-	-
2422MHz	Pass	2.43198G	4.37	-25.63	2.19376G	-54.72	2.39956G	-29.02	2.4G	-31.34	2.4839G	-52.56	24.78966G	-41.18	1
2422MHz	Pass	2.43198G	4.37	-25.63	2.09215G	-55.46	2.39956G	-27.17	2.4G	-30.75	2.48598G	-52.51	23.44908G	-40.76	2
2437MHz	Pass	2.43198G	4.37	-25.63	2.07955G	-55.22	2.39948G	-28.95	2.4G	-33.69	2.48382G	-39.87	23.45749G	-40.43	1
2437MHz	Pass	2.43198G	4.37	-25.63	1.7455G	-55.33	2.39948G	-28.54	2.4G	-32.61	2.48382G	-41.56	23.40701G	-40.65	2
2452MHz	Pass	2.43198G	4.37	-25.63	2.02774G	-54.59	2.39956G	-48.62	2.4835G	-43.43	2.48382G	-44.30	24.82331G	-41.47	1
2452MHz	Pass	2.43198G	4.37	-25.63	1.94501G	-54.72	2.39948G	-47.42	2.4835G	-45.24	2.48458G	-44.79	16.84153G	-40.43	2

802.11b_Nss1,(1Mbps)_2TX **CSENdB**

2412MHz

Ref(Hz)	Ref(dBm)	Limit(dBm)	Freq(Hz)	Level(dBm)	Freq(Hz)	Level(dBm)	Freq(Hz)	Level(dBm)	Freq(Hz)	Level(dBm)	Freq(Hz)	Level(dBm)	Port
2.43849G	10.89	-19.11	2.16778G	-54.36	2.39748G	-30.50	2.4G	-41.41	2.48864G	-50.56	14.99234G	-40.25	1
2.43849G	10.89	-19.11	2.14972G	-54.70	2.39748G	-28.45	2.4G	-39.23	2.50996G	-51.82	24.3538G	-41.18	2

802.11b_Nss1,(1Mbps)_2TX **CSENdB**

2437MHz

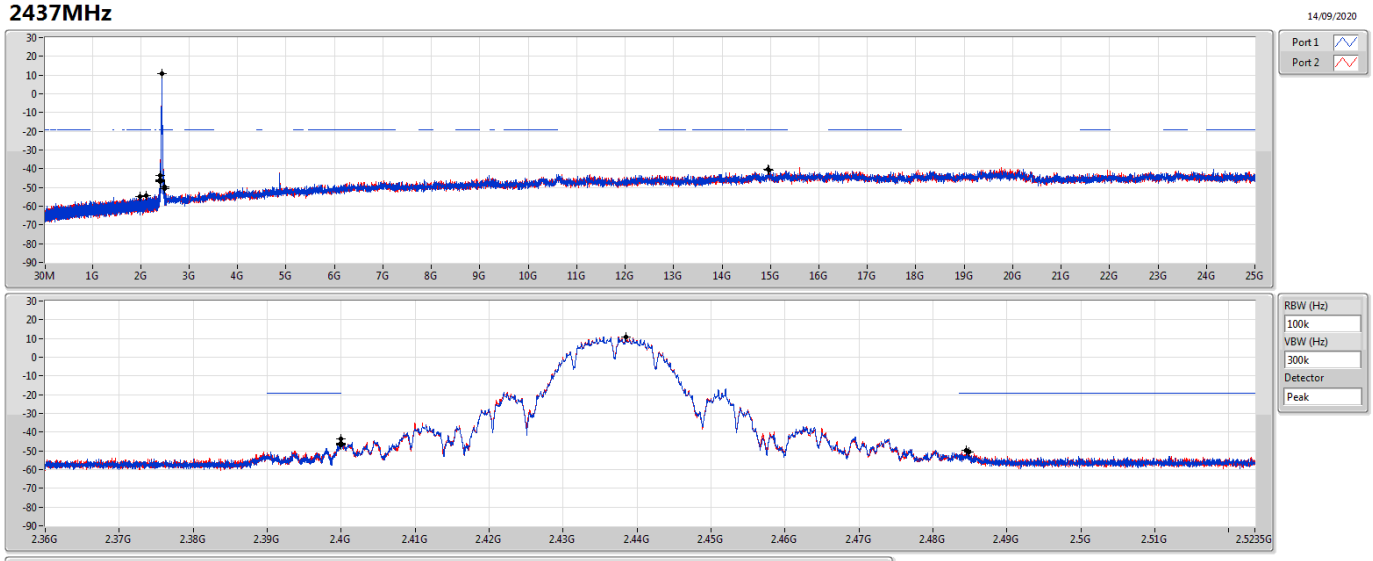

Ref(Hz)	Ref(dBm)	Limit(dBm)	Freq(Hz)	Level(dBm)	Freq(Hz)	Level(dBm)	Freq(Hz)	Level(dBm)	Freq(Hz)	Level(dBm)	Freq(Hz)	Level(dBm)	Port
2.43849G	10.89	-19.11	2.10399G	-54.45	2.39996G	-45.90	2.4G	-46.42	2.48448G	-49.84	14.95862G	-40.11	1
2.43849G	10.89	-19.11	1.97759G	-54.72	2.39998G	-43.69	2.4G	-46.91	2.48486G	-50.44	14.96424G	-40.55	2

802.11b_Nss1,(1Mbps)_2TX **CSENdB**

2462MHz

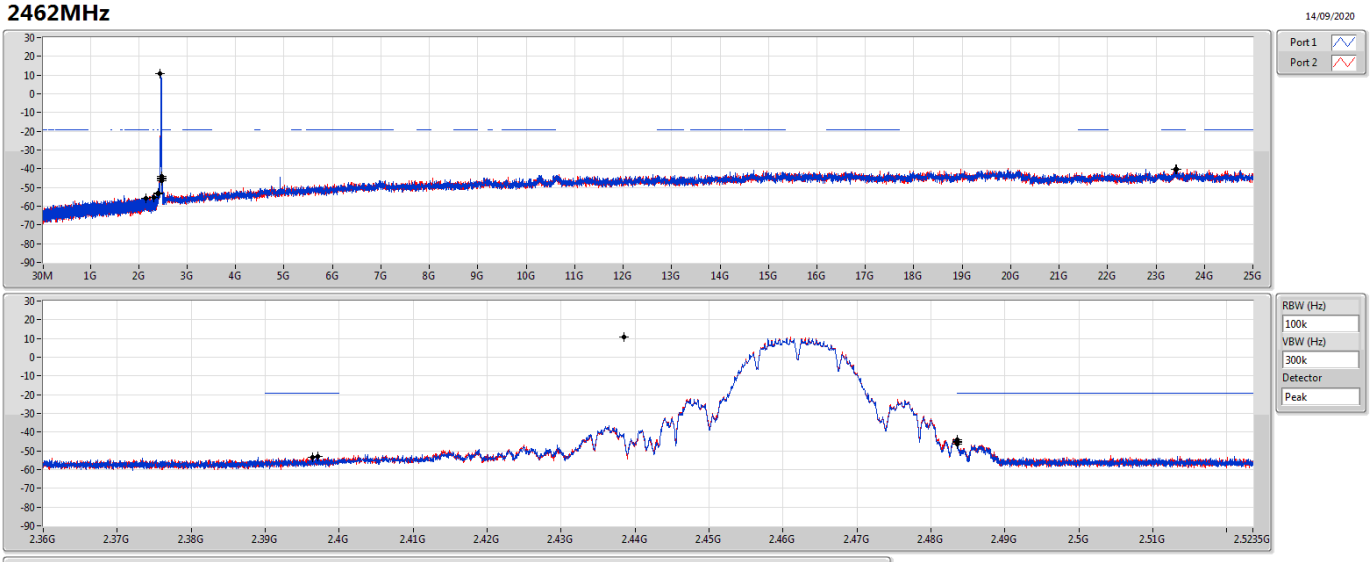

Ref(Hz)	Ref(dBm)	Limit(dBm)	Freq(Hz)	Level(dBm)	Freq(Hz)	Level(dBm)	Freq(Hz)	Level(dBm)	Freq(Hz)	Level(dBm)	Freq(Hz)	Level(dBm)	Port
2.43849G	10.89	-19.11	2.15554G	-55.64	2.39642G	-53.60	2.4835G	-44.24	2.48352G	-46.56	23.42665G	-40.51	1
2.43849G	10.89	-19.11	2.30292G	-55.35	2.3971G	-53.15	2.4835G	-44.99	2.4835G	-45.66	23.4126G	-40.52	2

802.11g_Nss1,(6Mbps)_2TX **CSENdB**

2412MHz

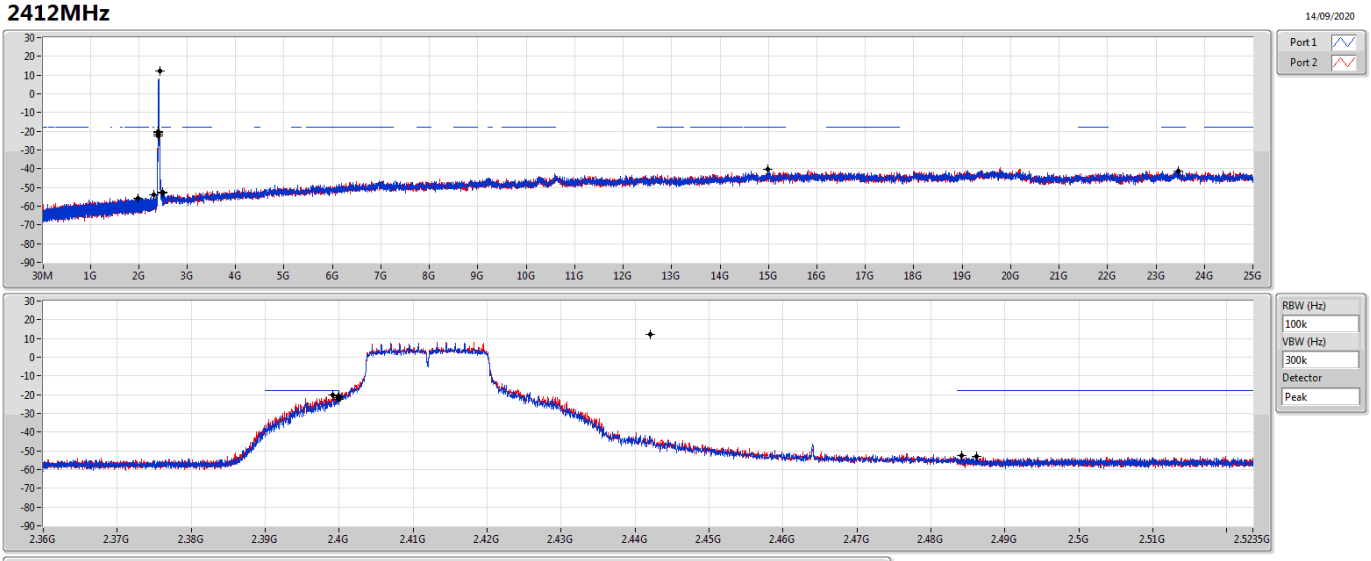

Ref(Hz)	Ref(dBm)	Limit(dBm)	Freq(Hz)	Level(dBm)	Freq(Hz)	Level(dBm)	Freq(Hz)	Level(dBm)	Freq(Hz)	Level(dBm)	Freq(Hz)	Level(dBm)	Port
2.442G	12.24	-17.76	2.30292G	-53.86	2.39984G	-21.73	2.4G	-20.82	2.48614G	-53.05	23.45755G	-41.09	1
2.442G	12.24	-17.76	1.97817G	-55.87	2.39918G	-19.97	2.4G	-22.36	2.48416G	-52.73	14.9811G	-40.24	2

802.11g_Nss1,(6Mbps)_2TX **CSENdB**

2437MHz

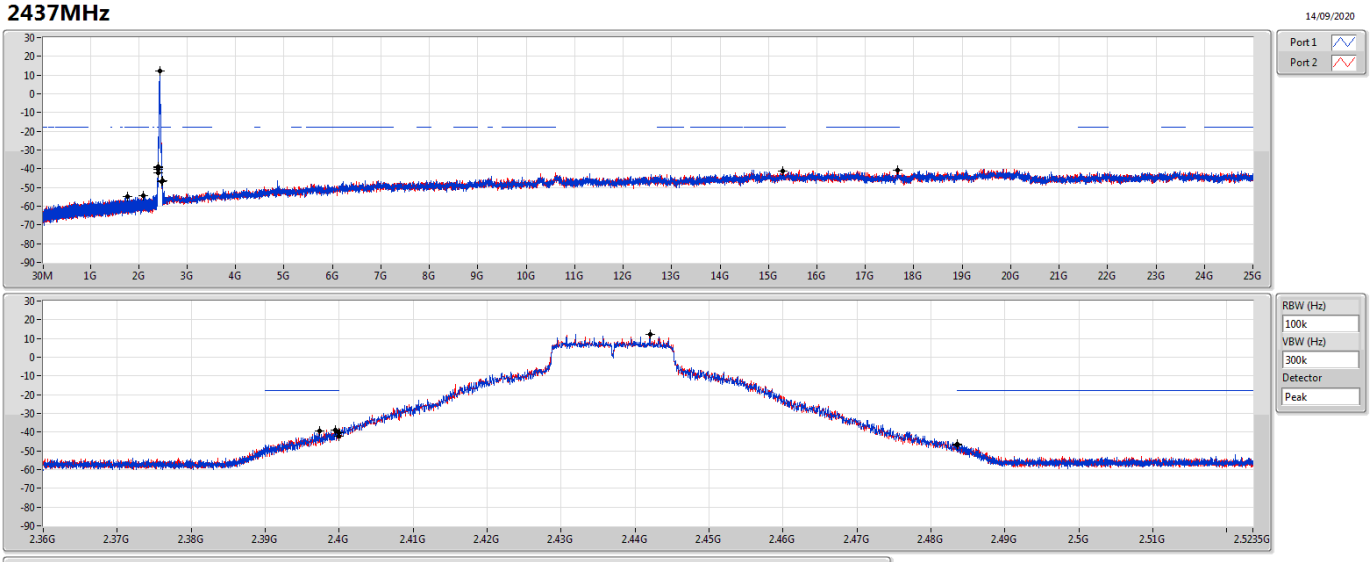

Ref(Hz)	Ref(dBm)	Limit(dBm)	Freq(Hz)	Level(dBm)	Freq(Hz)	Level(dBm)	Freq(Hz)	Level(dBm)	Freq(Hz)	Level(dBm)	Freq(Hz)	Level(dBm)	Port
2.442G	12.24	-17.76	2.10312G	-54.23	2.39732G	-39.30	2.4G	-40.31	2.48358G	-46.62	17.67547G	-40.73	1
2.442G	12.24	-17.76	1.76061G	-54.72	2.39948G	-38.86	2.4G	-42.30	2.4835G	-46.90	15.30139G	-41.12	2

802.11g_Nss1,(6Mbps)_2TX **CSENdB**

2462MHz

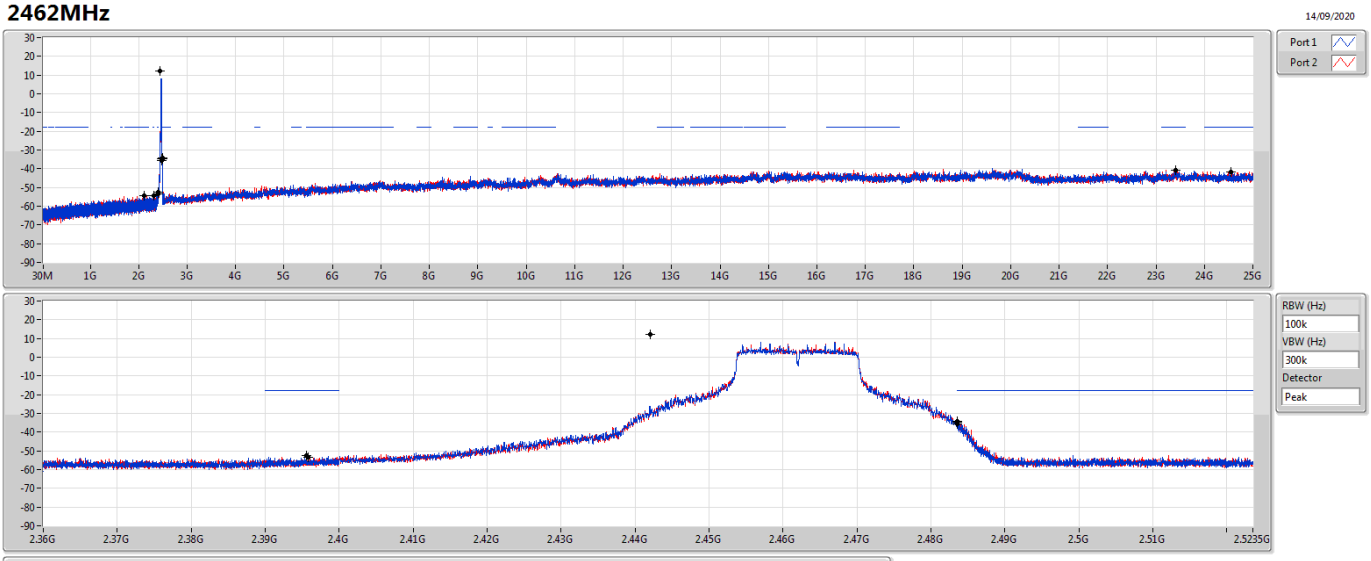

Ref(Hz)	Ref(dBm)	Limit(dBm)	Freq(Hz)	Level(dBm)	Freq(Hz)	Level(dBm)	Freq(Hz)	Level(dBm)	Freq(Hz)	Level(dBm)	Freq(Hz)	Level(dBm)	Port
2.442G	12.24	-17.76	2.10574G	-54.59	2.39556G	-52.65	2.4835G	-34.85	2.48358G	-34.64	24.53923G	-41.54	1
2.442G	12.24	-17.76	2.3035G	-54.48	2.39584G	-53.22	2.4835G	-35.61	2.48356G	-34.15	23.41541G	-40.86	2

802.11n HT20_Nss1,(MCS0)_2TX **CSENdB**

2412MHz

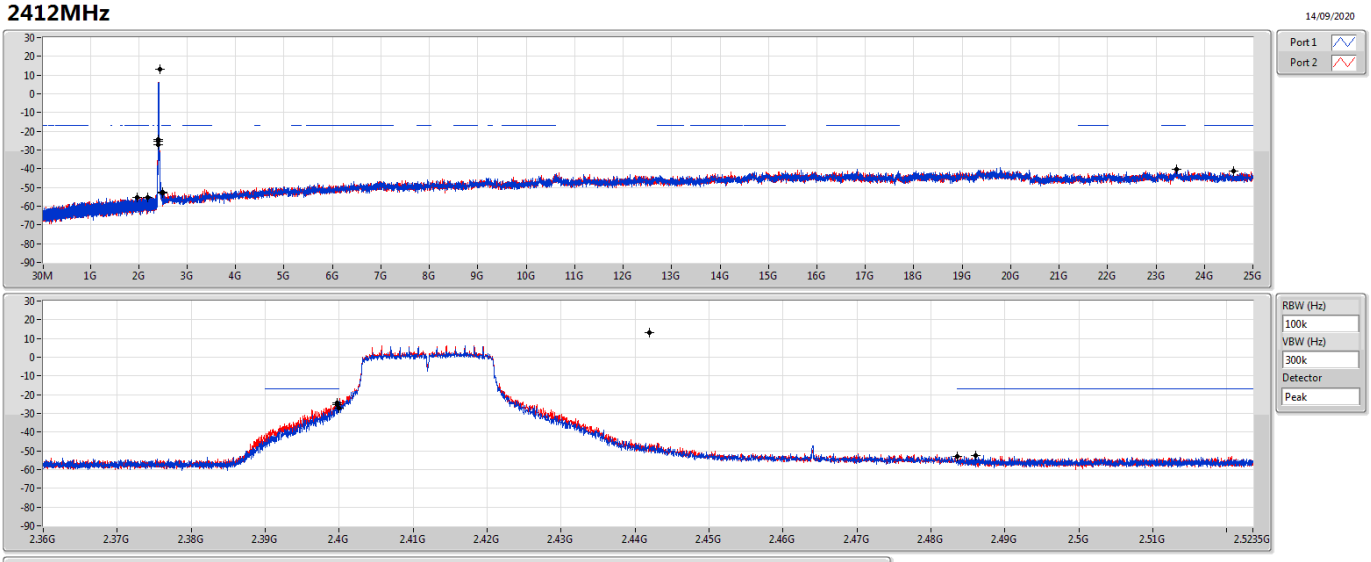

Ref(Hz)	Ref(dBm)	Limit(dBm)	Freq(Hz)	Level(dBm)	Freq(Hz)	Level(dBm)	Freq(Hz)	Level(dBm)	Freq(Hz)	Level(dBm)	Freq(Hz)	Level(dBm)	Port
2.44196G	13.09	-16.91	2.18933G	-55.25	2.39976G	-25.19	2.4G	-27.29	2.48604G	-52.59	23.41822G	-40.41	1
2.44196G	13.09	-16.91	1.97526G	-55.30	2.39974G	-24.43	2.4G	-27.31	2.48358G	-52.92	24.60666G	-41.16	2

802.11n HT20_Nss1,(MCS0)_2TX **CSENdB**

2437MHz

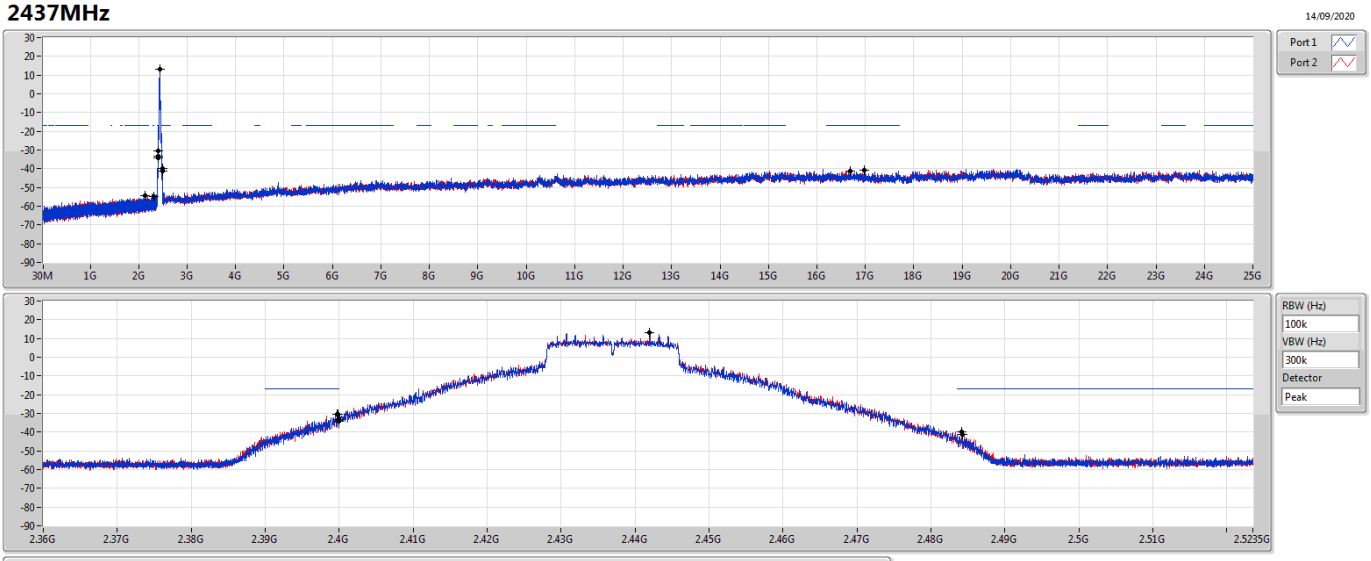

Ref(Hz)	Ref(dBm)	Limit(dBm)	Freq(Hz)	Level(dBm)	Freq(Hz)	Level(dBm)	Freq(Hz)	Level(dBm)	Freq(Hz)	Level(dBm)	Freq(Hz)	Level(dBm)	Port
2.44196G	13.09	-16.91	2.3035G	-54.88	2.39984G	-30.39	2.4G	-33.43	2.4842G	-41.10	16.6865G	-41.03	1
2.44196G	13.09	-16.91	2.13807G	-54.27	2.39972G	-30.66	2.4G	-34.35	2.4841G	-39.80	16.98713G	-40.85	2

802.11n HT20_Nss1,(MCS0)_2TX **CSENdB**

2462MHz

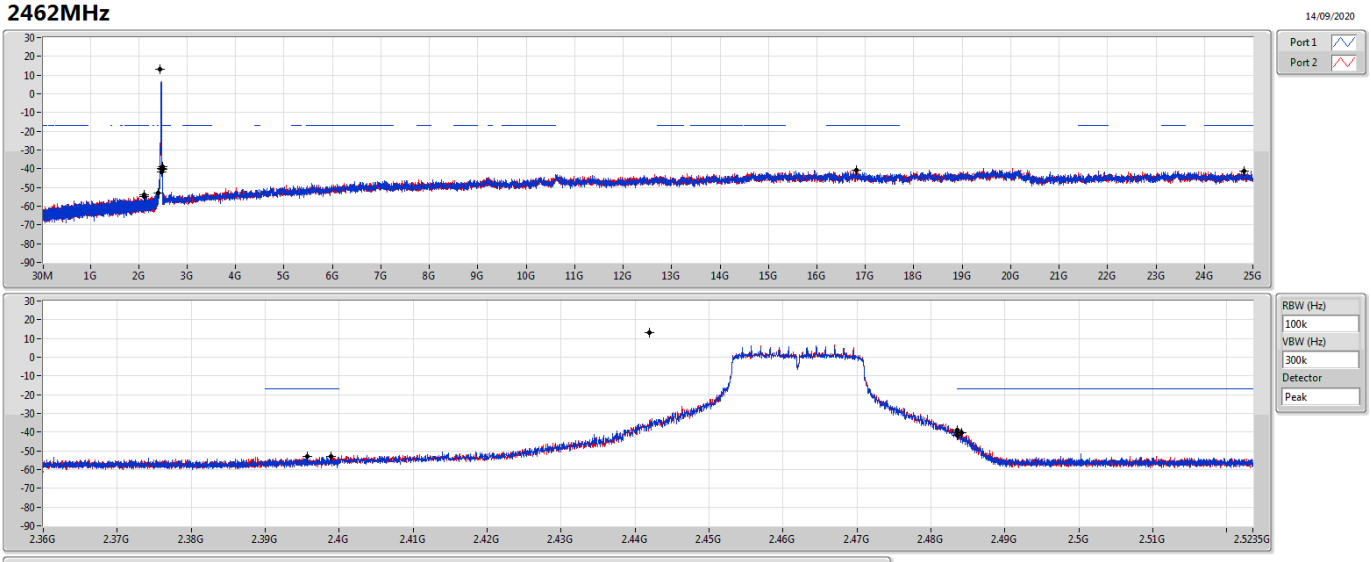

Ref(Hz)	Ref(dBm)	Limit(dBm)	Freq(Hz)	Level(dBm)	Freq(Hz)	Level(dBm)	Freq(Hz)	Level(dBm)	Freq(Hz)	Level(dBm)	Freq(Hz)	Level(dBm)	Port
2.44196G	13.09	-16.91	2.1136G	-54.81	2.3957G	-52.92	2.4835G	-41.63	2.48412G	-40.16	16.81013G	-40.57	1
2.44196G	13.09	-16.91	2.10778G	-53.72	2.39884G	-52.78	2.4835G	-39.68	2.48358G	-38.74	24.82019G	-41.08	2

802.11n HT40_Nss1,(MCS0)_2TX **CSENdB**

2422MHz

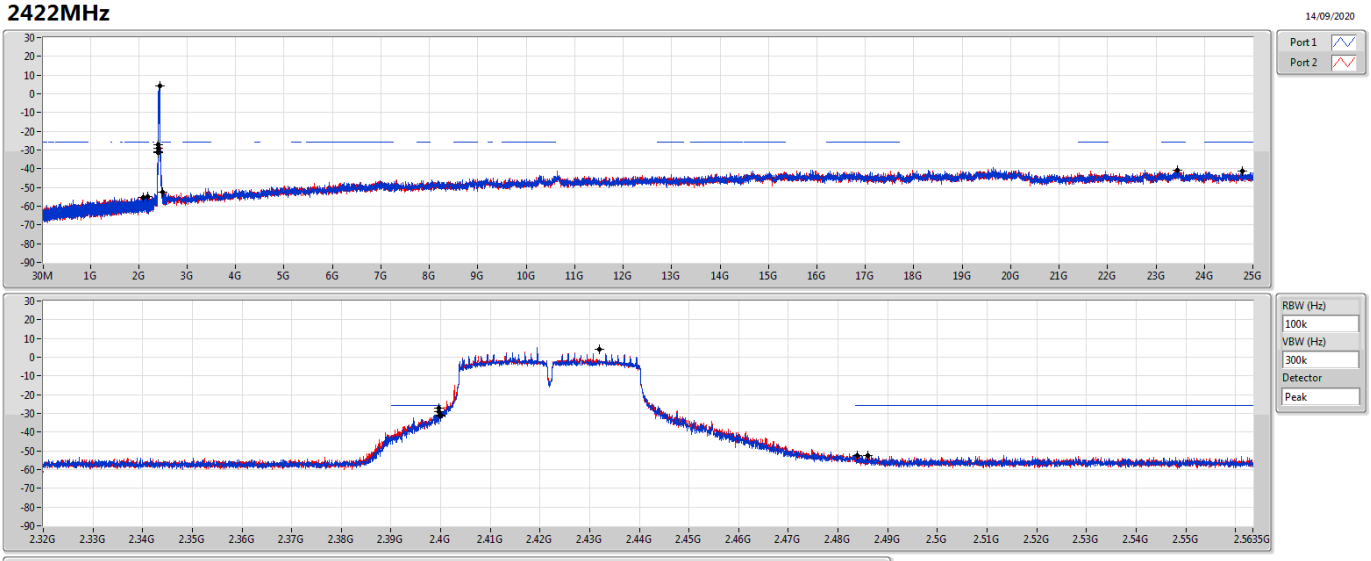

Ref(Hz)	Ref(dBm)	Limit(dBm)	Freq(Hz)	Level(dBm)	Freq(Hz)	Level(dBm)	Freq(Hz)	Level(dBm)	Freq(Hz)	Level(dBm)	Freq(Hz)	Level(dBm)	Port
2.43198G	4.37	-25.63	2.19376G	-54.72	2.39956G	-29.02	2.4G	-31.34	2.4839G	-52.56	24.78966G	-41.18	1
2.43198G	4.37	-25.63	2.09215G	-55.46	2.39956G	-27.17	2.4G	-30.75	2.48598G	-52.51	23.44908G	-40.76	2

802.11n HT40_Nss1,(MCS0)_2TX **CSENdB**

2437MHz

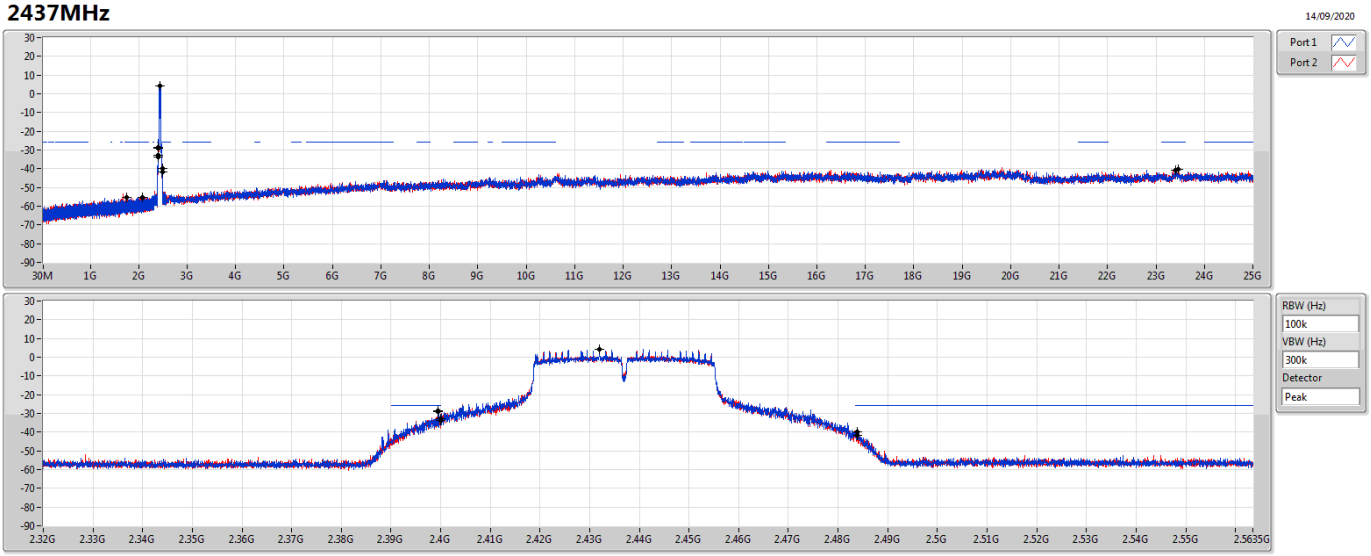

Ref(Hz)	Ref(dBm)	Limit(dBm)	Freq(Hz)	Level(dBm)	Freq(Hz)	Level(dBm)	Freq(Hz)	Level(dBm)	Freq(Hz)	Level(dBm)	Freq(Hz)	Level(dBm)	Port
2.43198G	4.37	-25.63	2.07955G	-55.22	2.39948G	-28.95	2.4G	-33.69	2.48382G	-39.87	23.45749G	-40.43	1
2.43198G	4.37	-25.63	1.7455G	-55.33	2.39948G	-28.54	2.4G	-32.61	2.48382G	-41.56	23.40701G	-40.65	2

802.11n HT40_Nss1,(MCS0)_2TX **CSENdB**

2452MHz

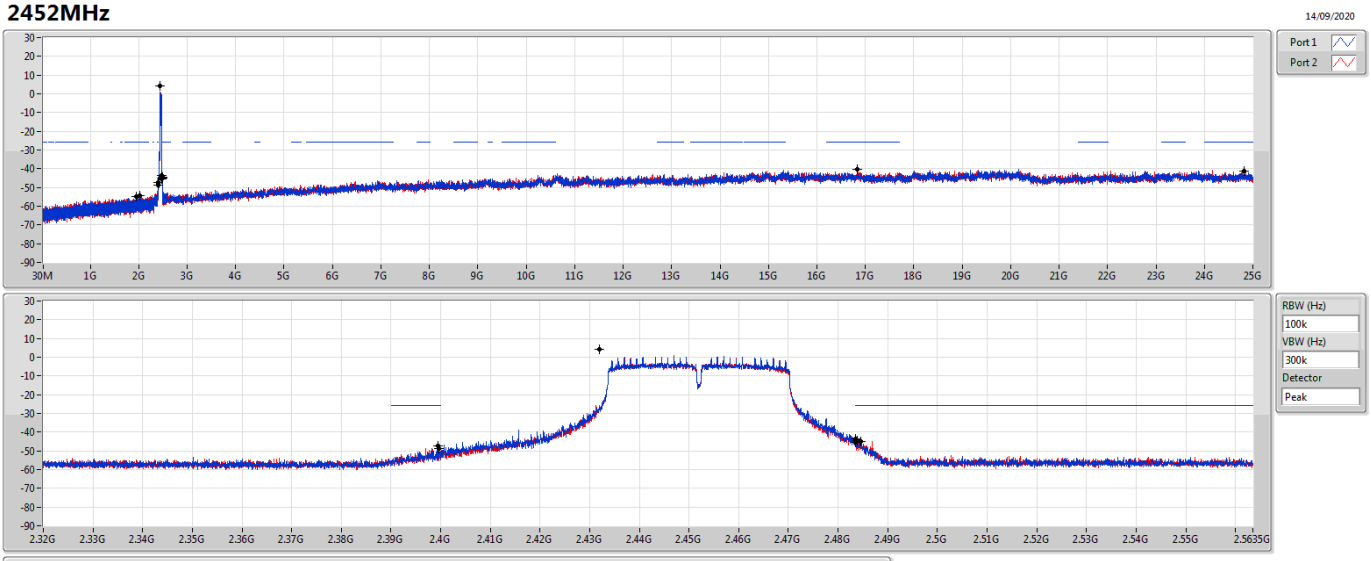

Ref(Hz)	Ref(dBm)	Limit(dBm)	Freq(Hz)	Level(dBm)	Freq(Hz)	Level(dBm)	Freq(Hz)	Level(dBm)	Freq(Hz)	Level(dBm)	Freq(Hz)	Level(dBm)	Port
2.43198G	4.37	-25.63	2.02774G	-54.59	2.39956G	-48.62	2.4835G	-43.43	2.48382G	-44.30	24.82331G	-41.47	1
2.43198G	4.37	-25.63	1.94501G	-54.72	2.39948G	-47.42	2.4835G	-45.24	2.48458G	-44.79	16.84153G	-40.43	2

Summary

Mode	Result	Type	Freq (Hz)	Level (dBuV/m)	Limit (dBuV/m)	Margin (dB)	Dist (m)	Condition	Azimuth (°)	Height (m)	Comments
2.4-2.4835GHz	-	-	-	-	-	-	-	-	-	-	-
802.11n HT40_Nss1,(MCS0)_2TX	Pass	PK	559.62M	42.62	46.00	-3.38	3	Vertical	0	1.00	-

Result

Mode	Result	Type	Freq (Hz)	Level (dBuV/m)	Limit (dBuV/m)	Margin (dB)	Dist (m)	Condition	Azimuth (°)	Height (m)	Comments
802.11n HT40_Nss1,(MCS0)_2TX	-	-	-	-	-	-	-	-	-	-	-
2437MHz	Pass	PK	95.96M	35.88	43.50	-7.62	3	Vertical	0	1.00	-
2437MHz	Pass	PK	249.22M	34.24	46.00	-11.76	3	Vertical	0	1.00	-
2437MHz	Pass	PK	468.44M	41.28	46.00	-4.72	3	Vertical	0	1.00	-
2437MHz	Pass	PK	559.62M	42.62	46.00	-3.38	3	Vertical	0	1.00	-
2437MHz	Pass	PK	776.9M	33.30	46.00	-12.70	3	Vertical	0	1.00	-
2437MHz	Pass	PK	937.92M	36.46	46.00	-9.54	3	Vertical	0	1.00	-
2437MHz	Pass	PK	95.96M	31.89	43.50	-11.61	3	Horizontal	360	1.00	-
2437MHz	Pass	PK	249.22M	36.72	46.00	-9.28	3	Horizontal	360	1.00	-
2437MHz	Pass	PK	274.44M	36.47	46.00	-9.53	3	Horizontal	360	1.00	-
2437MHz	Pass	PK	468.44M	39.90	46.00	-6.10	3	Horizontal	360	1.00	-
2437MHz	Pass	PK	567.38M	39.64	46.00	-6.36	3	Horizontal	360	1.00	-
2437MHz	Pass	PK	625.58M	36.19	46.00	-9.81	3	Horizontal	360	1.00	-

802.11n HT40_Nss1,(MCS0)_2TX

2437MHz_Adapter

13/09/2020

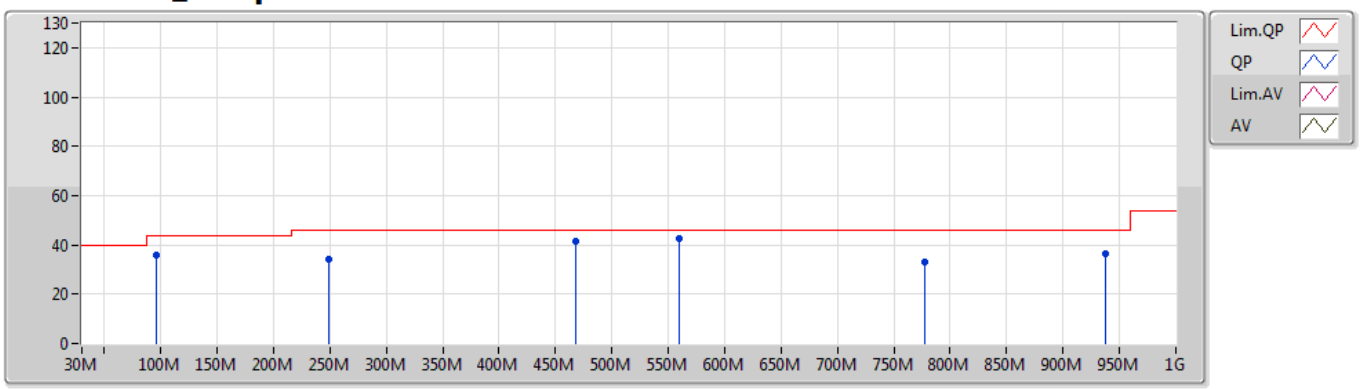

Type	Freq	Level	Limit	Margin	Factor	Dist	Condition	Azimuth	Height	Comment	Raw	AF	CL	PA
	(Hz)	(dBuV/m)	(dBuV/m)	(dB)	(dB)	(m)		(°)	(m)		(dBuV)	(dB)	(dB)	(dB)
PK	95.96M	35.88	43.50	-7.62	-21.32	3	Vertical	0	1.00	-	57.20	14.51	0.72	36.55
PK	249.22M	34.24	46.00	-11.76	-17.62	3	Vertical	0	1.00	-	51.86	17.51	1.30	36.43
PK	468.44M	41.28	46.00	-4.72	-12.37	3	Vertical	0	1.00	-	53.65	22.54	1.84	36.75
PK	559.62M	42.62	46.00	-3.38	-9.83	3	Vertical	0	1.00	-	52.45	25.23	2.04	37.10
PK	776.9M	33.30	46.00	-12.70	-7.63	3	Vertical	0	1.00	-	40.93	27.19	2.55	37.37
PK	937.92M	36.46	46.00	-9.54	-5.38	3	Vertical	0	1.00	-	41.84	29.14	2.88	37.40

802.11n HT40_Nss1,(MCS0)_2TX

2437MHz_Adapter

13/09/2020

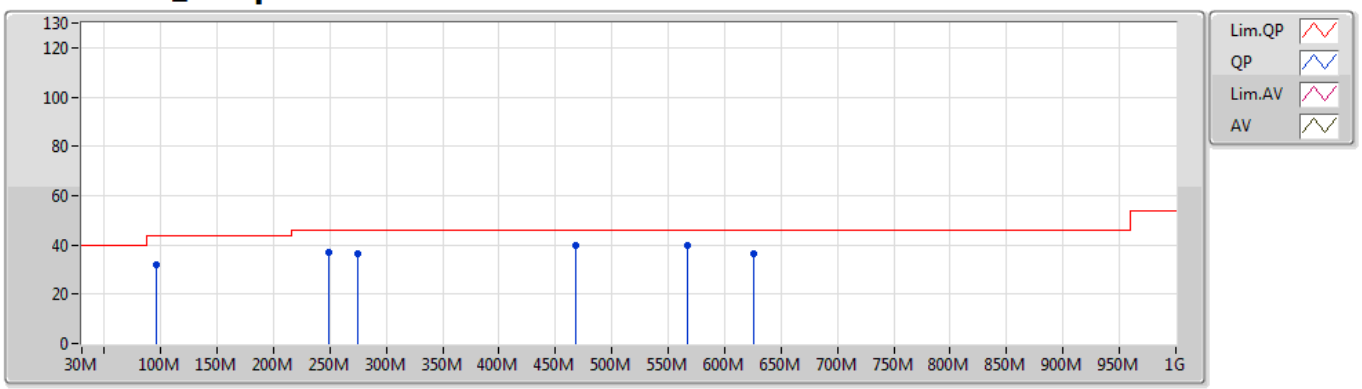

Type	Freq	Level	Limit	Margin	Factor	Dist	Condition	Azimuth	Height	Comment	Raw	AF	CL	PA
	(Hz)	(dBuV/m)	(dBuV/m)	(dB)	(dB)	(m)		(°)	(m)		(dBuV)	(dB)	(dB)	(dB)
PK	95.96M	31.89	43.50	-11.61	-21.32	3	Horizontal	360	1.00	-	53.21	14.51	0.72	36.55
PK	249.22M	36.72	46.00	-9.28	-17.62	3	Horizontal	360	1.00	-	54.34	17.51	1.30	36.43
PK	274.44M	36.47	46.00	-9.53	-17.12	3	Horizontal	360	1.00	-	53.59	17.92	1.35	36.39
PK	468.44M	39.90	46.00	-6.10	-12.37	3	Horizontal	360	1.00	-	52.27	22.54	1.84	36.75
PK	567.38M	39.64	46.00	-6.36	-9.89	3	Horizontal	360	1.00	-	49.53	25.15	2.07	37.11
PK	625.58M	36.19	46.00	-9.81	-9.69	3	Horizontal	360	1.00	-	45.88	25.18	2.20	37.07

Summary

Mode	Result	Type	Freq (Hz)	Level (dBuV/m)	Limit (dBuV/m)	Margin (dB)	Dist (m)	Condition	Azimuth (°)	Height (m)	Comments
2.4-2.4835GHz	-	-	-	-	-	-	-	-	-	-	-
802.11b_Nss1,(1Mbps)_2TX	Pass	AV	2.4835G	53.66	54.00	-0.34	3	Horizontal	272	1.02	-
802.11g_Nss1,(6Mbps)_2TX	Pass	AV	2.4835G	53.61	54.00	-0.39	3	Horizontal	276	1.04	-
802.11n HT20_Nss1,(MCS0)_2TX	Pass	AV	2.39G	53.80	54.00	-0.20	3	Horizontal	273	2.86	-
802.11n HT40_Nss1,(MCS0)_2TX	Pass	AV	2.39G	53.82	54.00	-0.18	3	Horizontal	279	2.83	-

Result

Mode	Result	Type	Freq (Hz)	Level (dBuV/m)	Limit (dBuV/m)	Margin (dB)	Dist (m)	Condition	Azimuth (°)	Height (m)	Comments
802.11b_Nss1,(1Mbps)_2TX	-	-	-	-	-	-	-	-	-	-	-
2412MHz	Pass	PK	2.3898G	57.53	74.00	-16.47	3	Vertical	211	2.74	-
2412MHz	Pass	AV	2.3872G	44.13	54.00	-9.87	3	Vertical	211	2.74	-
2412MHz	Pass	PK	2.414G	107.76	Inf	-Inf	3	Vertical	211	2.74	-
2412MHz	Pass	AV	2.4138G	105.36	Inf	-Inf	3	Vertical	211	2.74	-
2412MHz	Pass	AV	2.39G	52.36	54.00	-1.64	3	Horizontal	274	2.62	-
2412MHz	Pass	AV	2.4128G	113.45	Inf	-Inf	3	Horizontal	274	2.62	-
2412MHz	Pass	PK	2.39G	61.10	74.00	-12.90	3	Horizontal	274	2.62	-
2412MHz	Pass	PK	2.4128G	116.55	Inf	-Inf	3	Horizontal	274	2.62	-
2412MHz	Pass	PK	4.82394G	51.08	74.00	-22.92	3	Vertical	149	1.22	-
2412MHz	Pass	AV	4.82397G	47.11	54.00	-6.89	3	Vertical	149	1.22	-
2412MHz	Pass	AV	4.82398G	45.67	54.00	-8.33	3	Horizontal	263	2.86	-
2412MHz	Pass	PK	4.82392G	50.32	74.00	-23.68	3	Horizontal	263	2.86	-
2437MHz	Pass	AV	2.3898G	43.60	54.00	-10.40	3	Vertical	182	2.89	-
2437MHz	Pass	AV	2.4354G	107.27	Inf	-Inf	3	Vertical	182	2.89	-
2437MHz	Pass	AV	2.4838G	45.57	54.00	-8.43	3	Vertical	182	2.89	-
2437MHz	Pass	PK	2.357G	56.57	74.00	-17.43	3	Vertical	182	2.89	-
2437MHz	Pass	PK	2.4354G	109.11	Inf	-Inf	3	Vertical	182	2.89	-
2437MHz	Pass	PK	2.4846G	56.97	74.00	-17.03	3	Vertical	182	2.89	-
2437MHz	Pass	AV	2.3898G	45.84	54.00	-8.16	3	Horizontal	278	1.11	-
2437MHz	Pass	AV	2.4362G	114.31	Inf	-Inf	3	Horizontal	278	1.11	-
2437MHz	Pass	AV	2.4846G	48.29	54.00	-5.71	3	Horizontal	278	1.11	-
2437MHz	Pass	PK	2.3882G	56.55	74.00	-17.45	3	Horizontal	278	1.11	-
2437MHz	Pass	PK	2.4362G	116.66	Inf	-Inf	3	Horizontal	278	1.11	-
2437MHz	Pass	PK	2.4854G	58.56	74.00	-15.44	3	Horizontal	278	1.11	-
2437MHz	Pass	AV	4.87398G	53.49	54.00	-0.51	3	Vertical	168	2.11	-
2437MHz	Pass	PK	4.87398G	55.59	74.00	-18.41	3	Vertical	168	2.11	-
2437MHz	Pass	AV	4.87398G	47.70	54.00	-6.30	3	Horizontal	49	1.15	-
2437MHz	Pass	PK	4.87387G	51.56	74.00	-22.44	3	Horizontal	49	1.15	-
2462MHz	Pass	AV	2.4638G	106.23	Inf	-Inf	3	Vertical	212	2.93	-
2462MHz	Pass	AV	2.487G	47.56	54.00	-6.44	3	Vertical	212	2.93	-
2462MHz	Pass	PK	2.4592G	108.72	Inf	-Inf	3	Vertical	212	2.93	-
2462MHz	Pass	PK	2.4835G	58.21	74.00	-15.79	3	Vertical	212	2.93	-
2462MHz	Pass	AV	2.4628G	113.44	Inf	-Inf	3	Horizontal	272	1.02	-
2462MHz	Pass	AV	2.4835G	53.66	54.00	-0.34	3	Horizontal	272	1.02	-
2462MHz	Pass	PK	2.4628G	116.44	Inf	-Inf	3	Horizontal	272	1.02	-
2462MHz	Pass	PK	2.4835G	61.86	74.00	-12.14	3	Horizontal	272	1.02	-
2462MHz	Pass	AV	4.92396G	48.79	54.00	-5.21	3	Vertical	163	1.80	-
2462MHz	Pass	PK	4.92389G	52.00	74.00	-22.00	3	Vertical	163	1.80	-
2462MHz	Pass	AV	4.924G	38.55	54.00	-15.45	3	Horizontal	21	2.89	-
2462MHz	Pass	PK	4.92404G	46.11	74.00	-27.89	3	Horizontal	21	2.89	-
2417MHz	Pass	AV	2.39G	45.24	54.00	-8.76	3	Vertical	172	2.63	-
2417MHz	Pass	AV	2.4182G	105.25	Inf	-Inf	3	Vertical	172	2.63	-
2417MHz	Pass	PK	2.3898G	57.56	74.00	-16.44	3	Vertical	172	2.63	-
2417MHz	Pass	PK	2.4178G	107.68	Inf	-Inf	3	Vertical	172	2.63	-
2417MHz	Pass	AV	2.39G	52.96	54.00	-1.04	3	Horizontal	274	1.04	-
2417MHz	Pass	AV	2.4178G	113.79	Inf	-Inf	3	Horizontal	274	1.04	-
2417MHz	Pass	PK	2.39G	59.46	74.00	-14.54	3	Horizontal	274	1.04	-
2417MHz	Pass	PK	2.4178G	116.42	Inf	-Inf	3	Horizontal	274	1.04	-
2417MHz	Pass	AV	4.83397G	46.14	54.00	-7.86	3	Vertical	147	1.25	-
2417MHz	Pass	PK	4.83381G	50.44	74.00	-23.56	3	Vertical	147	1.25	-
2417MHz	Pass	AV	4.83397G	47.75	54.00	-6.25	3	Horizontal	267	2.50	-
2417MHz	Pass	PK	4.83404G	51.37	74.00	-22.63	3	Horizontal	267	2.50	-
2457MHz	Pass	AV	2.4562G	101.56	Inf	-Inf	3	Vertical	151	2.08	-
2457MHz	Pass	AV	2.4956G	43.95	54.00	-10.05	3	Vertical	151	2.08	-
2457MHz	Pass	PK	2.4562G	103.72	Inf	-Inf	3	Vertical	151	2.08	-
2457MHz	Pass	PK	2.4846G	56.41	74.00	-17.59	3	Vertical	151	2.08	-
2457MHz	Pass	AV	2.4558G	113.35	Inf	-Inf	3	Horizontal	276	1.24	-
2457MHz	Pass	AV	2.4835G	50.92	54.00	-3.08	3	Horizontal	276	1.24	-
2457MHz	Pass	PK	2.456G	115.57	Inf	-Inf	3	Horizontal	276	1.24	-
2457MHz	Pass	PK	2.4835G	60.41	74.00	-13.59	3	Horizontal	276	1.24	-

Mode	Result	Type	Freq (Hz)	Level (dBuV/m)	Limit (dBuV/m)	Margin (dB)	Dist (m)	Condition	Azimuth (°)	Height (m)	Comments
2457MHz	Pass	AV	4.91398G	50.84	54.00	-3.16	3	Vertical	165	1.95	-
2457MHz	Pass	PK	4.91388G	53.59	74.00	-20.41	3	Vertical	165	1.95	-
2457MHz	Pass	AV	4.91398G	40.22	54.00	-13.78	3	Horizontal	26	1.80	-
2457MHz	Pass	PK	4.91408G	47.63	74.00	-26.37	3	Horizontal	26	1.80	-
802.11g_Nss1,(6Mbps)_2TX	-	-	-	-	-	-	-	-	-	-	-
2412MHz	Pass	AV	2.39G	48.06	54.00	-5.94	3	Vertical	163	1.63	-
2412MHz	Pass	AV	2.4154G	95.62	Inf	-Inf	3	Vertical	163	1.63	-
2412MHz	Pass	PK	2.39G	62.06	74.00	-11.94	3	Vertical	163	1.63	-
2412MHz	Pass	PK	2.415G	104.48	Inf	-Inf	3	Vertical	163	1.63	-
2412MHz	Pass	AV	2.39G	53.24	54.00	-0.76	3	Horizontal	267	2.92	-
2412MHz	Pass	AV	2.4172G	108.24	Inf	-Inf	3	Horizontal	267	2.92	-
2412MHz	Pass	PK	2.39G	68.86	74.00	-5.14	3	Horizontal	267	2.92	-
2412MHz	Pass	PK	2.4176G	117.78	Inf	-Inf	3	Horizontal	267	2.92	-
2412MHz	Pass	AV	4.82412G	34.43	54.00	-19.57	3	Vertical	145	1.00	-
2412MHz	Pass	PK	4.82468G	47.93	74.00	-26.07	3	Vertical	145	1.00	-
2412MHz	Pass	AV	4.82408G	35.39	54.00	-18.61	3	Horizontal	296	2.37	-
2412MHz	Pass	PK	4.82448G	47.93	74.00	-26.07	3	Horizontal	296	2.37	-
2437MHz	Pass	AV	2.3894G	45.50	54.00	-8.50	3	Vertical	179	2.68	-
2437MHz	Pass	AV	2.4346G	103.32	Inf	-Inf	3	Vertical	179	2.68	-
2437MHz	Pass	AV	2.4835G	46.64	54.00	-7.36	3	Vertical	179	2.68	-
2437MHz	Pass	PK	2.389G	58.87	74.00	-15.13	3	Vertical	179	2.68	-
2437MHz	Pass	PK	2.4338G	112.80	Inf	-Inf	3	Vertical	179	2.68	-
2437MHz	Pass	PK	2.4842G	58.52	74.00	-15.48	3	Vertical	179	2.68	-
2437MHz	Pass	AV	2.3898G	49.96	54.00	-4.04	3	Horizontal	271	1.04	-
2437MHz	Pass	AV	2.4338G	111.12	Inf	-Inf	3	Horizontal	271	1.04	-
2437MHz	Pass	AV	2.4835G	53.45	54.00	-0.55	3	Horizontal	271	1.04	-
2437MHz	Pass	PK	2.389G	62.19	74.00	-11.81	3	Horizontal	271	1.04	-
2437MHz	Pass	PK	2.4338G	120.59	Inf	-Inf	3	Horizontal	271	1.04	-
2437MHz	Pass	PK	2.4838G	66.40	74.00	-7.60	3	Horizontal	271	1.04	-
2437MHz	Pass	AV	4.8742G	44.63	54.00	-9.37	3	Vertical	165	2.09	-
2437MHz	Pass	PK	4.87452G	56.03	74.00	-17.97	3	Vertical	165	2.09	-
2437MHz	Pass	AV	4.87404G	38.57	54.00	-15.43	3	Horizontal	48	1.50	-
2437MHz	Pass	PK	4.87444G	51.30	74.00	-22.70	3	Horizontal	48	1.50	-
2462MHz	Pass	AV	2.4568G	99.37	Inf	-Inf	3	Vertical	177	2.91	-
2462MHz	Pass	AV	2.4835G	52.78	54.00	-1.22	3	Vertical	177	2.91	-
2462MHz	Pass	PK	2.4564G	108.49	Inf	-Inf	3	Vertical	177	2.91	-
2462MHz	Pass	PK	2.4835G	66.45	74.00	-7.55	3	Vertical	177	2.91	-
2462MHz	Pass	AV	2.4554G	98.34	Inf	-Inf	3	Horizontal	51	1.50	-
2462MHz	Pass	AV	2.4835G	51.34	54.00	-2.66	3	Horizontal	51	1.50	-
2462MHz	Pass	PK	2.455G	107.97	Inf	-Inf	3	Horizontal	51	1.50	-
2462MHz	Pass	PK	2.4842G	66.83	74.00	-7.17	3	Horizontal	51	1.50	-
2462MHz	Pass	AV	4.92396G	36.32	54.00	-17.68	3	Vertical	164	2.19	-
2462MHz	Pass	PK	4.92412G	48.51	74.00	-25.49	3	Vertical	164	2.19	-
2462MHz	Pass	AV	4.9194G	31.57	54.00	-22.43	3	Horizontal	21	2.72	-
2462MHz	Pass	PK	4.92468G	45.11	74.00	-28.89	3	Horizontal	21	2.72	-
2417MHz	Pass	AV	2.3898G	51.02	54.00	-2.98	3	Vertical	209	2.77	-
2417MHz	Pass	AV	2.4202G	102.77	Inf	-Inf	3	Vertical	209	2.77	-
2417MHz	Pass	PK	2.39G	65.66	74.00	-8.34	3	Vertical	209	2.77	-
2417MHz	Pass	PK	2.42G	111.72	Inf	-Inf	3	Vertical	209	2.77	-
2417MHz	Pass	AV	2.39G	53.36	54.00	-0.64	3	Horizontal	269	2.90	-
2417MHz	Pass	AV	2.4222G	110.65	Inf	-Inf	3	Horizontal	269	2.90	-
2417MHz	Pass	PK	2.3898G	66.60	74.00	-7.40	3	Horizontal	269	2.90	-
2417MHz	Pass	PK	2.4218G	119.69	Inf	-Inf	3	Horizontal	269	2.90	-
2457MHz	Pass	AV	2.4518G	98.82	Inf	-Inf	3	Vertical	341	2.74	-
2457MHz	Pass	AV	2.4852G	46.27	54.00	-7.73	3	Vertical	341	2.74	-
2457MHz	Pass	PK	2.4514G	107.72	Inf	-Inf	3	Vertical	341	2.74	-
2457MHz	Pass	PK	2.4854G	58.69	74.00	-15.31	3	Vertical	341	2.74	-
2457MHz	Pass	AV	2.4634G	107.40	Inf	-Inf	3	Horizontal	276	1.04	-
2457MHz	Pass	AV	2.4835G	53.61	54.00	-0.39	3	Horizontal	276	1.04	-
2457MHz	Pass	PK	2.4536G	117.16	Inf	-Inf	3	Horizontal	276	1.04	-
2457MHz	Pass	PK	2.4836G	65.91	74.00	-8.09	3	Horizontal	276	1.04	-
802.11n HT20_Nss1,(MCS0)_2TX	-	-	-	-	-	-	-	-	-	-	-

Mode	Result	Type	Freq (Hz)	Level (dBuV/m)	Limit (dBuV/m)	Margin (dB)	Dist (m)	Condition	Azimuth (°)	Height (m)	Comments
2412MHz	Pass	AV	2.39G	45.64	54.00	-8.36	3	Vertical	198	2.51	-
2412MHz	Pass	AV	2.415G	96.13	Inf	-Inf	3	Vertical	198	2.51	-
2412MHz	Pass	PK	2.3898G	57.69	74.00	-16.31	3	Vertical	198	2.51	-
2412MHz	Pass	PK	2.4156G	105.68	Inf	-Inf	3	Vertical	198	2.51	-
2412MHz	Pass	AV	2.39G	53.15	54.00	-0.85	3	Horizontal	281	1.05	-
2412MHz	Pass	AV	2.4148G	105.04	Inf	-Inf	3	Horizontal	281	1.05	-
2412MHz	Pass	PK	2.39G	66.72	74.00	-7.28	3	Horizontal	281	1.05	-
2412MHz	Pass	PK	2.4138G	115.14	Inf	-Inf	3	Horizontal	281	1.05	-
2412MHz	Pass	AV	4.82388G	33.12	54.00	-20.88	3	Vertical	210	1.57	-
2412MHz	Pass	PK	4.82512G	45.76	74.00	-28.24	3	Vertical	210	1.57	-
2412MHz	Pass	AV	4.8236G	32.70	54.00	-21.30	3	Horizontal	296	2.38	-
2412MHz	Pass	PK	4.82568G	46.13	74.00	-27.87	3	Horizontal	296	2.38	-
2437MHz	Pass	AV	2.3898G	45.13	54.00	-8.87	3	Vertical	197	2.79	-
2437MHz	Pass	AV	2.4402G	103.38	Inf	-Inf	3	Vertical	197	2.79	-
2437MHz	Pass	AV	2.4835G	48.03	54.00	-5.97	3	Vertical	197	2.79	-
2437MHz	Pass	PK	2.3898G	58.31	74.00	-15.69	3	Vertical	197	2.79	-
2437MHz	Pass	PK	2.441G	112.93	Inf	-Inf	3	Vertical	197	2.79	-
2437MHz	Pass	PK	2.4842G	62.92	74.00	-11.08	3	Vertical	197	2.79	-
2437MHz	Pass	AV	2.3898G	49.71	54.00	-4.29	3	Horizontal	275	2.86	-
2437MHz	Pass	AV	2.443G	110.67	Inf	-Inf	3	Horizontal	275	2.86	-
2437MHz	Pass	AV	2.4835G	53.21	54.00	-0.79	3	Horizontal	275	2.86	-
2437MHz	Pass	PK	2.3894G	66.70	74.00	-7.30	3	Horizontal	275	2.86	-
2437MHz	Pass	PK	2.4442G	120.24	Inf	-Inf	3	Horizontal	275	2.86	-
2437MHz	Pass	PK	2.4835G	68.91	74.00	-5.09	3	Horizontal	275	2.86	-
2437MHz	Pass	AV	4.87358G	45.19	54.00	-8.81	3	Vertical	173	1.63	-
2437MHz	Pass	PK	4.87184G	58.83	74.00	-15.17	3	Vertical	173	1.63	-
2437MHz	Pass	AV	4.87754G	39.98	54.00	-14.02	3	Horizontal	48	1.50	-
2437MHz	Pass	PK	4.87652G	53.58	74.00	-20.42	3	Horizontal	48	1.50	-
2462MHz	Pass	AV	2.4566G	95.47	Inf	-Inf	3	Vertical	200	2.33	-
2462MHz	Pass	AV	2.4836G	47.75	54.00	-6.25	3	Vertical	200	2.33	-
2462MHz	Pass	PK	2.458G	105.37	Inf	-Inf	3	Vertical	200	2.33	-
2462MHz	Pass	PK	2.4838G	61.20	74.00	-12.80	3	Vertical	200	2.33	-
2462MHz	Pass	AV	2.4564G	105.59	Inf	-Inf	3	Horizontal	277	1.00	-
2462MHz	Pass	AV	2.4835G	53.59	54.00	-0.41	3	Horizontal	277	1.00	-
2462MHz	Pass	PK	2.4582G	114.90	Inf	-Inf	3	Horizontal	277	1.00	-
2462MHz	Pass	PK	2.4835G	67.61	74.00	-6.39	3	Horizontal	277	1.00	-
2462MHz	Pass	AV	4.9238G	34.59	54.00	-19.41	3	Vertical	162	1.92	-
2462MHz	Pass	PK	4.9222G	47.32	74.00	-26.68	3	Vertical	162	1.92	-
2462MHz	Pass	AV	4.92424G	31.62	54.00	-22.38	3	Horizontal	53	1.48	-
2462MHz	Pass	PK	4.9272G	44.47	74.00	-29.53	3	Horizontal	53	1.48	-
2417MHz	Pass	AV	2.39G	45.19	54.00	-8.81	3	Vertical	160	1.64	-
2417MHz	Pass	AV	2.4154G	96.01	Inf	-Inf	3	Vertical	160	1.64	-
2417MHz	Pass	PK	2.39G	56.80	74.00	-17.20	3	Vertical	160	1.64	-
2417MHz	Pass	PK	2.4186G	106.03	Inf	-Inf	3	Vertical	160	1.64	-
2417MHz	Pass	AV	2.39G	53.80	54.00	-0.20	3	Horizontal	273	2.86	-
2417MHz	Pass	AV	2.424G	109.16	Inf	-Inf	3	Horizontal	273	2.86	-
2417MHz	Pass	PK	2.3898G	68.48	74.00	-5.52	3	Horizontal	273	2.86	-
2417MHz	Pass	PK	2.4232G	118.33	Inf	-Inf	3	Horizontal	273	2.86	-
2457MHz	Pass	AV	2.4514G	99.50	Inf	-Inf	3	Vertical	201	2.32	-
2457MHz	Pass	AV	2.4858G	45.17	54.00	-8.83	3	Vertical	201	2.32	-
2457MHz	Pass	PK	2.4532G	109.30	Inf	-Inf	3	Vertical	201	2.32	-
2457MHz	Pass	PK	2.4862G	58.83	74.00	-15.17	3	Vertical	201	2.32	-
2457MHz	Pass	AV	2.4514G	109.05	Inf	-Inf	3	Horizontal	278	2.80	-
2457MHz	Pass	AV	2.4858G	53.67	54.00	-0.33	3	Horizontal	278	2.80	-
2457MHz	Pass	PK	2.4522G	118.44	Inf	-Inf	3	Horizontal	278	2.80	-
2457MHz	Pass	PK	2.485G	69.41	74.00	-4.59	3	Horizontal	278	2.80	-
802.11n HT40_Nss1,(MCS0)_2TX	-	-	-	-	-	-	-	-	-	-	-
2422MHz	Pass	AV	2.39G	48.26	54.00	-5.74	3	Vertical	200	2.79	-
2422MHz	Pass	AV	2.4336G	93.55	Inf	-Inf	3	Vertical	200	2.79	-
2422MHz	Pass	AV	2.484G	45.36	54.00	-8.64	3	Vertical	200	2.79	-
2422MHz	Pass	PK	2.39G	60.34	74.00	-13.66	3	Vertical	200	2.79	-
2422MHz	Pass	PK	2.4336G	101.56	Inf	-Inf	3	Vertical	200	2.79	-

Mode	Result	Type	Freq (Hz)	Level (dBuV/m)	Limit (dBuV/m)	Margin (dB)	Dist (m)	Condition	Azimuth (°)	Height (m)	Comments
2422MHz	Pass	PK	2.4876G	56.92	74.00	-17.08	3	Vertical	200	2.79	-
2422MHz	Pass	AV	2.39G	53.82	54.00	-0.18	3	Horizontal	279	2.83	-
2422MHz	Pass	AV	2.4352G	101.92	Inf	-Inf	3	Horizontal	279	2.83	-
2422MHz	Pass	AV	2.486G	45.57	54.00	-8.43	3	Horizontal	279	2.83	-
2422MHz	Pass	PK	2.39G	65.38	74.00	-8.62	3	Horizontal	279	2.83	-
2422MHz	Pass	PK	2.4356G	110.08	Inf	-Inf	3	Horizontal	279	2.83	-
2422MHz	Pass	PK	2.4876G	56.63	74.00	-17.37	3	Horizontal	279	2.83	-
2422MHz	Pass	AV	4.84396G	38.53	54.00	-15.47	3	Vertical	202	1.04	-
2422MHz	Pass	PK	4.84386G	46.33	74.00	-27.67	3	Vertical	202	1.04	-
2422MHz	Pass	AV	4.84397G	34.60	54.00	-19.40	3	Horizontal	187	1.05	-
2422MHz	Pass	PK	4.84393G	44.16	74.00	-29.84	3	Horizontal	187	1.05	-
2437MHz	Pass	AV	2.3898G	46.69	54.00	-7.31	3	Vertical	173	3.00	-
2437MHz	Pass	AV	2.4354G	95.80	Inf	-Inf	3	Vertical	173	3.00	-
2437MHz	Pass	AV	2.4858G	46.89	54.00	-7.11	3	Vertical	173	3.00	-
2437MHz	Pass	PK	2.3894G	58.34	74.00	-15.66	3	Vertical	173	3.00	-
2437MHz	Pass	PK	2.4326G	103.83	Inf	-Inf	3	Vertical	173	3.00	-
2437MHz	Pass	PK	2.4854G	59.52	74.00	-14.48	3	Vertical	173	3.00	-
2437MHz	Pass	AV	2.3898G	53.30	54.00	-0.70	3	Horizontal	275	2.86	-
2437MHz	Pass	AV	2.4326G	104.36	Inf	-Inf	3	Horizontal	275	2.86	-
2437MHz	Pass	AV	2.4858G	50.13	54.00	-3.87	3	Horizontal	275	2.86	-
2437MHz	Pass	PK	2.3898G	64.92	74.00	-9.08	3	Horizontal	275	2.86	-
2437MHz	Pass	PK	2.4326G	113.06	Inf	-Inf	3	Horizontal	275	2.86	-
2437MHz	Pass	PK	2.4862G	64.31	74.00	-9.69	3	Horizontal	275	2.86	-
2437MHz	Pass	AV	4.87404G	35.00	54.00	-19.00	3	Vertical	208	2.07	-
2437MHz	Pass	PK	4.87492G	46.88	74.00	-27.12	3	Vertical	208	2.07	-
2437MHz	Pass	AV	4.87404G	34.18	54.00	-19.82	3	Horizontal	270	1.01	-
2437MHz	Pass	PK	4.87772G	46.42	74.00	-27.58	3	Horizontal	270	1.01	-
2452MHz	Pass	AV	2.3832G	45.04	54.00	-8.96	3	Vertical	201	2.80	-
2452MHz	Pass	AV	2.4448G	92.76	Inf	-Inf	3	Vertical	201	2.80	-
2452MHz	Pass	AV	2.4835G	49.00	54.00	-5.00	3	Vertical	201	2.80	-
2452MHz	Pass	PK	2.3776G	57.46	74.00	-16.54	3	Vertical	201	2.80	-
2452MHz	Pass	PK	2.4444G	100.62	Inf	-Inf	3	Vertical	201	2.80	-
2452MHz	Pass	PK	2.4835G	59.41	74.00	-14.59	3	Vertical	201	2.80	-
2452MHz	Pass	AV	2.3696G	44.97	54.00	-9.03	3	Horizontal	274	2.82	-
2452MHz	Pass	AV	2.4484G	100.61	Inf	-Inf	3	Horizontal	274	2.82	-
2452MHz	Pass	AV	2.484G	53.81	54.00	-0.19	3	Horizontal	274	2.82	-
2452MHz	Pass	PK	2.382G	56.40	74.00	-17.60	3	Horizontal	274	2.82	-
2452MHz	Pass	PK	2.4476G	109.26	Inf	-Inf	3	Horizontal	274	2.82	-
2452MHz	Pass	PK	2.4848G	65.35	74.00	-8.65	3	Horizontal	274	2.82	-
2452MHz	Pass	AV	4.90412G	33.13	54.00	-20.87	3	Vertical	208	2.25	-
2452MHz	Pass	PK	4.90376G	45.91	74.00	-28.09	3	Vertical	208	2.25	-
2452MHz	Pass	AV	4.90392G	31.85	54.00	-22.15	3	Horizontal	211	1.50	-
2452MHz	Pass	PK	4.90372G	44.66	74.00	-29.34	3	Horizontal	211	1.50	-
2427MHz	Pass	AV	2.3898G	46.54	54.00	-7.46	3	Vertical	200	2.79	-
2427MHz	Pass	AV	2.4394G	93.88	Inf	-Inf	3	Vertical	200	2.79	-
2427MHz	Pass	AV	2.4898G	45.40	54.00	-8.60	3	Vertical	200	2.79	-
2427MHz	Pass	PK	2.3898G	58.68	74.00	-15.32	3	Vertical	200	2.79	-
2427MHz	Pass	PK	2.4382G	101.87	Inf	-Inf	3	Vertical	200	2.79	-
2427MHz	Pass	PK	2.4934G	57.39	74.00	-16.61	3	Vertical	200	2.79	-
2427MHz	Pass	AV	2.3898G	53.02	54.00	-0.98	3	Horizontal	270	2.89	-
2427MHz	Pass	AV	2.4246G	102.57	Inf	-Inf	3	Horizontal	270	2.89	-
2427MHz	Pass	AV	2.4838G	46.28	54.00	-7.72	3	Horizontal	270	2.89	-
2427MHz	Pass	PK	2.3886G	64.53	74.00	-9.47	3	Horizontal	270	2.89	-
2427MHz	Pass	PK	2.4242G	110.73	Inf	-Inf	3	Horizontal	270	2.89	-
2427MHz	Pass	PK	2.4866G	57.36	74.00	-16.64	3	Horizontal	270	2.89	-
2447MHz	Pass	AV	2.3898G	45.12	54.00	-8.88	3	Vertical	203	2.81	-
2447MHz	Pass	AV	2.4486G	94.15	Inf	-Inf	3	Vertical	203	2.81	-
2447MHz	Pass	AV	2.4866G	47.86	54.00	-6.14	3	Vertical	203	2.81	-
2447MHz	Pass	PK	2.373G	56.96	74.00	-17.04	3	Vertical	203	2.81	-
2447MHz	Pass	PK	2.449G	101.88	Inf	-Inf	3	Vertical	203	2.81	-
2447MHz	Pass	PK	2.4838G	63.37	74.00	-10.63	3	Vertical	203	2.81	-
2447MHz	Pass	AV	2.3894G	45.74	54.00	-8.26	3	Horizontal	270	2.85	-

Mode	Result	Type	Freq (Hz)	Level (dBuV/m)	Limit (dBuV/m)	Margin (dB)	Dist (m)	Condition	Azimuth (°)	Height (m)	Comments
2447MHz	Pass	AV	2.4362G	103.53	Inf	-Inf	3	Horizontal	270	2.85	-
2447MHz	Pass	AV	2.4835G	53.33	54.00	-0.67	3	Horizontal	270	2.85	-
2447MHz	Pass	PK	2.3898G	58.34	74.00	-15.66	3	Horizontal	270	2.85	-
2447MHz	Pass	PK	2.4358G	111.59	Inf	-Inf	3	Horizontal	270	2.85	-
2447MHz	Pass	PK	2.4838G	69.13	74.00	-4.87	3	Horizontal	270	2.85	-

802.11b_Nss1,(1Mbps)_2TX

2412MHz_TX

09/09/2020

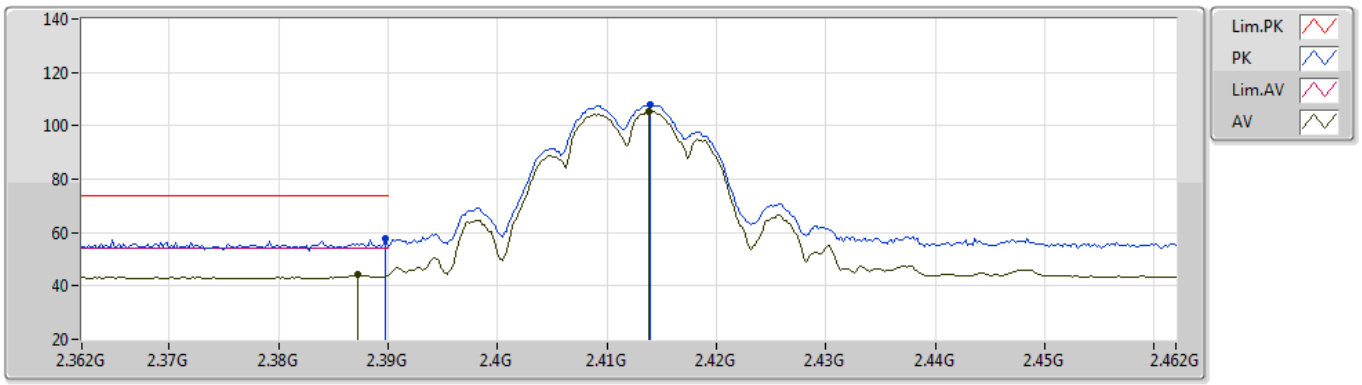

Type	Freq	Level	Limit	Margin	Factor	Dist	Condition	Azimuth	Height	Comment	Raw	AF	CL	PA
	(Hz)	(dBuV/m)	(dBuV/m)	(dB)	(dB)	(m)		(°)	(m)		(dBuV)	(dB)	(dB)	(dB)
PK	2.3898G	57.53	74.00	-16.47	31.52	3	Vertical	211	2.74	-	26.01	27.64	3.88	-
AV	2.3872G	44.13	54.00	-9.87	31.53	3	Vertical	211	2.74	-	12.60	27.65	3.88	-
PK	2.414G	107.76	Inf	-Inf	31.52	3	Vertical	211	2.74	-	76.24	27.60	3.92	-
AV	2.4138G	105.36	Inf	-Inf	31.52	3	Vertical	211	2.74	-	73.84	27.60	3.92	-

802.11b_Nss1,(1Mbps)_2TX

2412MHz_TX

09/09/2020

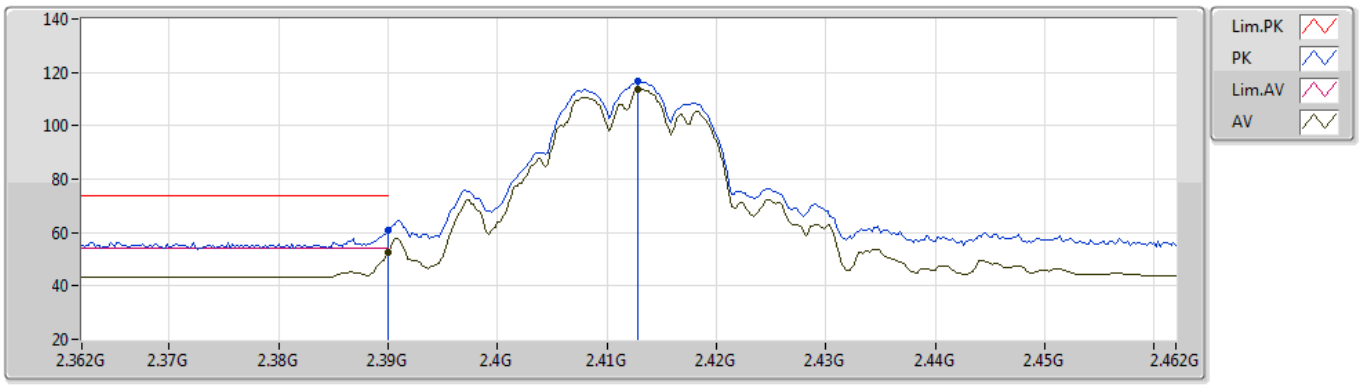

Type	Freq	Level	Limit	Margin	Factor	Dist	Condition	Azimuth	Height	Comment	Raw	AF	CL	PA
	(Hz)	(dBuV/m)	(dBuV/m)	(dB)	(dB)	(m)		(°)	(m)		(dBuV)	(dB)	(dB)	(dB)
AV	2.39G	52.36	54.00	-1.64	31.52	3	Horizontal	274	2.62	-	20.84	27.64	3.88	-
AV	2.4128G	113.45	Inf	-Inf	31.52	3	Horizontal	274	2.62	-	81.93	27.60	3.92	-
PK	2.39G	61.10	74.00	-12.90	31.52	3	Horizontal	274	2.62	-	29.58	27.64	3.88	-
PK	2.4128G	116.55	Inf	-Inf	31.52	3	Horizontal	274	2.62	-	85.03	27.60	3.92	-

802.11b_Nss1,(1Mbps)_2TX

2412MHz_TX

09/09/2020

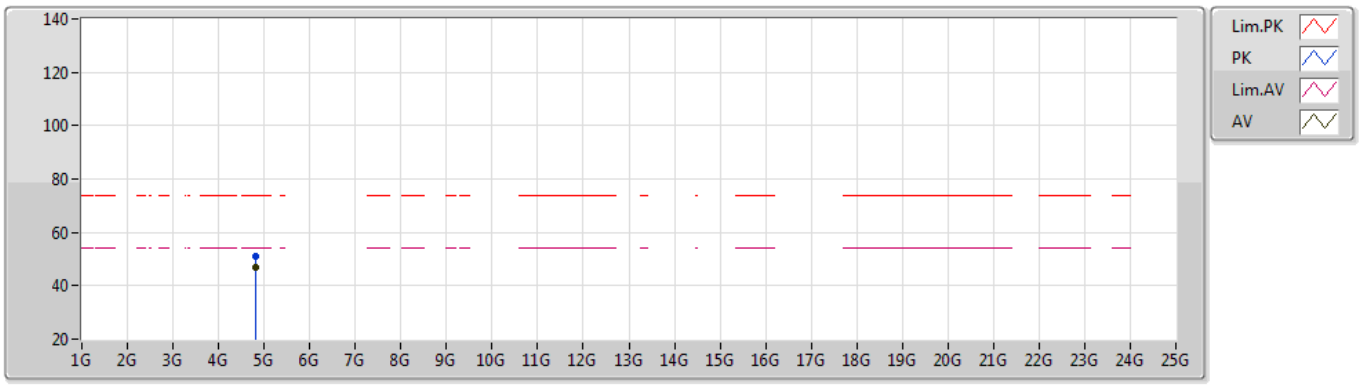

Type	Freq	Level	Limit	Margin	Factor	Dist	Condition	Azimuth	Height	Comment	Raw	AF	CL	PA
	(Hz)	(dBuV/m)	(dBuV/m)	(dB)	(dB)	(m)		(°)	(m)		(dBuV)	(dB)	(dB)	(dB)
PK	4.82394G	51.08	74.00	-22.92	1.58	3	Vertical	149	1.22	-	49.50	31.20	5.31	34.93
AV	4.82397G	47.11	54.00	-6.89	1.58	3	Vertical	149	1.22	-	45.53	31.20	5.31	34.93

802.11b_Nss1,(1Mbps)_2TX

2412MHz_TX

09/09/2020

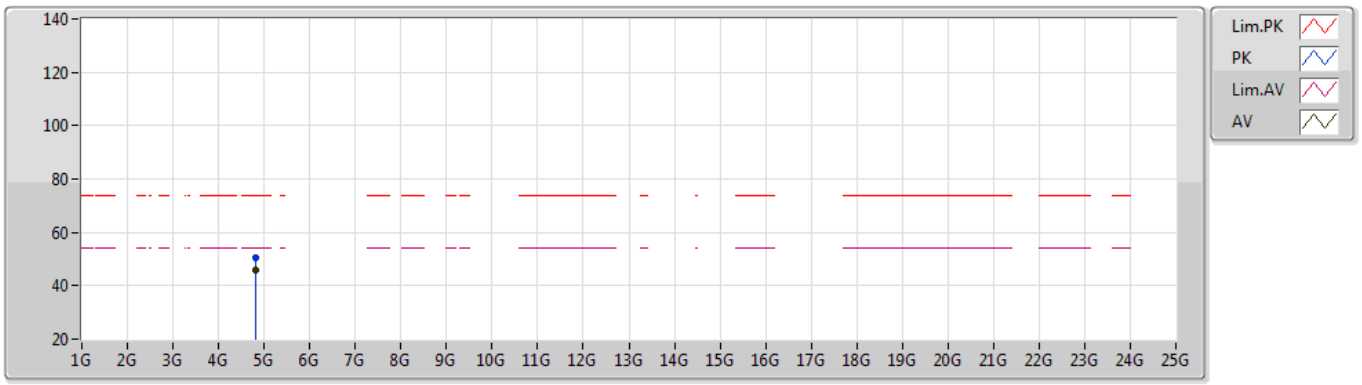

Type	Freq	Level	Limit	Margin	Factor	Dist	Condition	Azimuth	Height	Comment	Raw	AF	CL	PA
	(Hz)	(dBuV/m)	(dBuV/m)	(dB)	(dB)	(m)		(°)	(m)		(dBuV)	(dB)	(dB)	(dB)
AV	4.82398G	45.67	54.00	-8.33	1.58	3	Horizontal	263	2.86	-	44.09	31.20	5.31	34.93
PK	4.82392G	50.32	74.00	-23.68	1.58	3	Horizontal	263	2.86	-	48.74	31.20	5.31	34.93

802.11b_Nss1,(1Mbps)_2TX

2437MHz_TX

09/09/2020

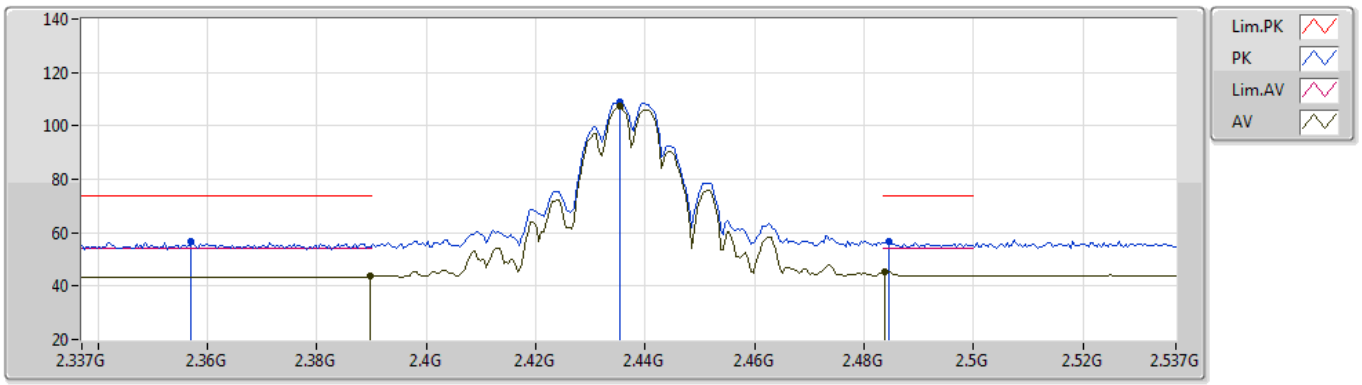

Type	Freq	Level	Limit	Margin	Factor	Dist	Condition	Azimuth	Height	Comment	Raw	AF	CL	PA
	(Hz)	(dBuV/m)	(dBuV/m)	(dB)	(dB)	(m)		(°)	(m)		(dBuV)	(dB)	(dB)	(dB)
AV	2.3898G	43.60	54.00	-10.40	31.52	3	Vertical	182	2.89	-	12.08	27.64	3.88	-
AV	2.4354G	107.27	Inf	-Inf	31.55	3	Vertical	182	2.89	-	75.72	27.60	3.95	-
AV	2.4838G	45.57	54.00	-8.43	31.63	3	Vertical	182	2.89	-	13.94	27.60	4.03	-
PK	2.357G	56.57	74.00	-17.43	31.61	3	Vertical	182	2.89	-	24.96	27.77	3.84	-
PK	2.4354G	109.11	Inf	-Inf	31.55	3	Vertical	182	2.89	-	77.56	27.60	3.95	-
PK	2.4846G	56.97	74.00	-17.03	31.63	3	Vertical	182	2.89	-	25.34	27.60	4.03	-

802.11b_Nss1,(1Mbps)_2TX

2437MHz_TX

09/09/2020

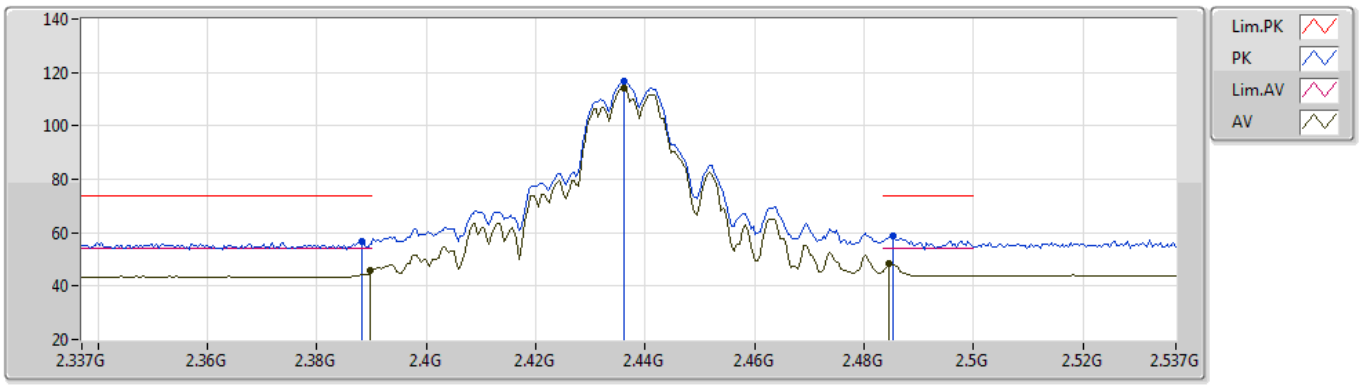

Type	Freq	Level	Limit	Margin	Factor	Dist	Condition	Azimuth	Height	Comment	Raw	AF	CL	PA
	(Hz)	(dBuV/m)	(dBuV/m)	(dB)	(dB)	(m)		(°)	(m)		(dBuV)	(dB)	(dB)	(dB)
AV	2.3898G	45.84	54.00	-8.16	31.52	3	Horizontal	278	1.11	-	14.32	27.64	3.88	-
AV	2.4362G	114.31	Inf	-Inf	31.55	3	Horizontal	278	1.11	-	82.76	27.60	3.95	-
AV	2.4846G	48.29	54.00	-5.71	31.63	3	Horizontal	278	1.11	-	16.66	27.60	4.03	-
PK	2.3882G	56.55	74.00	-17.45	31.53	3	Horizontal	278	1.11	-	25.02	27.65	3.88	-
PK	2.4362G	116.66	Inf	-Inf	31.55	3	Horizontal	278	1.11	-	85.11	27.60	3.95	-
PK	2.4854G	58.56	74.00	-15.44	31.63	3	Horizontal	278	1.11	-	26.93	27.60	4.03	-

802.11b_Nss1,(1Mbps)_2TX

2437MHz_TX

09/09/2020

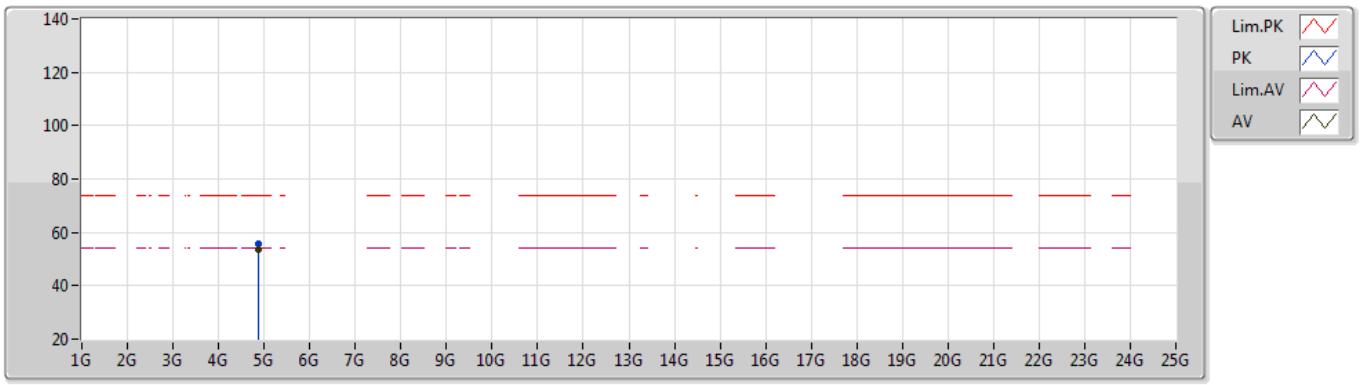

Type	Freq	Level	Limit	Margin	Factor	Dist	Condition	Azimuth	Height	Comment	Raw	AF	CL	PA
	(Hz)	(dBuV/m)	(dBuV/m)	(dB)	(dB)	(m)		(°)	(m)		(dBuV)	(dB)	(dB)	(dB)
AV	4.87398G	53.49	54.00	-0.51	1.66	3	Vertical	168	2.11	-	51.83	31.25	5.34	34.93
PK	4.87398G	55.59	74.00	-18.41	1.66	3	Vertical	168	2.11	-	53.93	31.25	5.34	34.93

802.11b_Nss1,(1Mbps)_2TX

2437MHz_TX

09/09/2020

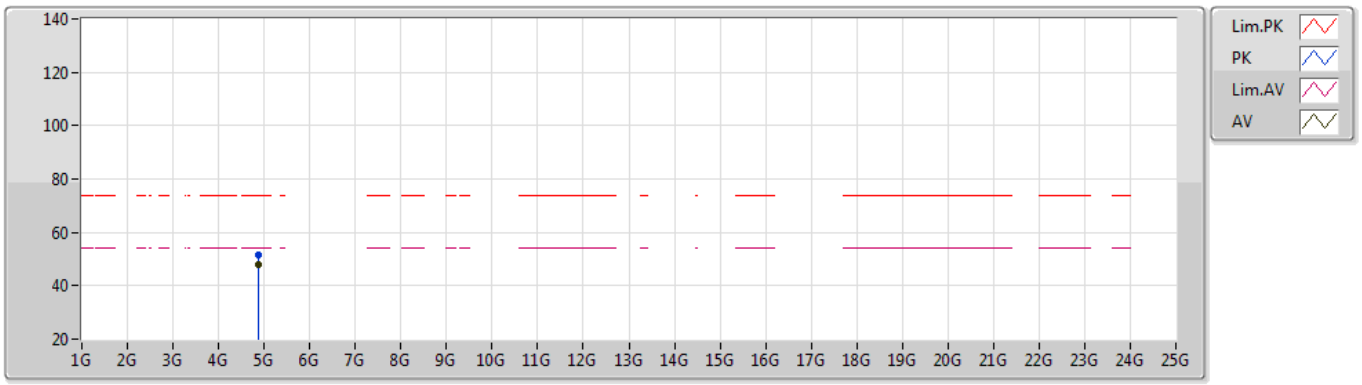

Type	Freq	Level	Limit	Margin	Factor	Dist	Condition	Azimuth	Height	Comment	Raw	AF	CL	PA
	(Hz)	(dBuV/m)	(dBuV/m)	(dB)	(dB)	(m)		(°)	(m)		(dBuV)	(dB)	(dB)	(dB)
AV	4.87398G	47.70	54.00	-6.30	1.66	3	Horizontal	49	1.15	-	46.04	31.25	5.34	34.93
PK	4.87387G	51.56	74.00	-22.44	1.66	3	Horizontal	49	1.15	-	49.90	31.25	5.34	34.93

802.11b_Nss1,(1Mbps)_2TX

2462MHz_TX

09/09/2020

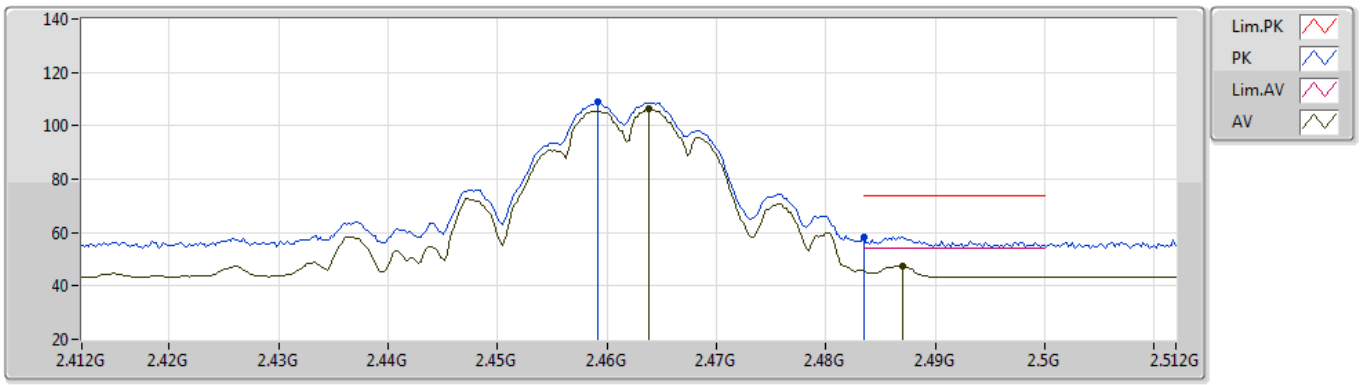

Type	Freq	Level	Limit	Margin	Factor	Dist	Condition	Azimuth	Height	Comment	Raw	AF	CL	PA
	(Hz)	(dBuV/m)	(dBuV/m)	(dB)	(dB)	(m)		(°)	(m)		(dBuV)	(dB)	(dB)	(dB)
AV	2.4638G	106.23	Inf	-Inf	31.60	3	Vertical	212	2.93	-	74.63	27.60	4.00	-
AV	2.487G	47.56	54.00	-6.44	31.63	3	Vertical	212	2.93	-	15.93	27.60	4.03	-
PK	2.4592G	108.72	Inf	-Inf	31.59	3	Vertical	212	2.93	-	77.13	27.60	3.99	-
PK	2.4835G	58.21	74.00	-15.79	31.63	3	Vertical	212	2.93	-	26.58	27.60	4.03	-

802.11b_Nss1,(1Mbps)_2TX

2462MHz_TX

09/09/2020

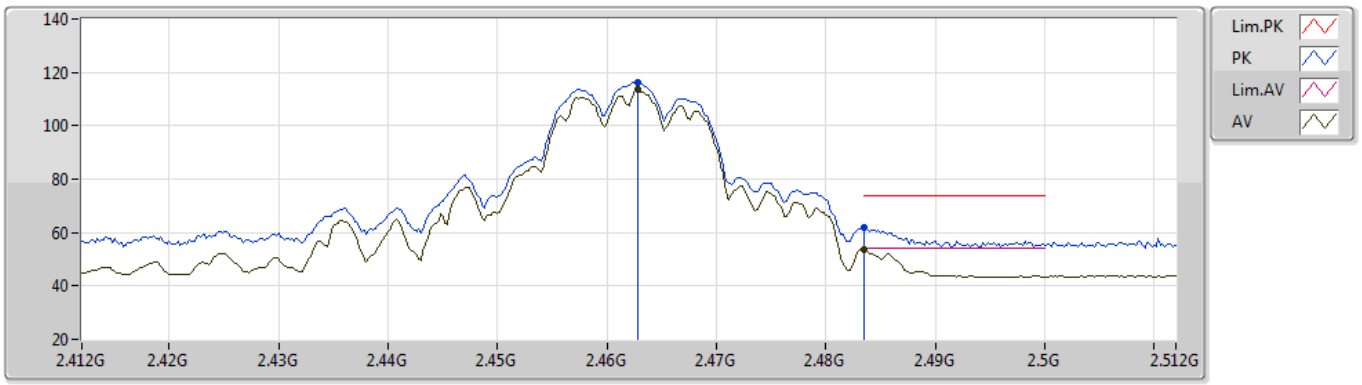

Type	Freq	Level	Limit	Margin	Factor	Dist	Condition	Azimuth	Height	Comment	Raw	AF	CL	PA
	(Hz)	(dBuV/m)	(dBuV/m)	(dB)	(dB)	(m)		(°)	(m)		(dBuV)	(dB)	(dB)	(dB)
AV	2.4628G	113.44	Inf	-Inf	31.59	3	Horizontal	272	1.02	-	81.85	27.60	3.99	-
AV	2.4835G	53.66	54.00	-0.34	31.63	3	Horizontal	272	1.02	-	22.03	27.60	4.03	-
PK	2.4628G	116.44	Inf	-Inf	31.59	3	Horizontal	272	1.02	-	84.85	27.60	3.99	-
PK	2.4835G	61.86	74.00	-12.14	31.63	3	Horizontal	272	1.02	-	30.23	27.60	4.03	-

802.11b_Nss1,(1Mbps)_2TX

2462MHz_TX

09/09/2020

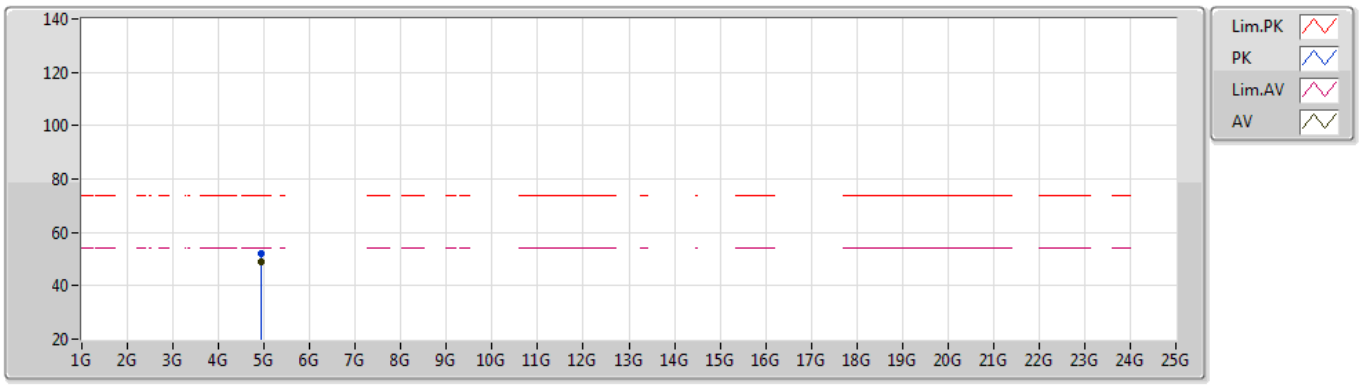

Type	Freq	Level	Limit	Margin	Factor	Dist	Condition	Azimuth	Height	Comment	Raw	AF	CL	PA
	(Hz)	(dBuV/m)	(dBuV/m)	(dB)	(dB)	(m)		(°)	(m)		(dBuV)	(dB)	(dB)	(dB)
AV	4.92396G	48.79	54.00	-5.21	1.72	3	Vertical	163	1.80	-	47.07	31.30	5.36	34.94
PK	4.92389G	52.00	74.00	-22.00	1.72	3	Vertical	163	1.80	-	50.28	31.30	5.36	34.94

802.11b_Nss1,(1Mbps)_2TX

2462MHz_TX

09/09/2020

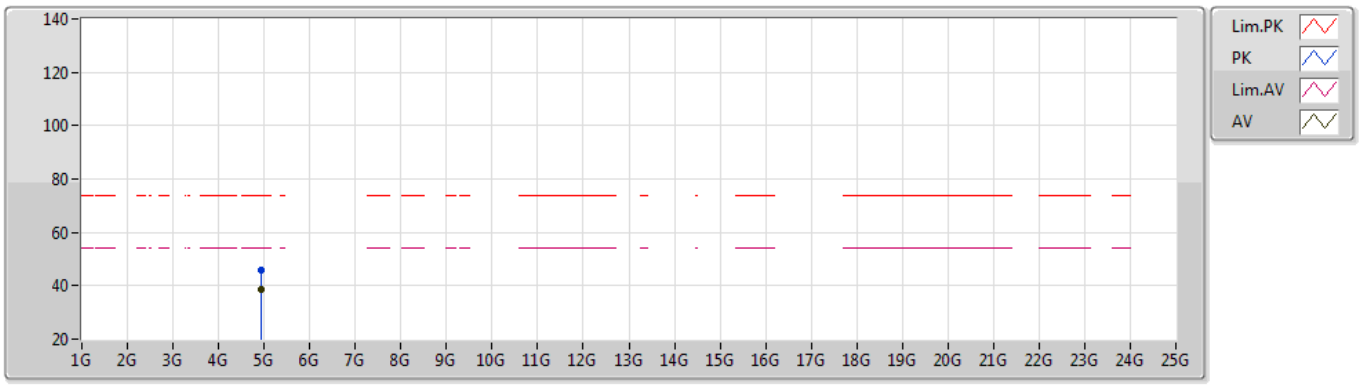

Type	Freq	Level	Limit	Margin	Factor	Dist	Condition	Azimuth	Height	Comment	Raw	AF	CL	PA
	(Hz)	(dBuV/m)	(dBuV/m)	(dB)	(dB)	(m)		(°)	(m)		(dBuV)	(dB)	(dB)	(dB)
AV	4.924G	38.55	54.00	-15.45	1.72	3	Horizontal	21	2.89	-	36.83	31.30	5.36	34.94
PK	4.92404G	46.11	74.00	-27.89	1.72	3	Horizontal	21	2.89	-	44.39	31.30	5.36	34.94

802.11b_Nss1,(1Mbps)_2TX

2417MHz_TX

09/09/2020

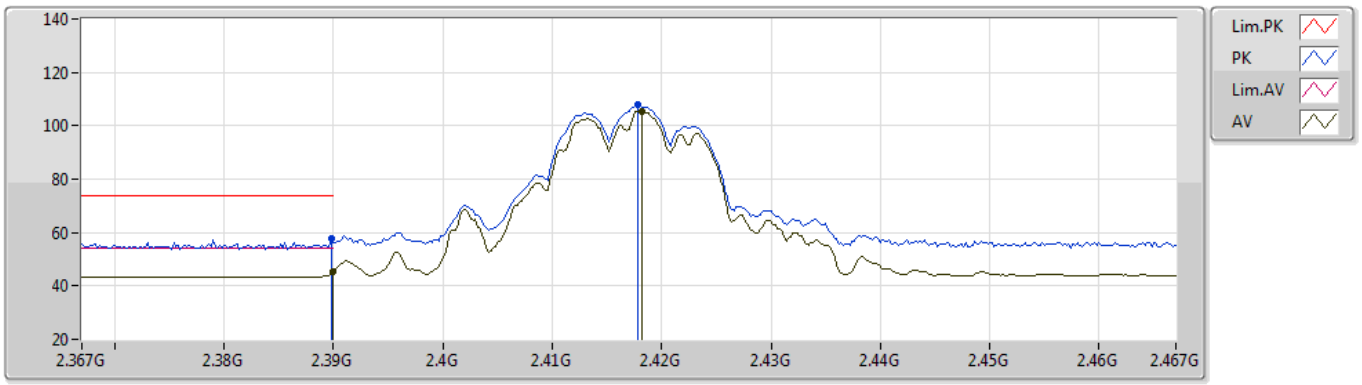

Type	Freq	Level	Limit	Margin	Factor	Dist	Condition	Azimuth	Height	Comment	Raw	AF	CL	PA
	(Hz)	(dBuV/m)	(dBuV/m)	(dB)	(dB)	(m)		(°)	(m)		(dBuV)	(dB)	(dB)	(dB)
AV	2.39G	45.24	54.00	-8.76	31.52	3	Vertical	172	2.63	-	13.72	27.64	3.88	-
AV	2.4182G	105.25	Inf	-Inf	31.53	3	Vertical	172	2.63	-	73.72	27.60	3.93	-
PK	2.3898G	57.56	74.00	-16.44	31.52	3	Vertical	172	2.63	-	26.04	27.64	3.88	-
PK	2.4178G	107.68	Inf	-Inf	31.53	3	Vertical	172	2.63	-	76.15	27.60	3.93	-

802.11b_Nss1,(1Mbps)_2TX

2417MHz_TX

09/09/2020

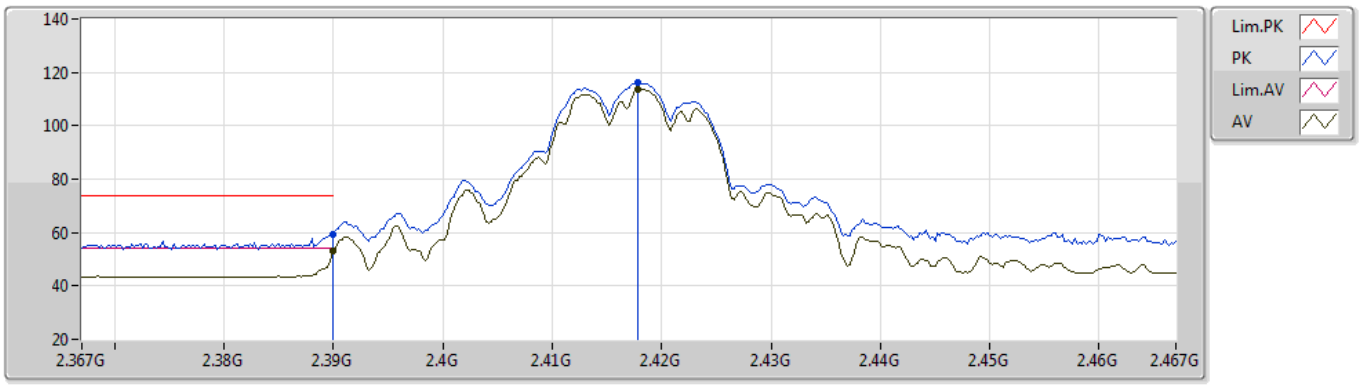

Type	Freq	Level	Limit	Margin	Factor	Dist	Condition	Azimuth	Height	Comment	Raw	AF	CL	PA
	(Hz)	(dBuV/m)	(dBuV/m)	(dB)	(dB)	(m)		(°)	(m)		(dBuV)	(dB)	(dB)	(dB)
AV	2.39G	52.96	54.00	-1.04	31.52	3	Horizontal	274	1.04	-	21.44	27.64	3.88	-
AV	2.4178G	113.79	Inf	-Inf	31.53	3	Horizontal	274	1.04	-	82.26	27.60	3.93	-
PK	2.39G	59.46	74.00	-14.54	31.52	3	Horizontal	274	1.04	-	27.94	27.64	3.88	-
PK	2.4178G	116.42	Inf	-Inf	31.53	3	Horizontal	274	1.04	-	84.89	27.60	3.93	-

802.11b_Nss1,(1Mbps)_2TX

2417MHz_TX

09/09/2020

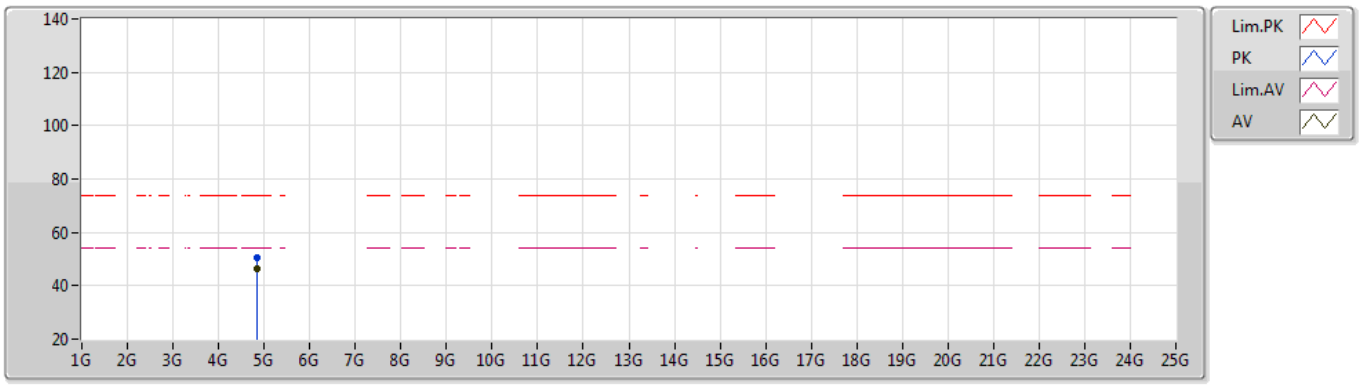

Type	Freq	Level	Limit	Margin	Factor	Dist	Condition	Azimuth	Height	Comment	Raw	AF	CL	PA
	(Hz)	(dBuV/m)	(dBuV/m)	(dB)	(dB)	(m)		(°)	(m)		(dBuV)	(dB)	(dB)	(dB)
AV	4.83397G	46.14	54.00	-7.86	1.63	3	Vertical	147	1.25	-	44.51	31.24	5.32	34.93
PK	4.83381G	50.44	74.00	-23.56	1.63	3	Vertical	147	1.25	-	48.81	31.24	5.32	34.93

802.11b_Nss1,(1Mbps)_2TX

2417MHz_TX

09/09/2020

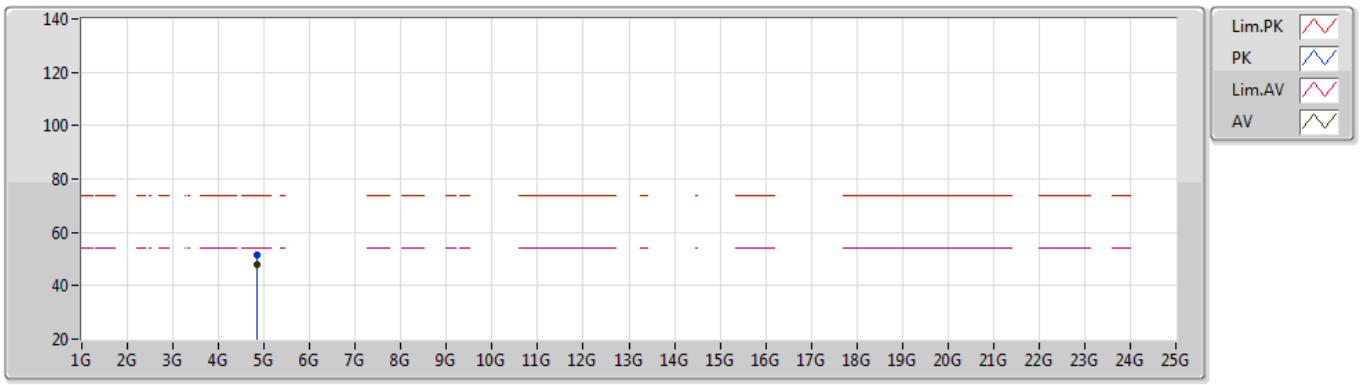

Type	Freq	Level	Limit	Margin	Factor	Dist	Condition	Azimuth	Height	Comment	Raw	AF	CL	PA
	(Hz)	(dBuV/m)	(dBuV/m)	(dB)	(dB)	(m)		(°)	(m)		(dBuV)	(dB)	(dB)	(dB)
AV	4.83397G	47.75	54.00	-6.25	1.63	3	Horizontal	267	2.50	-	46.12	31.24	5.32	34.93
PK	4.83404G	51.37	74.00	-22.63	1.63	3	Horizontal	267	2.50	-	49.74	31.24	5.32	34.93

802.11b_Nss1,(1Mbps)_2TX

2457MHz_TX

09/09/2020

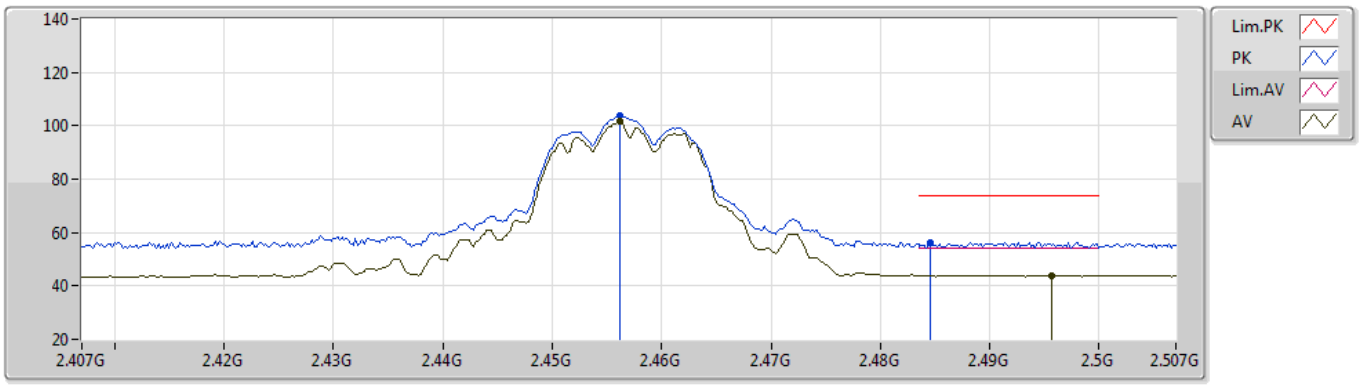

Type	Freq	Level	Limit	Margin	Factor	Dist	Condition	Azimuth	Height	Comment	Raw	AF	CL	PA
	(Hz)	(dBuV/m)	(dBuV/m)	(dB)	(dB)	(m)		(°)	(m)		(dBuV)	(dB)	(dB)	(dB)
AV	2.4562G	101.56	Inf	-Inf	31.58	3	Vertical	151	2.08	-	69.98	27.60	3.98	-
AV	2.4956G	43.95	54.00	-10.05	31.64	3	Vertical	151	2.08	-	12.31	27.60	4.04	-
PK	2.4562G	103.72	Inf	-Inf	31.58	3	Vertical	151	2.08	-	72.14	27.60	3.98	-
PK	2.4846G	56.41	74.00	-17.59	31.63	3	Vertical	151	2.08	-	24.78	27.60	4.03	-

802.11b_Nss1,(1Mbps)_2TX

2457MHz_TX

09/09/2020

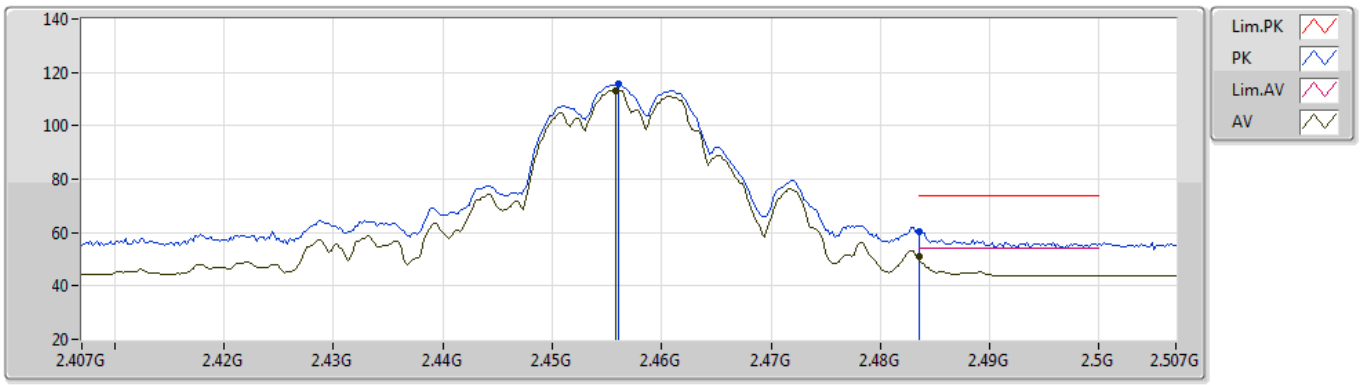

Type	Freq	Level	Limit	Margin	Factor	Dist	Condition	Azimuth	Height	Comment	Raw	AF	CL	PA
	(Hz)	(dBuV/m)	(dBuV/m)	(dB)	(dB)	(m)		(°)	(m)		(dBuV)	(dB)	(dB)	(dB)
AV	2.4558G	113.35	Inf	-Inf	31.58	3	Horizontal	276	1.24	-	81.77	27.60	3.98	-
AV	2.4835G	50.92	54.00	-3.08	31.63	3	Horizontal	276	1.24	-	19.29	27.60	4.03	-
PK	2.456G	115.57	Inf	-Inf	31.58	3	Horizontal	276	1.24	-	83.99	27.60	3.98	-
PK	2.4835G	60.41	74.00	-13.59	31.63	3	Horizontal	276	1.24	-	28.78	27.60	4.03	-

802.11b_Nss1,(1Mbps)_2TX

2457MHz_TX

09/09/2020

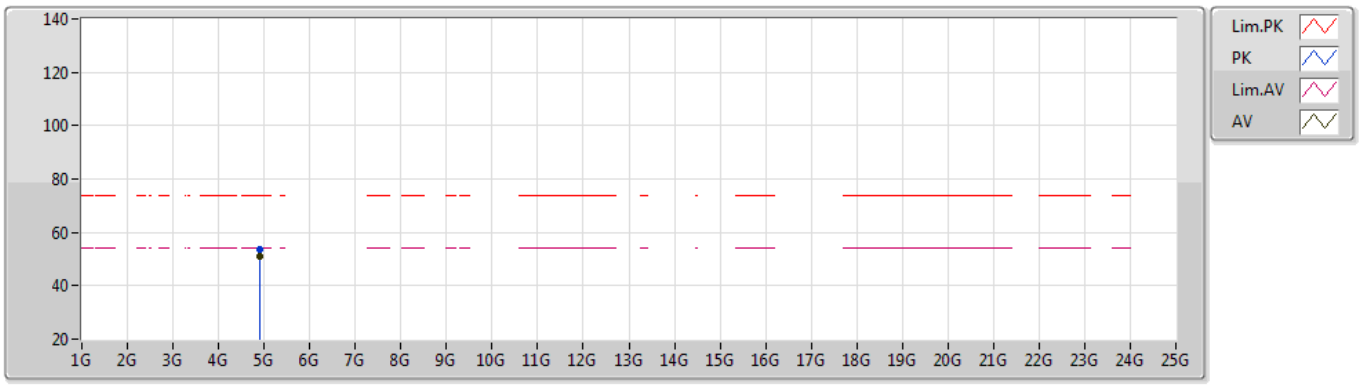

Type	Freq	Level	Limit	Margin	Factor	Dist	Condition	Azimuth	Height	Comment	Raw	AF	CL	PA
	(Hz)	(dBuV/m)	(dBuV/m)	(dB)	(dB)	(m)		(°)	(m)		(dBuV)	(dB)	(dB)	(dB)
AV	4.91398G	50.84	54.00	-3.16	1.69	3	Vertical	165	1.95	-	49.15	31.26	5.36	34.93
PK	4.91388G	53.59	74.00	-20.41	1.69	3	Vertical	165	1.95	-	51.90	31.26	5.36	34.93

802.11b_Nss1,(1Mbps)_2TX

2457MHz_TX

10/09/2020

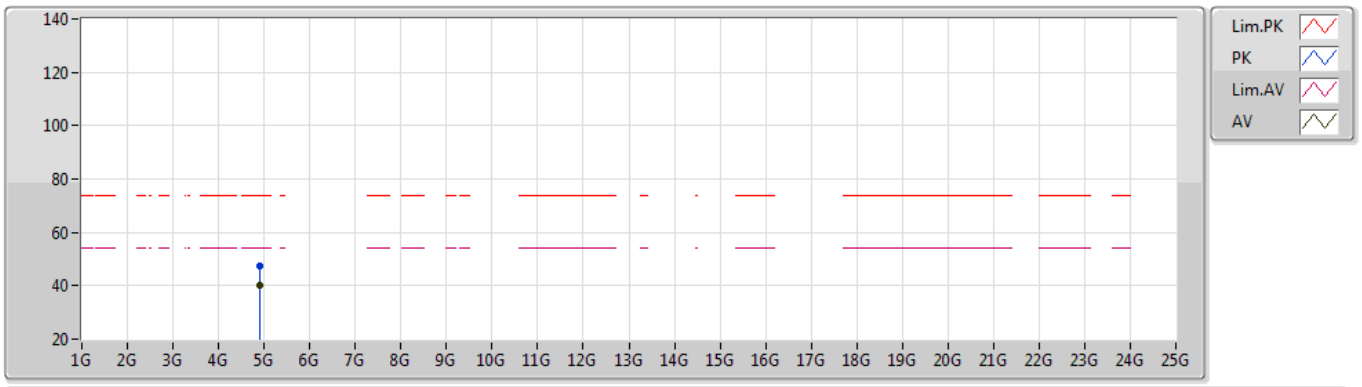

Type	Freq	Level	Limit	Margin	Factor	Dist	Condition	Azimuth	Height	Comment	Raw	AF	CL	PA
	(Hz)	(dBuV/m)	(dBuV/m)	(dB)	(dB)	(m)		(°)	(m)		(dBuV)	(dB)	(dB)	(dB)
AV	4.91398G	40.22	54.00	-13.78	1.69	3	Horizontal	26	1.80	-	38.53	31.26	5.36	34.93
PK	4.91408G	47.63	74.00	-26.37	1.69	3	Horizontal	26	1.80	-	45.94	31.26	5.36	34.93

802.11g_Nss1,(6Mbps)_2TX

2412MHz_TX

10/09/2020

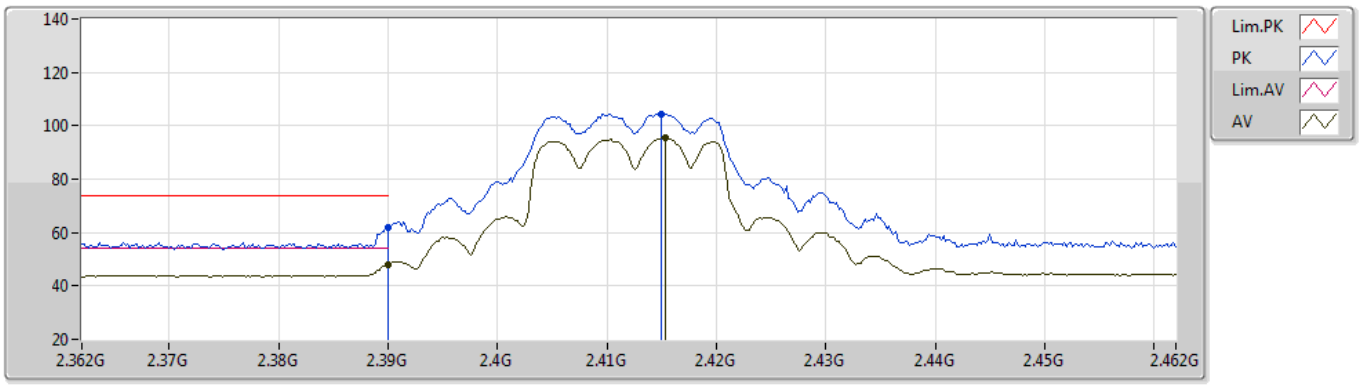

Type	Freq	Level	Limit	Margin	Factor	Dist	Condition	Azimuth	Height	Comment	Raw	AF	CL	PA
	(Hz)	(dBuV/m)	(dBuV/m)	(dB)	(dB)	(m)		(°)	(m)		(dBuV)	(dB)	(dB)	(dB)
AV	2.39G	48.06	54.00	-5.94	31.52	3	Vertical	163	1.63	-	16.54	27.64	3.88	-
AV	2.4154G	95.62	Inf	-Inf	31.52	3	Vertical	163	1.63	-	64.10	27.60	3.92	-
PK	2.39G	62.06	74.00	-11.94	31.52	3	Vertical	163	1.63	-	30.54	27.64	3.88	-
PK	2.415G	104.48	Inf	-Inf	31.52	3	Vertical	163	1.63	-	72.96	27.60	3.92	-

802.11g_Nss1,(6Mbps)_2TX

2412MHz_TX

10/09/2020

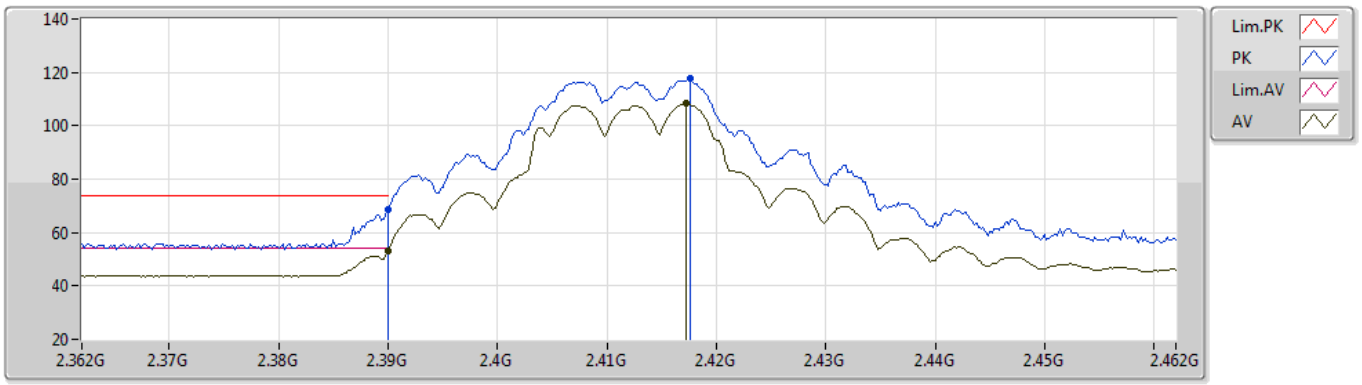

Type	Freq	Level	Limit	Margin	Factor	Dist	Condition	Azimuth	Height	Comment	Raw	AF	CL	PA
	(Hz)	(dBuV/m)	(dBuV/m)	(dB)	(dB)	(m)		(°)	(m)		(dBuV)	(dB)	(dB)	(dB)
AV	2.39G	53.24	54.00	-0.76	31.52	3	Horizontal	267	2.92	-	21.72	27.64	3.88	-
AV	2.4172G	108.24	Inf	-Inf	31.53	3	Horizontal	267	2.92	-	76.71	27.60	3.93	-
PK	2.39G	68.86	74.00	-5.14	31.52	3	Horizontal	267	2.92	-	37.34	27.64	3.88	-
PK	2.4176G	117.78	Inf	-Inf	31.53	3	Horizontal	267	2.92	-	86.25	27.60	3.93	-

802.11g_Nss1,(6Mbps)_2TX

2412MHz_TX

10/09/2020

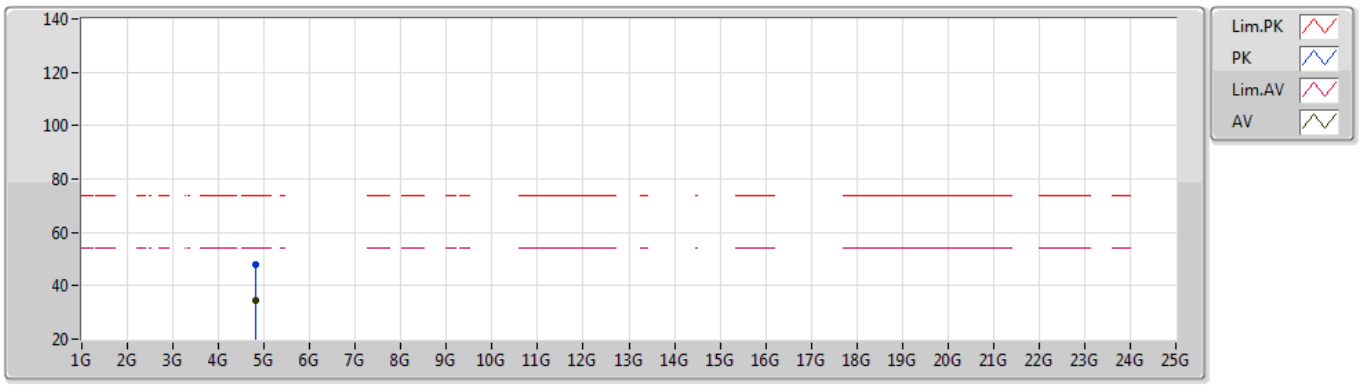

Type	Freq	Level	Limit	Margin	Factor	Dist	Condition	Azimuth	Height	Comment	Raw	AF	CL	PA
	(Hz)	(dBuV/m)	(dBuV/m)	(dB)	(dB)	(m)		(°)	(m)		(dBuV)	(dB)	(dB)	(dB)
AV	4.82412G	34.43	54.00	-19.57	1.58	3	Vertical	145	1.00	-	32.85	31.20	5.31	34.93
PK	4.82468G	47.93	74.00	-26.07	1.58	3	Vertical	145	1.00	-	46.35	31.20	5.31	34.93

802.11g_Nss1,(6Mbps)_2TX

2412MHz_TX

10/09/2020

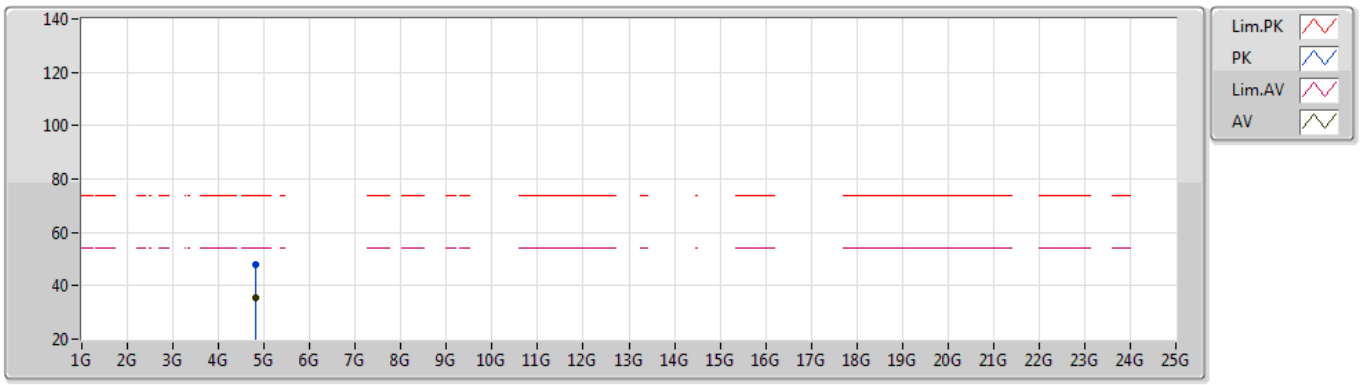

Type	Freq	Level	Limit	Margin	Factor	Dist	Condition	Azimuth	Height	Comment	Raw	AF	CL	PA
	(Hz)	(dBuV/m)	(dBuV/m)	(dB)	(dB)	(m)		(°)	(m)		(dBuV)	(dB)	(dB)	(dB)
AV	4.82408G	35.39	54.00	-18.61	1.58	3	Horizontal	296	2.37	-	33.81	31.20	5.31	34.93
PK	4.82448G	47.93	74.00	-26.07	1.58	3	Horizontal	296	2.37	-	46.35	31.20	5.31	34.93

802.11g_Nss1,(6Mbps)_2TX

2437MHz_TX

10/09/2020

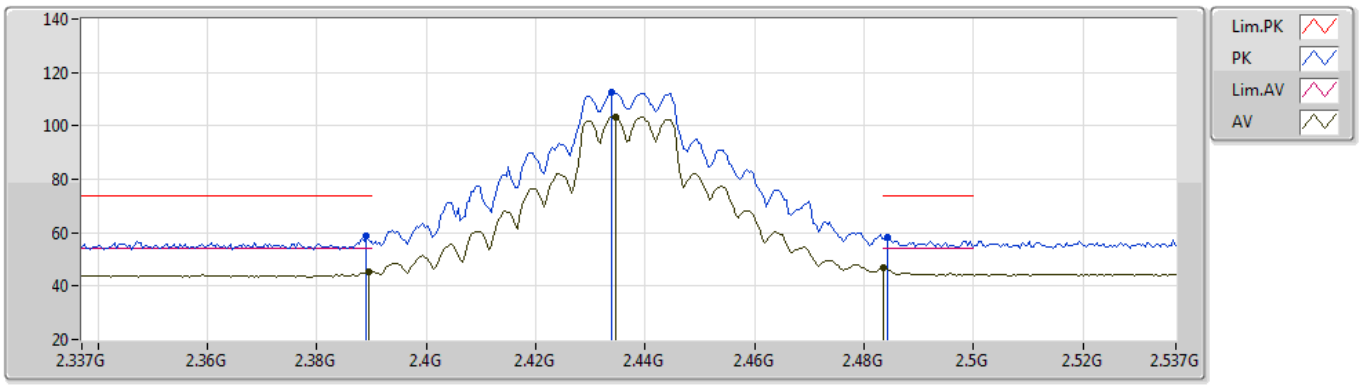

Type	Freq	Level	Limit	Margin	Factor	Dist	Condition	Azimuth	Height	Comment	Raw	AF	CL	PA
	(Hz)	(dBuV/m)	(dBuV/m)	(dB)	(dB)	(m)		(°)	(m)		(dBuV)	(dB)	(dB)	(dB)
AV	2.3894G	45.50	54.00	-8.50	31.52	3	Vertical	179	2.68	-	13.98	27.64	3.88	-
AV	2.4346G	103.32	Inf	-Inf	31.55	3	Vertical	179	2.68	-	71.77	27.60	3.95	-
AV	2.4835G	46.64	54.00	-7.36	31.63	3	Vertical	179	2.68	-	15.01	27.60	4.03	-
PK	2.389G	58.87	74.00	-15.13	31.52	3	Vertical	179	2.68	-	27.35	27.64	3.88	-
PK	2.4338G	112.80	Inf	-Inf	31.55	3	Vertical	179	2.68	-	81.25	27.60	3.95	-
PK	2.4842G	58.52	74.00	-15.48	31.63	3	Vertical	179	2.68	-	26.89	27.60	4.03	-

802.11g_Nss1,(6Mbps)_2TX

2437MHz_TX

10/09/2020

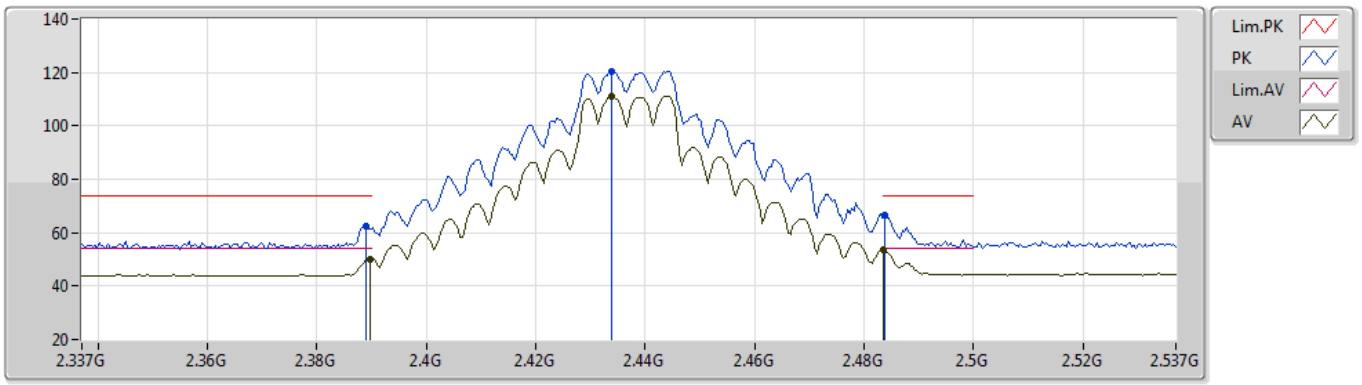

Type	Freq	Level	Limit	Margin	Factor	Dist	Condition	Azimuth	Height	Comment	Raw	AF	CL	PA
	(Hz)	(dBuV/m)	(dBuV/m)	(dB)	(dB)	(m)		(°)	(m)		(dBuV)	(dB)	(dB)	(dB)
AV	2.3898G	49.96	54.00	-4.04	31.52	3	Horizontal	271	1.04	-	18.44	27.64	3.88	-
AV	2.4338G	111.12	Inf	-Inf	31.55	3	Horizontal	271	1.04	-	79.57	27.60	3.95	-
AV	2.4835G	53.45	54.00	-0.55	31.63	3	Horizontal	271	1.04	-	21.82	27.60	4.03	-
PK	2.389G	62.19	74.00	-11.81	31.52	3	Horizontal	271	1.04	-	30.67	27.64	3.88	-
PK	2.4338G	120.59	Inf	-Inf	31.55	3	Horizontal	271	1.04	-	89.04	27.60	3.95	-
PK	2.4838G	66.40	74.00	-7.60	31.63	3	Horizontal	271	1.04	-	34.77	27.60	4.03	-

802.11g_Nss1,(6Mbps)_2TX

2437MHz_TX

10/09/2020

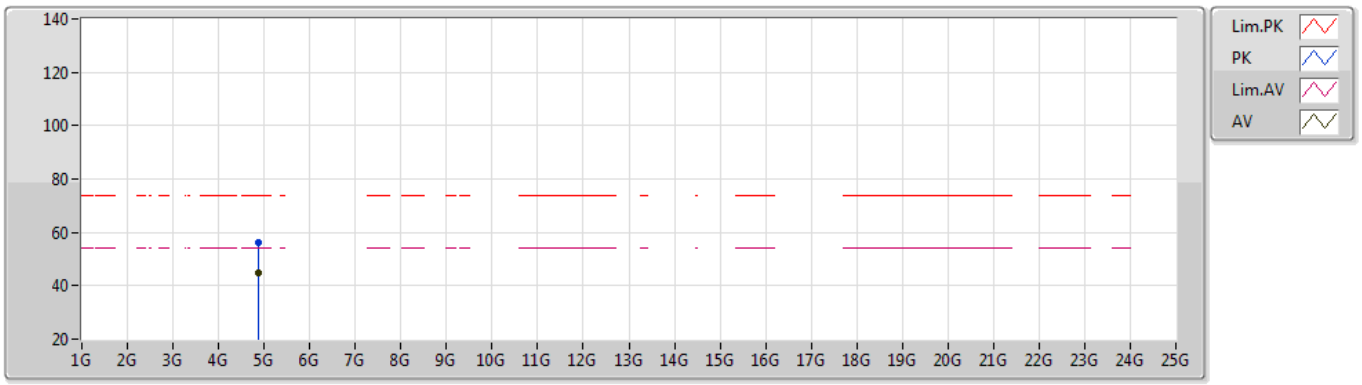

Type	Freq	Level	Limit	Margin	Factor	Dist	Condition	Azimuth	Height	Comment	Raw	AF	CL	PA
	(Hz)	(dBuV/m)	(dBuV/m)	(dB)	(dB)	(m)		(°)	(m)		(dBuV)	(dB)	(dB)	(dB)
AV	4.8742G	44.63	54.00	-9.37	1.66	3	Vertical	165	2.09	-	42.97	31.25	5.34	34.93
PK	4.87452G	56.03	74.00	-17.97	1.66	3	Vertical	165	2.09	-	54.37	31.25	5.34	34.93

802.11g_Nss1,(6Mbps)_2TX

2437MHz_TX

10/09/2020

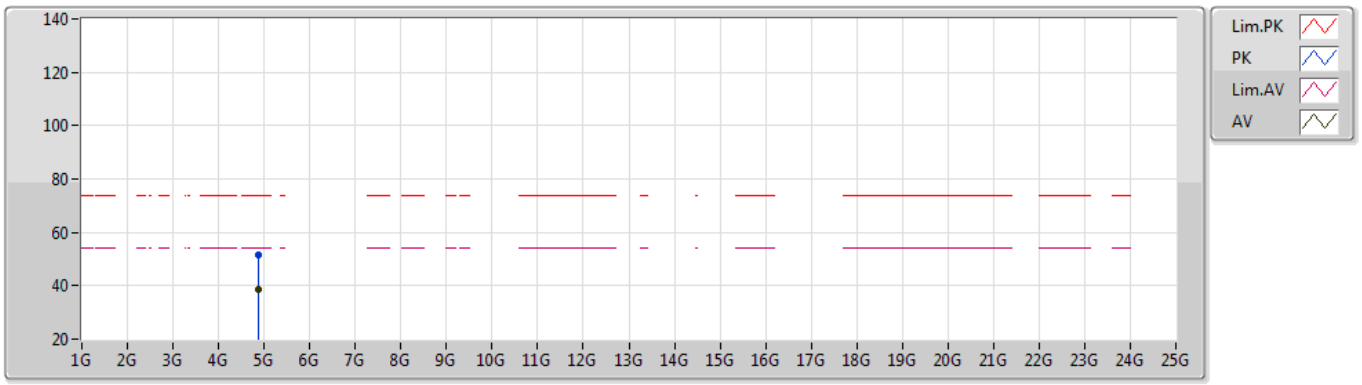

Type	Freq	Level	Limit	Margin	Factor	Dist	Condition	Azimuth	Height	Comment	Raw	AF	CL	PA
	(Hz)	(dBuV/m)	(dBuV/m)	(dB)	(dB)	(m)		(°)	(m)		(dBuV)	(dB)	(dB)	(dB)
AV	4.87404G	38.57	54.00	-15.43	1.66	3	Horizontal	48	1.50	-	36.91	31.25	5.34	34.93
PK	4.87444G	51.30	74.00	-22.70	1.66	3	Horizontal	48	1.50	-	49.64	31.25	5.34	34.93

802.11g_Nss1,(6Mbps)_2TX

2462MHz_TX

10/09/2020

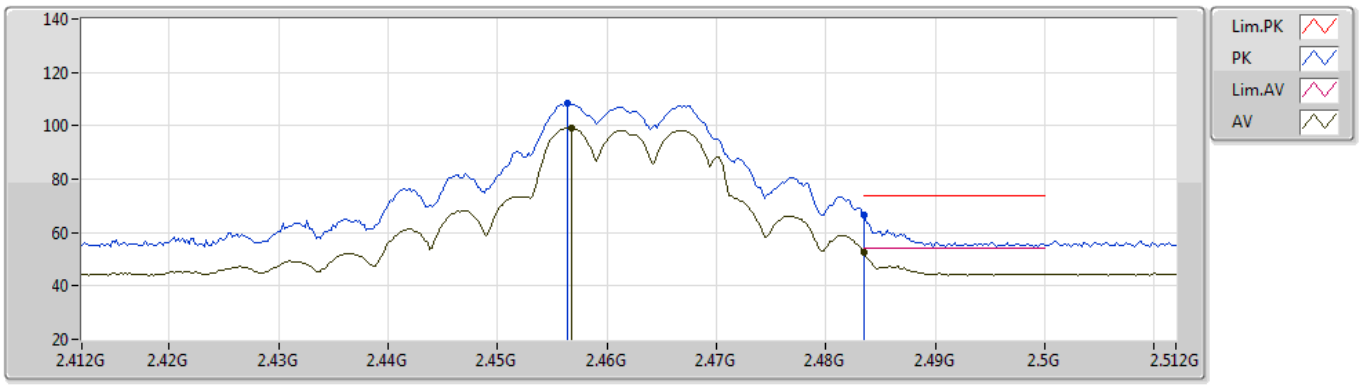

Type	Freq	Level	Limit	Margin	Factor	Dist	Condition	Azimuth	Height	Comment	Raw	AF	CL	PA
	(Hz)	(dBuV/m)	(dBuV/m)	(dB)	(dB)	(m)		(°)	(m)		(dBuV)	(dB)	(dB)	(dB)
AV	2.4568G	99.37	Inf	-Inf	31.59	3	Vertical	177	2.91	-	67.78	27.60	3.99	-
AV	2.4835G	52.78	54.00	-1.22	31.63	3	Vertical	177	2.91	-	21.15	27.60	4.03	-
PK	2.4564G	108.49	Inf	-Inf	31.58	3	Vertical	177	2.91	-	76.91	27.60	3.98	-
PK	2.4835G	66.45	74.00	-7.55	31.63	3	Vertical	177	2.91	-	34.82	27.60	4.03	-

802.11g_Nss1,(6Mbps)_2TX

2462MHz_TX

10/09/2020

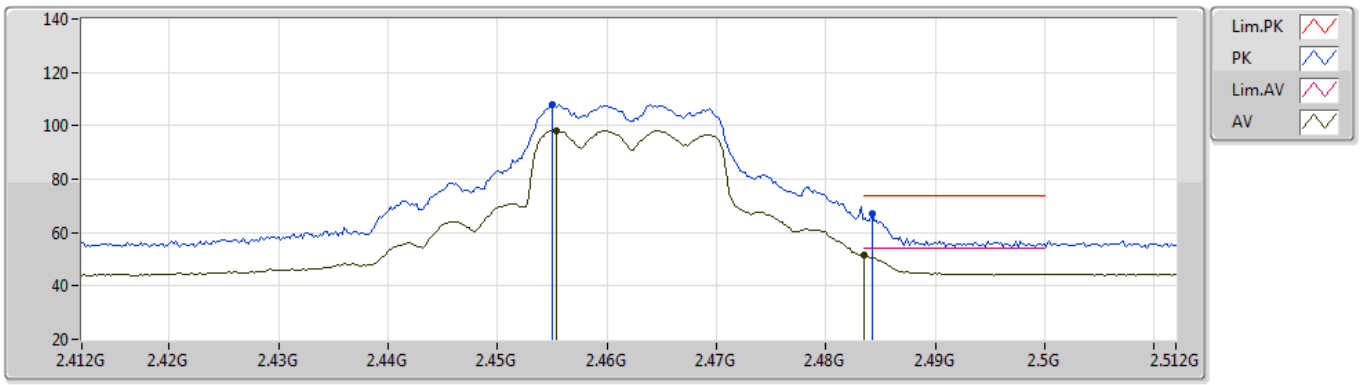

Type	Freq	Level	Limit	Margin	Factor	Dist	Condition	Azimuth	Height	Comment	Raw	AF	CL	PA
	(Hz)	(dBuV/m)	(dBuV/m)	(dB)	(dB)	(m)		(°)	(m)		(dBuV)	(dB)	(dB)	(dB)
AV	2.4554G	98.34	Inf	-Inf	31.58	3	Horizontal	51	1.50	-	66.76	27.60	3.98	-
AV	2.4835G	51.34	54.00	-2.66	31.63	3	Horizontal	51	1.50	-	19.71	27.60	4.03	-
PK	2.455G	107.97	Inf	-Inf	31.58	3	Horizontal	51	1.50	-	76.39	27.60	3.98	-
PK	2.4842G	66.83	74.00	-7.17	31.63	3	Horizontal	51	1.50	-	35.20	27.60	4.03	-

802.11g_Nss1,(6Mbps)_2TX

2462MHz_TX

10/09/2020

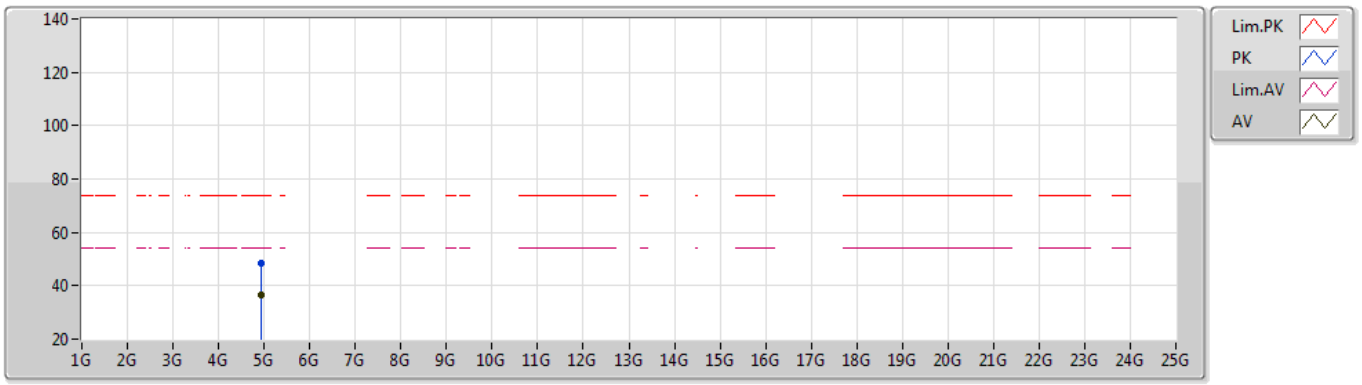

Type	Freq	Level	Limit	Margin	Factor	Dist	Condition	Azimuth	Height	Comment	Raw	AF	CL	PA
	(Hz)	(dBuV/m)	(dBuV/m)	(dB)	(dB)	(m)		(°)	(m)		(dBuV)	(dB)	(dB)	(dB)
AV	4.92396G	36.32	54.00	-17.68	1.72	3	Vertical	164	2.19	-	34.60	31.30	5.36	34.94
PK	4.92412G	48.51	74.00	-25.49	1.72	3	Vertical	164	2.19	-	46.79	31.30	5.36	34.94

802.11g_Nss1,(6Mbps)_2TX

2462MHz_TX

10/09/2020

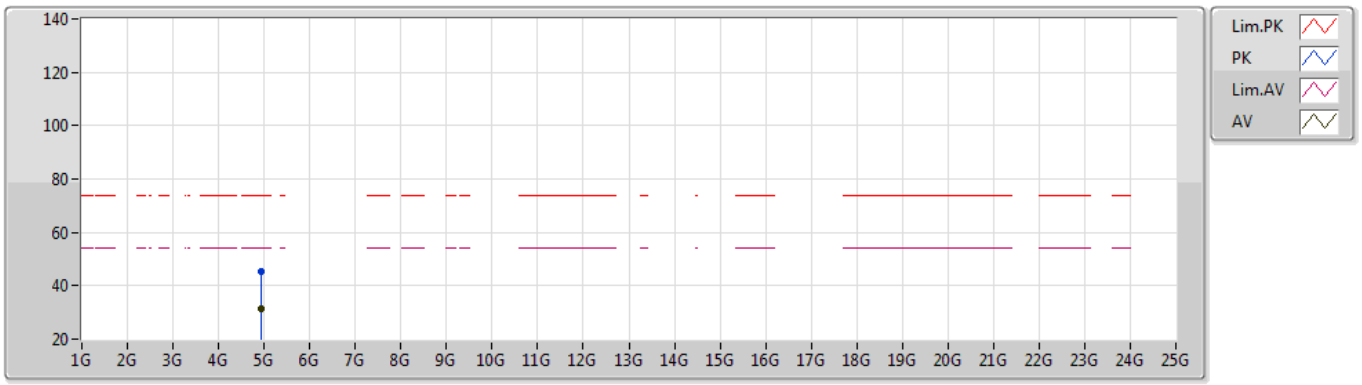

Type	Freq	Level	Limit	Margin	Factor	Dist	Condition	Azimuth	Height	Comment	Raw	AF	CL	PA
	(Hz)	(dBuV/m)	(dBuV/m)	(dB)	(dB)	(m)		(°)	(m)		(dBuV)	(dB)	(dB)	(dB)
AV	4.9194G	31.57	54.00	-22.43	1.70	3	Horizontal	21	2.72	-	29.87	31.28	5.36	34.94
PK	4.92468G	45.11	74.00	-28.89	1.72	3	Horizontal	21	2.72	-	43.39	31.30	5.36	34.94

802.11g_Nss1,(6Mbps)_2TX

2417MHz_TX

10/09/2020

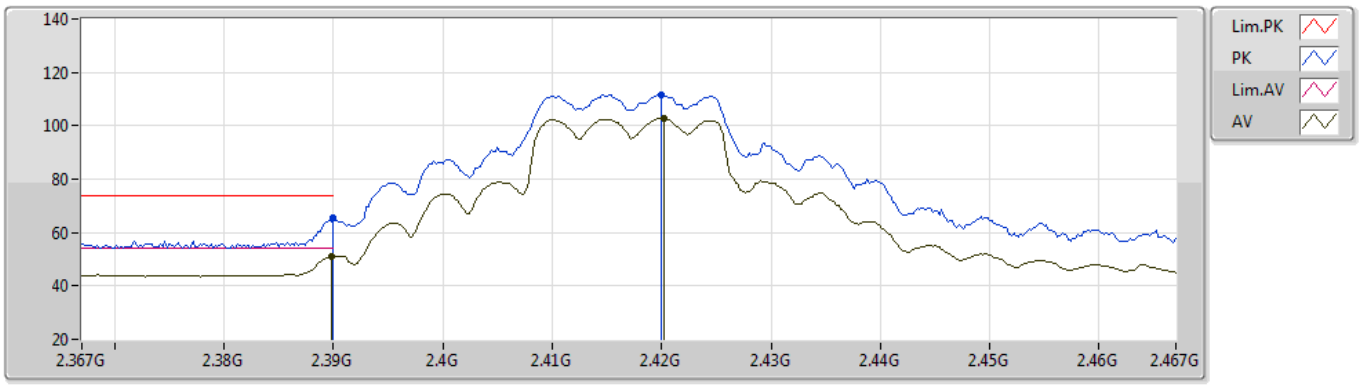

Type	Freq	Level	Limit	Margin	Factor	Dist	Condition	Azimuth	Height	Comment	Raw	AF	CL	PA
	(Hz)	(dBuV/m)	(dBuV/m)	(dB)	(dB)	(m)		(°)	(m)		(dBuV)	(dB)	(dB)	(dB)
AV	2.3898G	51.02	54.00	-2.98	31.52	3	Vertical	209	2.77	-	19.50	27.64	3.88	-
AV	2.4202G	102.77	Inf	-Inf	31.53	3	Vertical	209	2.77	-	71.24	27.60	3.93	-
PK	2.39G	65.66	74.00	-8.34	31.52	3	Vertical	209	2.77	-	34.14	27.64	3.88	-
PK	2.42G	111.72	Inf	-Inf	31.53	3	Vertical	209	2.77	-	80.19	27.60	3.93	-

802.11g_Nss1,(6Mbps)_2TX

2417MHz_TX

10/09/2020

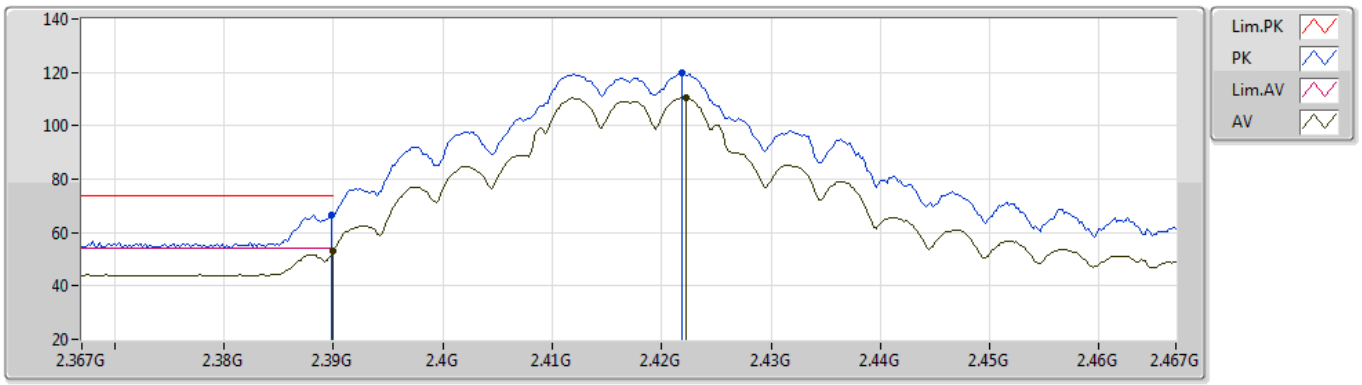

Type	Freq	Level	Limit	Margin	Factor	Dist	Condition	Azimuth	Height	Comment	Raw	AF	CL	PA
	(Hz)	(dBuV/m)	(dBuV/m)	(dB)	(dB)	(m)		(°)	(m)		(dBuV)	(dB)	(dB)	(dB)
AV	2.39G	53.36	54.00	-0.64	31.52	3	Horizontal	269	2.90	-	21.84	27.64	3.88	-
AV	2.4222G	110.65	Inf	-Inf	31.53	3	Horizontal	269	2.90	-	79.12	27.60	3.93	-
PK	2.3898G	66.60	74.00	-7.40	31.52	3	Horizontal	269	2.90	-	35.08	27.64	3.88	-
PK	2.4218G	119.69	Inf	-Inf	31.53	3	Horizontal	269	2.90	-	88.16	27.60	3.93	-

802.11g_Nss1,(6Mbps)_2TX

2457MHz_TX

10/09/2020

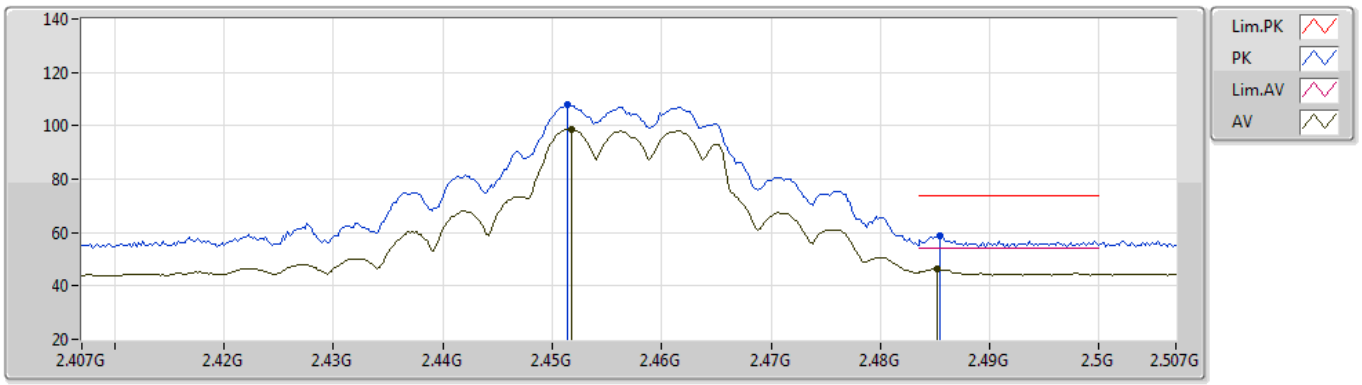

Type	Freq	Level	Limit	Margin	Factor	Dist	Condition	Azimuth	Height	Comment	Raw	AF	CL	PA
	(Hz)	(dBuV/m)	(dBuV/m)	(dB)	(dB)	(m)		(°)	(m)		(dBuV)	(dB)	(dB)	(dB)
AV	2.4518G	98.82	Inf	-Inf	31.58	3	Vertical	341	2.74	-	67.24	27.60	3.98	-
AV	2.4852G	46.27	54.00	-7.73	31.63	3	Vertical	341	2.74	-	14.64	27.60	4.03	-
PK	2.4514G	107.72	Inf	-Inf	31.58	3	Vertical	341	2.74	-	76.14	27.60	3.98	-
PK	2.4854G	58.69	74.00	-15.31	31.63	3	Vertical	341	2.74	-	27.06	27.60	4.03	-

802.11g_Nss1,(6Mbps)_2TX

2457MHz_TX

10/09/2020

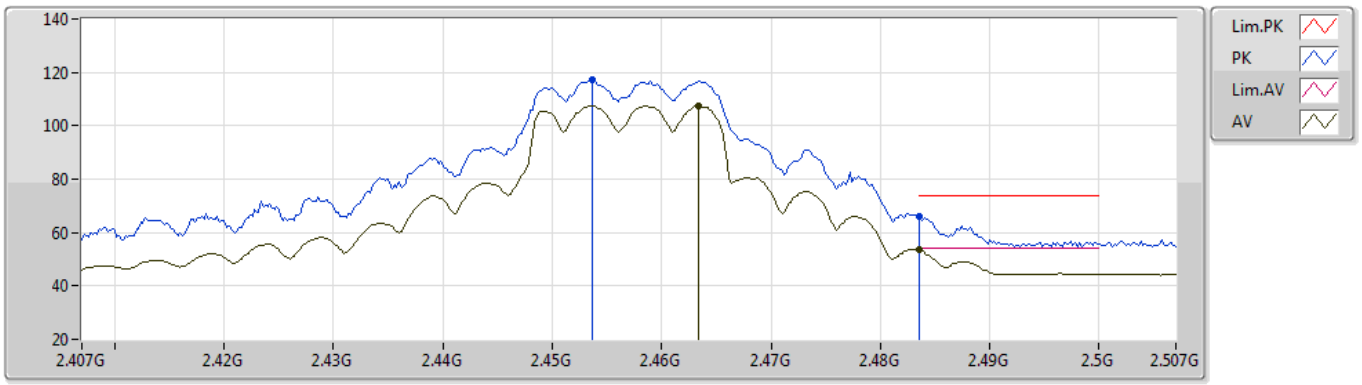

Type	Freq	Level	Limit	Margin	Factor	Dist	Condition	Azimuth	Height	Comment	Raw	AF	CL	PA
	(Hz)	(dBuV/m)	(dBuV/m)	(dB)	(dB)	(m)		(°)	(m)		(dBuV)	(dB)	(dB)	(dB)
AV	2.4634G	107.40	Inf	-Inf	31.60	3	Horizontal	276	1.04	-	75.80	27.60	4.00	-
AV	2.4835G	53.61	54.00	-0.39	31.63	3	Horizontal	276	1.04	-	21.98	27.60	4.03	-
PK	2.4536G	117.16	Inf	-Inf	31.58	3	Horizontal	276	1.04	-	85.58	27.60	3.98	-
PK	2.4836G	65.91	74.00	-8.09	31.63	3	Horizontal	276	1.04	-	34.28	27.60	4.03	-

802.11n HT20_Nss1,(MCS0)_2TX

2412MHz_TX

10/09/2020

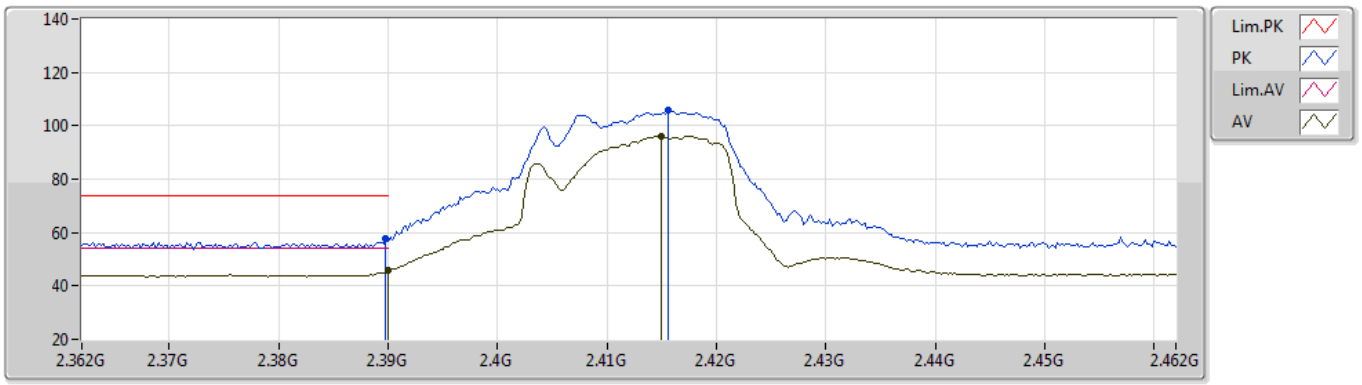

Type	Freq	Level	Limit	Margin	Factor	Dist	Condition	Azimuth	Height	Comment	Raw	AF	CL	PA
	(Hz)	(dBuV/m)	(dBuV/m)	(dB)	(dB)	(m)		(°)	(m)		(dBuV)	(dB)	(dB)	(dB)
AV	2.39G	45.64	54.00	-8.36	31.52	3	Vertical	198	2.51	-	14.12	27.64	3.88	-
AV	2.415G	96.13	Inf	-Inf	31.52	3	Vertical	198	2.51	-	64.61	27.60	3.92	-
PK	2.3898G	57.69	74.00	-16.31	31.52	3	Vertical	198	2.51	-	26.17	27.64	3.88	-
PK	2.4156G	105.68	Inf	-Inf	31.52	3	Vertical	198	2.51	-	74.16	27.60	3.92	-

802.11n HT20_Nss1,(MCS0)_2TX

2412MHz_TX

10/09/2020

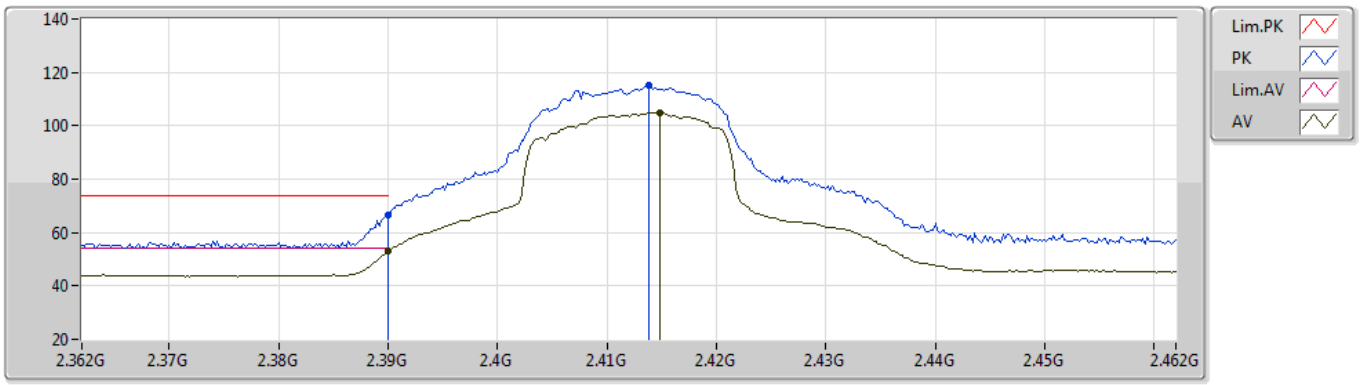

Type	Freq	Level	Limit	Margin	Factor	Dist	Condition	Azimuth	Height	Comment	Raw	AF	CL	PA
	(Hz)	(dBuV/m)	(dBuV/m)	(dB)	(dB)	(m)		(°)	(m)		(dBuV)	(dB)	(dB)	(dB)
AV	2.39G	53.15	54.00	-0.85	31.52	3	Horizontal	281	1.05	-	21.63	27.64	3.88	-
AV	2.4148G	105.04	Inf	-Inf	31.52	3	Horizontal	281	1.05	-	73.52	27.60	3.92	-
PK	2.39G	66.72	74.00	-7.28	31.52	3	Horizontal	281	1.05	-	35.20	27.64	3.88	-
PK	2.4138G	115.14	Inf	-Inf	31.52	3	Horizontal	281	1.05	-	83.62	27.60	3.92	-

802.11n HT20_Nss1,(MCS0)_2TX

2412MHz_TX

10/09/2020

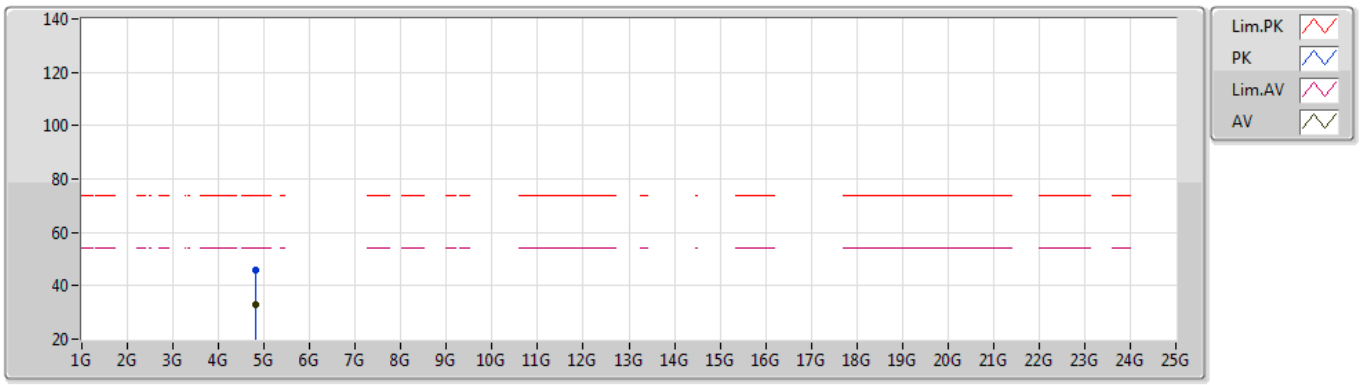

Type	Freq	Level	Limit	Margin	Factor	Dist	Condition	Azimuth	Height	Comment	Raw	AF	CL	PA
	(Hz)	(dBuV/m)	(dBuV/m)	(dB)	(dB)	(m)		(°)	(m)		(dBuV)	(dB)	(dB)	(dB)
AV	4.82388G	33.12	54.00	-20.88	1.58	3	Vertical	210	1.57	-	31.54	31.20	5.31	34.93
PK	4.82512G	45.76	74.00	-28.24	1.58	3	Vertical	210	1.57	-	44.18	31.20	5.31	34.93

802.11n HT20_Nss1,(MCS0)_2TX

2412MHz_TX

10/09/2020

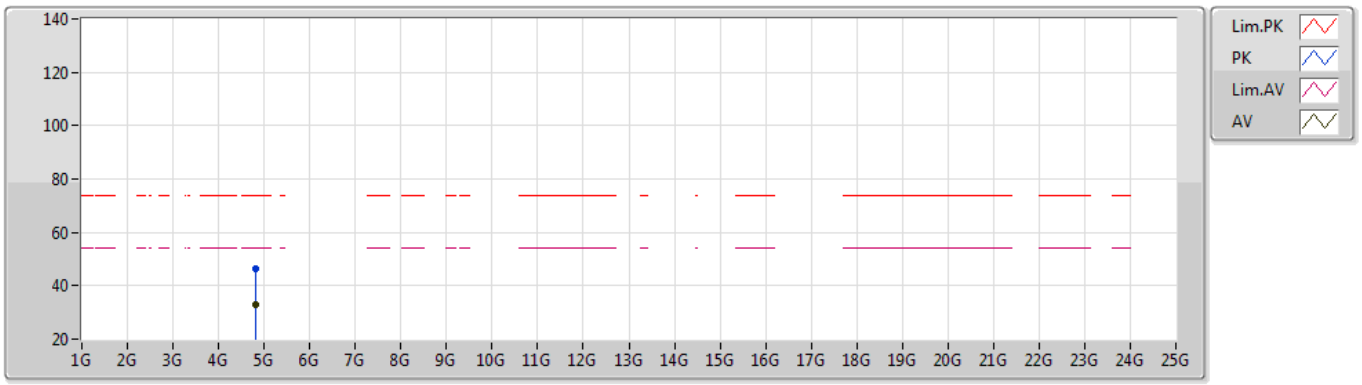

Type	Freq	Level	Limit	Margin	Factor	Dist	Condition	Azimuth	Height	Comment	Raw	AF	CL	PA
	(Hz)	(dBuV/m)	(dBuV/m)	(dB)	(dB)	(m)		(°)	(m)		(dBuV)	(dB)	(dB)	(dB)
AV	4.8236G	32.70	54.00	-21.30	1.57	3	Horizontal	296	2.38	-	31.13	31.19	5.31	34.93
PK	4.82568G	46.13	74.00	-27.87	1.58	3	Horizontal	296	2.38	-	44.55	31.20	5.31	34.93

802.11n HT20_Nss1,(MCS0)_2TX

2437MHz_TX

10/09/2020

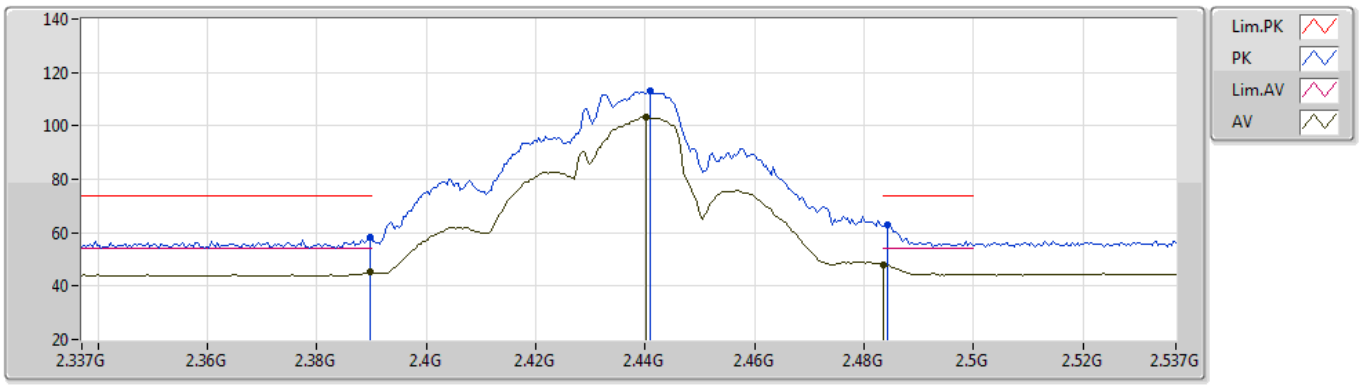

Type	Freq	Level	Limit	Margin	Factor	Dist	Condition	Azimuth	Height	Comment	Raw	AF	CL	PA
	(Hz)	(dBuV/m)	(dBuV/m)	(dB)	(dB)	(m)		(°)	(m)		(dBuV)	(dB)	(dB)	(dB)
AV	2.3898G	45.13	54.00	-8.87	31.52	3	Vertical	197	2.79	-	13.61	27.64	3.88	-
AV	2.4402G	103.38	Inf	-Inf	31.56	3	Vertical	197	2.79	-	71.82	27.60	3.96	-
AV	2.4835G	48.03	54.00	-5.97	31.63	3	Vertical	197	2.79	-	16.40	27.60	4.03	-
PK	2.3898G	58.31	74.00	-15.69	31.52	3	Vertical	197	2.79	-	26.79	27.64	3.88	-
PK	2.441G	112.93	Inf	-Inf	31.56	3	Vertical	197	2.79	-	81.37	27.60	3.96	-
PK	2.4842G	62.92	74.00	-11.08	31.63	3	Vertical	197	2.79	-	31.29	27.60	4.03	-

802.11n HT20_Nss1,(MCS0)_2TX

2437MHz_TX

10/09/2020

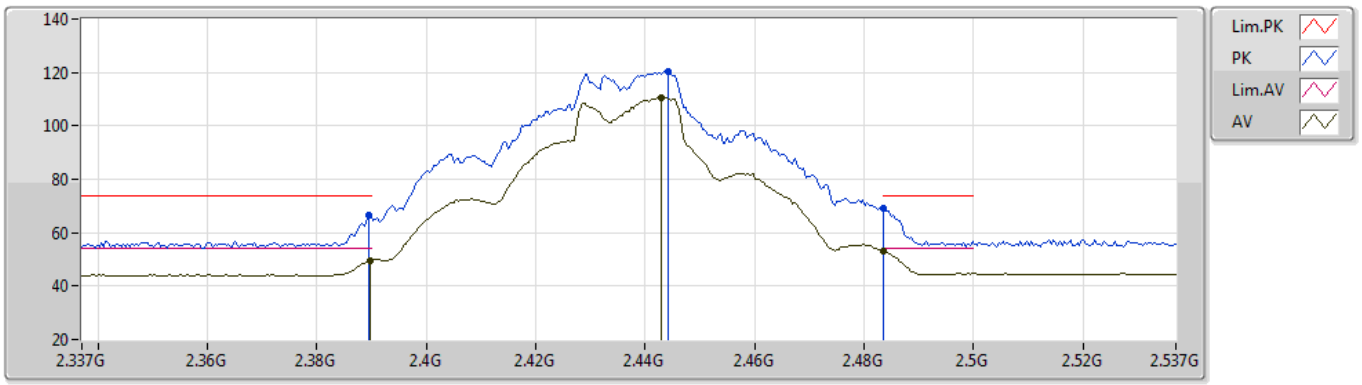

Type	Freq	Level	Limit	Margin	Factor	Dist	Condition	Azimuth	Height	Comment	Raw	AF	CL	PA
	(Hz)	(dBuV/m)	(dBuV/m)	(dB)	(dB)	(m)		(°)	(m)		(dBuV)	(dB)	(dB)	(dB)
AV	2.3898G	49.71	54.00	-4.29	31.52	3	Horizontal	275	2.86	-	18.19	27.64	3.88	-
AV	2.443G	110.67	Inf	-Inf	31.56	3	Horizontal	275	2.86	-	79.11	27.60	3.96	-
AV	2.4835G	53.21	54.00	-0.79	31.63	3	Horizontal	275	2.86	-	21.58	27.60	4.03	-
PK	2.3894G	66.70	74.00	-7.30	31.52	3	Horizontal	275	2.86	-	35.18	27.64	3.88	-
PK	2.4442G	120.24	Inf	-Inf	31.57	3	Horizontal	275	2.86	-	88.67	27.60	3.97	-
PK	2.4835G	68.91	74.00	-5.09	31.63	3	Horizontal	275	2.86	-	37.28	27.60	4.03	-

802.11n HT20_Nss1,(MCS0)_2TX

2437MHz_TX

10/09/2020

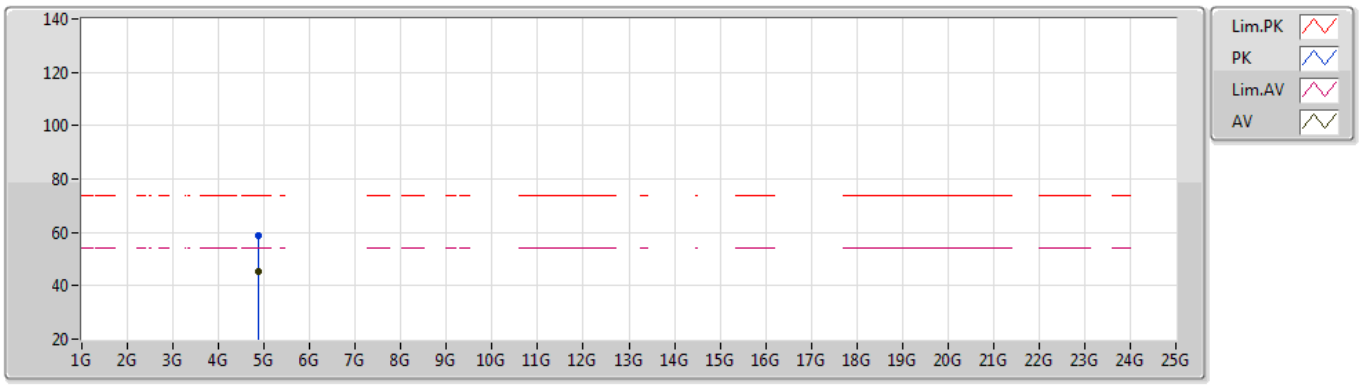

Type	Freq	Level	Limit	Margin	Factor	Dist	Condition	Azimuth	Height	Comment	Raw	AF	CL	PA
	(Hz)	(dBuV/m)	(dBuV/m)	(dB)	(dB)	(m)		(°)	(m)		(dBuV)	(dB)	(dB)	(dB)
AV	4.87358G	45.19	54.00	-8.81	1.66	3	Vertical	173	1.63	-	43.53	31.25	5.34	34.93
PK	4.87184G	58.83	74.00	-15.17	1.67	3	Vertical	173	1.63	-	57.16	31.26	5.34	34.93

802.11n HT20_Nss1,(MCS0)_2TX

2437MHz_TX

10/09/2020

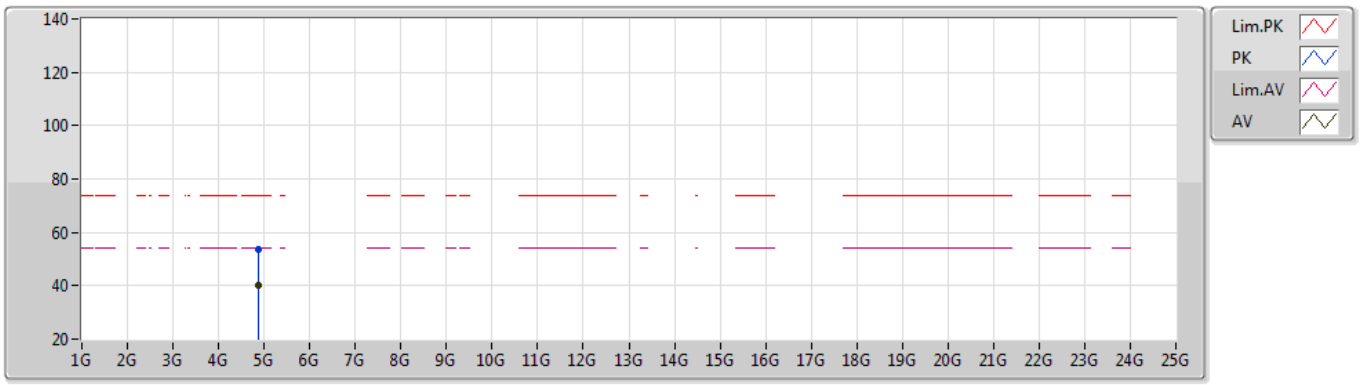

Type	Freq	Level	Limit	Margin	Factor	Dist	Condition	Azimuth	Height	Comment	Raw	AF	CL	PA
	(Hz)	(dBuV/m)	(dBuV/m)	(dB)	(dB)	(m)		(°)	(m)		(dBuV)	(dB)	(dB)	(dB)
AV	4.87754G	39.98	54.00	-14.02	1.65	3	Horizontal	48	1.50	-	38.33	31.24	5.34	34.93
PK	4.87652G	53.58	74.00	-20.42	1.66	3	Horizontal	48	1.50	-	51.92	31.25	5.34	34.93

802.11n HT20_Nss1,(MCS0)_2TX

2462MHz_TX

10/09/2020

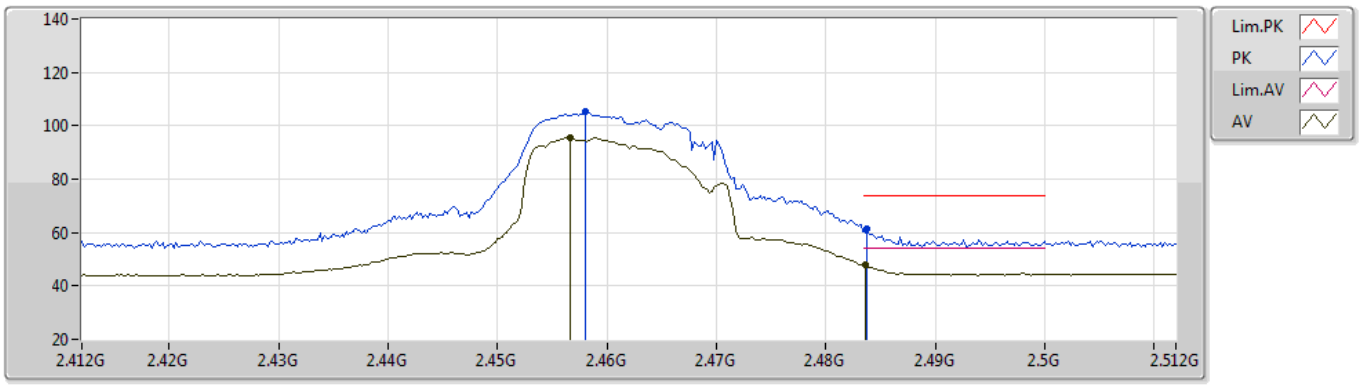

Type	Freq	Level	Limit	Margin	Factor	Dist	Condition	Azimuth	Height	Comment	Raw	AF	CL	PA
	(Hz)	(dBuV/m)	(dBuV/m)	(dB)	(dB)	(m)		(°)	(m)		(dBuV)	(dB)	(dB)	(dB)
AV	2.4566G	95.47	Inf	-Inf	31.58	3	Vertical	200	2.33	-	63.89	27.60	3.98	-
AV	2.4836G	47.75	54.00	-6.25	31.63	3	Vertical	200	2.33	-	16.12	27.60	4.03	-
PK	2.458G	105.37	Inf	-Inf	31.59	3	Vertical	200	2.33	-	73.78	27.60	3.99	-
PK	2.4838G	61.20	74.00	-12.80	31.63	3	Vertical	200	2.33	-	29.57	27.60	4.03	-

802.11n HT20_Nss1,(MCS0)_2TX

2462MHz_TX

10/09/2020

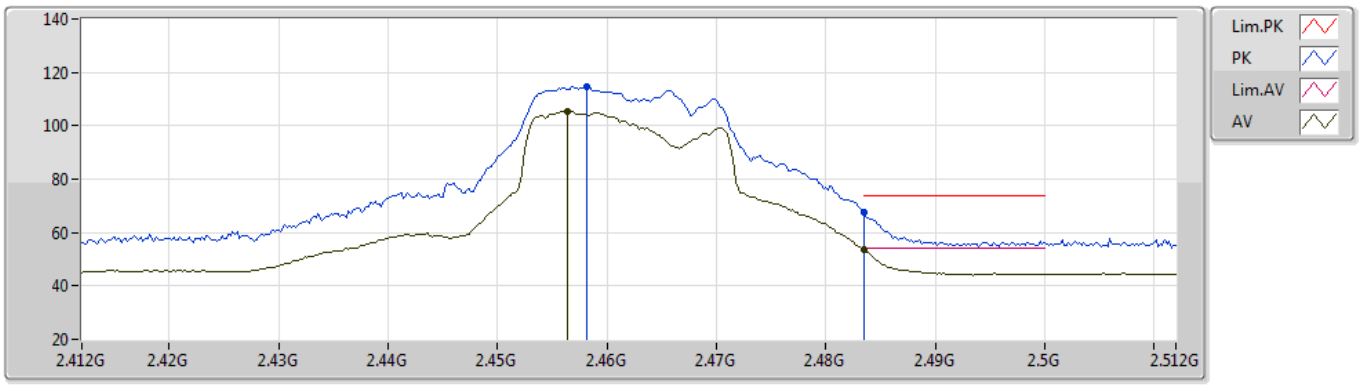

Type	Freq	Level	Limit	Margin	Factor	Dist	Condition	Azimuth	Height	Comment	Raw	AF	CL	PA
	(Hz)	(dBuV/m)	(dBuV/m)	(dB)	(dB)	(m)		(°)	(m)		(dBuV)	(dB)	(dB)	(dB)
AV	2.4564G	105.59	Inf	-Inf	31.58	3	Horizontal	277	1.00	-	74.01	27.60	3.98	-
AV	2.4835G	53.59	54.00	-0.41	31.63	3	Horizontal	277	1.00	-	21.96	27.60	4.03	-
PK	2.4582G	114.90	Inf	-Inf	31.59	3	Horizontal	277	1.00	-	83.31	27.60	3.99	-
PK	2.4835G	67.61	74.00	-6.39	31.63	3	Horizontal	277	1.00	-	35.98	27.60	4.03	-

802.11n HT20_Nss1,(MCS0)_2TX

2462MHz_TX

10/09/2020

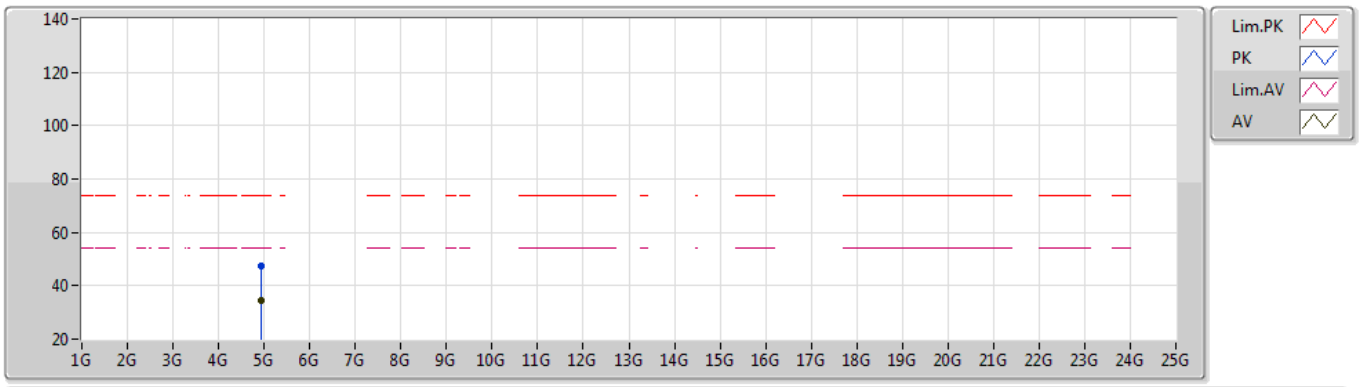

Type	Freq	Level	Limit	Margin	Factor	Dist	Condition	Azimuth	Height	Comment	Raw	AF	CL	PA
	(Hz)	(dBuV/m)	(dBuV/m)	(dB)	(dB)	(m)		(°)	(m)		(dBuV)	(dB)	(dB)	(dB)
AV	4.9238G	34.59	54.00	-19.41	1.72	3	Vertical	162	1.92	-	32.87	31.30	5.36	34.94
PK	4.9222G	47.32	74.00	-26.68	1.71	3	Vertical	162	1.92	-	45.61	31.29	5.36	34.94

802.11n HT20_Nss1,(MCS0)_2TX

2462MHz_TX

10/09/2020

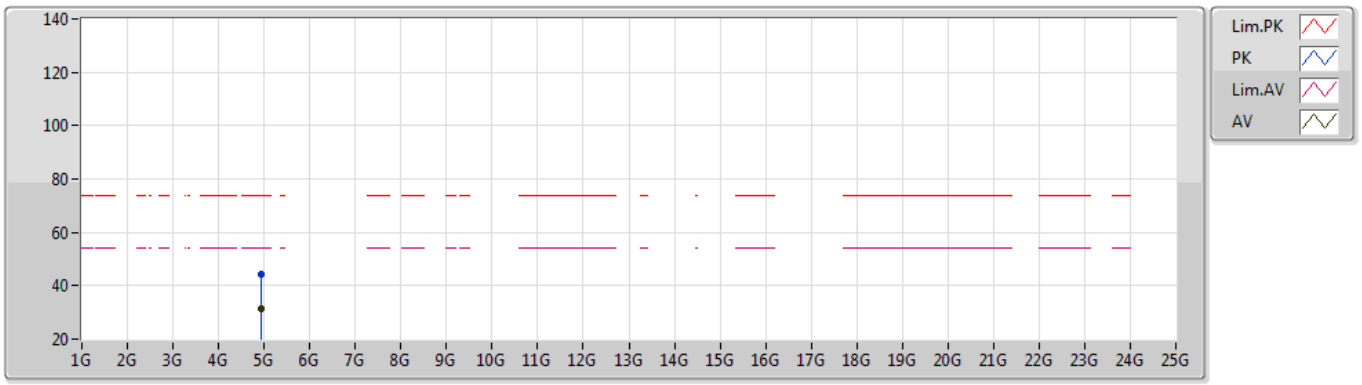

Type	Freq	Level	Limit	Margin	Factor	Dist	Condition	Azimuth	Height	Comment	Raw	AF	CL	PA
	(Hz)	(dBuV/m)	(dBuV/m)	(dB)	(dB)	(m)		(°)	(m)		(dBuV)	(dB)	(dB)	(dB)
AV	4.92424G	31.62	54.00	-22.38	1.72	3	Horizontal	53	1.48	-	29.90	31.30	5.36	34.94
PK	4.9272G	44.47	74.00	-29.53	1.73	3	Horizontal	53	1.48	-	42.74	31.31	5.36	34.94

802.11n HT20_Nss1,(MCS0)_2TX

2417MHz_TX

10/09/2020

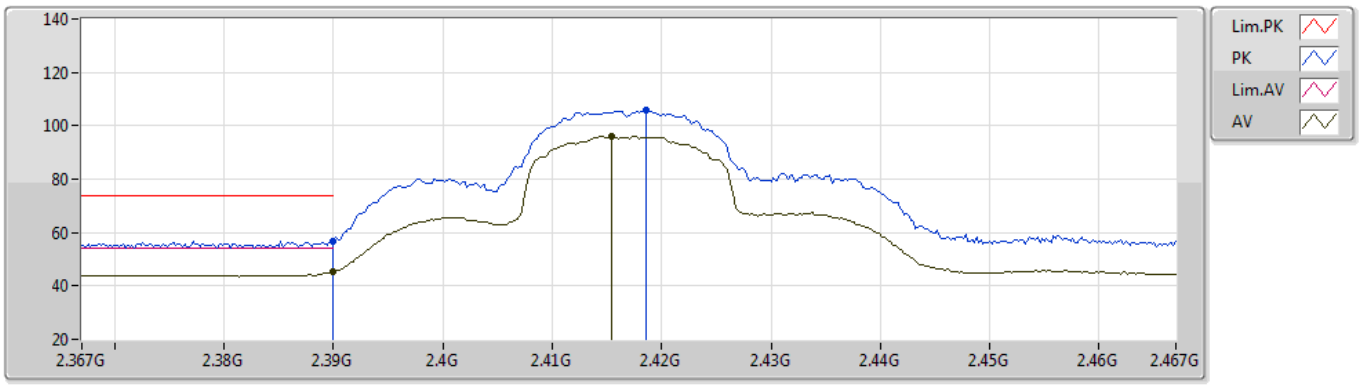

Type	Freq	Level	Limit	Margin	Factor	Dist	Condition	Azimuth	Height	Comment	Raw	AF	CL	PA
	(Hz)	(dBuV/m)	(dBuV/m)	(dB)	(dB)	(m)		(°)	(m)		(dBuV)	(dB)	(dB)	(dB)
AV	2.39G	45.19	54.00	-8.81	31.52	3	Vertical	160	1.64	-	13.67	27.64	3.88	-
AV	2.4154G	96.01	Inf	-Inf	31.52	3	Vertical	160	1.64	-	64.49	27.60	3.92	-
PK	2.39G	56.80	74.00	-17.20	31.52	3	Vertical	160	1.64	-	25.28	27.64	3.88	-
PK	2.4186G	106.03	Inf	-Inf	31.53	3	Vertical	160	1.64	-	74.50	27.60	3.93	-

802.11n HT20_Nss1,(MCS0)_2TX

2417MHz_TX

10/09/2020

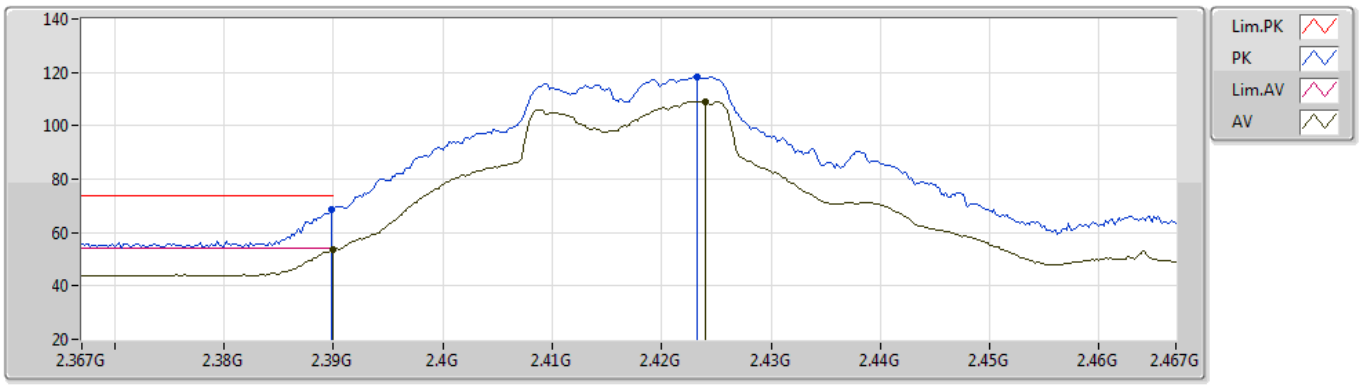

Type	Freq	Level	Limit	Margin	Factor	Dist	Condition	Azimuth	Height	Comment	Raw	AF	CL	PA
	(Hz)	(dBuV/m)	(dBuV/m)	(dB)	(dB)	(m)		(°)	(m)		(dBuV)	(dB)	(dB)	(dB)
AV	2.39G	53.80	54.00	-0.20	31.52	3	Horizontal	273	2.86	-	22.28	27.64	3.88	-
AV	2.424G	109.16	Inf	-Inf	31.54	3	Horizontal	273	2.86	-	77.62	27.60	3.94	-
PK	2.3898G	68.48	74.00	-5.52	31.52	3	Horizontal	273	2.86	-	36.96	27.64	3.88	-
PK	2.4232G	118.33	Inf	-Inf	31.53	3	Horizontal	273	2.86	-	86.80	27.60	3.93	-

802.11n HT20_Nss1,(MCS0)_2TX

2457MHz_TX

10/09/2020

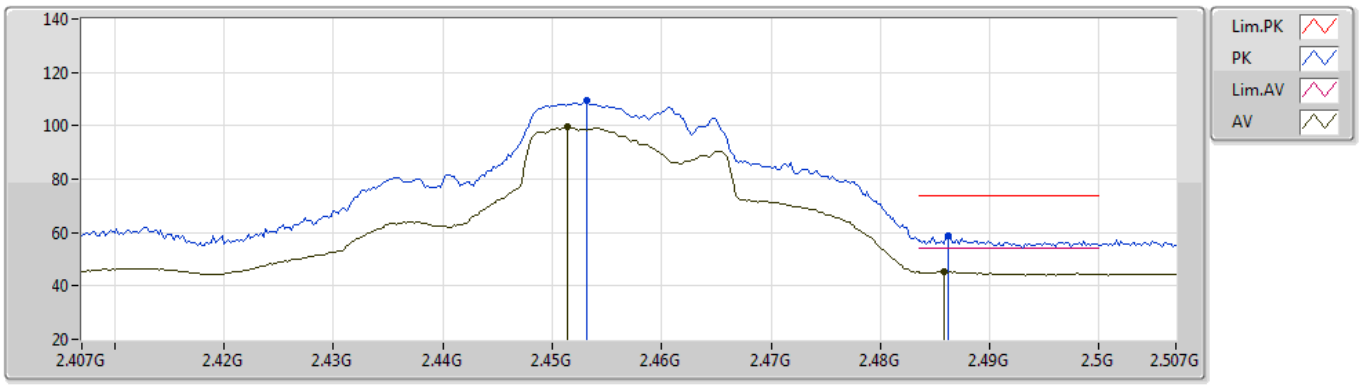

Type	Freq	Level	Limit	Margin	Factor	Dist	Condition	Azimuth	Height	Comment	Raw	AF	CL	PA
	(Hz)	(dBuV/m)	(dBuV/m)	(dB)	(dB)	(m)		(°)	(m)		(dBuV)	(dB)	(dB)	(dB)
AV	2.4514G	99.50	Inf	-Inf	31.58	3	Vertical	201	2.32	-	67.92	27.60	3.98	-
AV	2.4858G	45.17	54.00	-8.83	31.63	3	Vertical	201	2.32	-	13.54	27.60	4.03	-
PK	2.4532G	109.30	Inf	-Inf	31.58	3	Vertical	201	2.32	-	77.72	27.60	3.98	-
PK	2.4862G	58.83	74.00	-15.17	31.63	3	Vertical	201	2.32	-	27.20	27.60	4.03	-

802.11n HT20_Nss1,(MCS0)_2TX

2457MHz_TX

10/09/2020

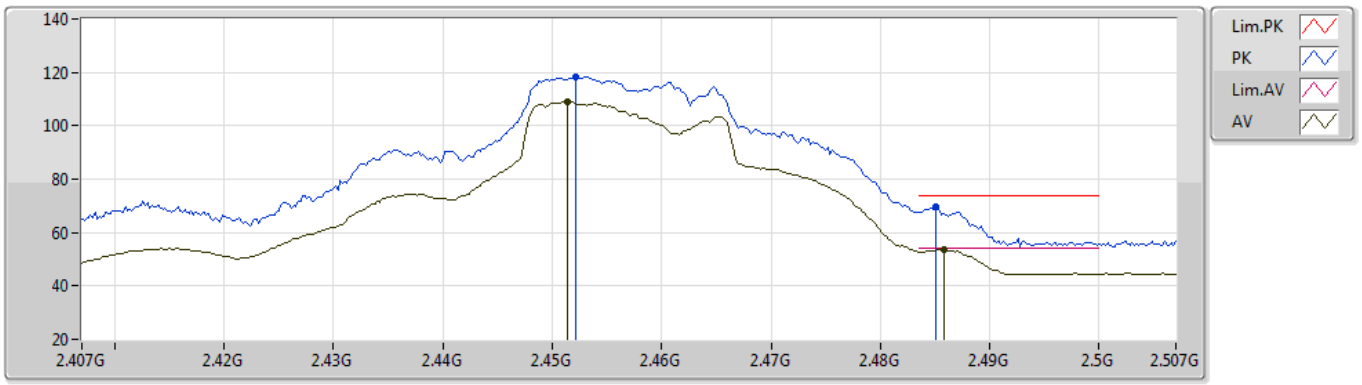

Type	Freq	Level	Limit	Margin	Factor	Dist	Condition	Azimuth	Height	Comment	Raw	AF	CL	PA
	(Hz)	(dBuV/m)	(dBuV/m)	(dB)	(dB)	(m)		(°)	(m)		(dBuV)	(dB)	(dB)	(dB)
AV	2.4514G	109.05	Inf	-Inf	31.58	3	Horizontal	278	2.80	-	77.47	27.60	3.98	-
AV	2.4858G	53.67	54.00	-0.33	31.63	3	Horizontal	278	2.80	-	22.04	27.60	4.03	-
PK	2.4522G	118.44	Inf	-Inf	31.58	3	Horizontal	278	2.80	-	86.86	27.60	3.98	-
PK	2.485G	69.41	74.00	-4.59	31.63	3	Horizontal	278	2.80	-	37.78	27.60	4.03	-

802.11n HT40_Nss1,(MCS0)_2TX

2422MHz_TX

10/09/2020

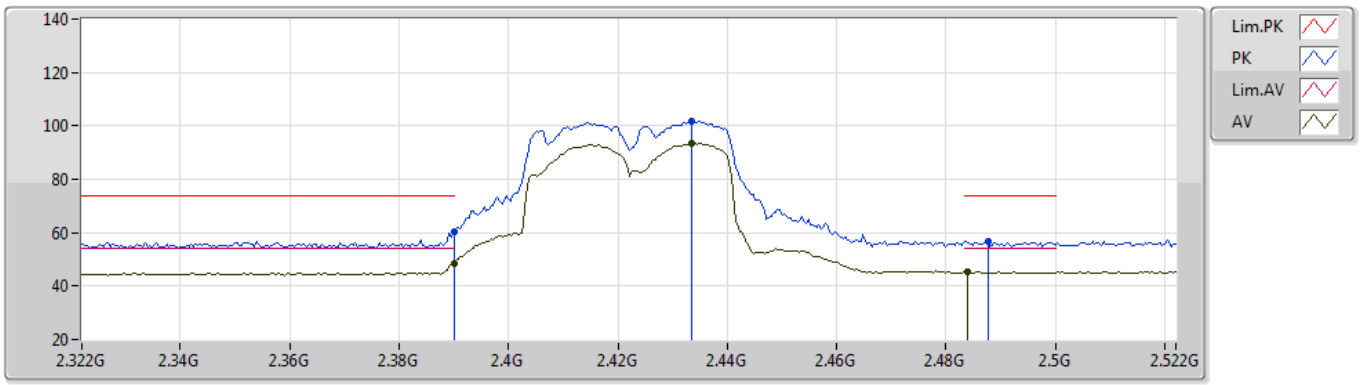

Type	Freq	Level	Limit	Margin	Factor	Dist	Condition	Azimuth	Height	Comment	Raw	AF	CL	PA
	(Hz)	(dBuV/m)	(dBuV/m)	(dB)	(dB)	(m)		(°)	(m)		(dBuV)	(dB)	(dB)	(dB)
AV	2.39G	48.26	54.00	-5.74	31.52	3	Vertical	200	2.79	-	16.74	27.64	3.88	-
AV	2.4336G	93.55	Inf	-Inf	31.55	3	Vertical	200	2.79	-	62.00	27.60	3.95	-
AV	2.484G	45.36	54.00	-8.64	31.63	3	Vertical	200	2.79	-	13.73	27.60	4.03	-
PK	2.39G	60.34	74.00	-13.66	31.52	3	Vertical	200	2.79	-	28.82	27.64	3.88	-
PK	2.4336G	101.56	Inf	-Inf	31.55	3	Vertical	200	2.79	-	70.01	27.60	3.95	-
PK	2.4876G	56.92	74.00	-17.08	31.63	3	Vertical	200	2.79	-	25.29	27.60	4.03	-

802.11n HT40_Nss1,(MCS0)_2TX

2422MHz_TX

10/09/2020

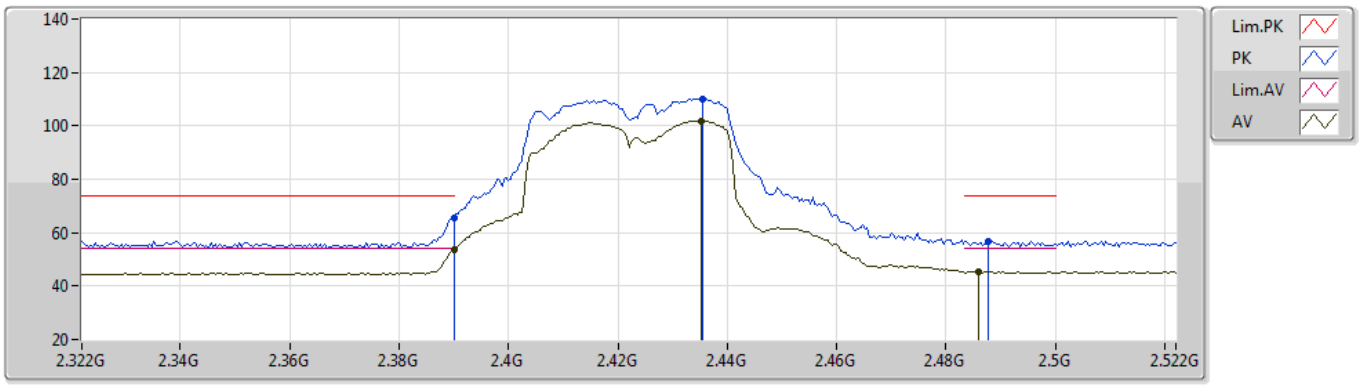

Type	Freq	Level	Limit	Margin	Factor	Dist	Condition	Azimuth	Height	Comment	Raw	AF	CL	PA
	(Hz)	(dBuV/m)	(dBuV/m)	(dB)	(dB)	(m)		(°)	(m)		(dBuV)	(dB)	(dB)	(dB)
AV	2.39G	53.82	54.00	-0.18	31.52	3	Horizontal	279	2.83	-	22.30	27.64	3.88	-
AV	2.4352G	101.92	Inf	-Inf	31.55	3	Horizontal	279	2.83	-	70.37	27.60	3.95	-
AV	2.486G	45.57	54.00	-8.43	31.63	3	Horizontal	279	2.83	-	13.94	27.60	4.03	-
PK	2.39G	65.38	74.00	-8.62	31.52	3	Horizontal	279	2.83	-	33.86	27.64	3.88	-
PK	2.4356G	110.08	Inf	-Inf	31.55	3	Horizontal	279	2.83	-	78.53	27.60	3.95	-
PK	2.4876G	56.63	74.00	-17.37	31.63	3	Horizontal	279	2.83	-	25.00	27.60	4.03	-

802.11n HT40_Nss1,(MCS0)_2TX

2422MHz_TX

10/09/2020

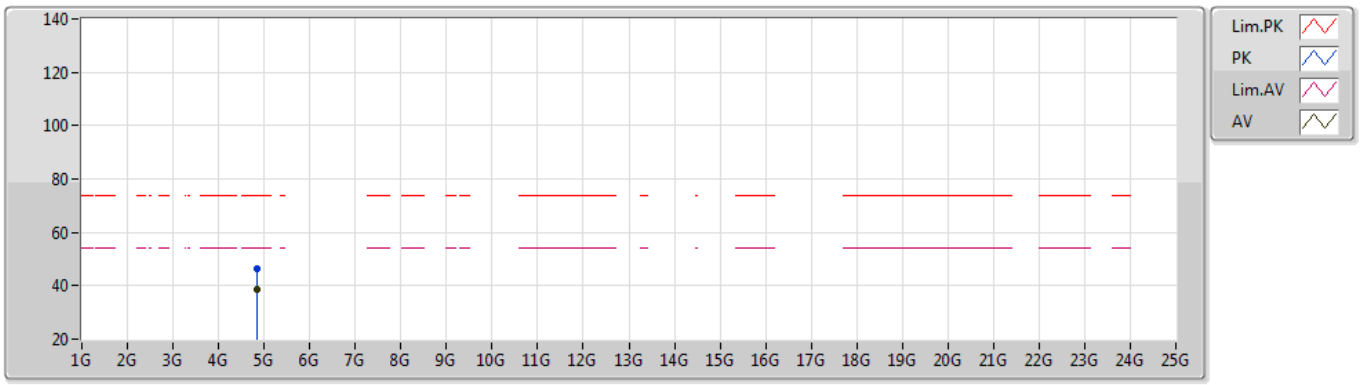

Type	Freq	Level	Limit	Margin	Factor	Dist	Condition	Azimuth	Height	Comment	Raw	AF	CL	PA
	(Hz)	(dBuV/m)	(dBuV/m)	(dB)	(dB)	(m)		(°)	(m)		(dBuV)	(dB)	(dB)	(dB)
AV	4.84396G	38.53	54.00	-15.47	1.67	3	Vertical	202	1.04	-	36.86	31.28	5.32	34.93
PK	4.84386G	46.33	74.00	-27.67	1.67	3	Vertical	202	1.04	-	44.66	31.28	5.32	34.93

802.11n HT40_Nss1,(MCS0)_2TX

2422MHz_TX

10/09/2020

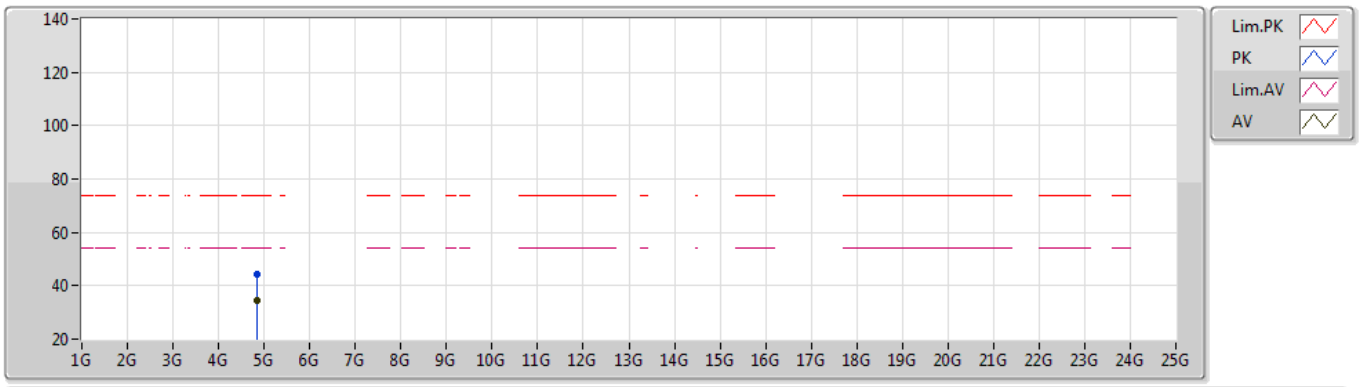

Type	Freq	Level	Limit	Margin	Factor	Dist	Condition	Azimuth	Height	Comment	Raw	AF	CL	PA
	(Hz)	(dBuV/m)	(dBuV/m)	(dB)	(dB)	(m)		(°)	(m)		(dBuV)	(dB)	(dB)	(dB)
AV	4.84397G	34.60	54.00	-19.40	1.67	3	Horizontal	187	1.05	-	32.93	31.28	5.32	34.93
PK	4.84393G	44.16	74.00	-29.84	1.67	3	Horizontal	187	1.05	-	42.49	31.28	5.32	34.93

802.11n HT40_Nss1,(MCS0)_2TX

2437MHz_TX

10/09/2020

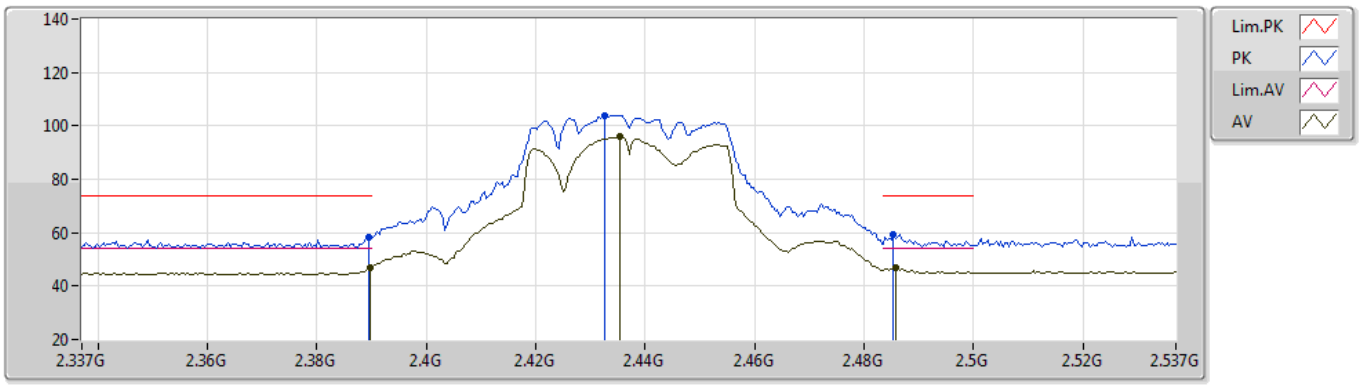

Type	Freq	Level	Limit	Margin	Factor	Dist	Condition	Azimuth	Height	Comment	Raw	AF	CL	PA
	(Hz)	(dBuV/m)	(dBuV/m)	(dB)	(dB)	(m)		(°)	(m)		(dBuV)	(dB)	(dB)	(dB)
AV	2.3898G	46.69	54.00	-7.31	31.52	3	Vertical	173	3.00	-	15.17	27.64	3.88	-
AV	2.4354G	95.80	Inf	-Inf	31.55	3	Vertical	173	3.00	-	64.25	27.60	3.95	-
AV	2.4858G	46.89	54.00	-7.11	31.63	3	Vertical	173	3.00	-	15.26	27.60	4.03	-
PK	2.3894G	58.34	74.00	-15.66	31.52	3	Vertical	173	3.00	-	26.82	27.64	3.88	-
PK	2.4326G	103.83	Inf	-Inf	31.55	3	Vertical	173	3.00	-	72.28	27.60	3.95	-
PK	2.4854G	59.52	74.00	-14.48	31.63	3	Vertical	173	3.00	-	27.89	27.60	4.03	-

802.11n HT40_Nss1,(MCS0)_2TX

2437MHz_TX

10/09/2020

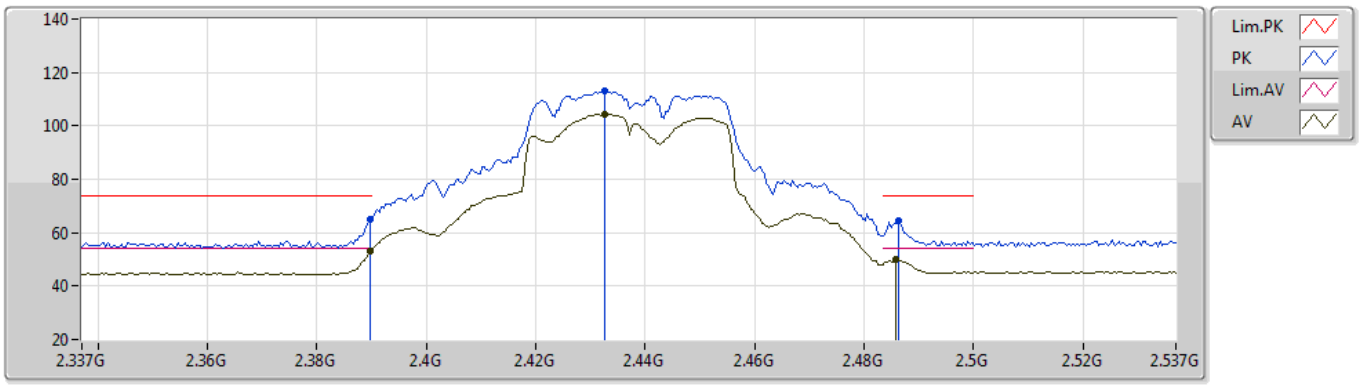

Type	Freq	Level	Limit	Margin	Factor	Dist	Condition	Azimuth	Height	Comment	Raw	AF	CL	PA
	(Hz)	(dBuV/m)	(dBuV/m)	(dB)	(dB)	(m)		(°)	(m)		(dBuV)	(dB)	(dB)	(dB)
AV	2.3898G	53.30	54.00	-0.70	31.52	3	Horizontal	275	2.86	-	21.78	27.64	3.88	-
AV	2.4326G	104.36	Inf	-Inf	31.55	3	Horizontal	275	2.86	-	72.81	27.60	3.95	-
AV	2.4858G	50.13	54.00	-3.87	31.63	3	Horizontal	275	2.86	-	18.50	27.60	4.03	-
PK	2.3898G	64.92	74.00	-9.08	31.52	3	Horizontal	275	2.86	-	33.40	27.64	3.88	-
PK	2.4326G	113.06	Inf	-Inf	31.55	3	Horizontal	275	2.86	-	81.51	27.60	3.95	-
PK	2.4862G	64.31	74.00	-9.69	31.63	3	Horizontal	275	2.86	-	32.68	27.60	4.03	-

802.11n HT40_Nss1,(MCS0)_2TX

2437MHz_TX

10/09/2020

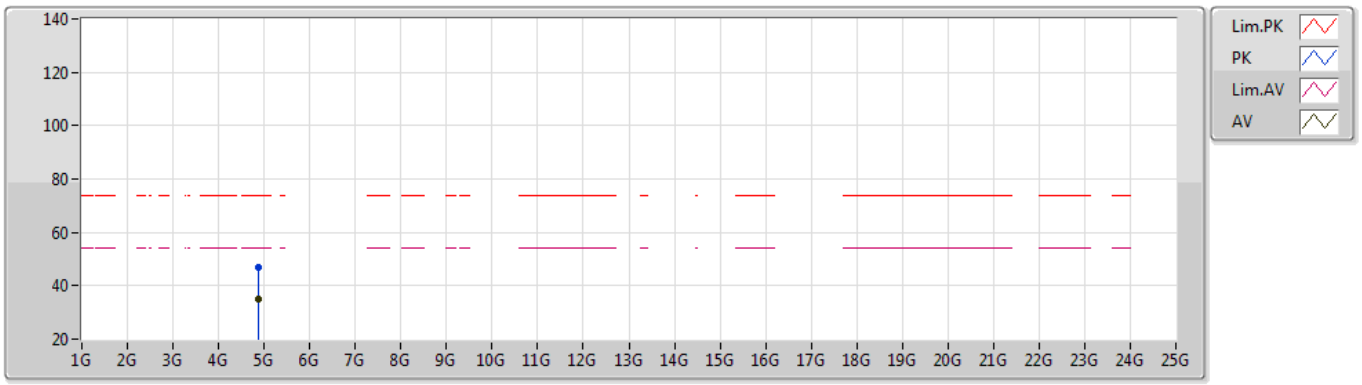

Type	Freq	Level	Limit	Margin	Factor	Dist	Condition	Azimuth	Height	Comment	Raw	AF	CL	PA
	(Hz)	(dBuV/m)	(dBuV/m)	(dB)	(dB)	(m)		(°)	(m)		(dBuV)	(dB)	(dB)	(dB)
AV	4.87404G	35.00	54.00	-19.00	1.66	3	Vertical	208	2.07	-	33.34	31.25	5.34	34.93
PK	4.87492G	46.88	74.00	-27.12	1.66	3	Vertical	208	2.07	-	45.22	31.25	5.34	34.93

802.11n HT40_Nss1,(MCS0)_2TX

2437MHz_TX

10/09/2020

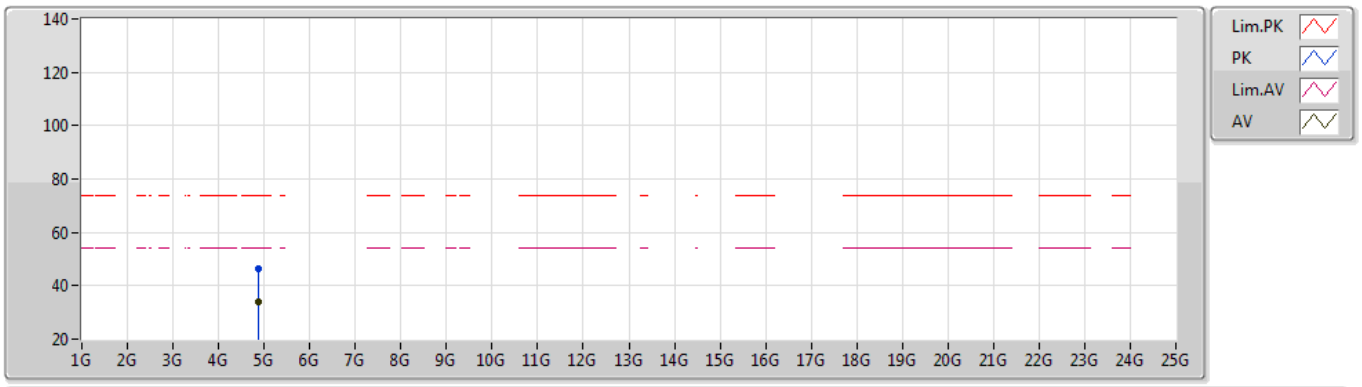

Type	Freq	Level	Limit	Margin	Factor	Dist	Condition	Azimuth	Height	Comment	Raw	AF	CL	PA
	(Hz)	(dBuV/m)	(dBuV/m)	(dB)	(dB)	(m)		(°)	(m)		(dBuV)	(dB)	(dB)	(dB)
AV	4.87404G	34.18	54.00	-19.82	1.66	3	Horizontal	270	1.01	-	32.52	31.25	5.34	34.93
PK	4.87772G	46.42	74.00	-27.58	1.65	3	Horizontal	270	1.01	-	44.77	31.24	5.34	34.93

802.11n HT40_Nss1,(MCS0)_2TX

2452MHz_TX

10/09/2020

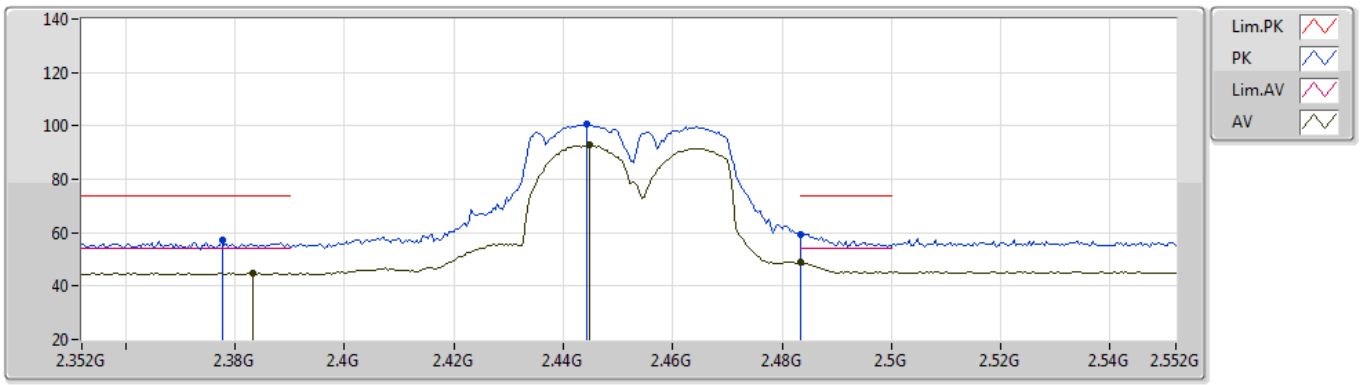

Type	Freq	Level	Limit	Margin	Factor	Dist	Condition	Azimuth	Height	Comment	Raw	AF	CL	PA
	(Hz)	(dBuV/m)	(dBuV/m)	(dB)	(dB)	(m)		(°)	(m)		(dBuV)	(dB)	(dB)	(dB)
AV	2.3832G	45.04	54.00	-8.96	31.54	3	Vertical	201	2.80	-	13.50	27.67	3.87	-
AV	2.4448G	92.76	Inf	-Inf	31.57	3	Vertical	201	2.80	-	61.19	27.60	3.97	-
AV	2.4835G	49.00	54.00	-5.00	31.63	3	Vertical	201	2.80	-	17.37	27.60	4.03	-
PK	2.3776G	57.46	74.00	-16.54	31.56	3	Vertical	201	2.80	-	25.90	27.69	3.87	-
PK	2.4444G	100.62	Inf	-Inf	31.57	3	Vertical	201	2.80	-	69.05	27.60	3.97	-
PK	2.4835G	59.41	74.00	-14.59	31.63	3	Vertical	201	2.80	-	27.78	27.60	4.03	-

802.11n HT40_Nss1,(MCS0)_2TX

2452MHz_TX

10/09/2020

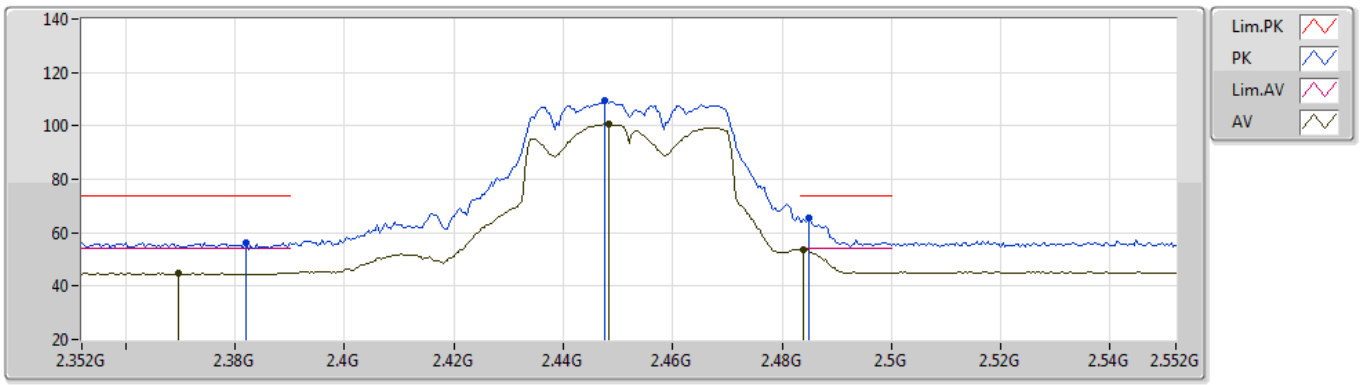

Type	Freq	Level	Limit	Margin	Factor	Dist	Condition	Azimuth	Height	Comment	Raw	AF	CL	PA
	(Hz)	(dBuV/m)	(dBuV/m)	(dB)	(dB)	(m)		(°)	(m)		(dBuV)	(dB)	(dB)	(dB)
AV	2.3696G	44.97	54.00	-9.03	31.57	3	Horizontal	274	2.82	-	13.40	27.72	3.85	-
AV	2.4484G	100.61	Inf	-Inf	31.57	3	Horizontal	274	2.82	-	69.04	27.60	3.97	-
AV	2.484G	53.81	54.00	-0.19	31.63	3	Horizontal	274	2.82	-	22.18	27.60	4.03	-
PK	2.382G	56.40	74.00	-17.60	31.54	3	Horizontal	274	2.82	-	24.86	27.67	3.87	-
PK	2.4476G	109.26	Inf	-Inf	31.57	3	Horizontal	274	2.82	-	77.69	27.60	3.97	-
PK	2.4848G	65.35	74.00	-8.65	31.63	3	Horizontal	274	2.82	-	33.72	27.60	4.03	-

802.11n HT40_Nss1,(MCS0)_2TX

2452MHz_TX

10/09/2020

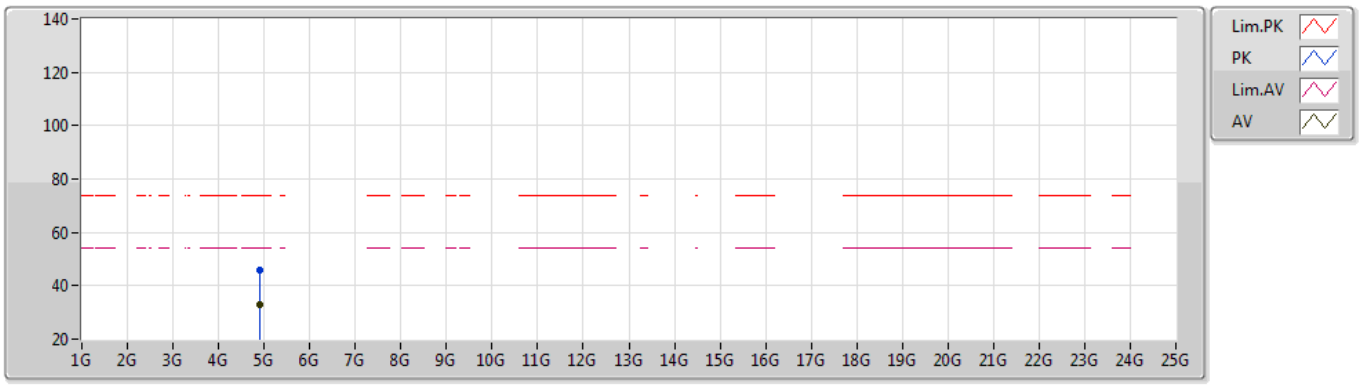

Type	Freq	Level	Limit	Margin	Factor	Dist	Condition	Azimuth	Height	Comment	Raw	AF	CL	PA
	(Hz)	(dBuV/m)	(dBuV/m)	(dB)	(dB)	(m)		(°)	(m)		(dBuV)	(dB)	(dB)	(dB)
AV	4.90412G	33.13	54.00	-20.87	1.64	3	Vertical	208	2.25	-	31.49	31.22	5.35	34.93
PK	4.90376G	45.91	74.00	-28.09	1.64	3	Vertical	208	2.25	-	44.27	31.22	5.35	34.93

802.11n HT40_Nss1,(MCS0)_2TX

2452MHz_TX

11/09/2020

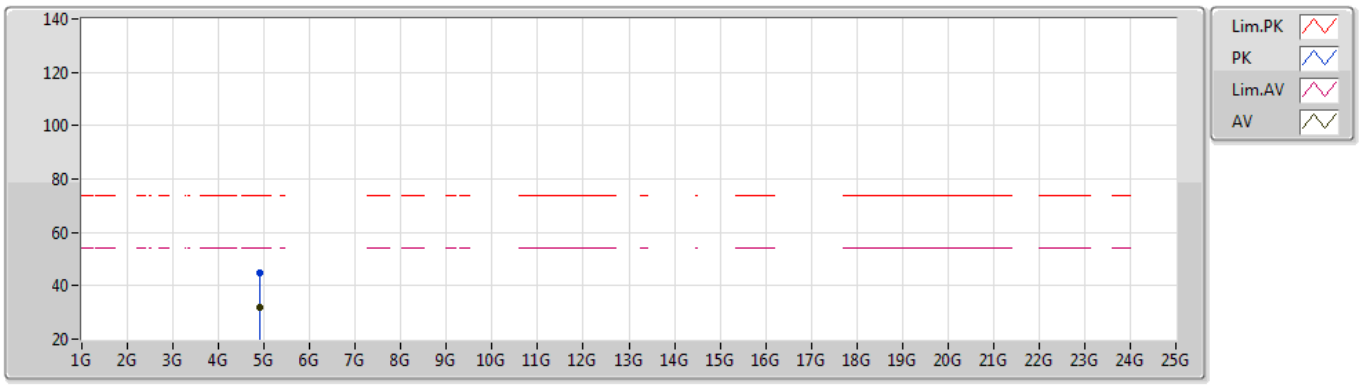

Type	Freq	Level	Limit	Margin	Factor	Dist	Condition	Azimuth	Height	Comment	Raw	AF	CL	PA
	(Hz)	(dBuV/m)	(dBuV/m)	(dB)	(dB)	(m)		(°)	(m)		(dBuV)	(dB)	(dB)	(dB)
AV	4.90392G	31.85	54.00	-22.15	1.64	3	Horizontal	211	1.50	-	30.21	31.22	5.35	34.93
PK	4.90372G	44.66	74.00	-29.34	1.63	3	Horizontal	211	1.50	-	43.03	31.21	5.35	34.93

802.11n HT40_Nss1,(MCS0)_2TX

2427MHz_TX

10/09/2020

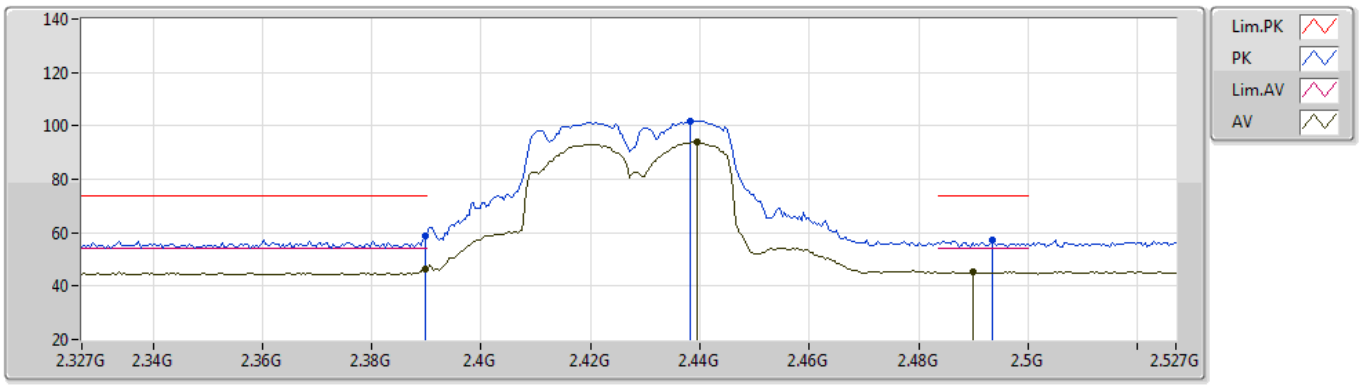

Type	Freq	Level	Limit	Margin	Factor	Dist	Condition	Azimuth	Height	Comment	Raw	AF	CL	PA
	(Hz)	(dBuV/m)	(dBuV/m)	(dB)	(dB)	(m)		(°)	(m)		(dBuV)	(dB)	(dB)	(dB)
AV	2.3898G	46.54	54.00	-7.46	31.52	3	Vertical	200	2.79	-	15.02	27.64	3.88	-
AV	2.4394G	93.88	Inf	-Inf	31.56	3	Vertical	200	2.79	-	62.32	27.60	3.96	-
AV	2.4898G	45.40	54.00	-8.60	31.63	3	Vertical	200	2.79	-	13.77	27.60	4.03	-
PK	2.3898G	58.68	74.00	-15.32	31.52	3	Vertical	200	2.79	-	27.16	27.64	3.88	-
PK	2.4382G	101.87	Inf	-Inf	31.56	3	Vertical	200	2.79	-	70.31	27.60	3.96	-
PK	2.4934G	57.39	74.00	-16.61	31.64	3	Vertical	200	2.79	-	25.75	27.60	4.04	-

802.11n HT40_Nss1,(MCS0)_2TX

2427MHz_TX

10/09/2020

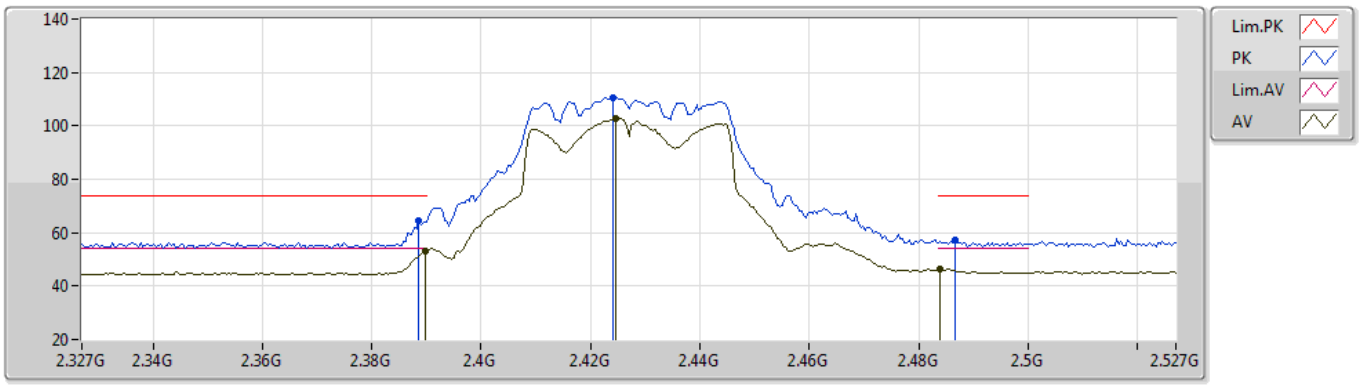

Type	Freq	Level	Limit	Margin	Factor	Dist	Condition	Azimuth	Height	Comment	Raw	AF	CL	PA
	(Hz)	(dBuV/m)	(dBuV/m)	(dB)	(dB)	(m)		(°)	(m)		(dBuV)	(dB)	(dB)	(dB)
AV	2.3898G	53.02	54.00	-0.98	31.52	3	Horizontal	270	2.89	-	21.50	27.64	3.88	-
AV	2.4246G	102.57	Inf	-Inf	31.54	3	Horizontal	270	2.89	-	71.03	27.60	3.94	-
AV	2.4838G	46.28	54.00	-7.72	31.63	3	Horizontal	270	2.89	-	14.65	27.60	4.03	-
PK	2.3886G	64.53	74.00	-9.47	31.53	3	Horizontal	270	2.89	-	33.00	27.65	3.88	-
PK	2.4242G	110.73	Inf	-Inf	31.54	3	Horizontal	270	2.89	-	79.19	27.60	3.94	-
PK	2.4866G	57.36	74.00	-16.64	31.63	3	Horizontal	270	2.89	-	25.73	27.60	4.03	-

802.11n HT40_Nss1,(MCS0)_2TX

2447MHz_TX

10/09/2020

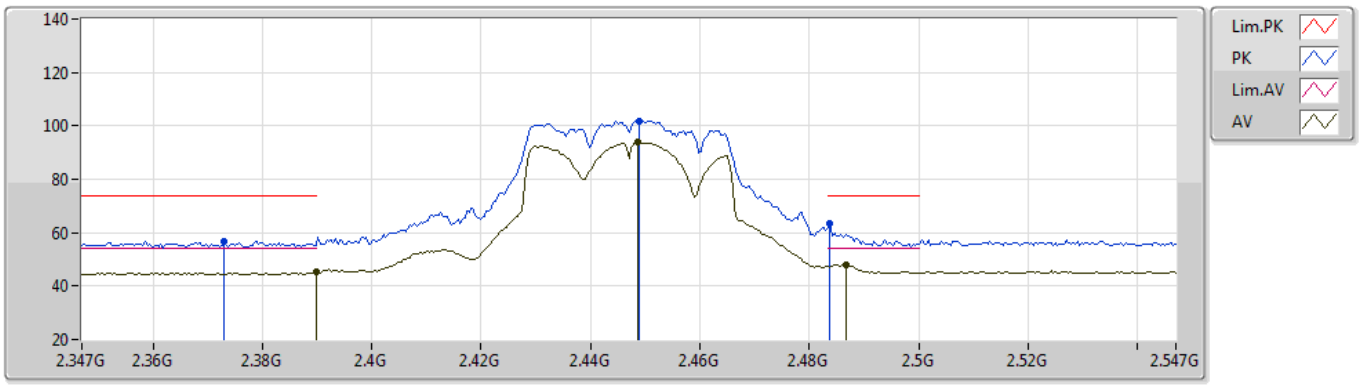

Type	Freq	Level	Limit	Margin	Factor	Dist	Condition	Azimuth	Height	Comment	Raw	AF	CL	PA
	(Hz)	(dBuV/m)	(dBuV/m)	(dB)	(dB)	(m)		(°)	(m)		(dBuV)	(dB)	(dB)	(dB)
AV	2.3898G	45.12	54.00	-8.88	31.52	3	Vertical	203	2.81	-	13.60	27.64	3.88	-
AV	2.4486G	94.15	Inf	-Inf	31.57	3	Vertical	203	2.81	-	62.58	27.60	3.97	-
AV	2.4866G	47.86	54.00	-6.14	31.63	3	Vertical	203	2.81	-	16.23	27.60	4.03	-
PK	2.373G	56.96	74.00	-17.04	31.57	3	Vertical	203	2.81	-	25.39	27.71	3.86	-
PK	2.449G	101.88	Inf	-Inf	31.57	3	Vertical	203	2.81	-	70.31	27.60	3.97	-
PK	2.4838G	63.37	74.00	-10.63	31.63	3	Vertical	203	2.81	-	31.74	27.60	4.03	-

802.11n HT40_Nss1,(MCS0)_2TX

2447MHz_TX

10/09/2020

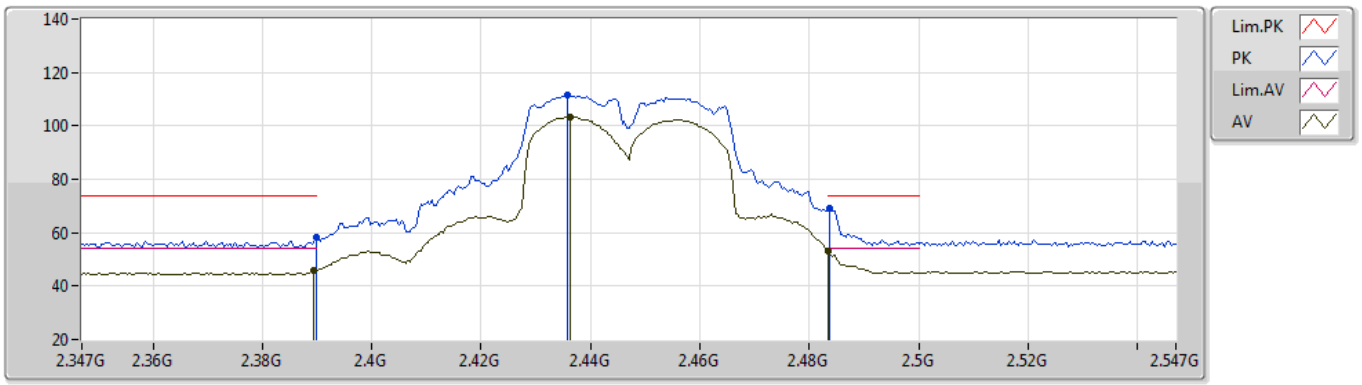

Type	Freq	Level	Limit	Margin	Factor	Dist	Condition	Azimuth	Height	Comment	Raw	AF	CL	PA
	(Hz)	(dBuV/m)	(dBuV/m)	(dB)	(dB)	(m)		(°)	(m)		(dBuV)	(dB)	(dB)	(dB)
AV	2.3894G	45.74	54.00	-8.26	31.52	3	Horizontal	270	2.85	-	14.22	27.64	3.88	-
AV	2.4362G	103.53	Inf	-Inf	31.55	3	Horizontal	270	2.85	-	71.98	27.60	3.95	-
AV	2.4835G	53.33	54.00	-0.67	31.63	3	Horizontal	270	2.85	-	21.70	27.60	4.03	-
PK	2.3898G	58.34	74.00	-15.66	31.52	3	Horizontal	270	2.85	-	26.82	27.64	3.88	-
PK	2.4358G	111.59	Inf	-Inf	31.55	3	Horizontal	270	2.85	-	80.04	27.60	3.95	-
PK	2.4838G	69.13	74.00	-4.87	31.63	3	Horizontal	270	2.85	-	37.50	27.60	4.03	-