Internal Photos of the EUT

Fig. 1



Fig. 2



Fig. 3

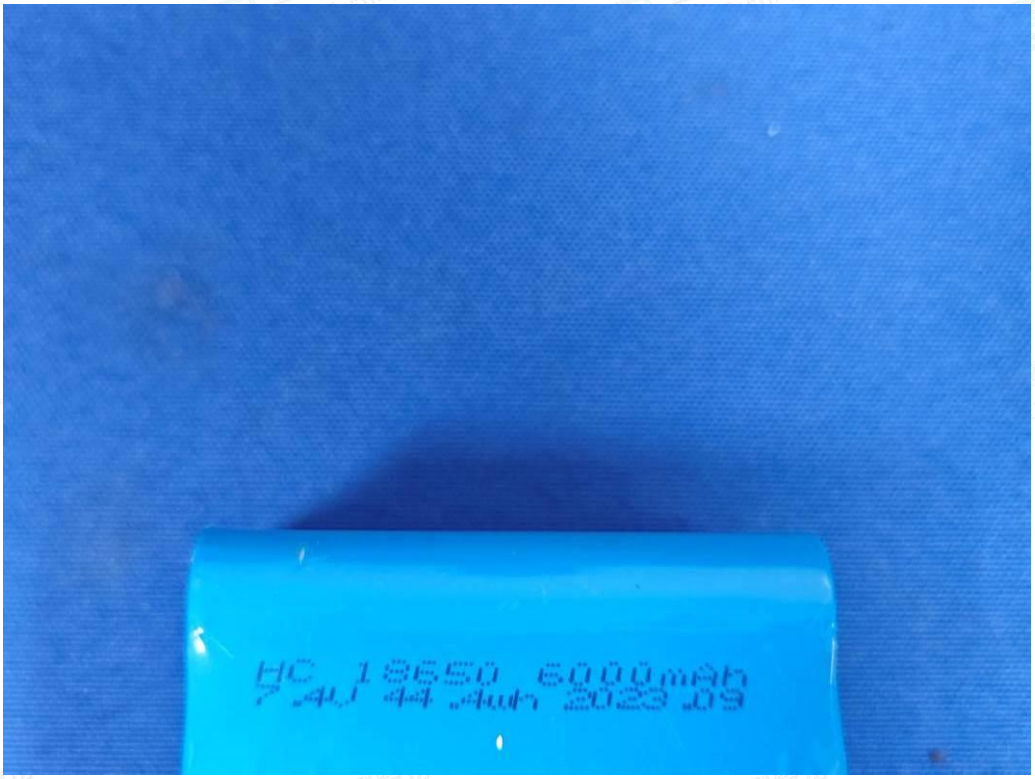

Fig. 4



Fig. 5



Fig. 6



Fig. 7



Fig. 8


C106
R1
C109
R62
R63
C21
U14
R81
102
4V5
GND
IR
R3
PIN1

Fig. 9


JLK-K6501A-SPK -V1.0
2023-04-13
470
25V
VT
4R7
GND
立讯检测股份
LCS Testing Lab

Fig. 10



Fig. 11



Fig. 12


立讯检测股份
LCS Testing Lab

Fig. 13


mVsilicon
P1048B2
A535CUP
BT Antenna

Fig. 14


470
25V
VT
C76
C47
CS8676E
C10
BAT-7.4V
GND

Fig. 15


470
25V
VT
R47
C12
CS5038E
SS54
SS54
C73
C71
C76

Fig. 16