Appendix A

RF Test Data for BT (Conducted Measurement)

Product Name: BLXBuds

Test Model: 30888

Environmental Conditions

Temperature:	23.8° C
Relative Humidity:	52.2%
ATM Pressure:	100.0 kPa
Test Engineer:	Ling.Zhu
	Ling Zhu
Supervised by:	Lihn
	Li huan

A.1 20dB Emission Bandwidth

Test Result

TestMode	Antenna	Channel	20db EBW[MHz]	FL[MHz]	FH[MHz]	Limit[MHz]	Verdict
DH5	Ant1	2402	0.966	2401.520	2402.486	N/A	PASS
		2441	0.960	2440.523	2441.483	N/A	PASS
		2480	0.966	2479.520	2480.486	N/A	PASS
2DH5	Ant1	2402	1.287	2401.358	2402.645	N/A	PASS
		2441	1.314	2440.331	2441.645	N/A	PASS
		2480	1.314	2479.331	2480.645	N/A	PASS

Test Graphs

DH5_Ant1_2402

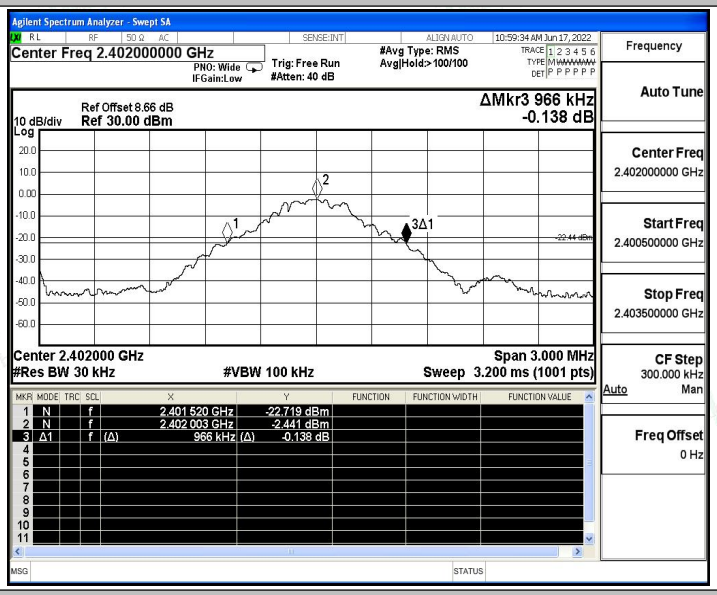

DH5_Ant1_2441

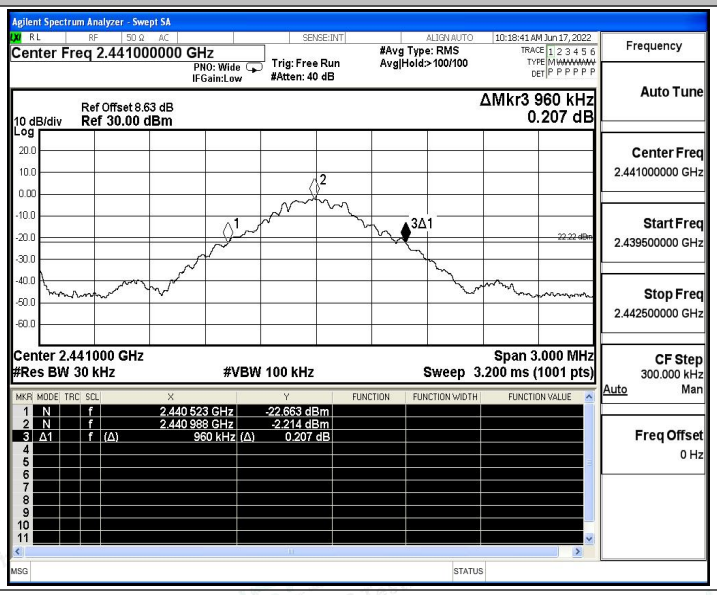

DH5_Ant1_2480

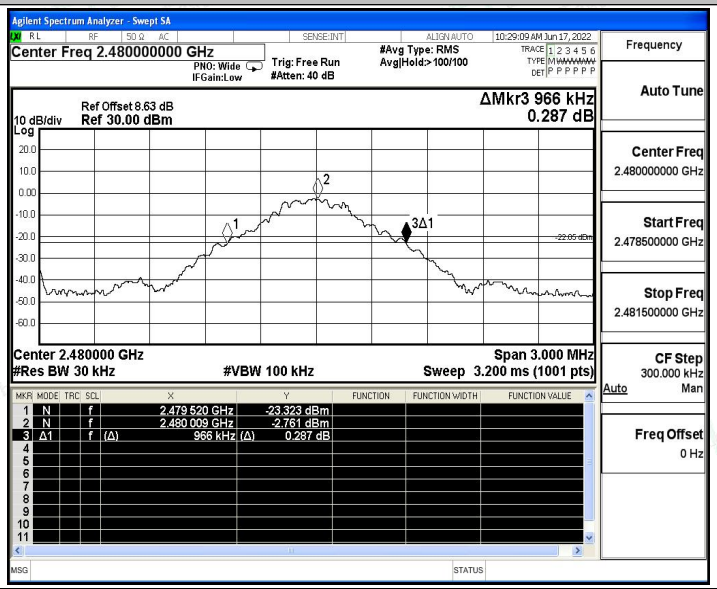

2DH5_Ant1_2402

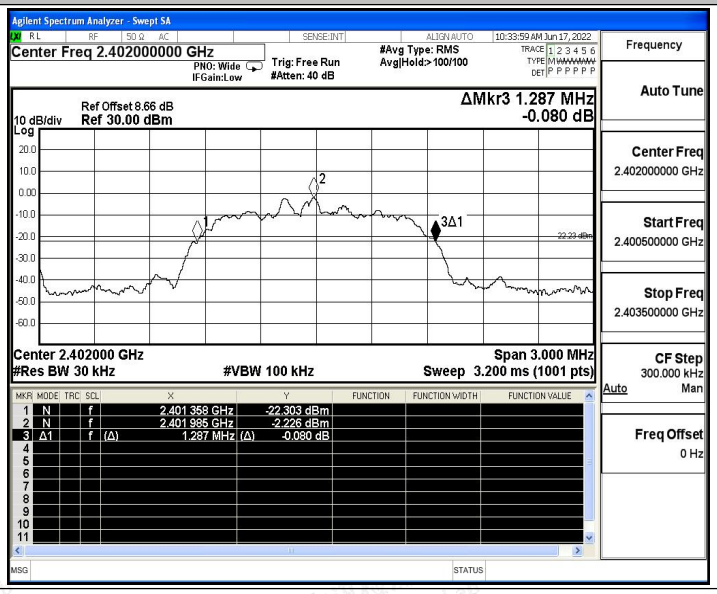

2DH5_Ant1_2441

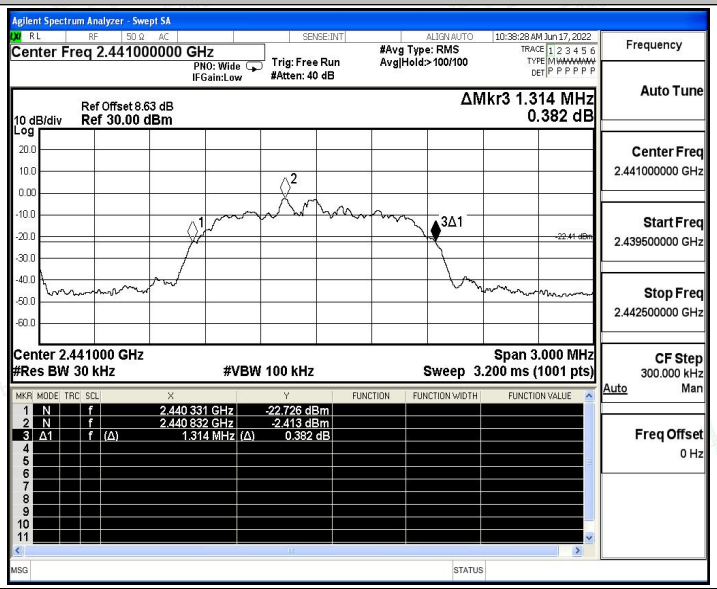

2DH5_Ant1_2480

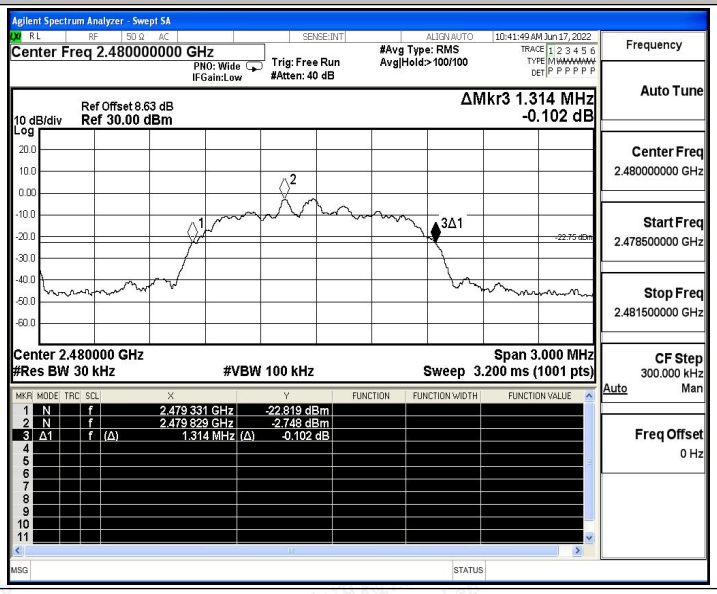

A.2 Occupied Channel Bandwidth

Test Result

TestMode	Antenna	Channel	OCB [MHz]	FL[MHz]	FH[MHz]
DH5	Ant1	2402	0.85633	2401.556	2402.412
		2441	0.85808	2440.558	2441.417
		2480	0.87206	2479.553	2480.425
2DH5	Ant1	2402	1.1910	2401.397	2402.588
		2441	1.1906	2440.394	2441.585
		2480	1.1999	2479.390	2480.590

Test Graphs

DH5_Ant1_2402

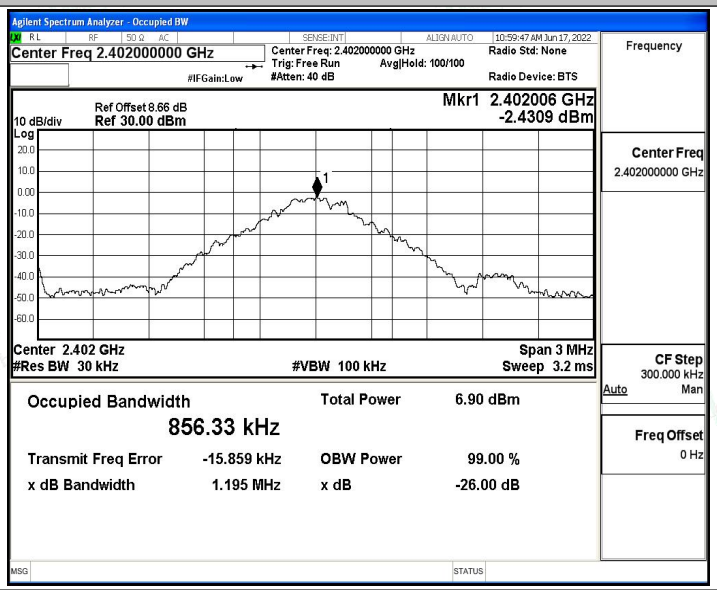

DH5_Ant1_2441

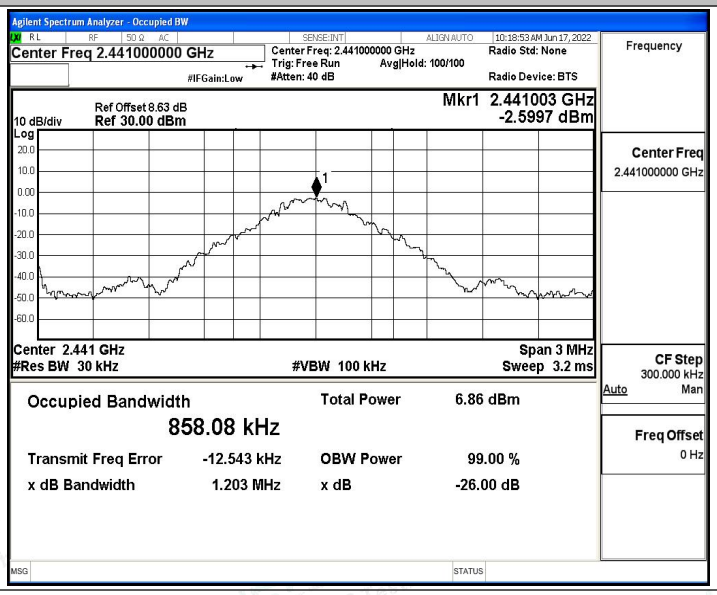

DH5_Ant1_2480

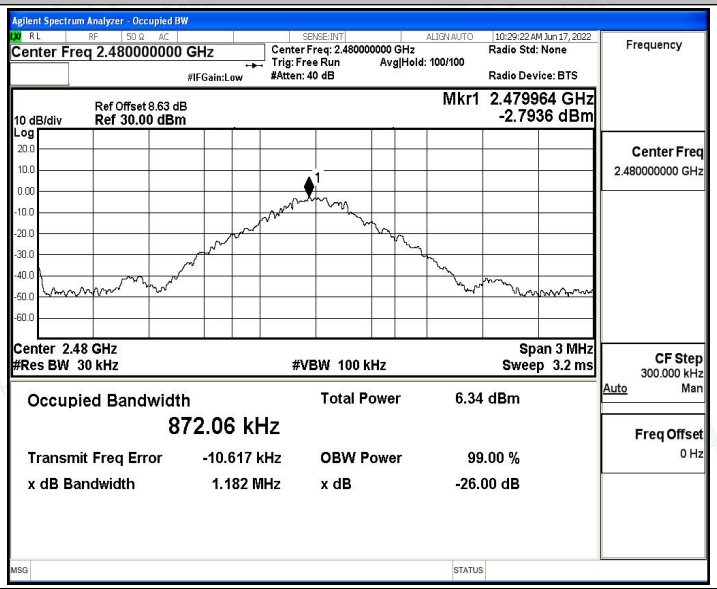

2DH5_Ant1_2402

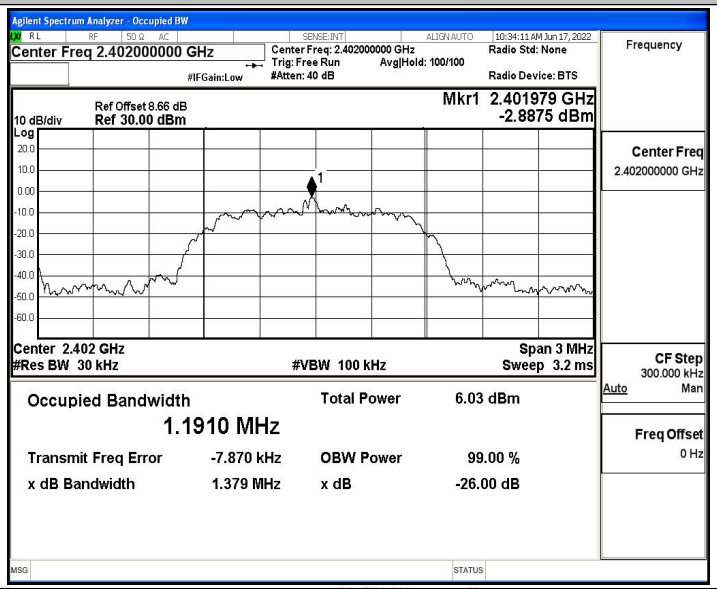

2DH5_Ant1_2441

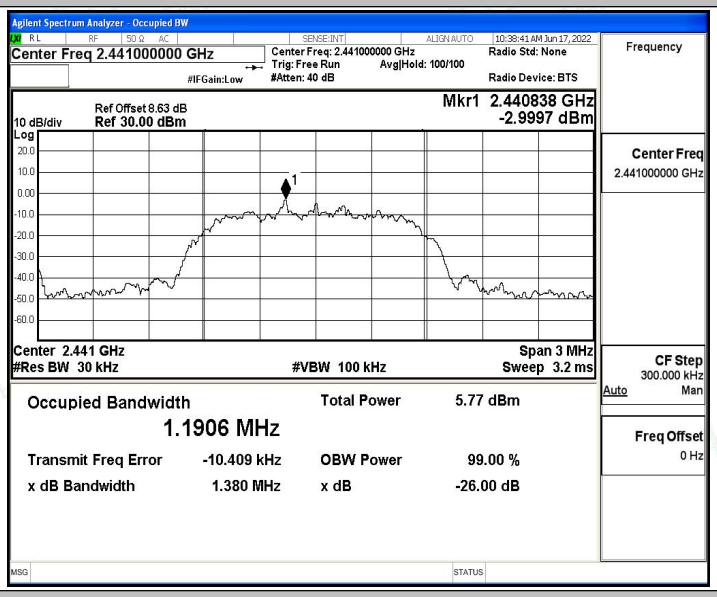

2DH5_Ant1_2480

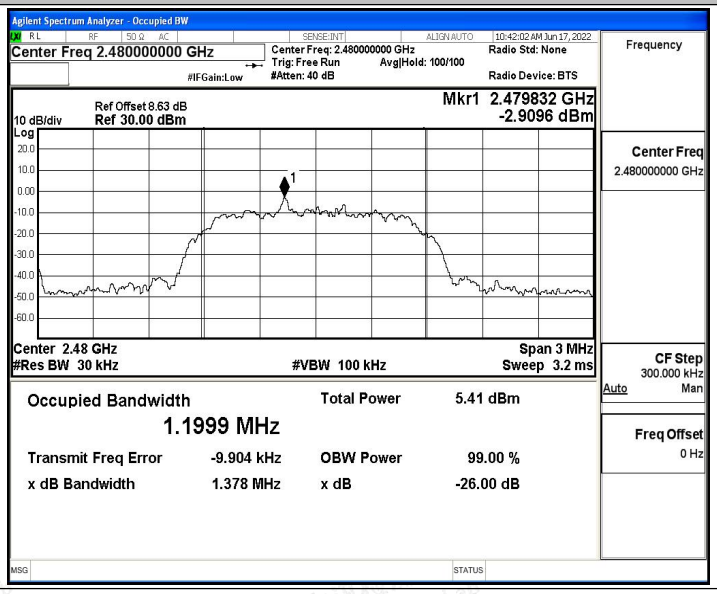

A.3 Maximum conducted output power

Test Result

TestMode	Antenna	Channel	Result[dBm]	Limit[dBm]	Verdict
DH5	Ant1	2402	-1.55	≤20.97	PASS
		2441	0.52	≤20.97	PASS
		2480	0.17	≤20.97	PASS
2DH5	Ant1	2402	1.36	≤20.97	PASS
		2441	1.34	≤20.97	PASS
		2480	0.95	≤20.97	PASS

Test Graphs

DH5_Ant1_2402

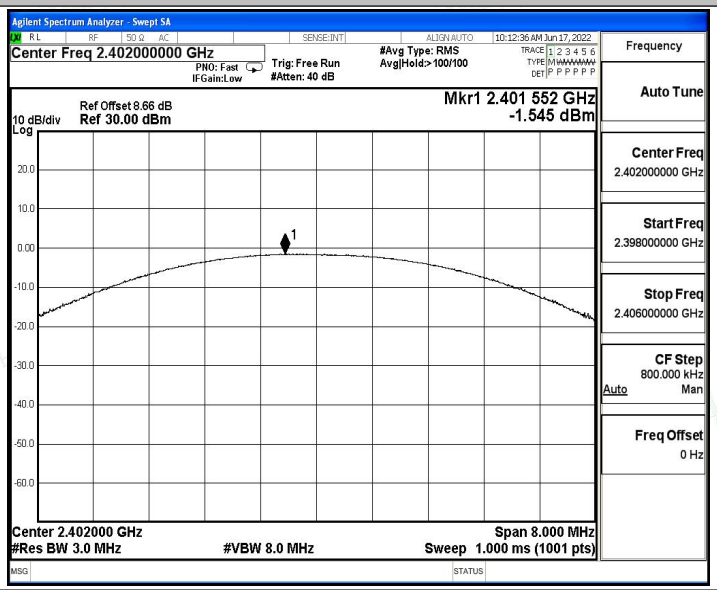

DH5_Ant1_2441

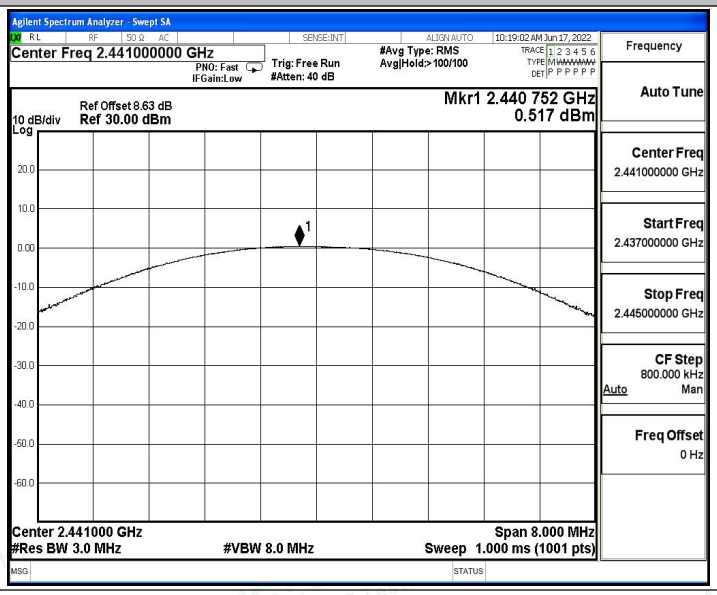

DH5_Ant1_2480

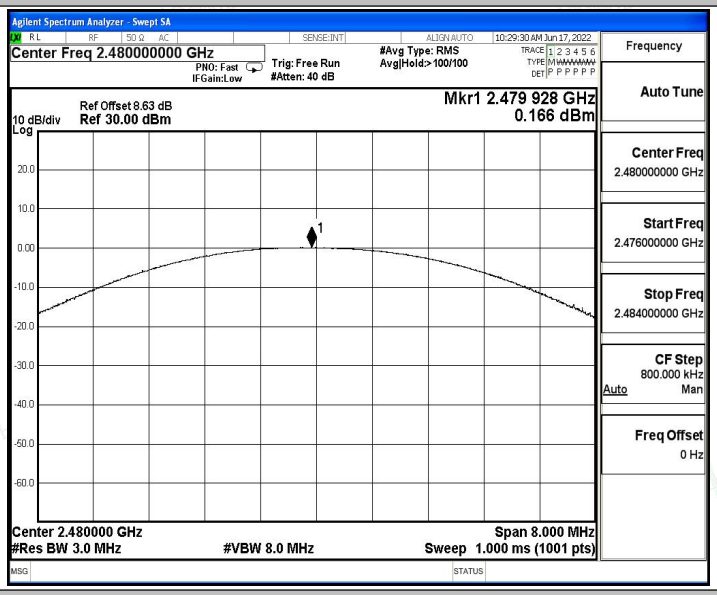

2DH5_Ant1_2402

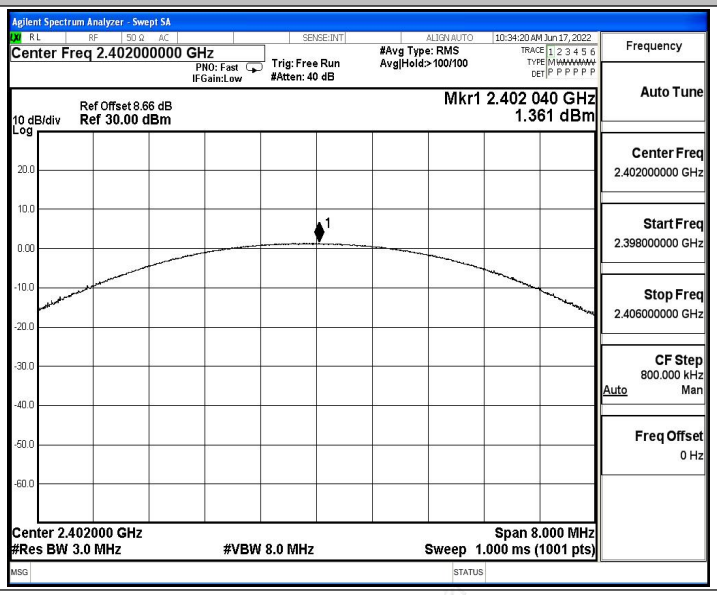

2DH5_Ant1_2441

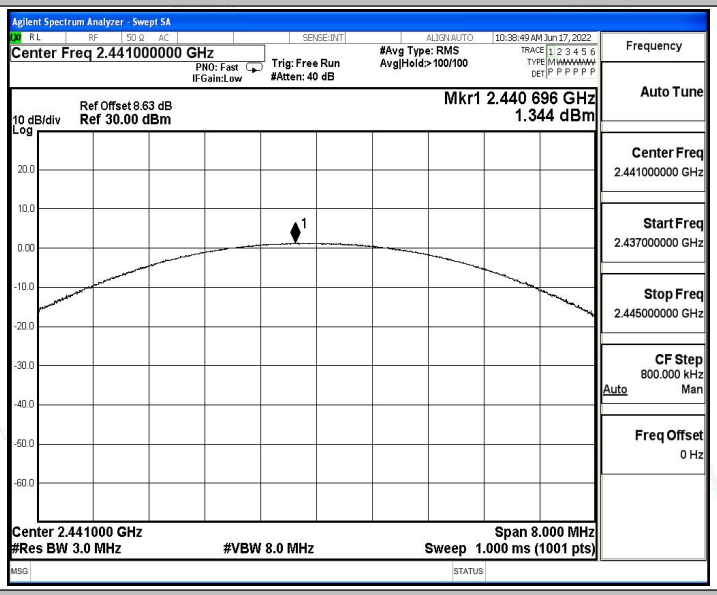

2DH5_Ant1_2480

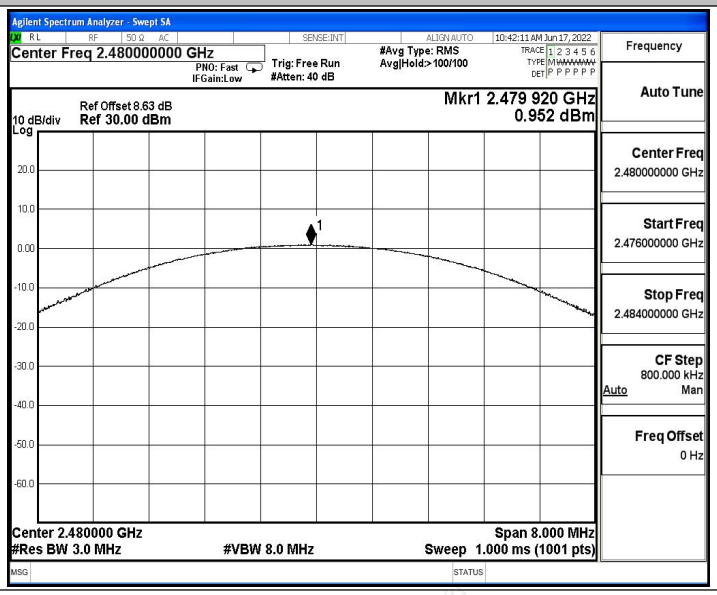

A.4 Carrier frequencies separation

Test Result

TestMode	Antenna	Channel	Result[MHz]	Limit[MHz]	Verdict
DH5	Ant1	Hop	0.946	≥0.784	PASS
2DH5	Ant1	Hop	1.064	≥0.876	PASS

Test Graphs

DH5_Ant1_Hop

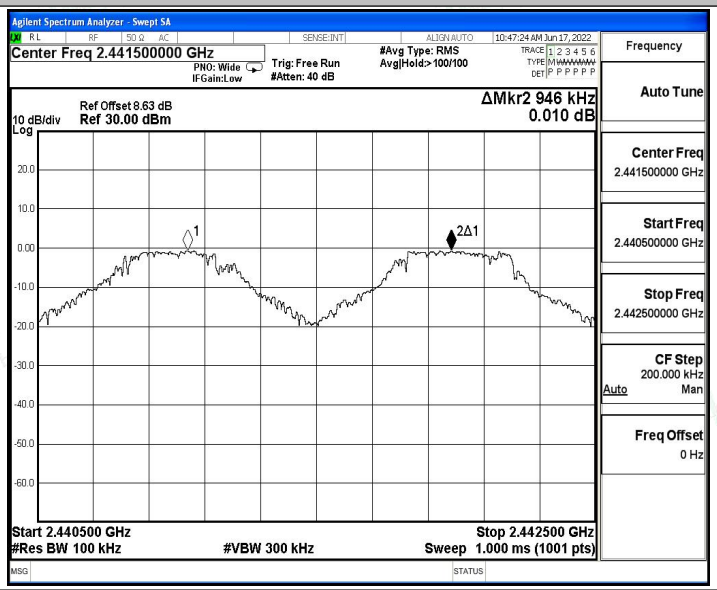

2DH5_Ant1_Hop

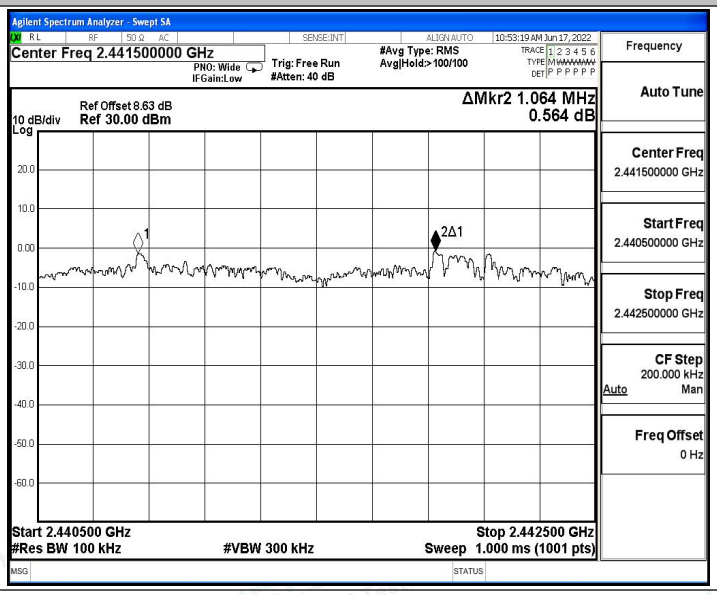

A.5 Time of occupancy

Test Result

TestMode	Antenna	Channel	BurstWidth [ms]	TotalHops [Num]	Result[s]	Limit[s]	Verdict
DH5	Ant1	Hop	2.88	106.67	0.308	≤0.4	PASS
2DH5	Ant1	Hop	2.89	106.67	0.308	≤0.4	PASS

Test Graphs

DH5_Ant1_Hop

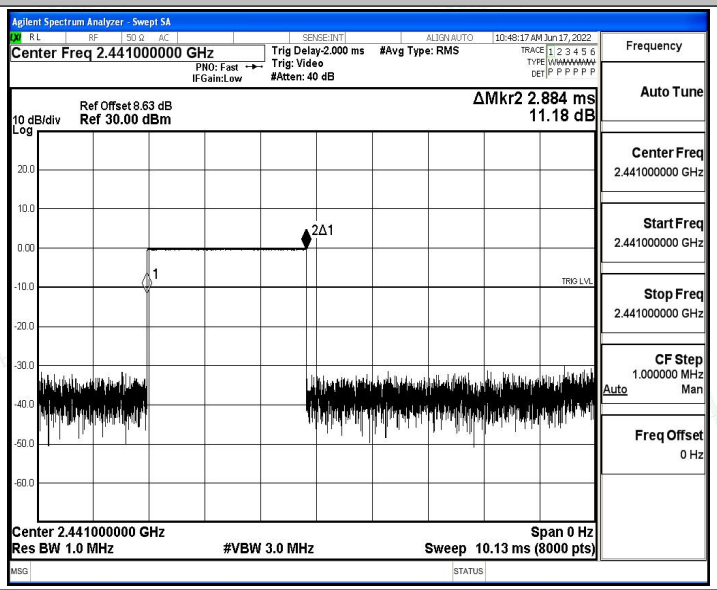

2DH5_Ant1_Hop

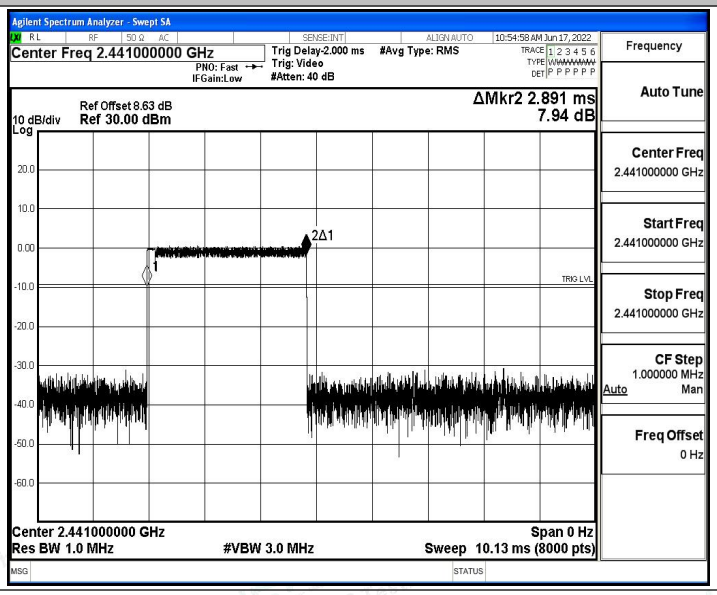

A.6 Number of hopping channel

Test Result

TestMode	Antenna	Channel	Result[Num]	Limit[Num]	Verdict
DH5	Ant1	Hop	79	≥15	PASS
2DH5	Ant1	Hop	79	≥15	PASS

Test Graphs

DH5_Ant1_Hop

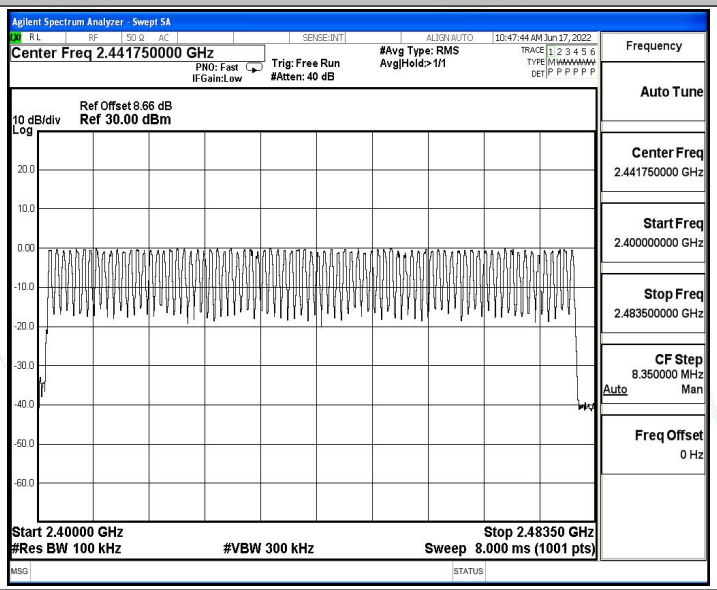

2DH5_Ant1_Hop

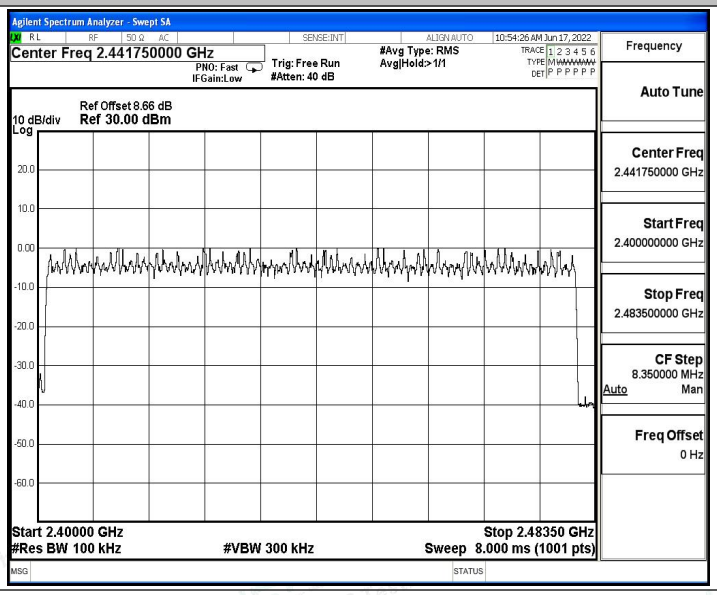

A.7 Band edge measurements

Test Result

TestMode	Antenna	ChName	Channel	RefLevel [dBm]	Result [dBm]	Limit [dBm]	Verdict
DH5	Ant1	Low	2402	-2.14	-38.92	≤-22.14	PASS
		High	2480	-0.46	-55.32	≤-20.46	PASS
		Low	Hop_2402	-0.48	-57.25	≤-20.48	PASS
		High	Hop_2480	-0.51	-56.72	≤-20.51	PASS
2DH5	Ant1	Low	2402	-0.29	-34.04	≤-20.29	PASS
		High	2480	-0.37	-56.61	≤-20.37	PASS
		Low	Hop_2402	-4.46	-57.59	≤-24.46	PASS
		High	Hop_2480	-1.33	-57.06	≤-21.33	PASS

Test Graphs

DH5_Ant1_Low_2402

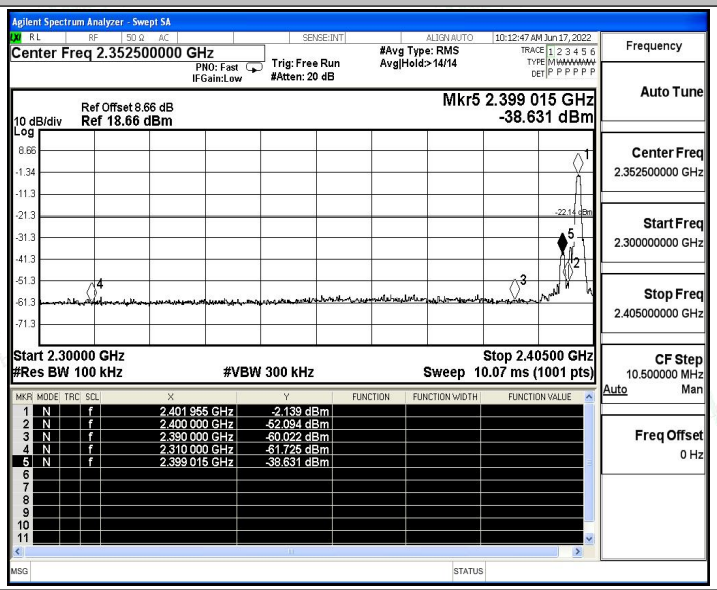

DH5_Ant1_High_2480

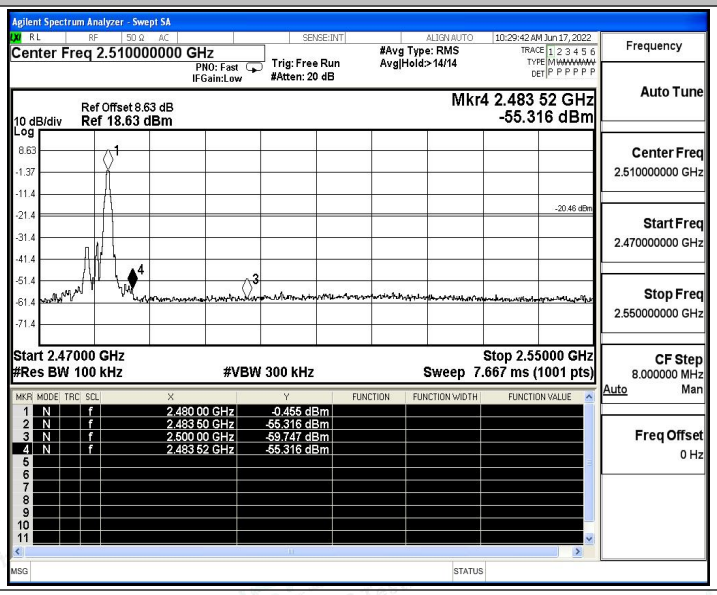

DH5_Ant1_Low_Hop_2402

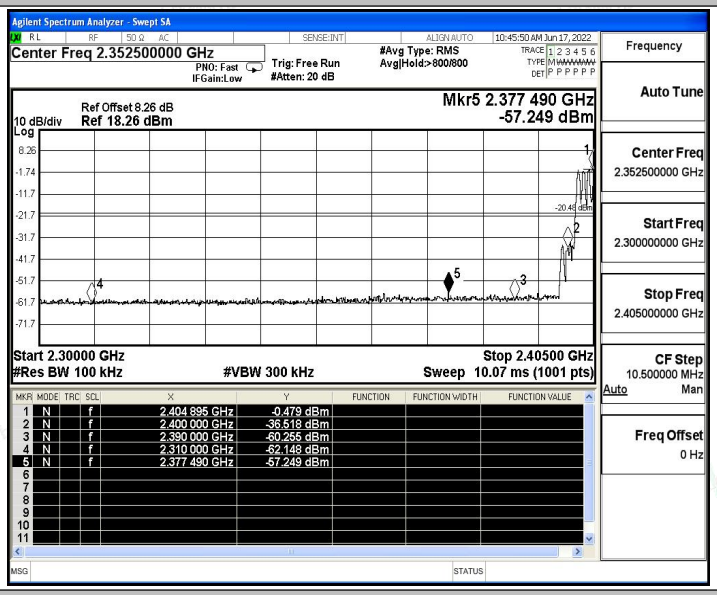

DH5_Ant1_High_Hop_2480

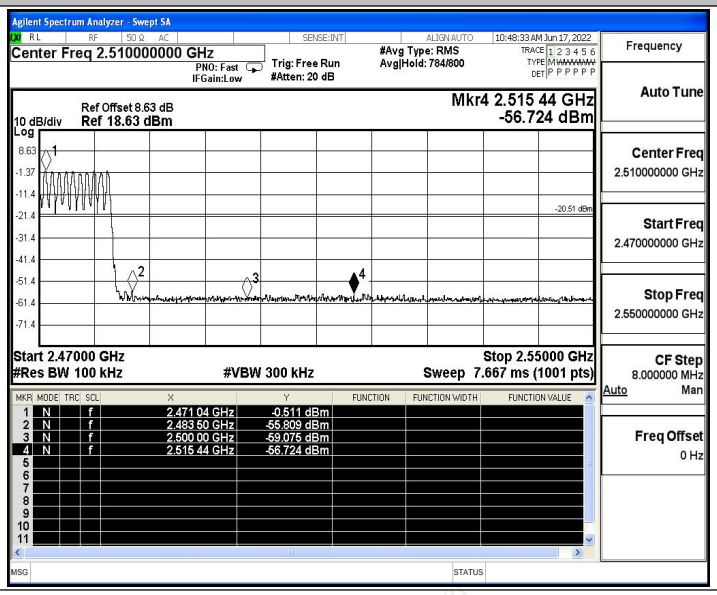

2DH5_Ant1_Low_2402

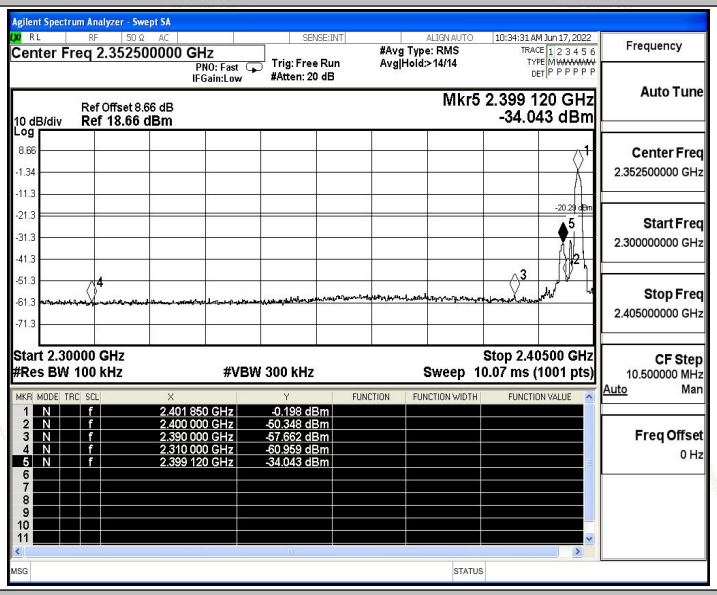

2DH5_Ant1_High_2480

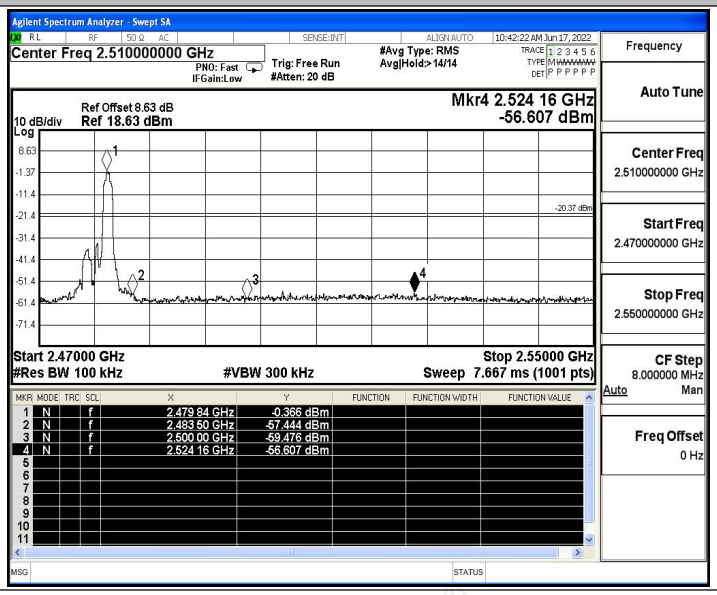

2DH5_Ant1_Low_Hop_2402

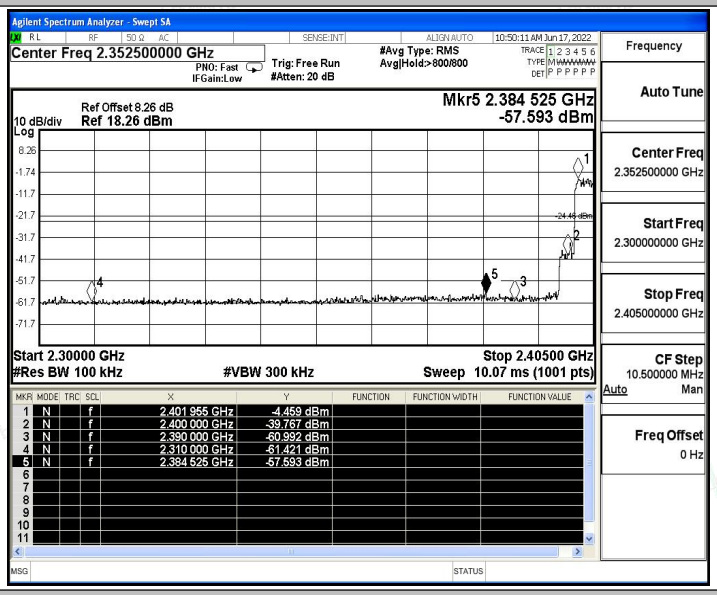

2DH5_Ant1_High_Hop_2480

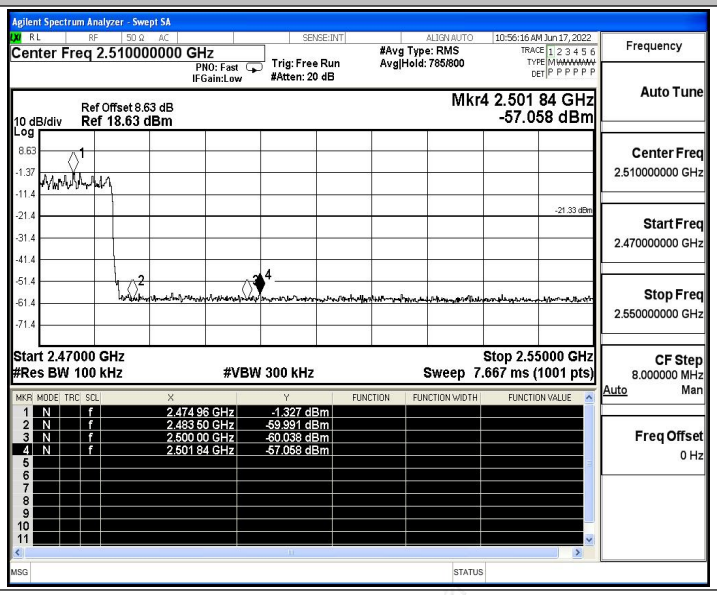

A.8 Conducted Spurious Emission

Test Result

TestMode	Antenna	Channel	FreqRange [MHz]	RefLevel [dBm]	Result [dBm]	Limit [dBm]	Verdict
DH5	Ant1	2402	Reference	-2.22	-2.22	---	PASS
			30~1000	-2.22	-55.41	≤-22.22	PASS
			1000~26500	-2.22	-35.48	≤-22.22	PASS
		2441	Reference	-0.22	-0.22	---	PASS
			30~1000	-0.22	-55.67	≤-20.22	PASS
			1000~26500	-0.22	-31.29	≤-20.22	PASS
		2480	Reference	-0.50	-0.50	---	PASS
			30~1000	-0.50	-52.87	≤-20.5	PASS
			1000~26500	-0.50	-31.2	≤-20.5	PASS
2DH5	Ant1	2402	Reference	-0.01	-0.01	---	PASS
			30~1000	-0.01	-55.58	≤-20.01	PASS
			1000~26500	-0.01	-34.78	≤-20.01	PASS
		2441	Reference	-0.09	-0.09	---	PASS
			30~1000	-0.09	-51.93	≤-20.09	PASS
			1000~26500	-0.09	-31.01	≤-20.09	PASS
		2480	Reference	-0.34	-0.34	---	PASS
			30~1000	-0.34	-55.41	≤-20.34	PASS
			1000~26500	-0.34	-31.22	≤-20.34	PASS

Test Graphs

DH5_Ant1_2402_0~Reference

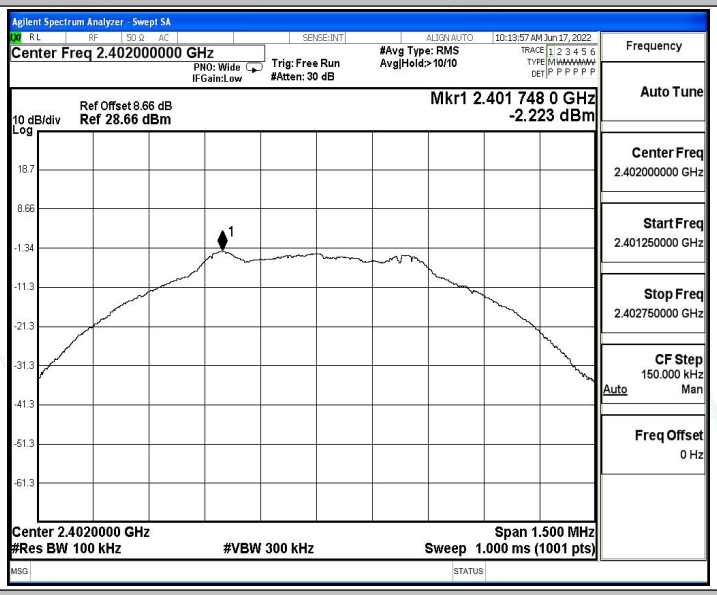

DH5_Ant1_2402_30~1000

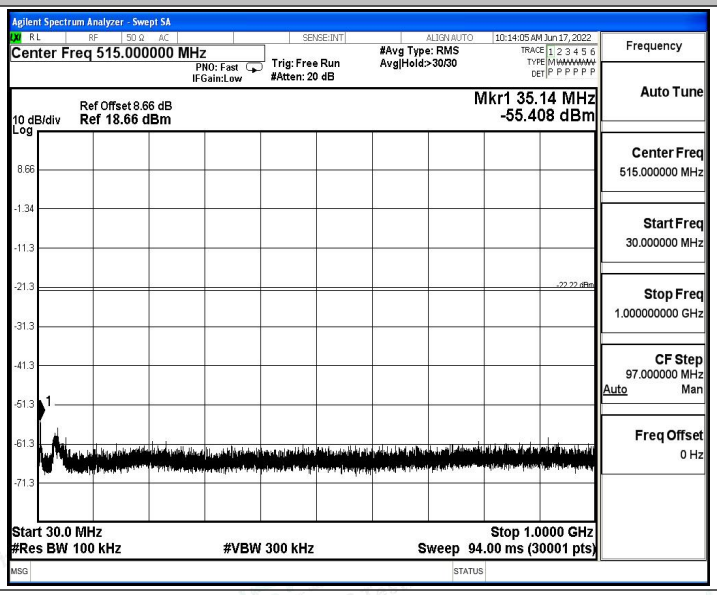

DH5_Ant1_2402_1000~26500

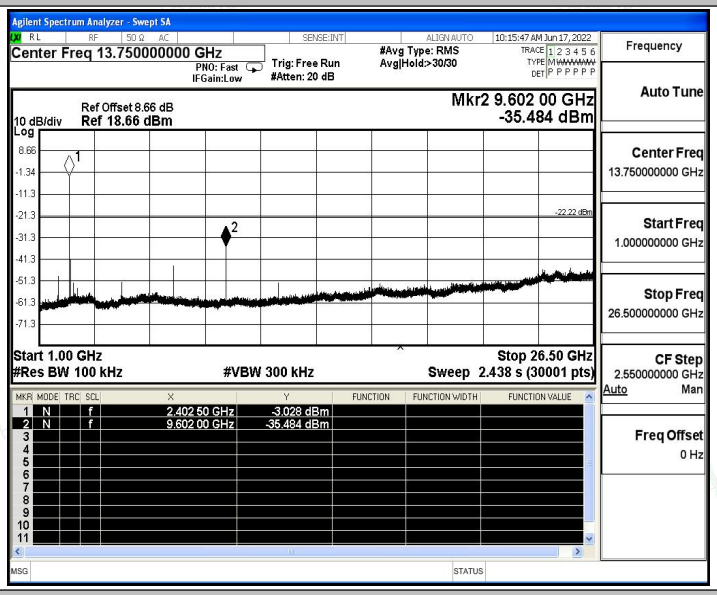

DH5_Ant1_2441_0~Reference

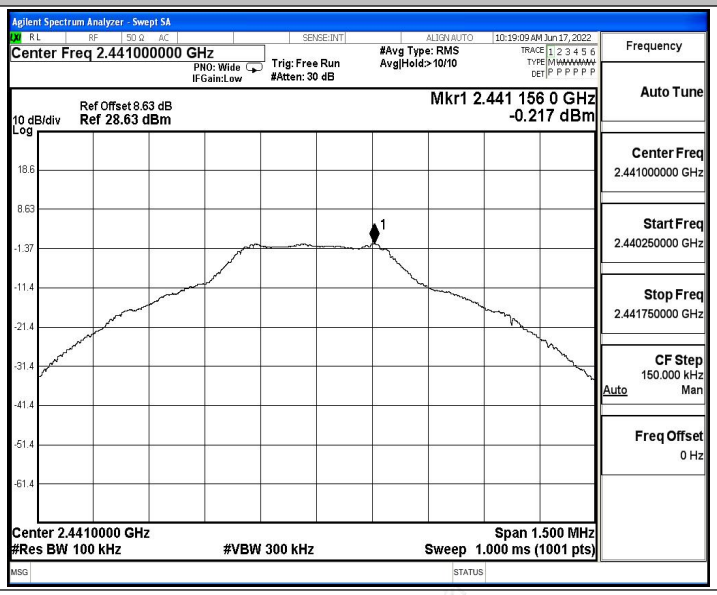

DH5_Ant1_2441_30~1000

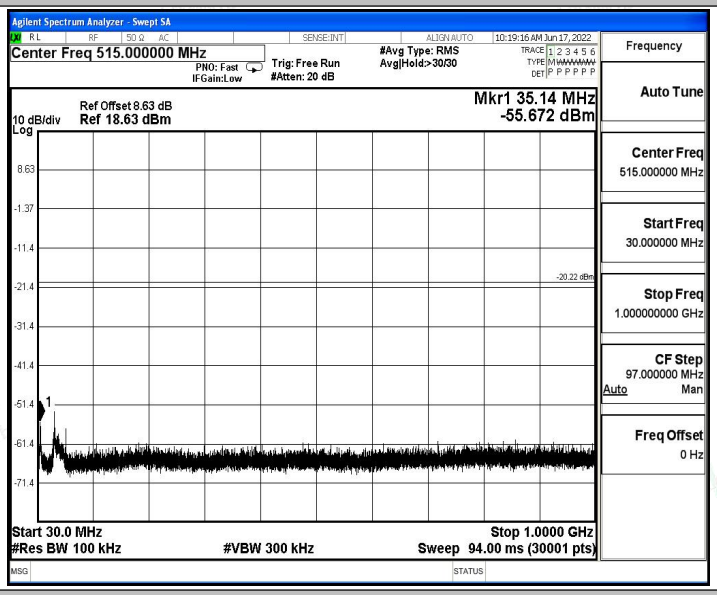
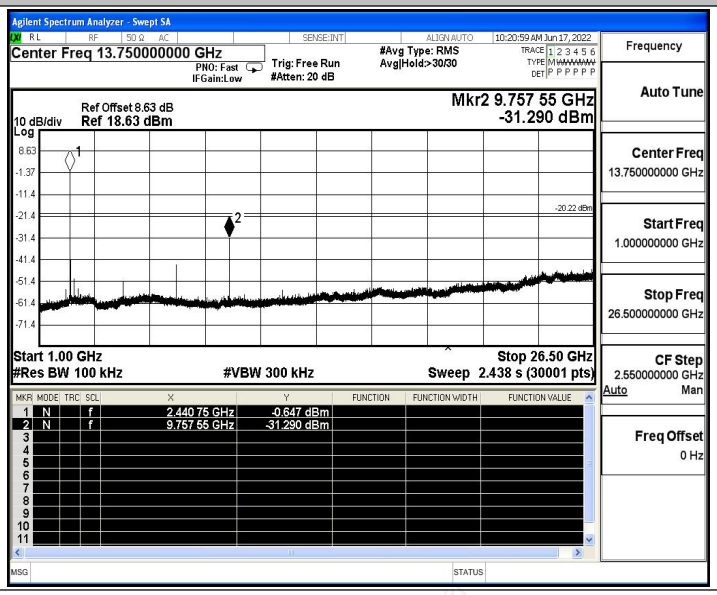
DH5_Ant1_2441_1000~26500