DH5_Ant1_2480_0~Reference

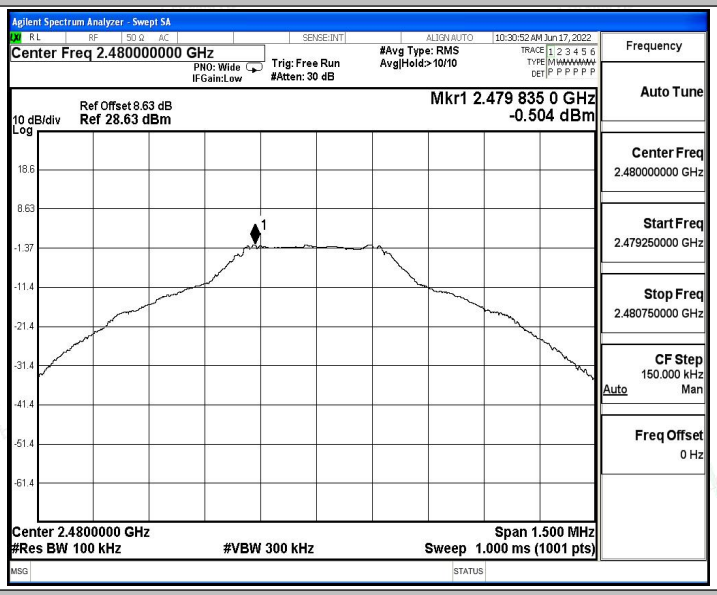

DH5_Ant1_2480_30~1000

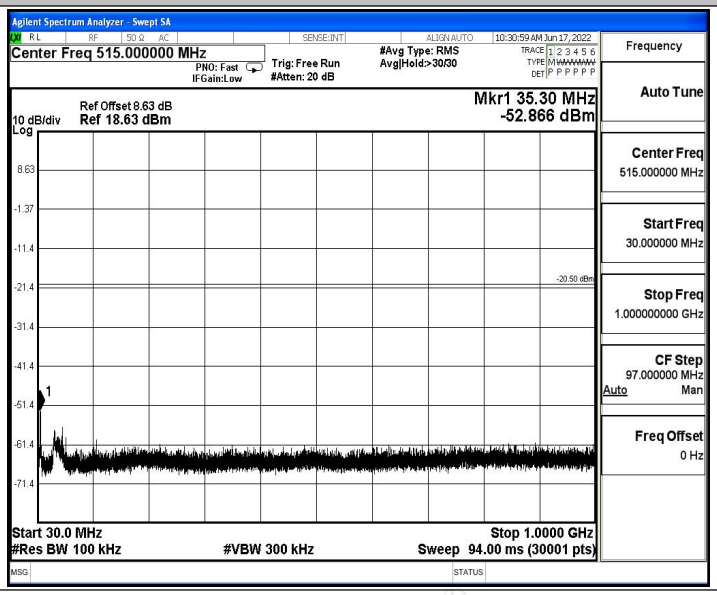

DH5_Ant1_2480_1000~26500

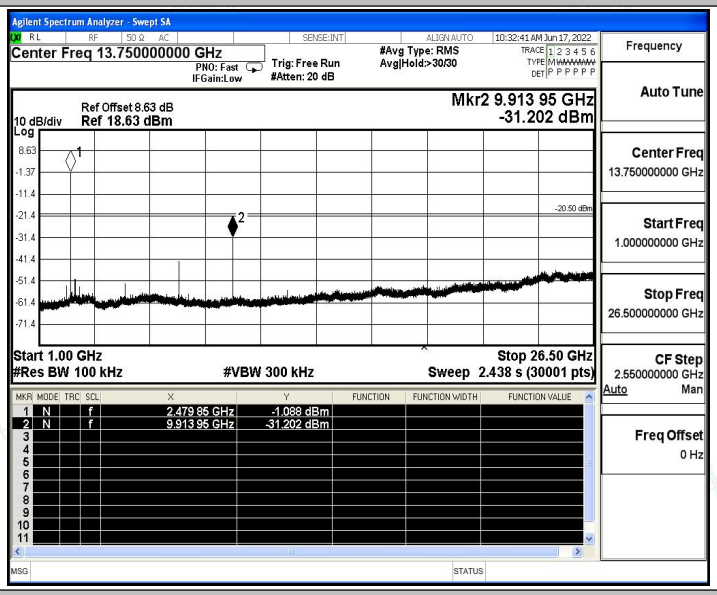

2DH5_Ant1_2402_0~Reference

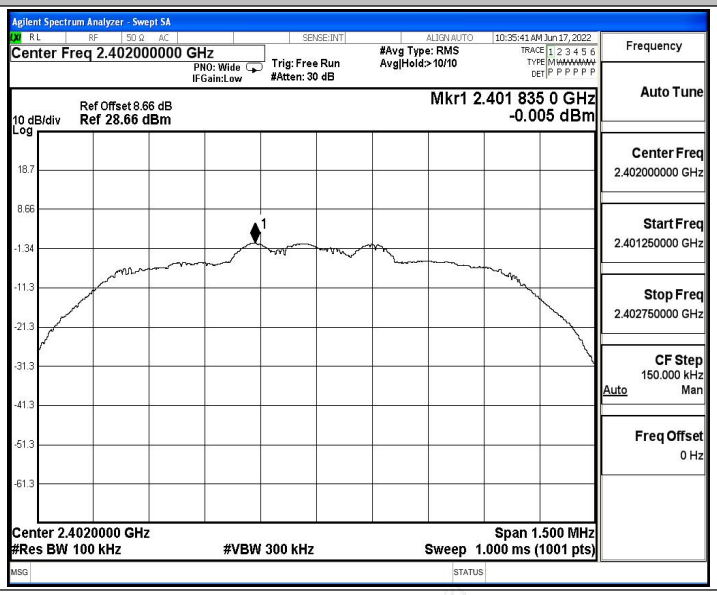

2DH5_Ant1_2402_30~1000

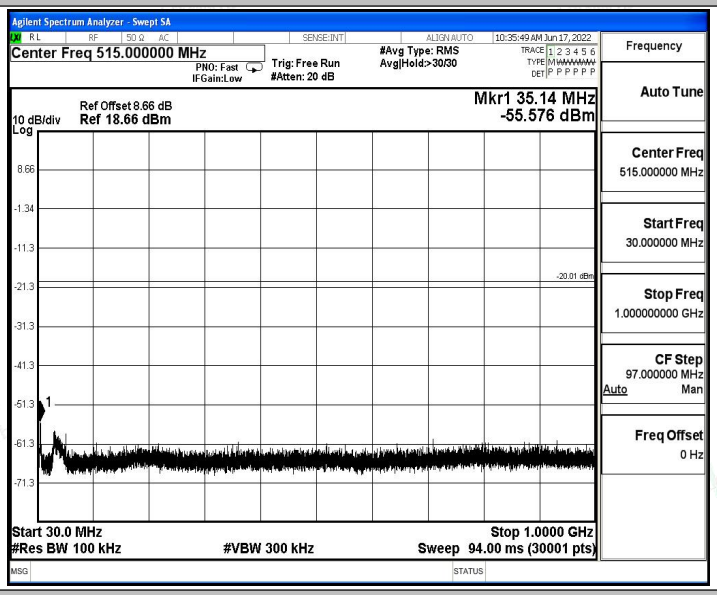

2DH5_Ant1_2402_1000~26500

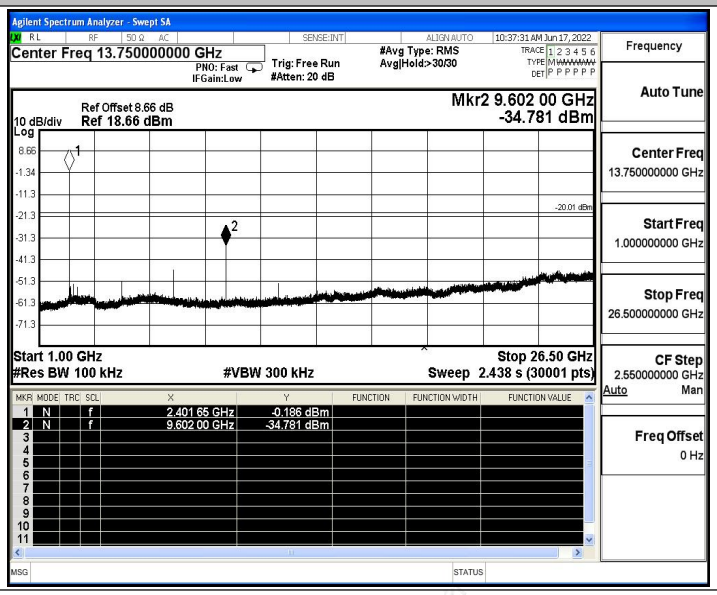

2DH5_Ant1_2441_0~Reference

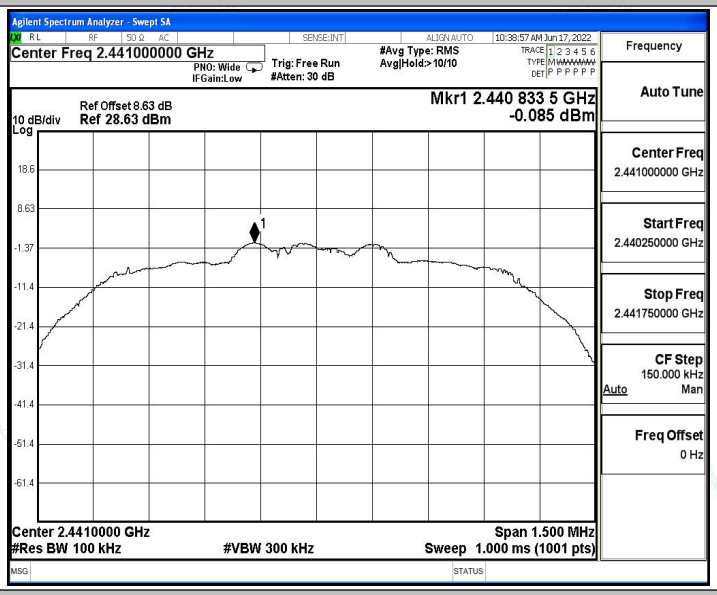

2DH5_Ant1_2441_30~1000

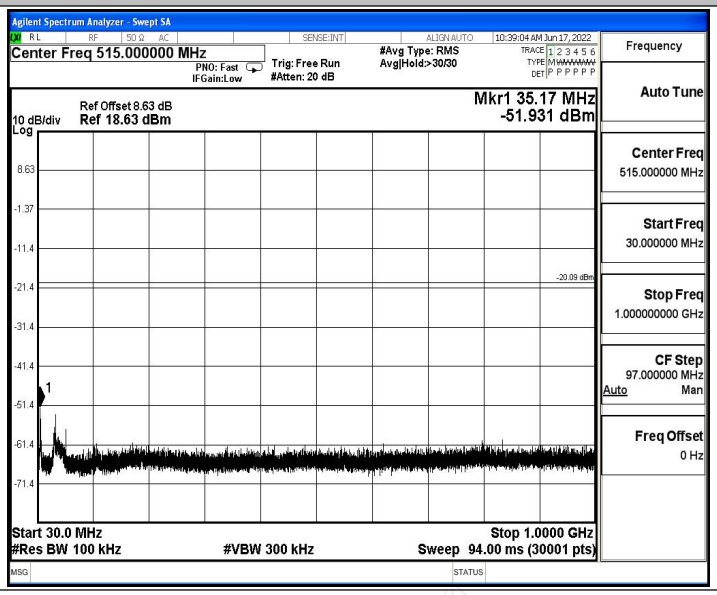

2DH5_Ant1_2441_1000~26500

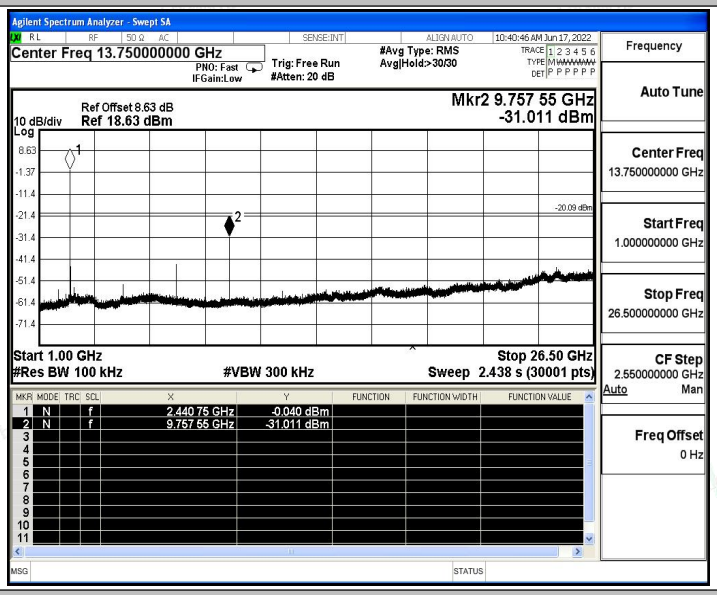

2DH5_Ant1_2480_0~Reference

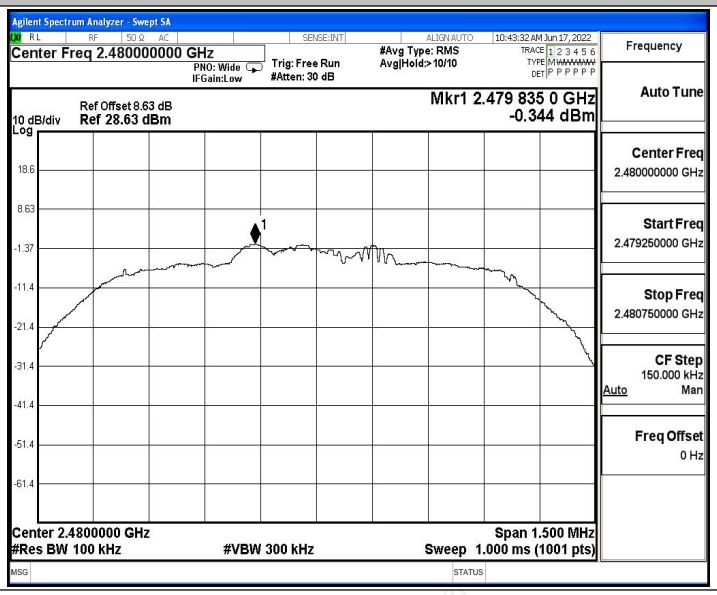

2DH5_Ant1_2480_30~1000

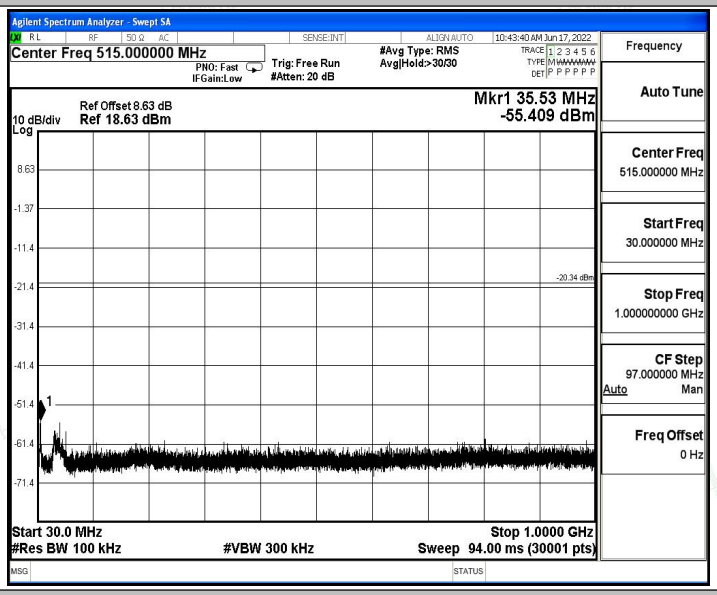

2DH5_Ant1_2480_1000~26500

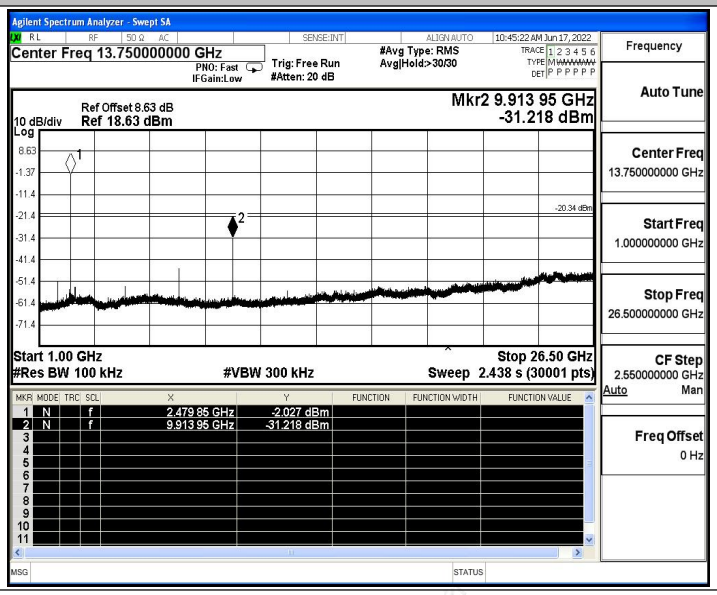

A.9 Emissions in Restricted Bands

Test Result

TestMode	Antenna	ChName	Channel	Detector	Freq. [MHz]	Result [dBm]	Limit [dBm]	Result [dBuV/m]	Limit [dBuV/m]	Verdict
DH5	Ant1	Low	2402	AV	2310.000	-57.62	≤-41.20	37.58	≤54	PASS
				AV	2374.130	-55.97	≤-41.20	39.23	≤54	PASS
				AV	2390.000	-56.66	≤-41.20	38.54	≤54	PASS
				Peak	2310.000	-49.03	≤-21.20	46.17	≤74	PASS
				Peak	2356.070	-45.23	≤-21.20	49.97	≤74	PASS
				Peak	2390.000	-47.16	≤-21.20	48.04	≤74	PASS
		High	2480	AV	2483.500	-52.49	≤-41.20	42.71	≤54	PASS
				AV	2483.520	-52.49	≤-41.20	42.71	≤54	PASS
				AV	2500.000	-55.91	≤-41.20	39.29	≤54	PASS
				Peak	2483.500	-44.99	≤-21.20	50.21	≤74	PASS
				Peak	2483.840	-44.77	≤-21.20	50.43	≤74	PASS
				Peak	2500.000	-46.55	≤-21.20	48.65	≤74	PASS
		Low	Hop_2402	Peak	2310.000	-48.89	≤-21.20	46.31	≤74	PASS
				Peak	2380.115	-45.34	≤-21.20	49.86	≤74	PASS
				Peak	2390.000	-46.77	≤-21.20	48.43	≤74	PASS
		High	Hop_2480	Peak	2483.500	-45.14	≤-21.20	50.06	≤74	PASS
				Peak	2498.960	-44.82	≤-21.20	50.38	≤74	PASS
				Peak	2500.000	-46.73	≤-21.20	48.47	≤74	PASS
2DH5	Ant1	Low	2402	AV	2310.000	-58.03	≤-41.20	37.17	≤54	PASS
				AV	2363.945	-55.63	≤-41.20	39.57	≤54	PASS
				AV	2390.000	-56.87	≤-41.20	38.33	≤54	PASS
				Peak	2310.000	-48.22	≤-21.20	46.98	≤74	PASS
				Peak	2368.145	-44.22	≤-21.20	50.98	≤74	PASS
				Peak	2390.000	-47.78	≤-21.20	47.42	≤74	PASS
		High	2480	AV	2483.500	-53.27	≤-41.20	41.93	≤54	PASS
				AV	2483.520	-53.3	≤-41.20	41.90	≤54	PASS
				AV	2500.000	-56.09	≤-41.20	39.11	≤54	PASS
				Peak	2483.500	-44.59	≤-21.20	50.61	≤74	PASS
				Peak	2483.680	-44.05	≤-21.20	51.15	≤74	PASS
				Peak	2500.000	-46.63	≤-21.20	48.57	≤74	PASS
		Low	Hop_2402	Peak	2310.000	-48.23	≤-21.20	46.97	≤74	PASS
				Peak	2387.990	-44.69	≤-21.20	50.51	≤74	PASS
				Peak	2390.000	-48.09	≤-21.20	47.11	≤74	PASS
		High	Hop_2480	Peak	2483.500	-47.08	≤-21.20	48.12	≤74	PASS
				Peak	2484.880	-44.42	≤-21.20	50.78	≤74	PASS
				Peak	2500.000	-47.14	≤-21.20	48.06	≤74	PASS

Note：

1. The Antenna Gain is compensated in the graph.
2. The limit in dBm for average detector is conversion from 54dBuV/m, according to 15.209(a). The limit in dBm for peak detector is 20dB above the limit of average detector in dBm.

Test Graphs

DH5_Ant1_Low_2402_AV

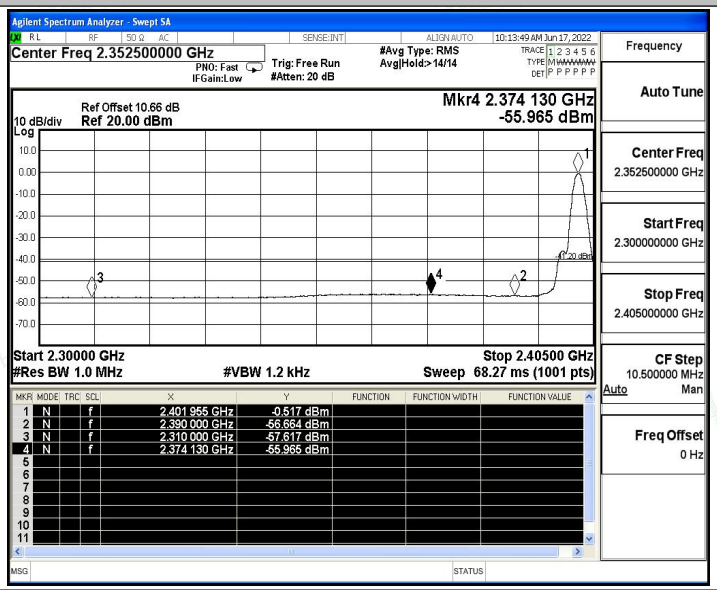

DH5_Ant1_Low_2402_Peak

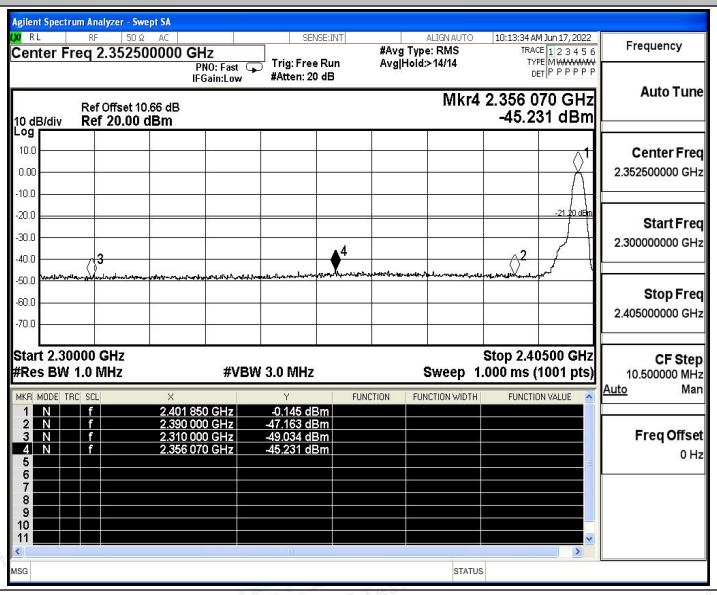

DH5_Ant1_High_2480_AV

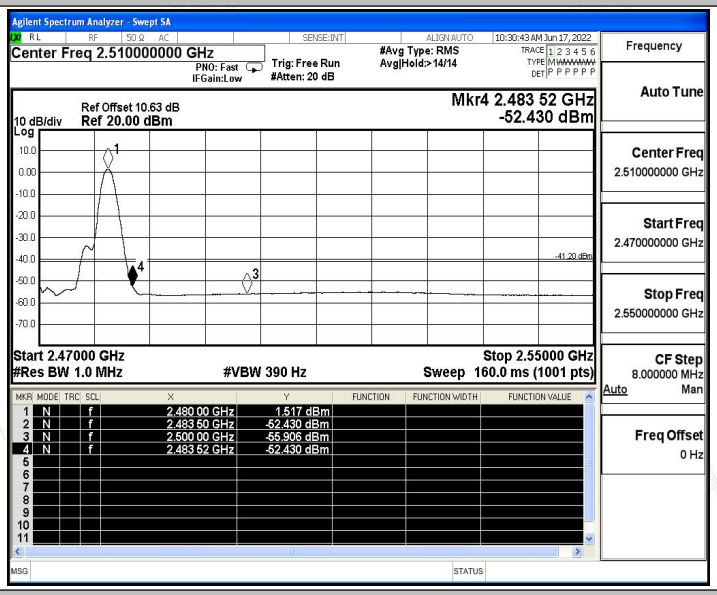

DH5_Ant1_High_2480_Peak

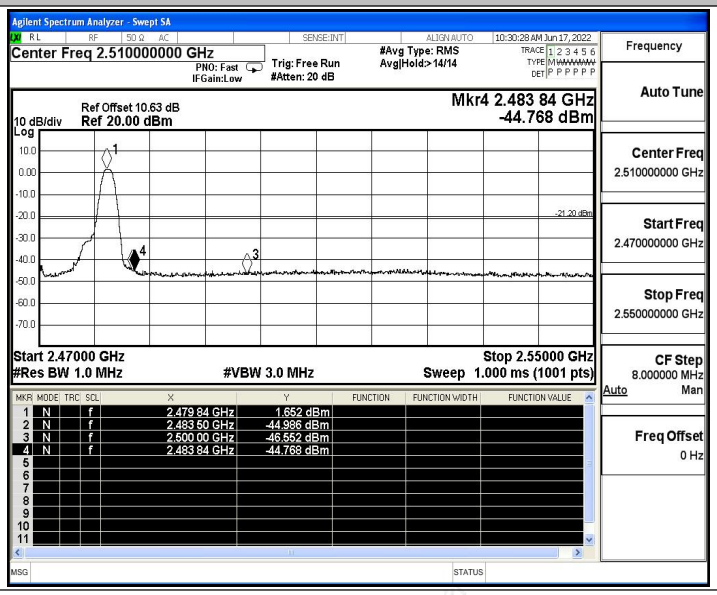

DH5_Ant1_Low_Hop_2402_Peak

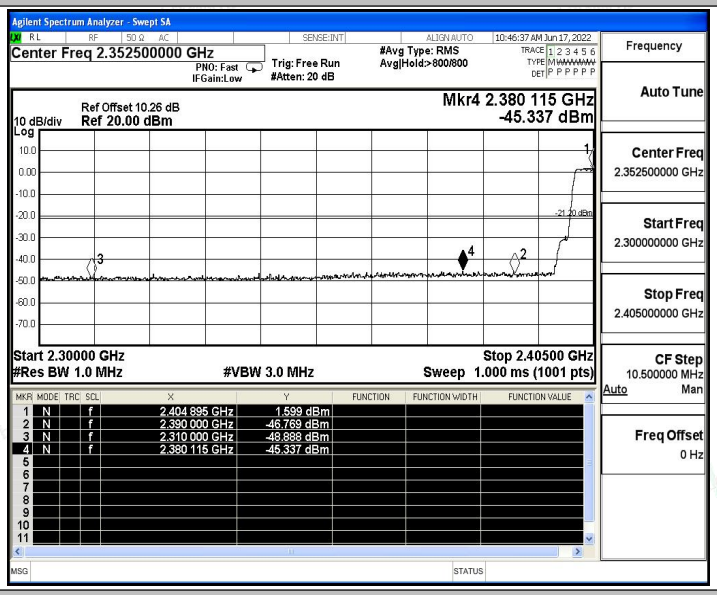

DH5_Ant1_High_Hop_2480_Peak

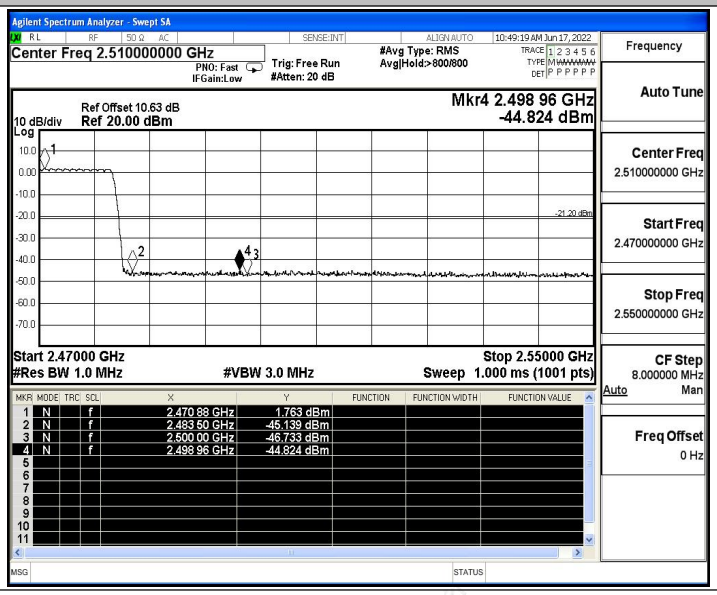

2DH5_Ant1_Low_2402_AV

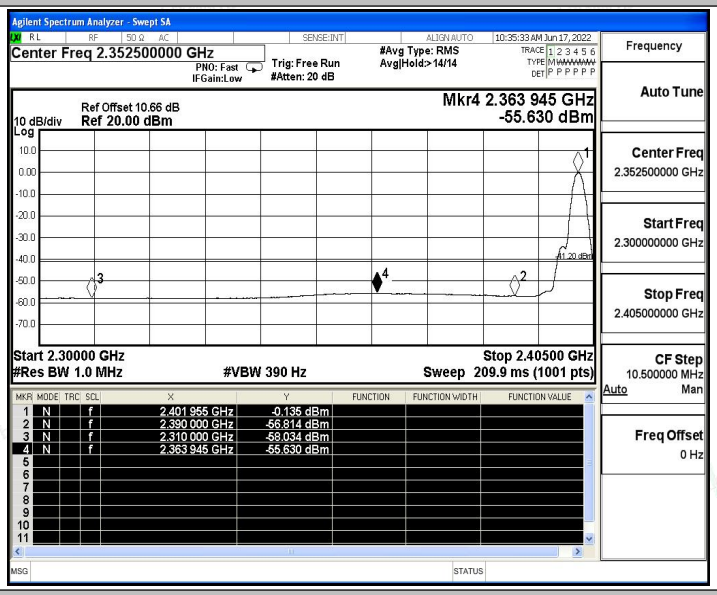

2DH5_Ant1_Low_2402_Peak

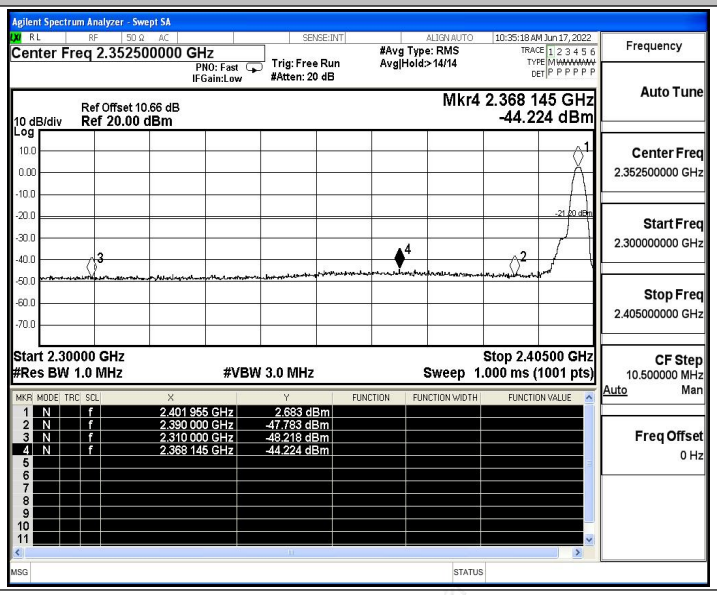

2DH5_Ant1_High_2480_AV

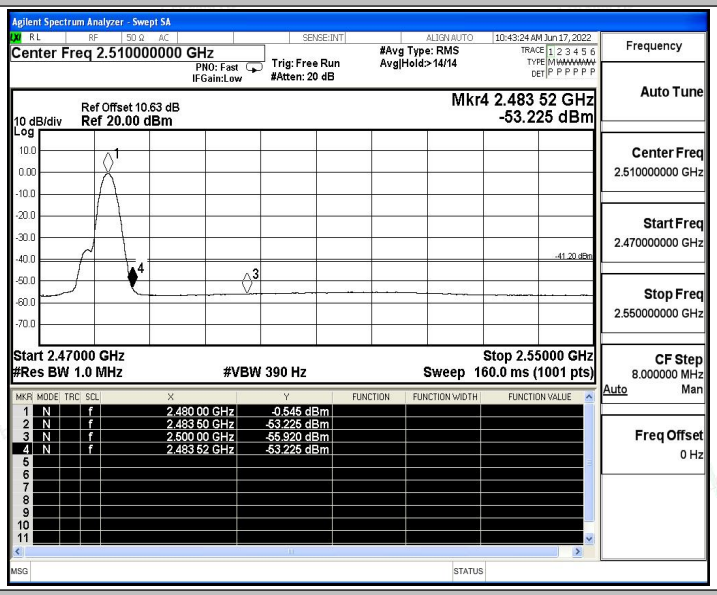

2DH5_Ant1_High_2480_Peak

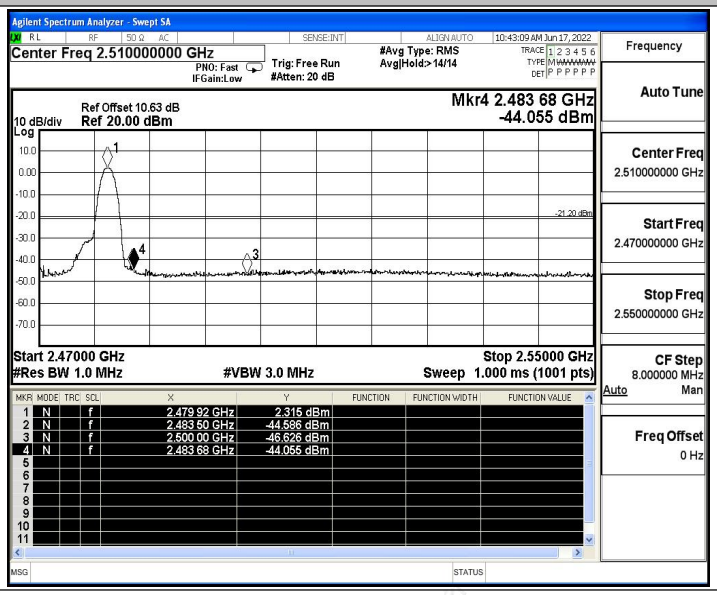

2DH5_Ant1_Low_Hop_2402_Peak

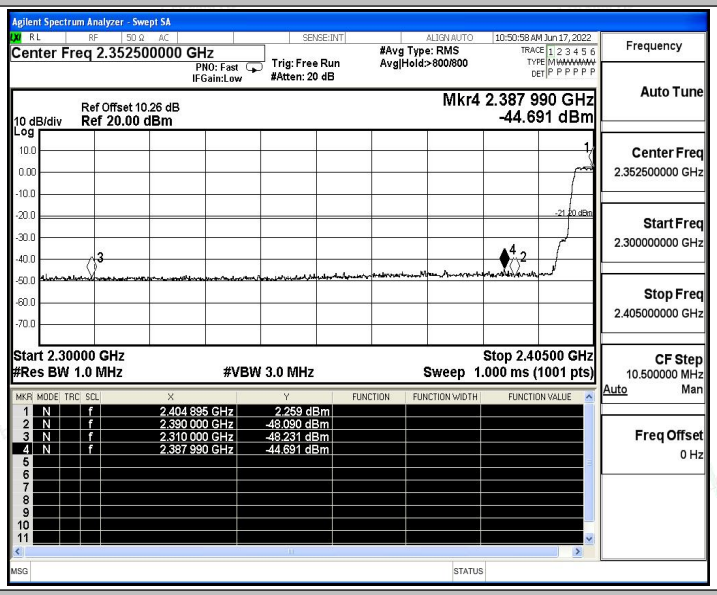
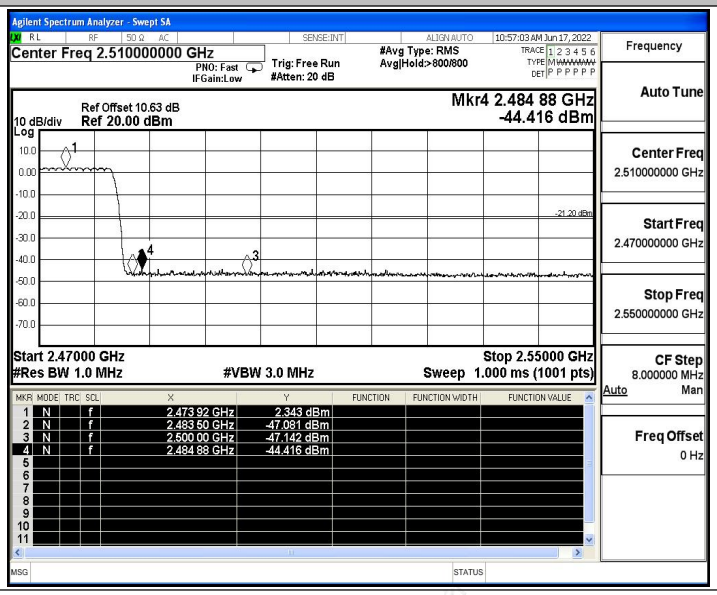
2DH5_Ant1_High_Hop_2480_Peak