Appendix B

RF Test Data for BT LE (Conducted Measurement)

Product Name: BLXBuds

Test Model: 30888

Environmental Conditions

Temperature:	23.8° C
Relative Humidity:	52.2%
ATM Pressure:	100.0 kPa
Test Engineer:	Ling Zhu
Supervised by:	Li huan

B.1 DTS Bandwidth

Test Result

TestMode	Antenna	Channel	DTS BW [MHz]	FL[MHz]	FH[MHz]	Limit[MHz]	Verdict
BLE_1M	Ant1	2402	0.684	2401.648	2402.332	0.5	PASS
		2440	0.652	2439.668	2440.320	0.5	PASS
		2480	0.656	2479.660	2480.316	0.5	PASS

Test Graphs

BLE_1M_Ant1_2402

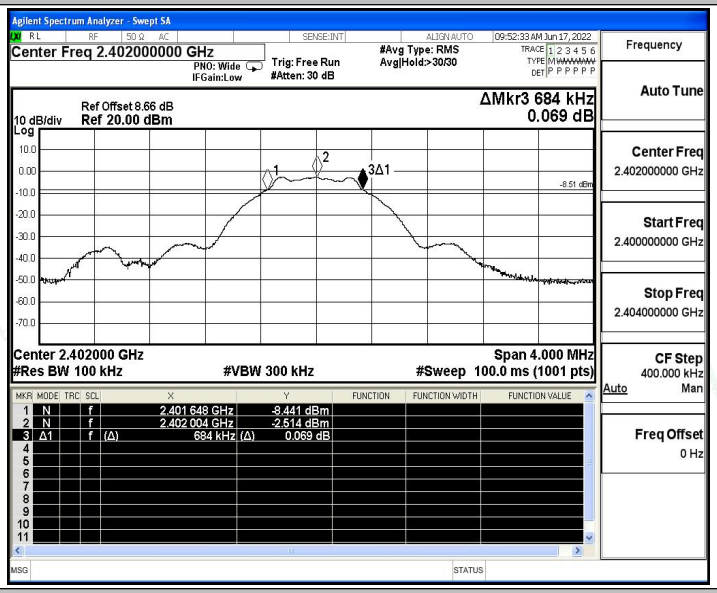

BLE_1M_Ant1_2440

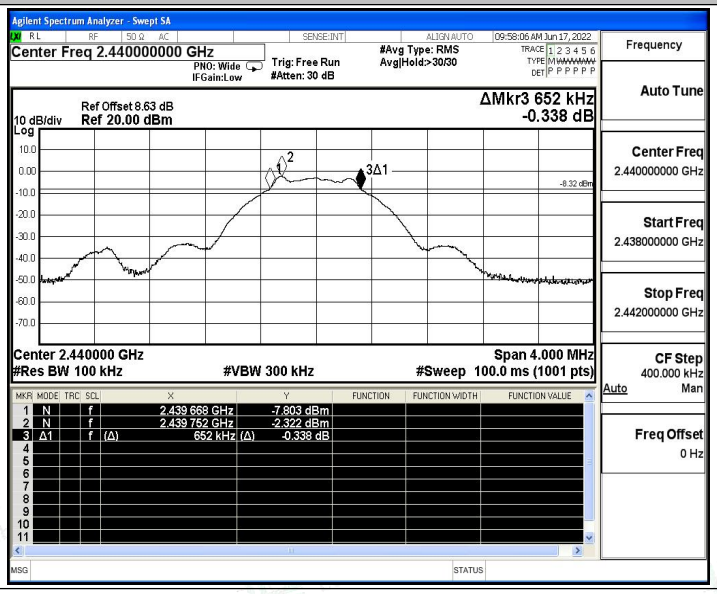

BLE_1M_Ant1_2480

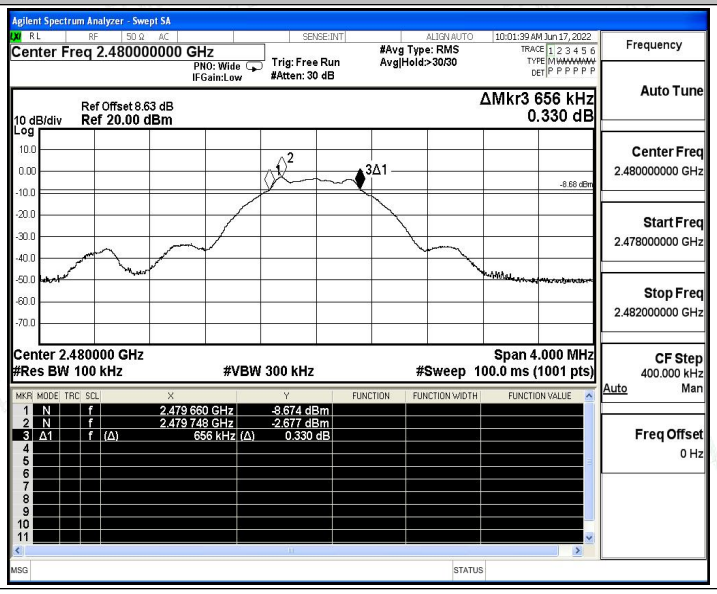

B.2 Occupied Channel Bandwidth

Test Result

TestMode	Antenna	Channel	OCB [MHz]	FL[MHz]	FH[MHz]
BLE_1M	Ant1	2402	1.0306	2401.483	2402.514
		2440	1.0294	2439.482	2440.511
		2480	1.0278	2479.481	2480.509

Test Graphs

BLE_1M_Ant1_2402

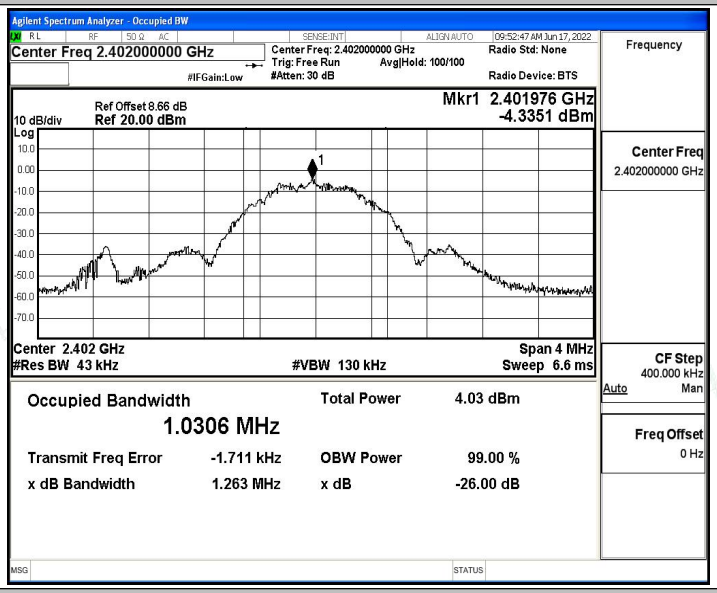

BLE_1M_Ant1_2440

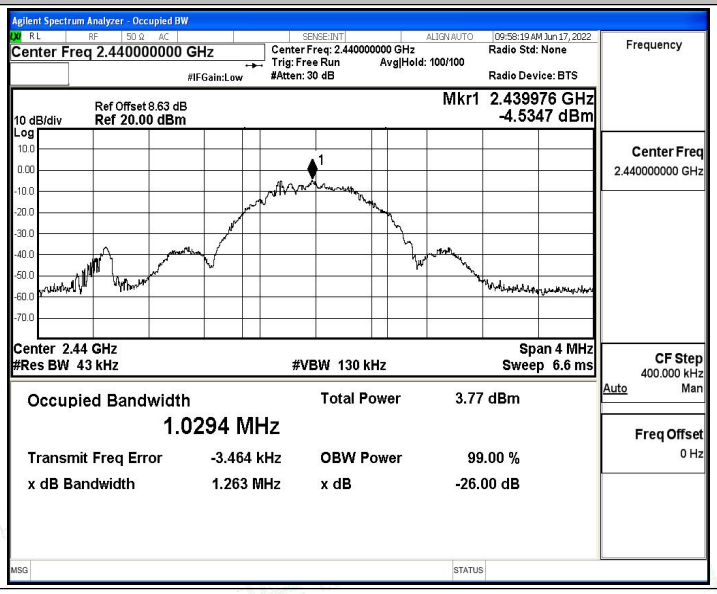

BLE_1M_Ant1_2480

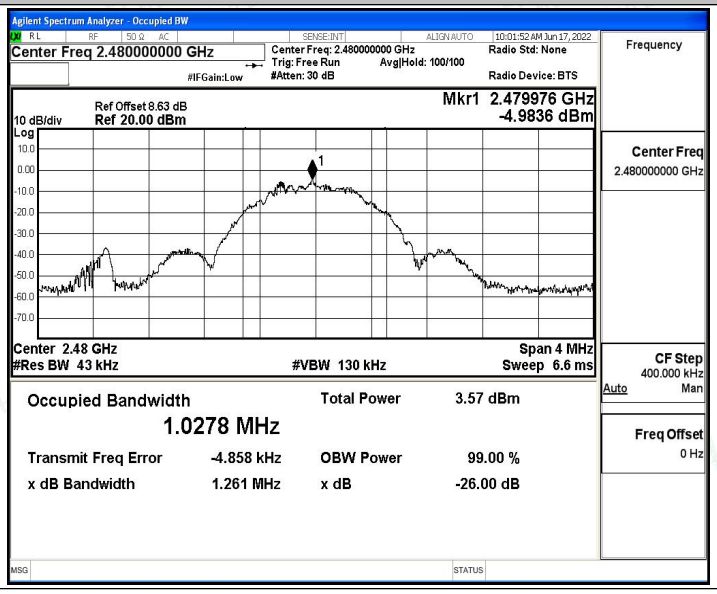

B.3 Maximum conducted output power

Test Result

TestMode	Antenna	Channel	Result[dBm]	Limit[dBm]	Verdict
BLE_1M	Ant1	2402	-1.83	≤30	PASS
		2440	-2.17	≤30	PASS
		2480	-2.51	≤30	PASS

Test Graphs

BLE_1M_Ant1_2402

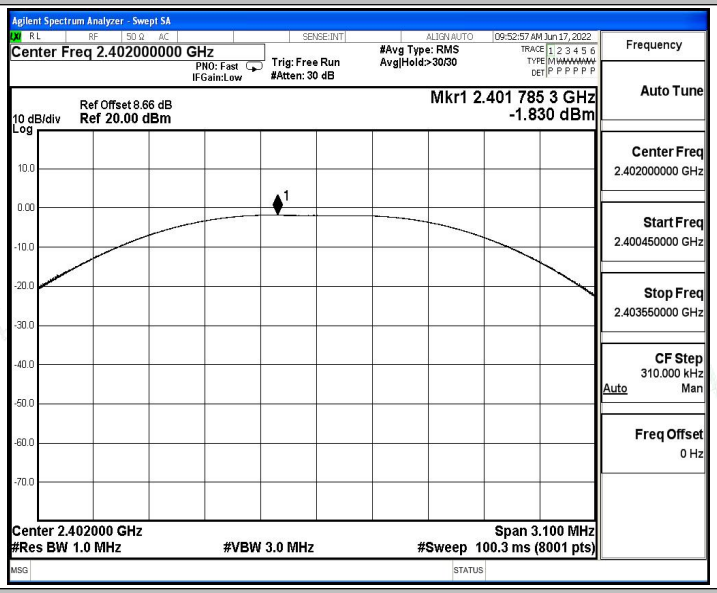

BLE_1M_Ant1_2440

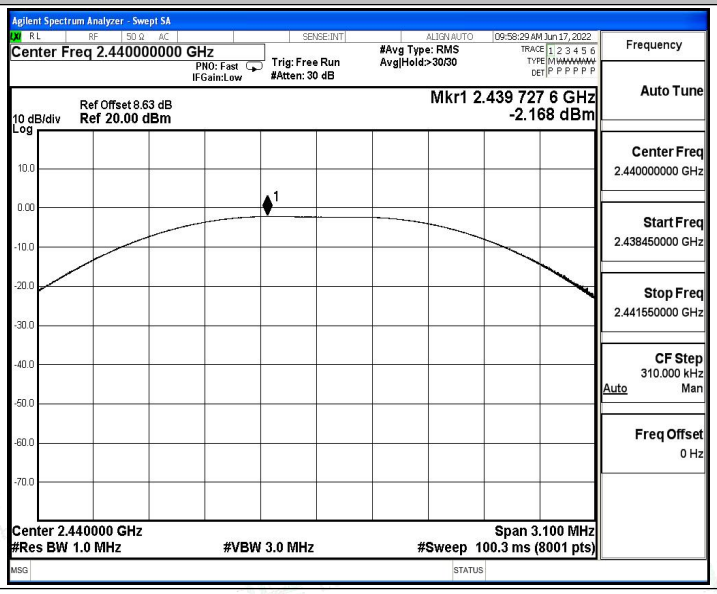

BLE_1M_Ant1_2480

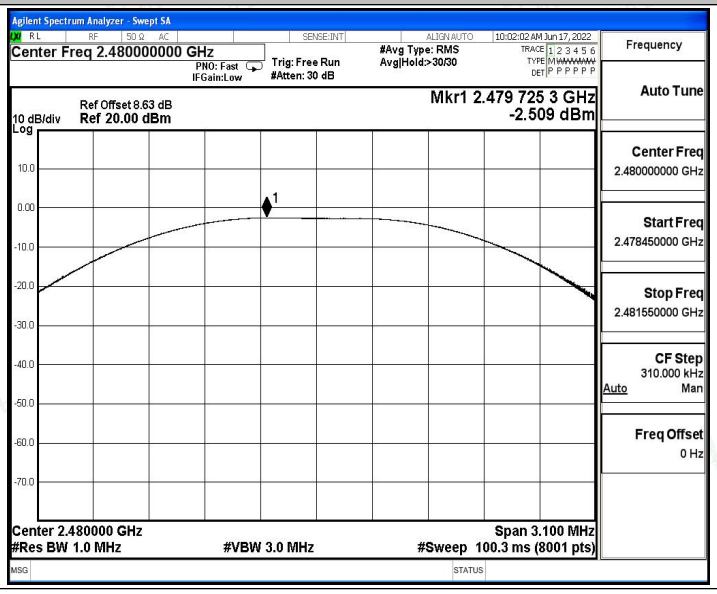

B.4 Maximum power spectral density

Test Result

TestMode	Antenna	Channel	Result[dBm/3-100kHz]	Limit[dBm/3kHz]	Verdict
BLE_1M	Ant1	2402	-17.59	≤8.00	PASS
		2440	-17.71	≤8.00	PASS
		2480	-18.21	≤8.00	PASS

Test Graphs

BLE_1M_Ant1_2402

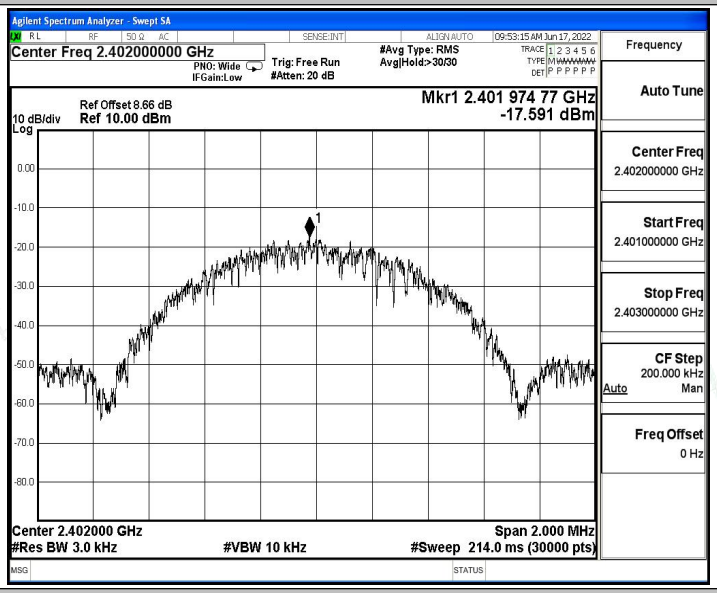

BLE_1M_Ant1_2440

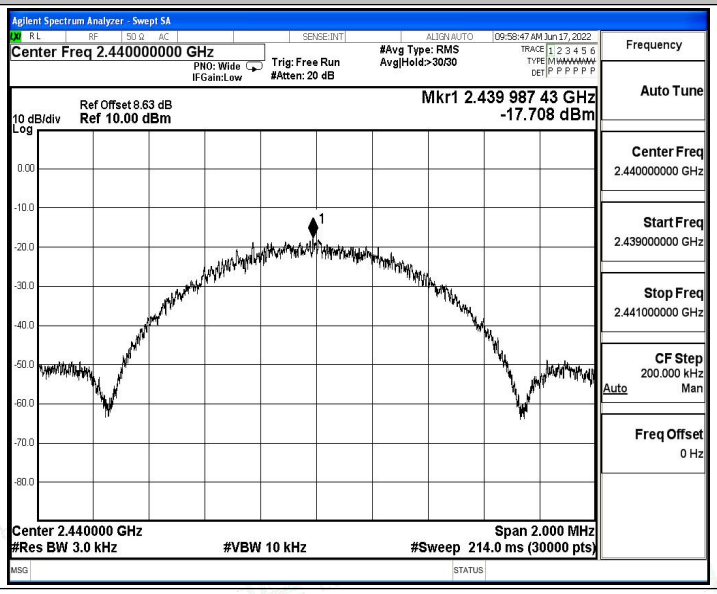

BLE_1M_Ant1_2480

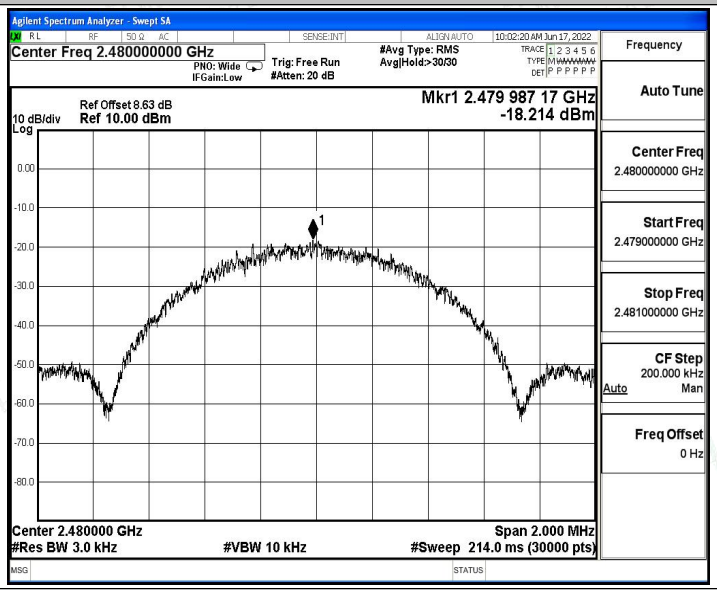

B.5 Band edge measurements

Test Result

TestMode	Antenna	ChName	Channel	RefLevel[dBm]	Result[dBm]	Limit[dBm]	Verdict
BLE_1M	Ant1	Low	2402	-2.69	-36.03	≤-22.69	PASS
		High	2480	-2.61	-56.35	≤-22.61	PASS

Test Graphs

BLE_1M_Ant1_Low_2402

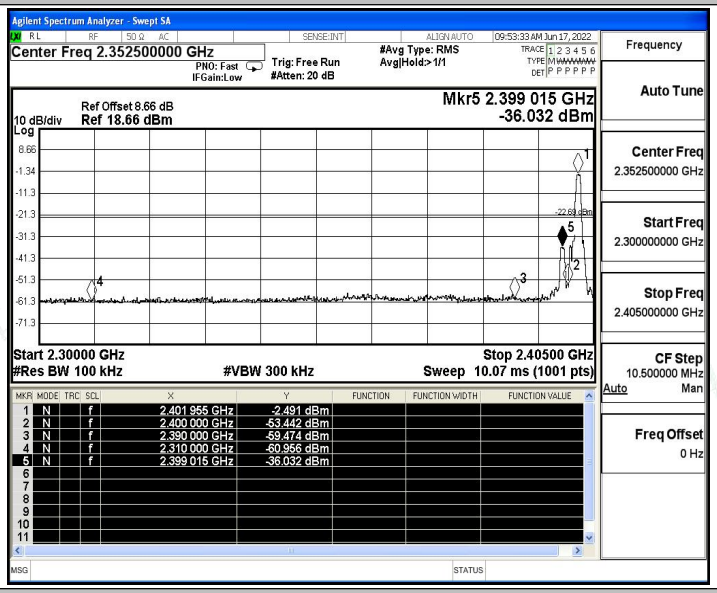

BLE_1M_Ant1_High_2480

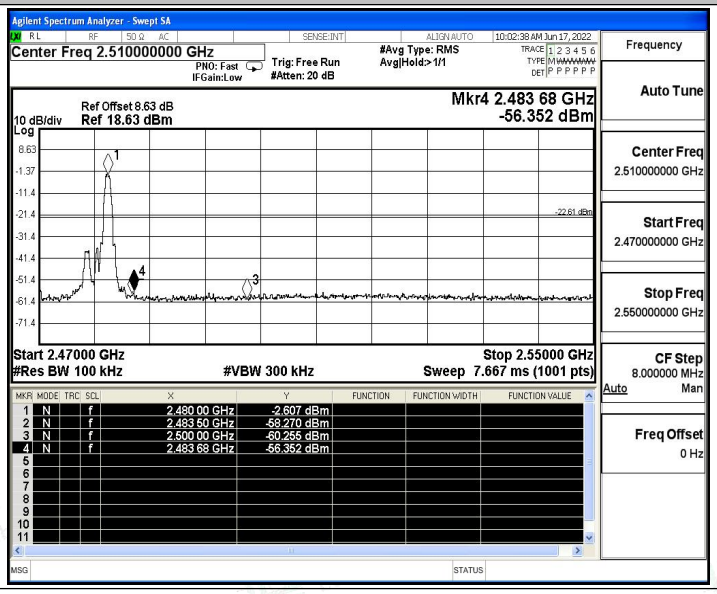

B.6 Conducted Spurious Emission

Test Result

TestMode	Antenna	Channel	FreqRange [MHz]	RefLevel [dBm]	Result[dBm]	Limit[dBm]	Verdict
BLE_1M	Ant1	2402	Reference	-2.56	-2.56	---	PASS
			30~1000	-2.56	-54.22	≤-22.56	PASS
			1000~26500	-2.56	-35.75	≤-22.56	PASS
		2440	Reference	-2.38	-2.38	---	PASS
			30~1000	-2.38	-55.01	≤-22.38	PASS
			1000~26500	-2.38	-32.13	≤-22.38	PASS
		2480	Reference	-2.69	-2.69	---	PASS
			30~1000	-2.69	-54.35	≤-22.69	PASS
			1000~26500	-2.69	-32.01	≤-22.69	PASS

Test Graphs

BLE_1M_Ant1_2402_0~Reference

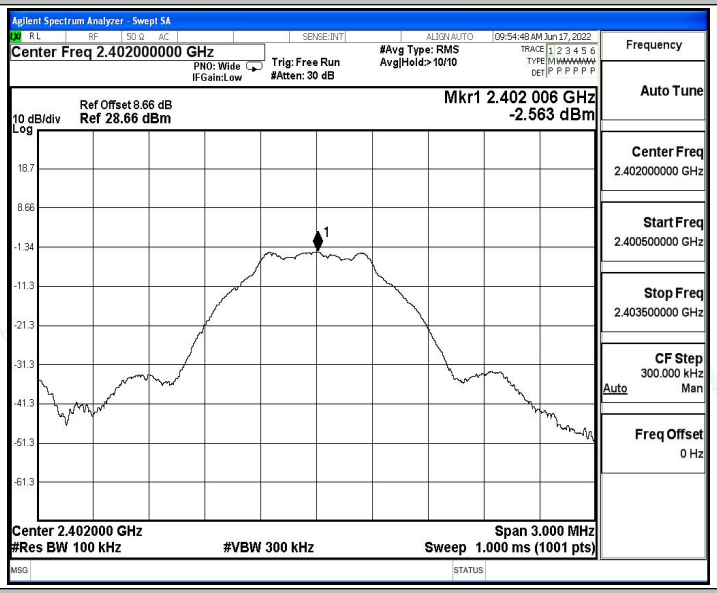

BLE_1M_Ant1_2402_30~1000

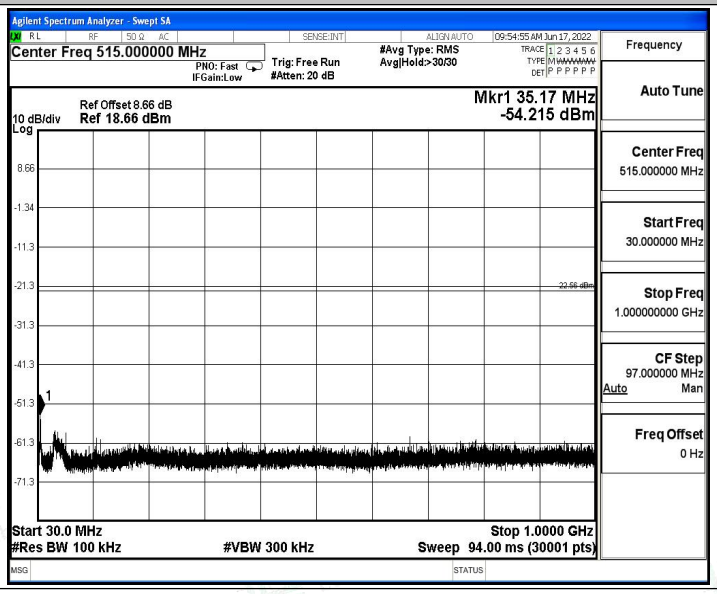

BLE_1M_Ant1_2402_1000~26500

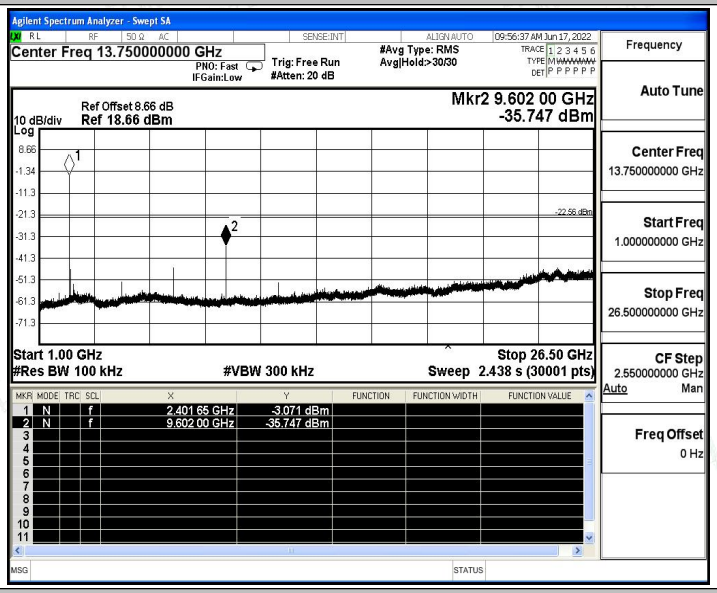

BLE_1M_Ant1_2440_0~Reference

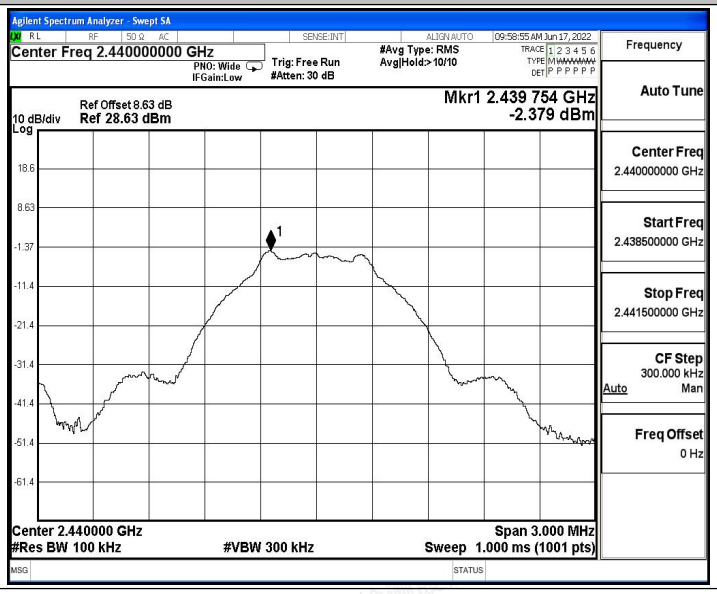

BLE_1M_Ant1_2440_30~1000

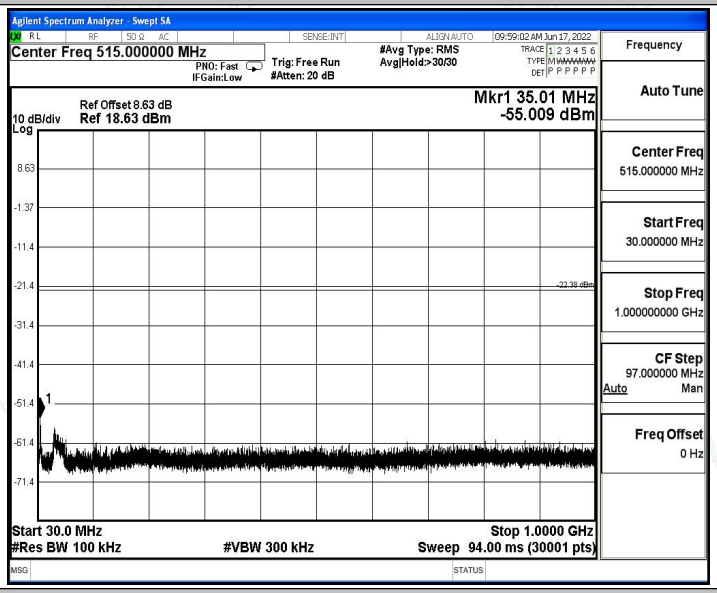

BLE_1M_Ant1_2440_1000~26500

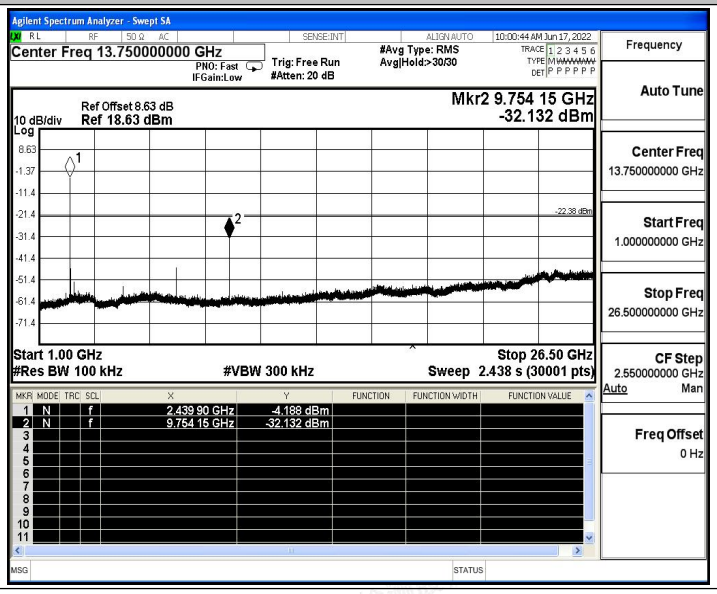

BLE_1M_Ant1_2480_0~Reference

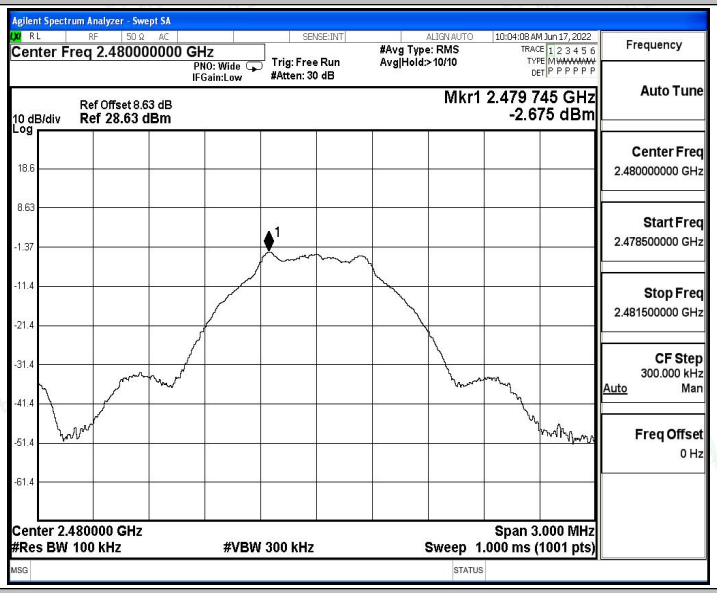

BLE_1M_Ant1_2480_30~1000

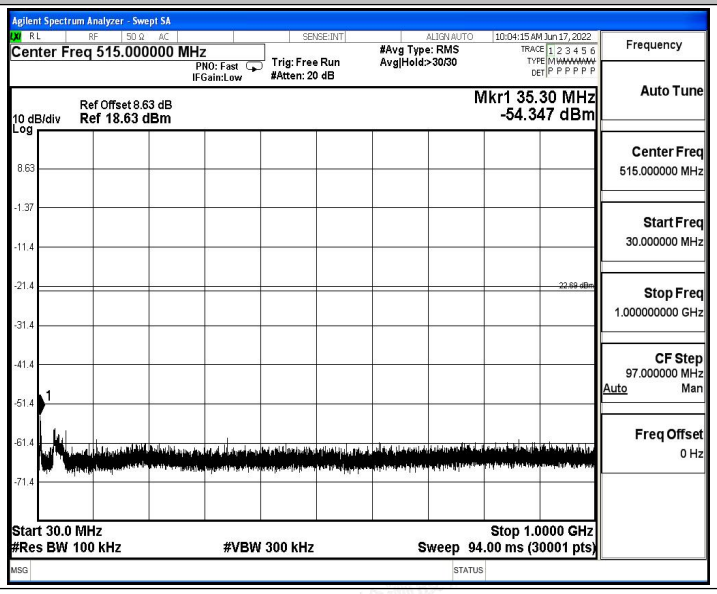

BLE_1M_Ant1_2480_1000~26500

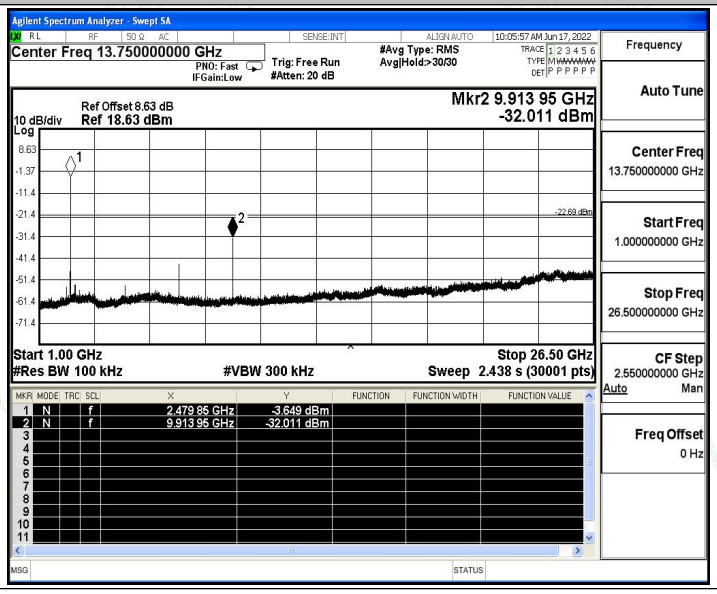

B.7 Duty Cycle

Test Result

TestMode	Antenna	Channel	ON Time [ms]	Period [ms]	X	DC [%]	xFactor	1/T	Limit	Verdict
BLE_1M	Ant1	2402	0.86	1.25	0.6880	68.80	1.62	1.16	---	---
		2440	0.87	1.25	0.6960	69.60	1.57	1.15	---	---
		2480	0.86	1.25	0.6880	68.80	1.62	1.16	---	---

Test Graphs

BLE_1M_Ant1_2402

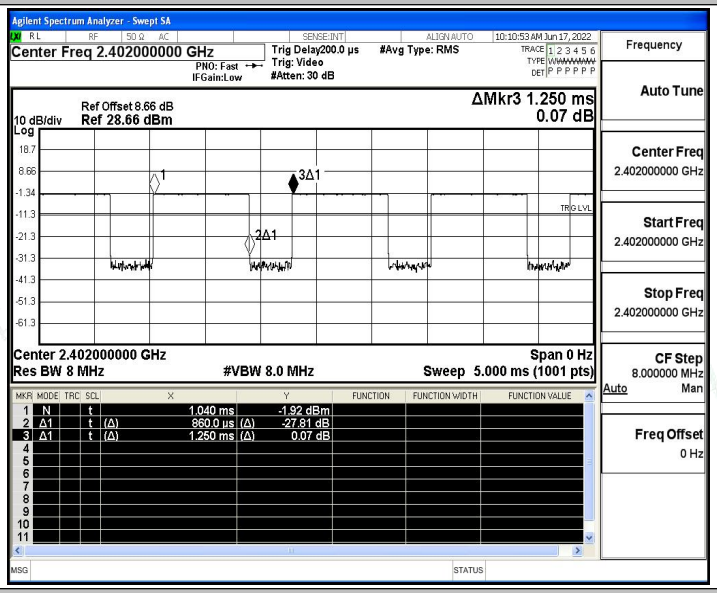

BLE_1M_Ant1_2440

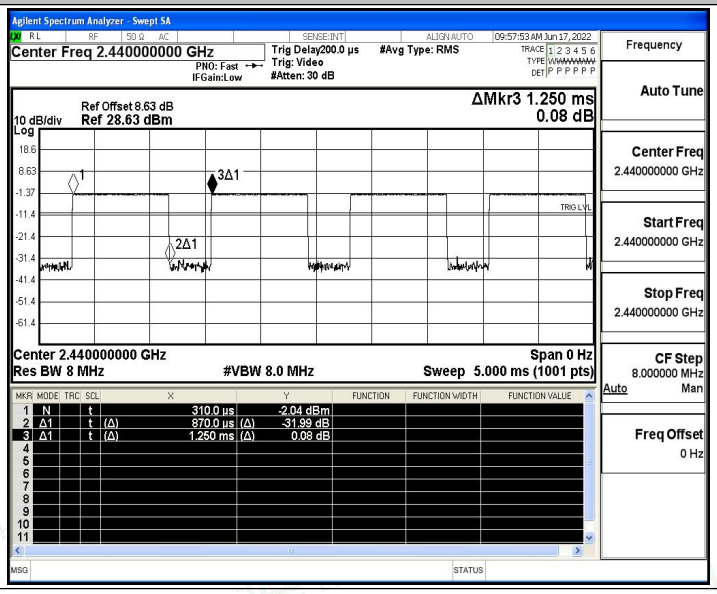

BLE_1M_Ant1_2480

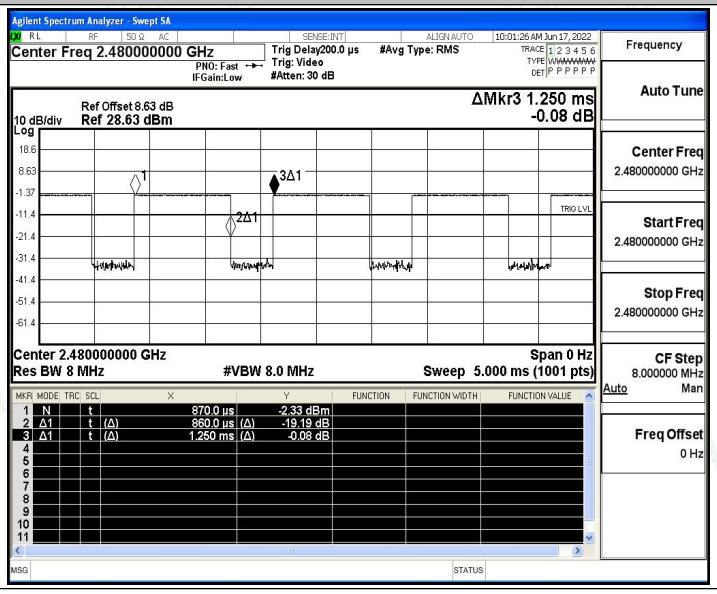

B.8 Emissions in Restricted Bands

Test Result

TestMode	Antenna	ChName	Channel	Detector	Freq. [MHz]	Result [dBm]	Limit [dBm]	Result [dBuV/m]	Limit [dBuV/m]	Verdict
BLE_1M	Ant1	Low	2402	AV	2310.000	-57.34	≤-41.20	37.86	≤54	PASS
				AV	2354.705	-55.48	≤-41.20	39.72	≤54	PASS
				AV	2390.000	-56.11	≤-41.20	39.09	≤54	PASS
				Peak	2310.000	-48.19	≤-21.20	47.01	≤74	PASS
				Peak	2367.935	-45.38	≤-21.20	49.82	≤74	PASS
				Peak	2390.000	-47.36	≤-21.20	47.84	≤74	PASS
		High	2480	AV	2483.500	-53.81	≤-41.20	41.39	≤54	PASS
				AV	2483.520	-53.81	≤-41.20	41.39	≤54	PASS
				AV	2500.000	-55.9	≤-41.20	39.30	≤54	PASS
				Peak	2483.500	-47.06	≤-21.20	48.14	≤74	PASS
				Peak	2485.200	-45.87	≤-21.20	49.33	≤74	PASS
				Peak	2500.000	-47.39	≤-21.20	47.81	≤74	PASS

Note：

1. The Antenna Gain is compensated in the graph.
2. The limit in dBm for average detector is conversion from 54dBuV/m, according to 15.209(a). The limit in dBm for peak detector is 20dB above the limit of average detector in dBm.

Test Graphs

BLE_1M_Ant1_Low_2402_AV

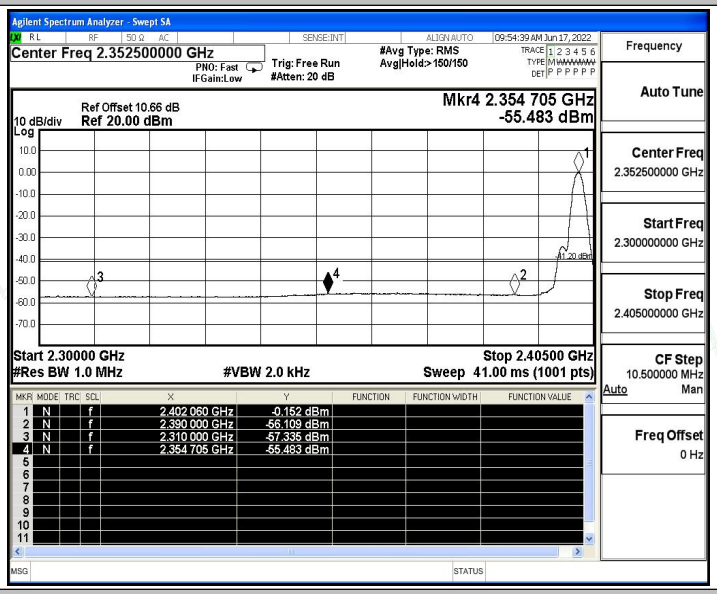

BLE_1M_Ant1_Low_2402_Peak

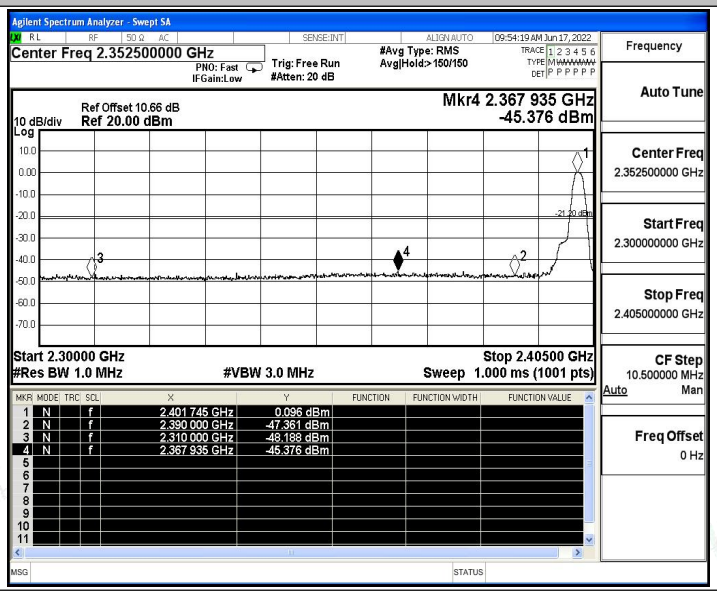

BLE_1M_Ant1_High_2480_AV

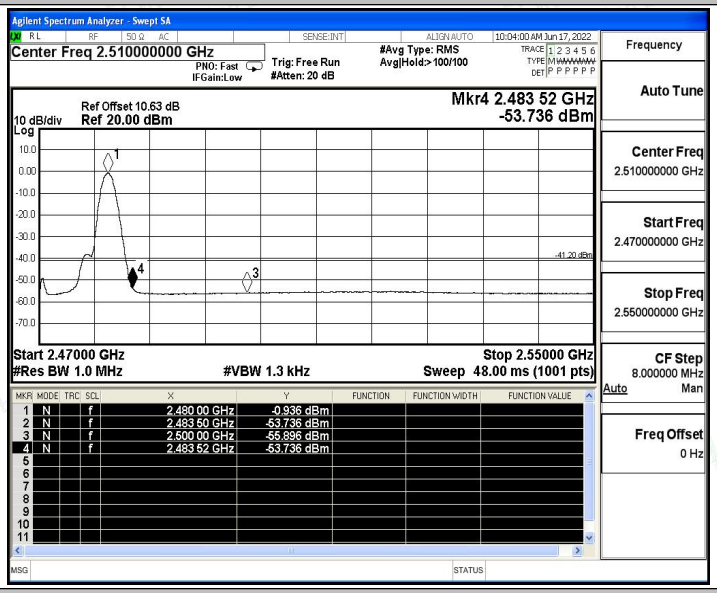
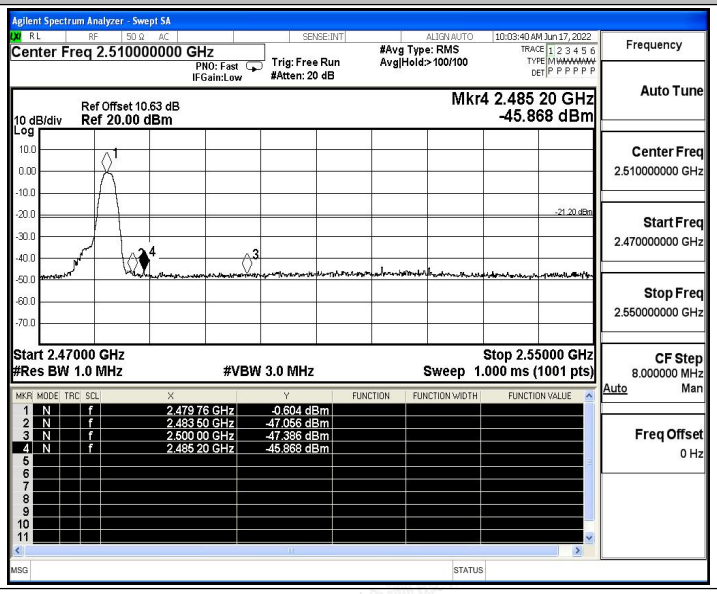
BLE_1M_Ant1_High_2480_Peak