TM6 / Band: 2.4G / BW: 1 / CH: L

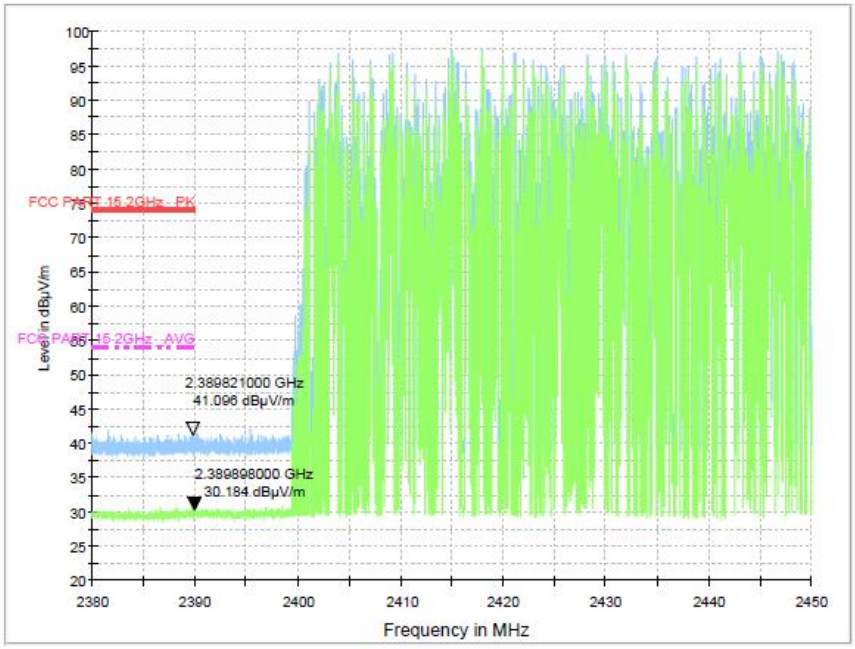

TM6 / Band: 2.4G / BW: 1 / CH: H

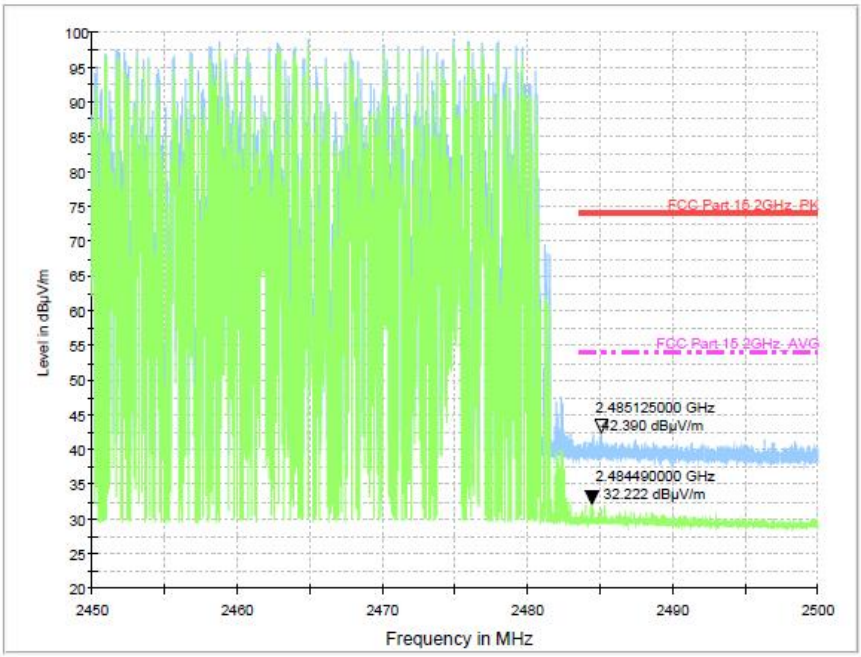

Total or partial reproduction of this document without permission of the Laboratory is not allowed.

BTF Testing Lab (Shenzhen) Co., Ltd.
F101, 201 and 301, Building 1, Block 2, Tantou Industrial Park, Tantou Community, Songgang Street, Bao'an District, Shenzhen, China

6.9 Emissions in restricted frequency bands (below 1GHz)

Test Requirement:	In addition, radiated emissions which fall in the restricted bands, as defined in § 15.205(a), must also comply with the radiated emission limits specified in § 15.209(a)(see § 15.205(c)).`
Test Method:	Radiated emissions tests
Test Limit:	

Frequency (MHz)	Field strength (microvolts/meter)	Measurement distance (meters)
0.009-0.490	2400/F(kHz)	300
0.490-1.705	24000/F(kHz)	30
1.705-30.0	30	30
30-88	100 **	3
88-216	150 **	3
216-960	200 **	3
Above 960	500	3

** Except as provided in paragraph (g), fundamental emissions from intentional radiators operating under this section shall not be located in the frequency bands 54-72 MHz, 76-88 MHz, 174-216 MHz or 470-806 MHz. However, operation within these frequency bands is permitted under other sections of this part, e.g., §§ 15.231 and 15.241.

Procedure:	ANSI C63.10-2013 section 6.6.4

6.9.1 E.U.T. Operation:

Operating Environment:	
Temperature:	24.9 °C
Humidity:	49.4 %
Atmospheric Pressure:	1010 mbar

Total or partial reproduction of this document without permission of the Laboratory is not allowed.

BTF Testing Lab (Shenzhen) Co., Ltd.
F101, 201 and 301, Building 1, Block 2, Tantou Industrial Park, Tantou Community, Songgang Street, Bao'an District, Shenzhen, China

6.9.2 Test Data:

Note: All the mode have been tested, and only the worst case of GFSK mode are in the report
TM1 / Polarization: Horizontal / Band: 2.4G / BW: 1 / CH: H

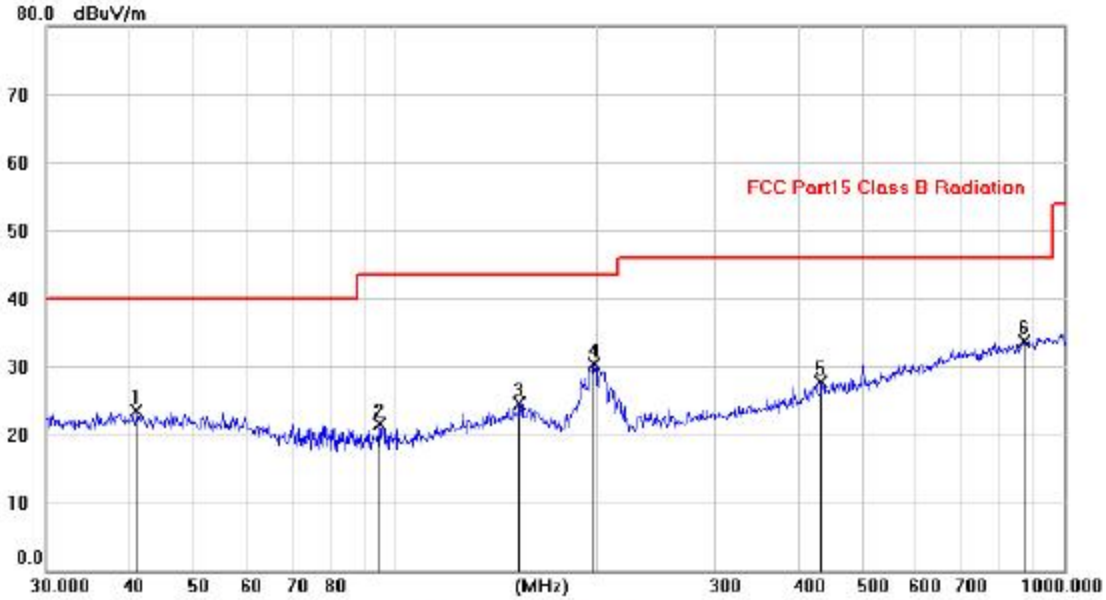

No.	Mk.	Freq.	Reading Level	Correct Factor	Measure-ment	Limit	Margin		Antenna Height	Table Degree	
		MHz	dBuV	dB	dBuV/m	dBuV/m	dB	Detector	cm	degree	Comment
1		41.0407	9.12	14.34	23.46	40.00	-16.54	peak			
2		94.7158	10.94	10.48	21.42	43.50	-22.08	peak			
3		153.6127	9.46	15.05	24.51	43.50	-18.99	peak			
4		198.3326	19.28	11.00	30.28	43.50	-13.22	peak			
5		433.8620	10.55	17.17	27.72	46.00	-18.28	peak			
6	*	874.2245	9.93	23.71	33.64	46.00	-12.36	peak			

Note:1. *:Maximum data; x:Over limit; !:over margin.
2.Measurement=Reading Level+Correct Factor; Correct Factor=Antenna Factor+Cable Loss.

Total or partial reproduction of this document without permission of the Laboratory is not allowed.

BTF Testing Lab (Shenzhen) Co., Ltd.
F101, 201 and 301, Building 1, Block 2, Tantou Industrial Park, Tantou Community, Songgang Street, Bao'an District, Shenzhen, China

TM1 / Polarization: Vertical / Band: 2.4G / BW: 1 / CH: H

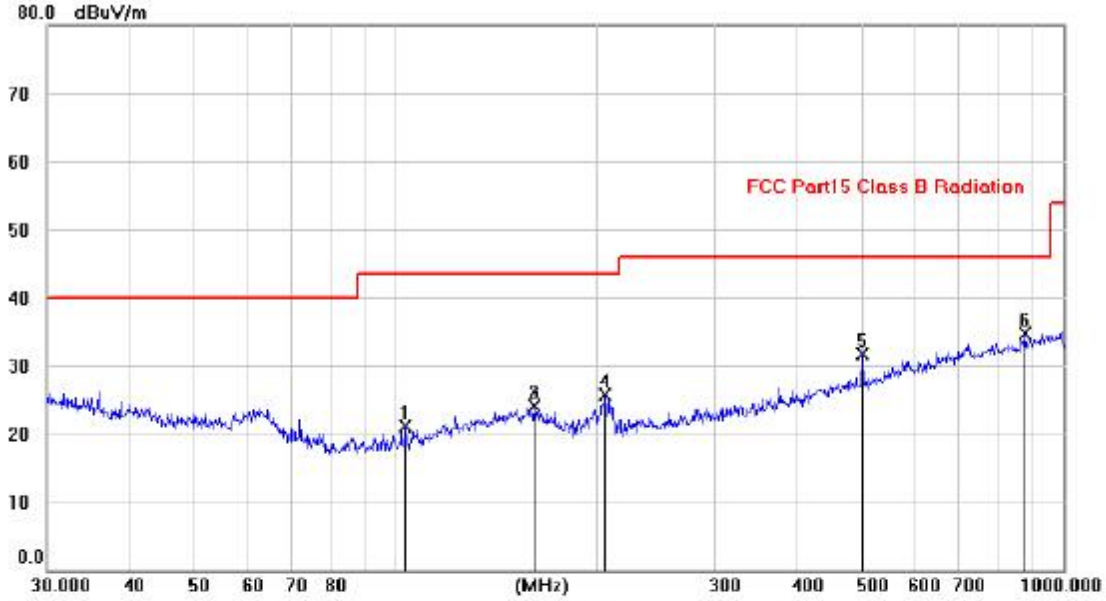

No.	Mk.	Freq.	Reading Level	Correct Factor	Measure-ment	Limit	Margin		Antenna Height	Table Degree	
		MHz	dBuV	dB	dBuV/m	dBuV/m	dB	Detector	cm	degree	Comment
1		103.5994	9.88	11.20	21.08	43.50	-22.42	peak			
2		161.4173	9.11	14.90	24.01	43.50	-19.49	peak			
3		161.4173	9.11	14.90	24.01	43.50	-19.49	peak			
4		206.1563	14.61	11.00	25.61	43.50	-17.89	peak			
5		500.0086	13.45	18.21	31.66	46.00	-14.34	peak			
6	*	876.6802	10.88	23.73	34.61	46.00	-11.39	peak			

Note:1. *:Maximum data; x:Over limit; !:over margin.
2.Measurement=Reading Level+Correct Factor; Correct Factor=Antenna Factor+Cable Loss.

Total or partial reproduction of this document without permission of the Laboratory is not allowed.

BTF Testing Lab (Shenzhen) Co., Ltd.
F101, 201 and 301, Building 1, Block 2, Tantou Industrial Park, Tantou Community, Songgang Street, Bao'an District, Shenzhen, China

6.10 Emissions in restricted frequency bands (above 1GHz)

Test Requirement:	In addition, radiated emissions which fall in the restricted bands, as defined in § 15.205(a), must also comply with the radiated emission limits specified in § 15.209(a)(see § 15.205(c)).`
Test Method:	Radiated emissions tests
Test Limit:	

Frequency (MHz)	Field strength (microvolts/meter)	Measurement distance (meters)
0.009-0.490	2400/F(kHz)	300
0.490-1.705	24000/F(kHz)	30
1.705-30.0	30	30
30-88	100 **	3
88-216	150 **	3
216-960	200 **	3
Above 960	500	3

** Except as provided in paragraph (g), fundamental emissions from intentional radiators operating under this section shall not be located in the frequency bands 54-72 MHz, 76-88 MHz, 174-216 MHz or 470-806 MHz. However, operation within these frequency bands is permitted under other sections of this part, e.g., §§ 15.231 and 15.241.

Procedure:	ANSI C63.10-2013 section 6.6.4

6.10.1 E.U.T. Operation:

Operating Environment:	
Temperature:	24.9 °C
Humidity:	49.4 %
Atmospheric Pressure:	1010 mbar

Total or partial reproduction of this document without permission of the Laboratory is not allowed.

BTF Testing Lab (Shenzhen) Co., Ltd.
F101, 201 and 301, Building 1, Block 2, Tantou Industrial Park, Tantou Community, Songgang Street, Bao'an District, Shenzhen, China

6.10.2 Test Data:

From 1G-25GHz

Test Mode: GFSK TX Low									
Freq (MHz)	Read Level (dBuV/m)	Polar (H/V)	Antenna Factor (dB/m)	Cable loss(dB)	Amp Factor (dB)	Result (dBuV/m)	Limit (dBuV/m)	Margin (dB)	Remark
4804	48.42	V	33.93	10.18	34.26	58.27	74	-15.73	PK
4804	36.30	V	33.93	10.18	34.26	46.15	54	-7.85	AV
7206	/	/	/	/	/	/	/	/	/
9608	/	/	/	/	/	/	/	/	/
4804	47.63	H	33.93	10.18	34.26	57.48	74	-16.52	PK
4804	35.86	H	33.93	10.18	34.26	45.71	54	-8.29	AV
7206	/	/	/	/	/	/	/	/	/
9608	/	/	/	/	/	/	/	/	/
Test Mode: GFSK TX Mid									
4882	49.87	V	33.95	10.20	34.26	59.76	74	-14.24	PK
4882	35.17	V	33.95	10.20	34.26	45.06	54	-8.94	AV
7323	/	/	/	/	/	/	/	/	/
9764	/	/	/	/	/	/	/	/	/
4882	48.68	H	33.95	10.20	34.26	58.57	74	-15.43	PK
4882	34.23	H	33.95	10.20	34.26	44.12	54	-9.88	AV
7323	/	/	/	/	/	/	/	/	/
9764	/	/	/	/	/	/	/	/	/
Test Mode: GFSK TX High									
4960	47.89	V	33.98	10.22	34.25	57.84	74	-16.16	PK
4960	33.16	V	33.98	10.22	34.25	43.11	54	-10.89	AV
7440	/	/	/	/	/	/	/	/	/
9920	/	/	/	/	/	/	/	/	/
4960	46.83	H	33.98	10.22	34.25	56.78	74	-17.22	PK
4960	32.88	H	33.98	10.22	34.25	42.83	54	-11.17	AV
7440	/	/	/	/	/	/	/	/	/
9920	/	/	/	/	/	/	/	/	/

Note:

1, Result = Read level + Antenna factor + cable loss-Amp factor

2, All the other emissions not reported were too low to read and deemed to comply with FCC limit.

Total or partial reproduction of this document without permission of the Laboratory is not allowed.

BTF Testing Lab (Shenzhen) Co., Ltd.
F101, 201 and 301, Building 1, Block 2, Tantou Industrial Park, Tantou Community, Songgang Street, Bao'an District, Shenzhen, China

Test Mode: π/4 DQPSK TX Low									
Freq (MHz)	Read Level (dBuV/m)	Polar (H/V)	Antenna Factor (dB/m)	Cable loss(dB)	Amp Factor (dB)	Result (dBuV/m)	Limit (dBuV/m)	Margin (dB)	Remark
4804	48.57	V	33.93	10.18	34.26	58.42	74	-15.58	PK
4804	36.08	V	33.93	10.18	34.26	45.93	54	-8.07	AV
7206	/	/	/	/	/	/	/	/	/
9608	/	/	/	/	/	/	/	/	/
4804	47.60	H	33.93	10.18	34.26	57.45	74	-16.55	PK
4804	35.97	H	33.93	10.18	34.26	45.82	54	-8.18	AV
7206	/	/	/	/	/	/	/	/	/
9608	/	/	/	/	/	/	/	/	/
Test Mode: π/4 DQPSK TX Mid									
4882	49.51	V	33.95	10.20	34.26	59.40	74	-14.60	PK
4882	35.99	V	33.95	10.20	34.26	45.88	54	-8.12	AV
7323	/	/	/	/	/	/	/	/	/
9764	/	/	/	/	/	/	/	/	/
4882	48.93	H	33.95	10.20	34.26	58.82	74	-15.18	PK
4882	34.22	H	33.95	10.20	34.26	44.11	54	-9.89	AV
7323	/	/	/	/	/	/	/	/	/
9764	/	/	/	/	/	/	/	/	/
Test Mode: π/4 DQPSK TX High									
4960	47.69	V	33.98	10.22	34.25	57.64	74	-16.36	PK
4960	33.25	V	33.98	10.22	34.25	43.20	54	-10.80	AV
7440	/	/	/	/	/	/	/	/	/
9920	/	/	/	/	/	/	/	/	/
4960	46.45	H	33.98	10.22	34.25	56.40	74	-17.60	PK
4960	32.35	H	33.98	10.22	34.25	42.30	54	-11.70	AV
7440	/	/	/	/	/	/	/	/	/
9920	/	/	/	/	/	/	/	/	/

Note:

1, Result = Read level + Antenna factor + cable loss-Amp factor

2, All the other emissions not reported were too low to read and deemed to comply with FCC limit.

Total or partial reproduction of this document without permission of the Laboratory is not allowed.

BTF Testing Lab (Shenzhen) Co., Ltd.
F101, 201 and 301, Building 1, Block 2, Tantou Industrial Park, Tantou Community, Songgang Street, Bao'an District, Shenzhen, China

Test Mode: 8DPSK TX Low									
Freq (MHz)	Read Level (dBuV/m)	Polar (H/V)	Antenna Factor (dB/m)	Cable loss(dB)	Amp Factor (dB)	Result (dBuV/m)	Limit (dBuV/m)	Margin (dB)	Remark
4804	48.69	V	33.93	10.18	34.26	58.54	74	-15.46	PK
4804	36.80	V	33.93	10.18	34.26	46.65	54	-7.35	AV
7206	/	/	/	/	/	/	/	/	/
9608	/	/	/	/	/	/	/	/	/
4804	47.61	H	33.93	10.18	34.26	57.46	74	-16.54	PK
4804	35.62	H	33.93	10.18	34.26	45.47	54	-8.53	AV
7206	/	/	/	/	/	/	/	/	/
9608	/	/	/	/	/	/	/	/	/
Test Mode: 8DPSK TX Mid									
4882	49.01	V	33.95	10.20	34.26	58.90	74	-15.10	PK
4882	35.19	V	33.95	10.20	34.26	45.08	54	-8.92	AV
7323	/	/	/	/	/	/	/	/	/
9764	/	/	/	/	/	/	/	/	/
4882	48.63	H	33.95	10.20	34.26	58.52	74	-15.48	PK
4882	34.72	H	33.95	10.20	34.26	44.61	54	-9.39	AV
7323	/	/	/	/	/	/	/	/	/
9764	/	/	/	/	/	/	/	/	/
Test Mode: 8DPSK TX High									
4960	47.57	V	33.98	10.22	34.25	57.52	74	-16.48	PK
4960	33.78	V	33.98	10.22	34.25	43.73	54	-10.27	AV
7440	/	/	/	/	/	/	/	/	/
9920	/	/	/	/	/	/	/	/	/
4960	46.09	H	33.98	10.22	34.25	56.04	74	-17.96	PK
4960	32.42	H	33.98	10.22	34.25	42.37	54	-11.63	AV
7440	/	/	/	/	/	/	/	/	/
9920	/	/	/	/	/	/	/	/	/

Note:

1, Result = Read level + Antenna factor + cable loss-Amp factor

2, All the other emissions not reported were too low to read and deemed to comply with FCC limit.

Total or partial reproduction of this document without permission of the Laboratory is not allowed.

BTF Testing Lab (Shenzhen) Co., Ltd.
F101, 201 and 301, Building 1, Block 2, Tantou Industrial Park, Tantou Community, Songgang Street, Bao'an District, Shenzhen, China

7 Test Setup Photos

Conducted Emission at AC power line


Total or partial reproduction of this document without permission of the Laboratory is not allowed.

BTF Testing Lab (Shenzhen) Co., Ltd.
F101, 201 and 301, Building 1, Block 2, Tantou Industrial Park, Tantou Community, Songgang Street, Bao'an District, Shenzhen, China

Occupied Bandwidth
Maximum Conducted Output Power
Channel Separation
Number of Hopping Frequencies
Dwell Time
Emissions in non-restricted frequency bands



Band edge emissions (Radiated)
Emissions in restricted frequency bands (above 1GHz)



Total or partial reproduction of this document without permission of the Laboratory is not allowed.

BTF Testing Lab (Shenzhen) Co., Ltd.
F101, 201 and 301, Building 1, Block 2, Tantou Industrial Park, Tantou Community, Songgang Street, Bao'an District, Shenzhen, China

Emissions in restricted frequency bands (below 1GHz)


Total or partial reproduction of this document without permission of the Laboratory is not allowed.

BTF Testing Lab (Shenzhen) Co., Ltd.
F101, 201 and 301, Building 1, Block 2, Tantou Industrial Park, Tantou Community, Songgang Street, Bao'an District, Shenzhen, China

8 EUT Constructional Details (EUT Photos)

Please refer to the report No. BTF230710R00301

Total or partial reproduction of this document without permission of the Laboratory is not allowed.

BTF Testing Lab (Shenzhen) Co., Ltd.
F101, 201 and 301, Building 1, Block 2, Tantou Industrial Park, Tantou Community, Songgang Street, Bao'an District, Shenzhen, China

Appendix

Total or partial reproduction of this document without permission of the Laboratory is not allowed.

BTF Testing Lab (Shenzhen) Co., Ltd.
F101, 201 and 301, Building 1, Block 2, Tantou Industrial Park, Tantou Community, Songgang Street, Bao'an District, Shenzhen, China

1. Bandwidth

1.1 OBW

1.1.1 Test Result

TestMode	Antenna	Freq(MHz)	OCB [MHz]	FL[MHz]	FH[MHz]	Limit[MHz]	Verdict
DH5	Ant1	2402	0.752	2401.6254	2402.3776	---	---
		2441	0.761	2440.6224	2441.3836	---	---
		2480	0.761	2479.6134	2480.3746	---	---
2DH5	Ant1	2402	1.142	2401.4246	2402.5664	---	---
		2441	1.151	2440.4186	2441.5694	---	---
		2480	1.151	2479.4126	2480.5634	---	---
3DH5	Ant1	2402	1.151	2401.4246	2402.5754	---	---
		2441	1.151	2440.4246	2441.5754	---	---
		2480	1.148	2479.4186	2480.5664	---	---

Total or partial reproduction of this document without permission of the Laboratory is not allowed.

BTF Testing Lab (Shenzhen) Co., Ltd.
F101, 201 and 301, Building 1, Block 2, Tantou Industrial Park, Tantou Community, Songgang Street, Bao'an District, Shenzhen, China

1.1.2 Test Graph

DH5_Ant1_2402

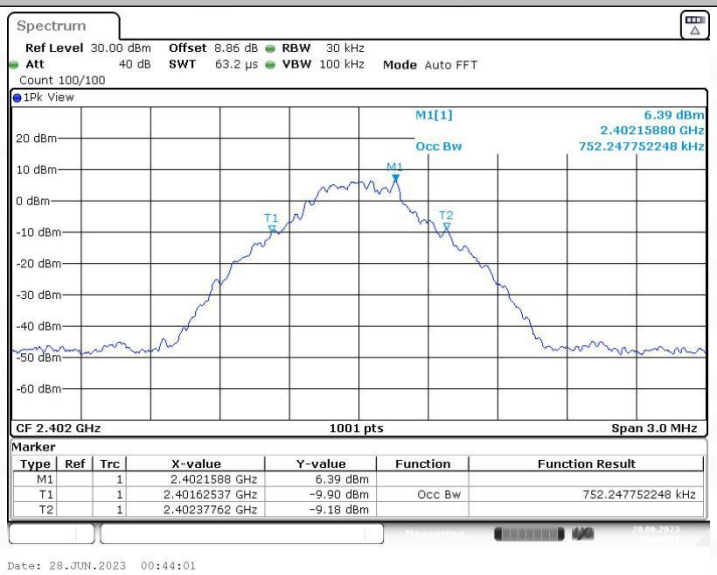

DH5_Ant1_2441

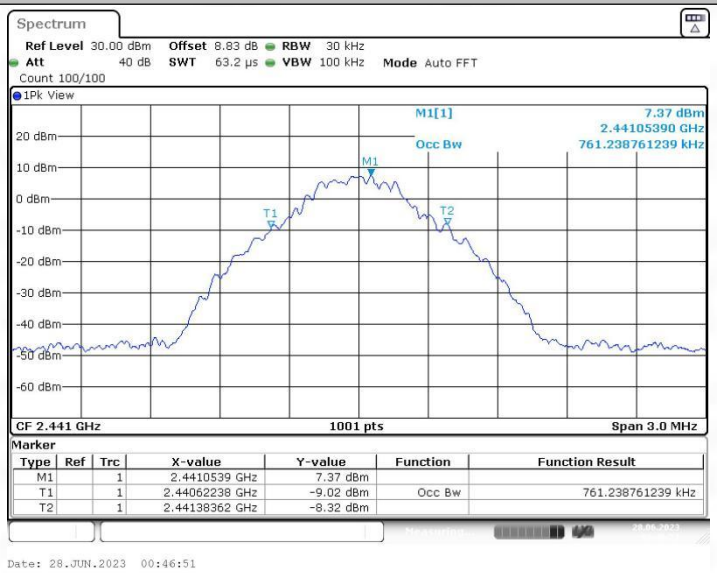

DH5_Ant1_2480

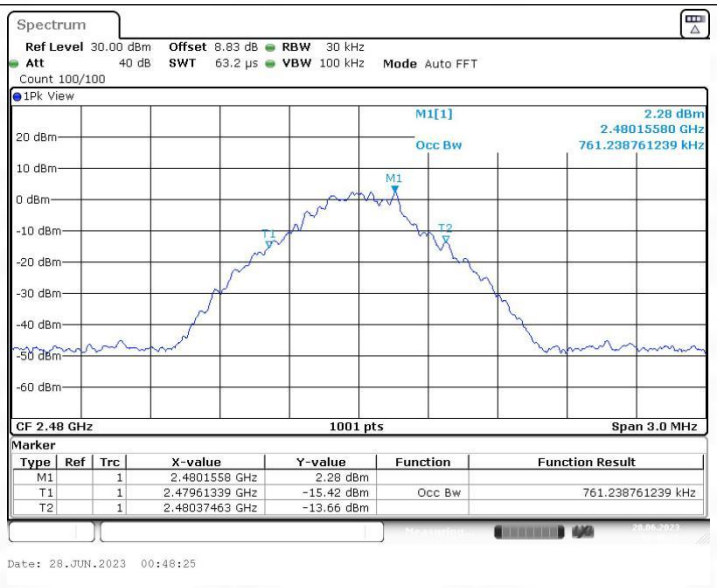

2DH5_Ant1_2402

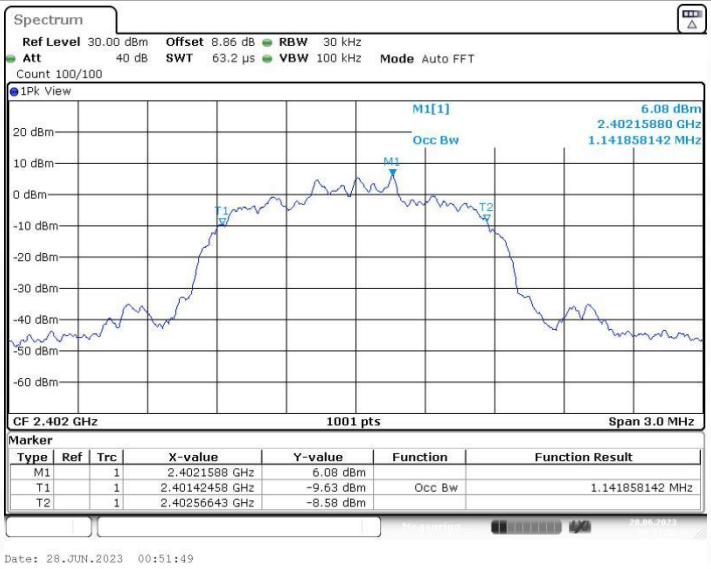

2DH5_Ant1_2441

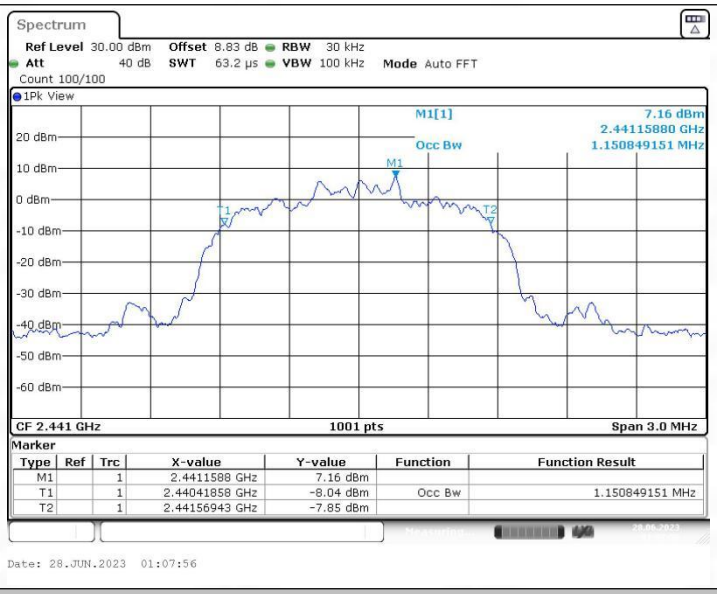

2DH5_Ant1_2480

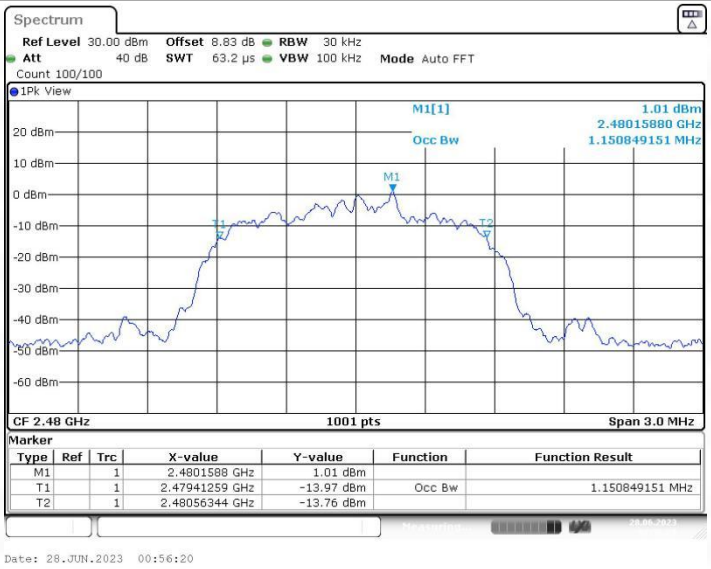

3DH5_Ant1_2402

Total or partial reproduction of this document without permission of the Laboratory is not allowed.

BTF Testing Lab (Shenzhen) Co., Ltd.
F101, 201 and 301, Building 1, Block 2, Tantou Industrial Park, Tantou Community, Songgang Street, Bao'an District, Shenzhen, China

3DH5_Ant1_2441

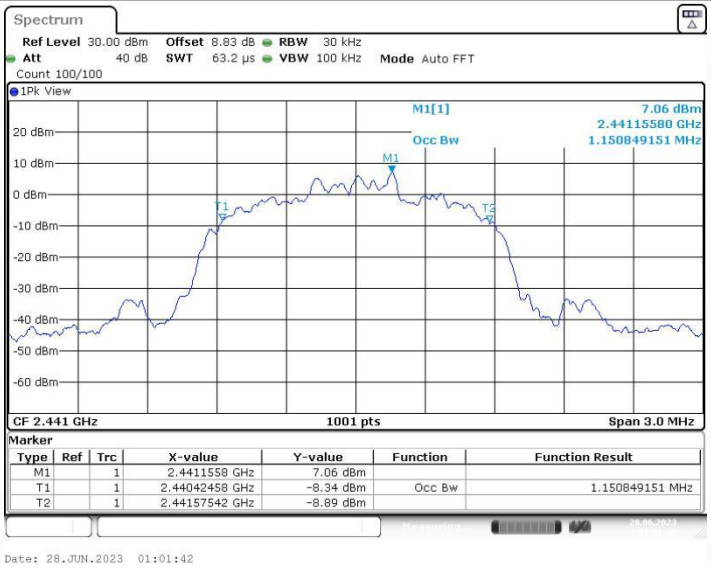

3DH5_Ant1_2480

Total or partial reproduction of this document without permission of the Laboratory is not allowed.

BTF Testing Lab (Shenzhen) Co., Ltd.
F101, 201 and 301, Building 1, Block 2, Tantou Industrial Park, Tantou Community, Songgang Street, Bao'an District, Shenzhen, China

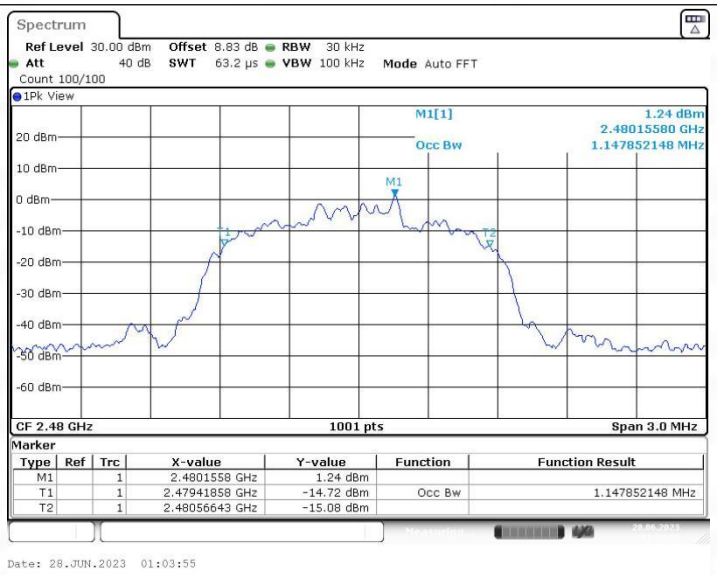
Spectrum
Ref Level 30.00 dBm Offset 8.83 dB RBW 30 kHz
Att 40 dB SWT 63.2 µs VBW 100 kHz Mode Auto FFT
Count 100/100
1Pk View
M1[1] 1.24 dBm
2.48015580 GHz
Occ Bw 1.147852148 MHz
20 dBm
10 dBm
0 dBm
-10 dBm
-20 dBm
-30 dBm
-40 dBm
-50 dBm
-60 dBm
M1
T1
T2
CF 2.48 GHz
1001 pts
Span 3.0 MHz
Marker
Type Ref Trc X-value Y-value Function Function Result
M1 1 2.4801558 GHz 1.24 dBm
T1 1 2.47941858 GHz -14.72 dBm Occ Bw 1.147852148 MHz
T2 1 2.48056643 GHz -15.08 dBm
Date: 28.JUN.2023 01:03:55

1.2 20dB BW

1.2.1 Test Result

TestMode	Antenna	Freq(MHz)	20dB EBW[MHz]	FL[MHz]	FH[MHz]	Limit[MHz]	Verdict
DH5	Ant1	2402	0.84	2401.57	2402.41	---	---
		2441	0.85	2440.56	2441.41	---	---
		2480	0.86	2479.54	2480.41	---	---
2DH5	Ant1	2402	1.27	2401.37	2402.64	---	---
		2441	1.28	2440.36	2441.64	---	---
		2480	1.26	2479.36	2480.62	---	---
3DH5	Ant1	2402	1.26	2401.36	2402.62	---	---
		2441	1.28	2440.35	2441.64	---	---
		2480	1.27	2479.35	2480.62	---	---

Total or partial reproduction of this document without permission of the Laboratory is not allowed.

BTF Testing Lab (Shenzhen) Co., Ltd.
F101, 201 and 301, Building 1, Block 2, Tantou Industrial Park, Tantou Community, Songgang Street, Bao'an District, Shenzhen, China

1.2.2 Test Graph

DH5_Ant1_2402

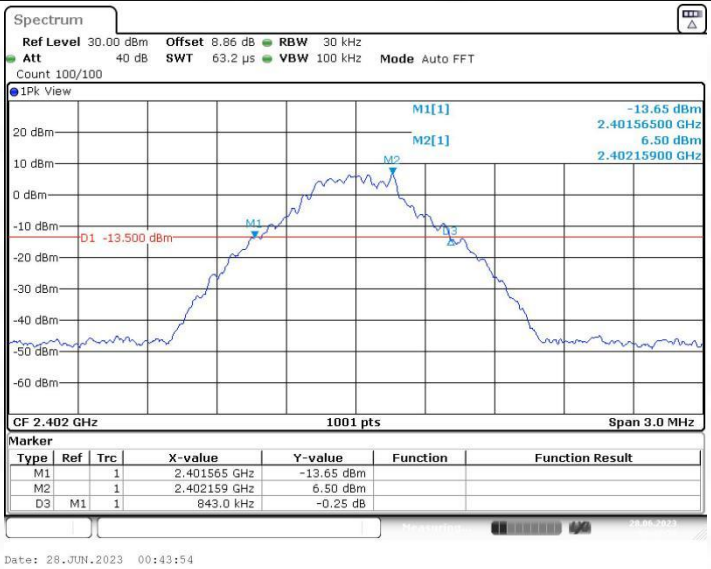

DH5_Ant1_2441

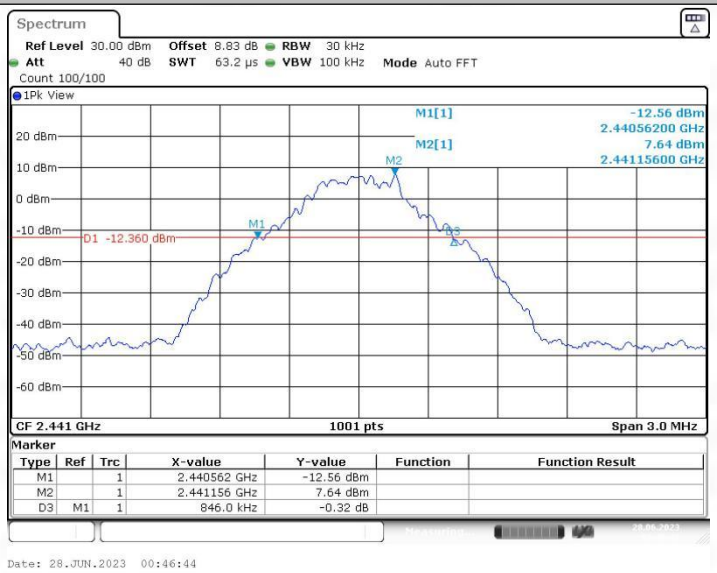

DH5_Ant1_2480

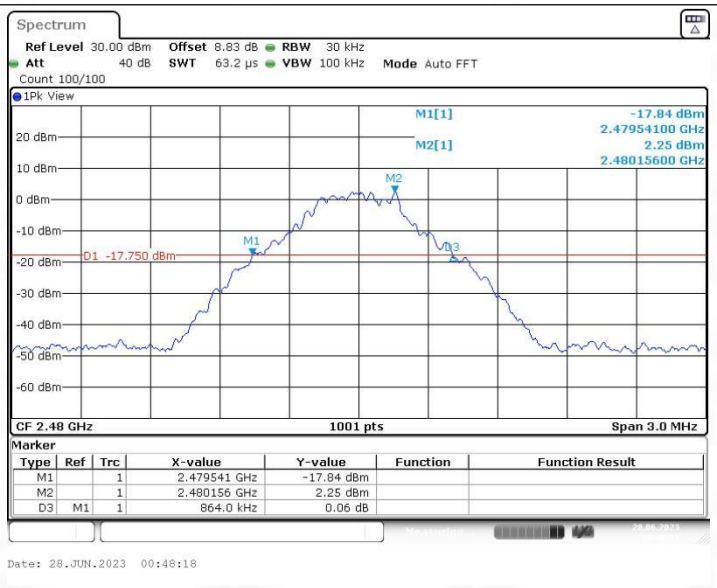

2DH5_Ant1_2402

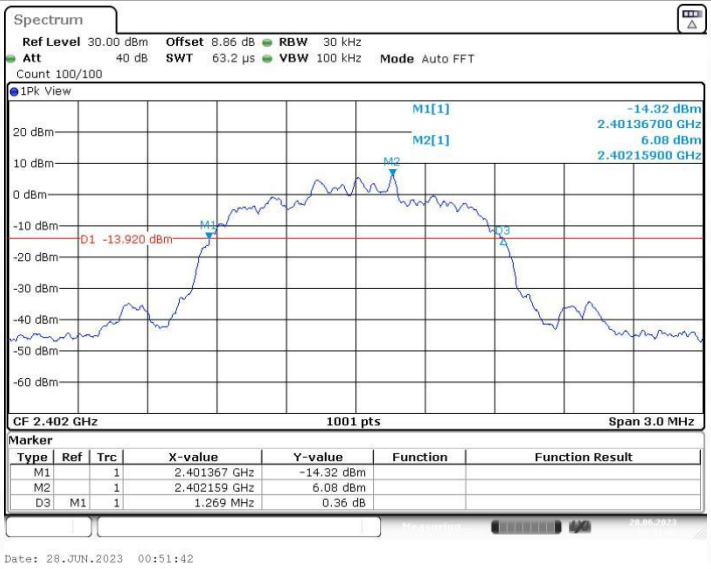

2DH5_Ant1_2441

Total or partial reproduction of this document without permission of the Laboratory is not allowed.

BTF Testing Lab (Shenzhen) Co., Ltd.
F101, 201 and 301, Building 1, Block 2, Tantou Industrial Park, Tantou Community, Songgang Street, Bao'an District, Shenzhen, China

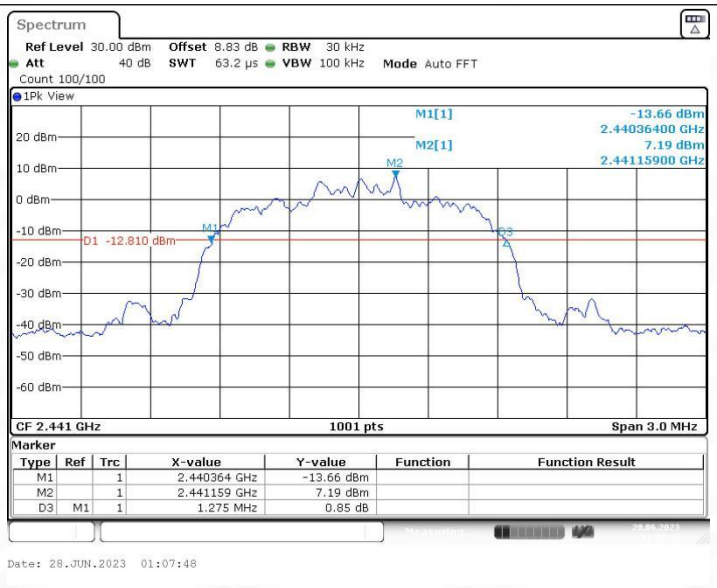

2DH5_Ant1_2480

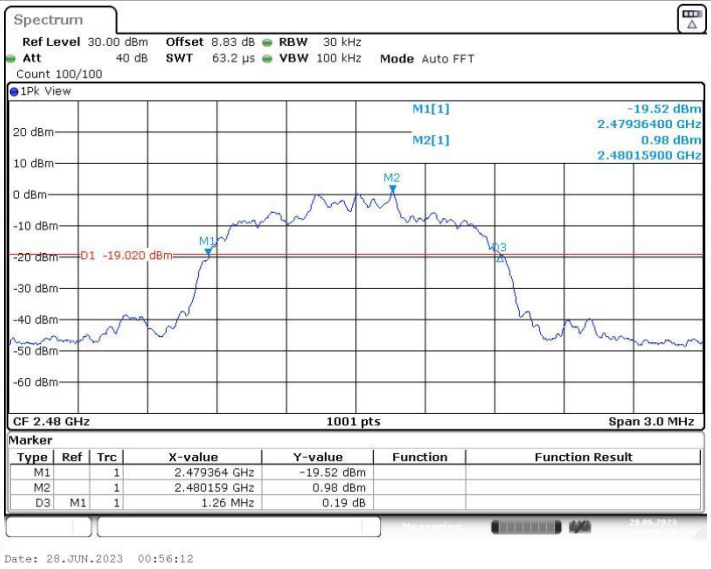

3DH5_Ant1_2402

Total or partial reproduction of this document without permission of the Laboratory is not allowed.

BTF Testing Lab (Shenzhen) Co., Ltd.
F101, 201 and 301, Building 1, Block 2, Tantou Industrial Park, Tantou Community, Songgang Street, Bao'an District, Shenzhen, China

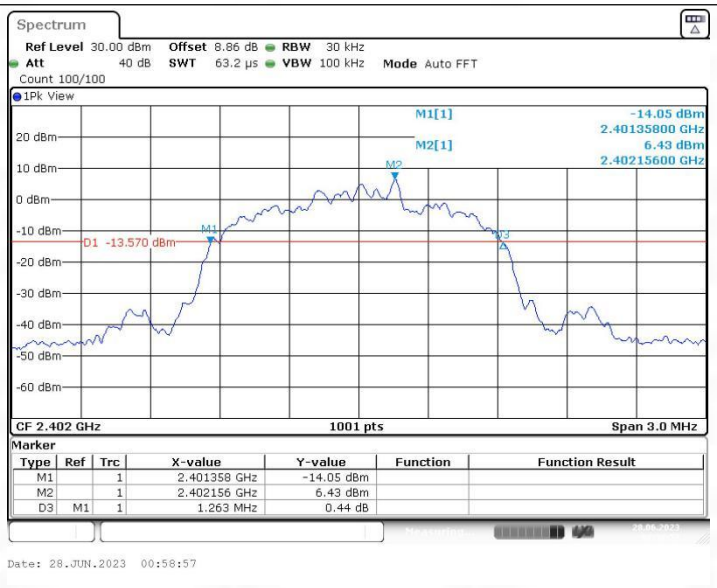

3DH5_Ant1_2441

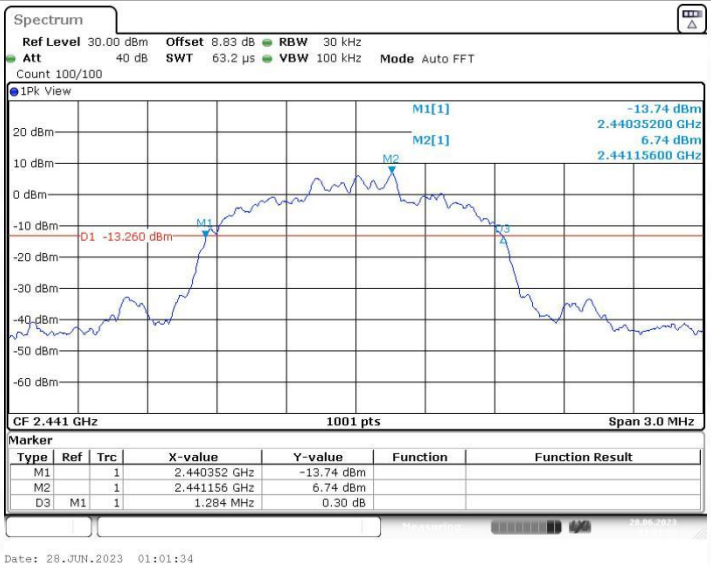

3DH5_Ant1_2480

Total or partial reproduction of this document without permission of the Laboratory is not allowed.

BTF Testing Lab (Shenzhen) Co., Ltd.
F101, 201 and 301, Building 1, Block 2, Tantou Industrial Park, Tantou Community, Songgang Street, Bao'an District, Shenzhen, China

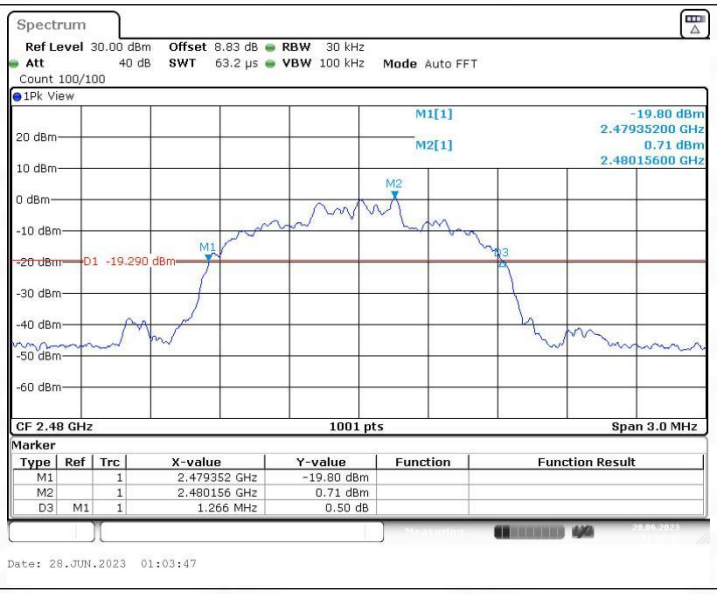
Spectrum
Ref Level 30.00 dBm Offset 8.83 dB RBW 30 kHz
Att 40 dB SWT 63.2 µs VBW 100 kHz Mode Auto FFT
Count 100/100
1Pk View
M1[1] -19.80 dBm
2.47935200 GHz
M2[1] 0.71 dBm
2.48015600 GHz
20 dBm
10 dBm
0 dBm
-10 dBm
-20 dBm
-30 dBm
-40 dBm
-50 dBm
-60 dBm
D1 -19.290 dBm
M1
M2
D3
CF 2.48 GHz
1001 pts
Span 3.0 MHz
Marker
Type Ref Trc X-value Y-value Function Function Result
M1 1 2.479352 GHz -19.80 dBm
M2 1 2.480156 GHz 0.71 dBm
D3 M1 1 1.266 MHz 0.50 dB
Date: 28.JUN.2023 01:03:47

2. Maximum Conducted Output Power

2.1 Power

2.1.1 Test Result

Test Mode	Antenna	Freq(MHz)	Conducted Peak Powert[dBm]	Conducted Limit[dBm]	Verdict
DH5	Ant1	2402	9.42	≤30	PASS
		2441	10.48	≤30	PASS
		2480	5.38	≤30	PASS
2DH5	Ant1	2402	9.44	≤20.97	PASS
		2441	10.33	≤20.97	PASS
		2480	4.33	≤20.97	PASS
3DH5	Ant1	2402	9.13	≤20.97	PASS
		2441	10.19	≤20.97	PASS
		2480	4.24	≤20.97	PASS

Total or partial reproduction of this document without permission of the Laboratory is not allowed.

BTF Testing Lab (Shenzhen) Co., Ltd.
F101, 201 and 301, Building 1, Block 2, Tantou Industrial Park, Tantou Community, Songgang Street, Bao'an District, Shenzhen, China

2.1.2 Test Graph

DH5_Ant1_2402

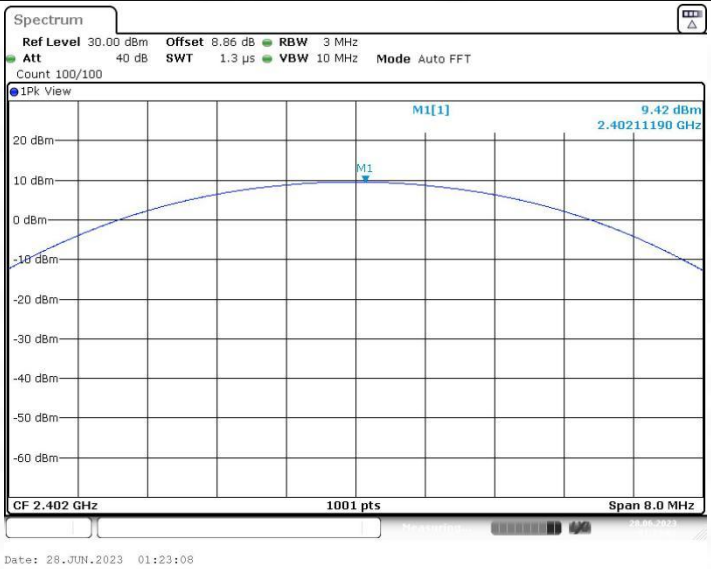

DH5_Ant1_2441

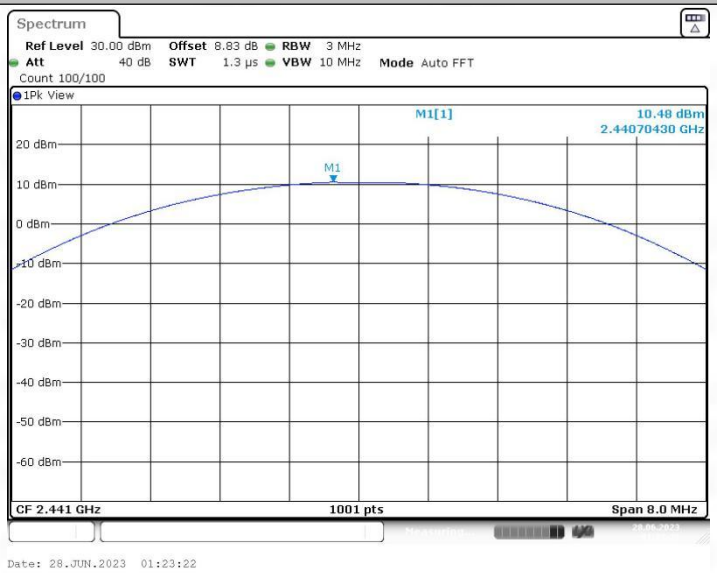

DH5_Ant1_2480

Total or partial reproduction of this document without permission of the Laboratory is not allowed.

BTF Testing Lab (Shenzhen) Co., Ltd.
F101, 201 and 301, Building 1, Block 2, Tantou Industrial Park, Tantou Community, Songgang Street, Bao'an District, Shenzhen, China

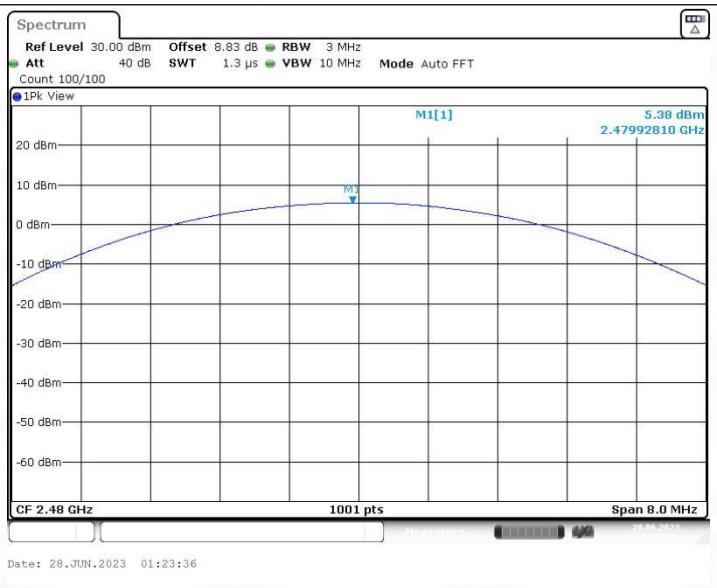

2DH5_Ant1_2402

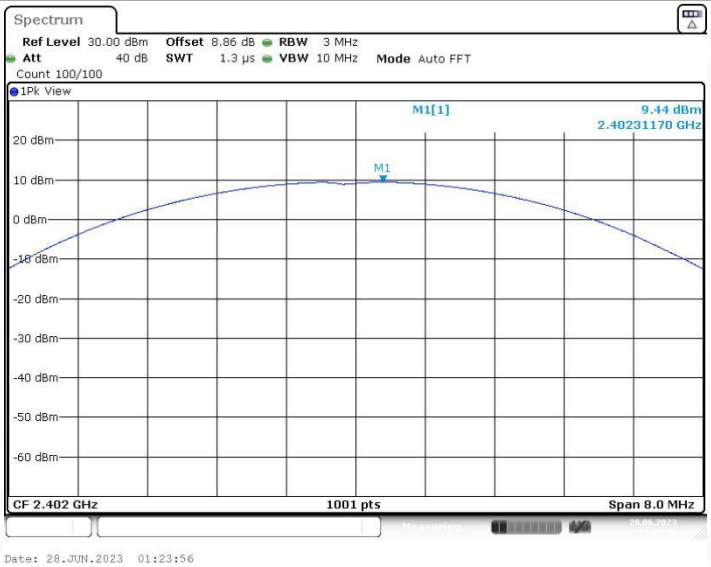

2DH5_Ant1_2441

Total or partial reproduction of this document without permission of the Laboratory is not allowed.

BTF Testing Lab (Shenzhen) Co., Ltd.
F101, 201 and 301, Building 1, Block 2, Tantou Industrial Park, Tantou Community, Songgang Street, Bao'an District, Shenzhen, China

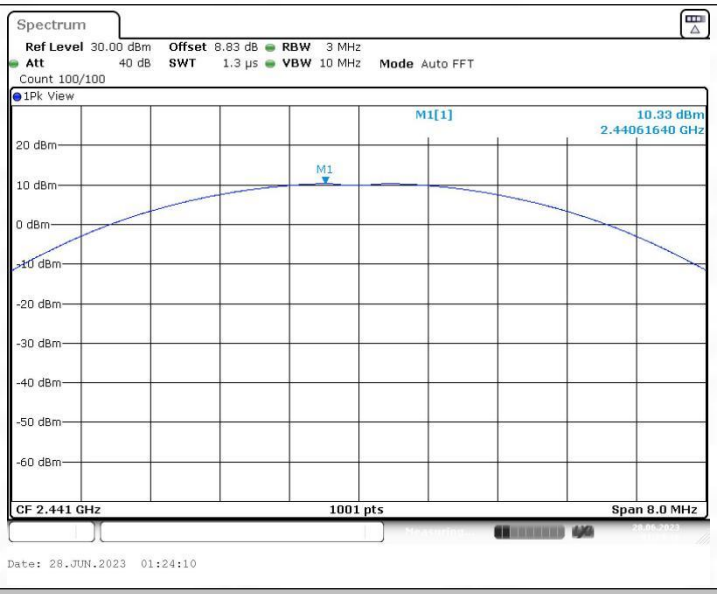

2DH5_Ant1_2480

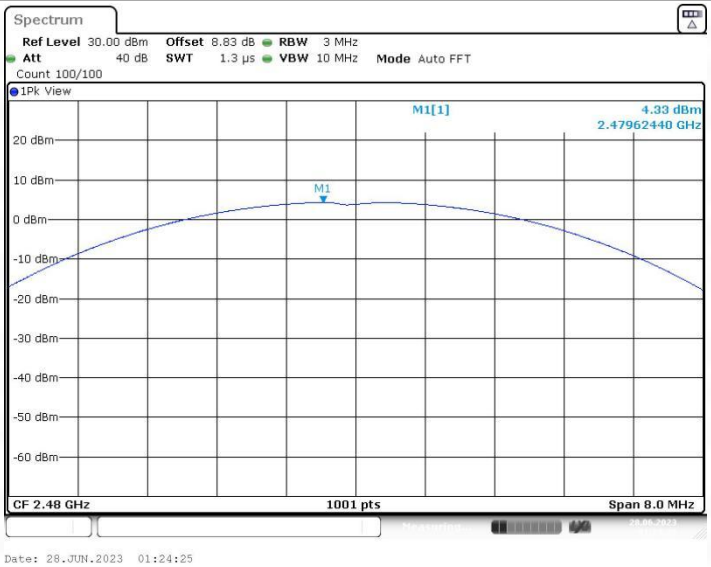

3DH5_Ant1_2402

Total or partial reproduction of this document without permission of the Laboratory is not allowed.

BTF Testing Lab (Shenzhen) Co., Ltd.
F101, 201 and 301, Building 1, Block 2, Tantou Industrial Park, Tantou Community, Songgang Street, Bao'an District, Shenzhen, China

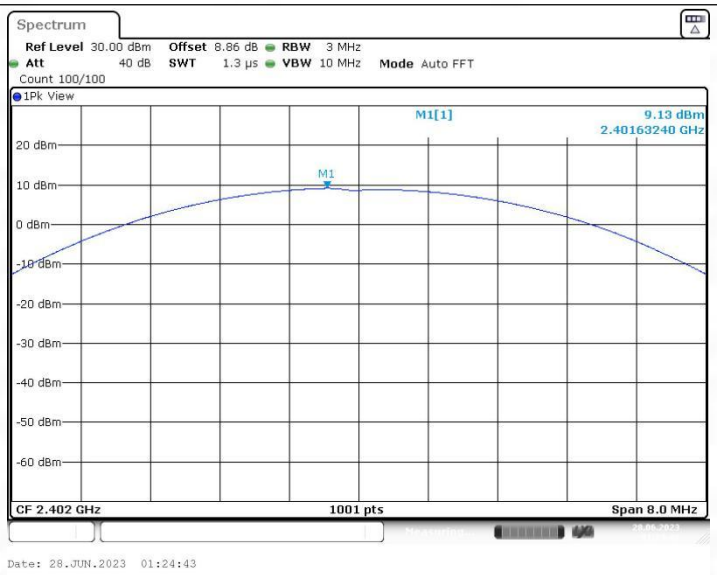

3DH5_Ant1_2441

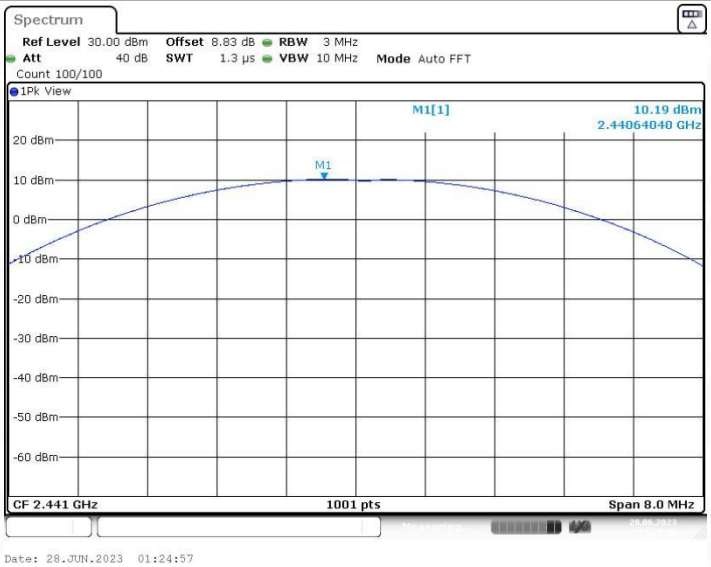

3DH5_Ant1_2480

Total or partial reproduction of this document without permission of the Laboratory is not allowed.

BTF Testing Lab (Shenzhen) Co., Ltd.
F101, 201 and 301, Building 1, Block 2, Tantou Industrial Park, Tantou Community, Songgang Street, Bao'an District, Shenzhen, China

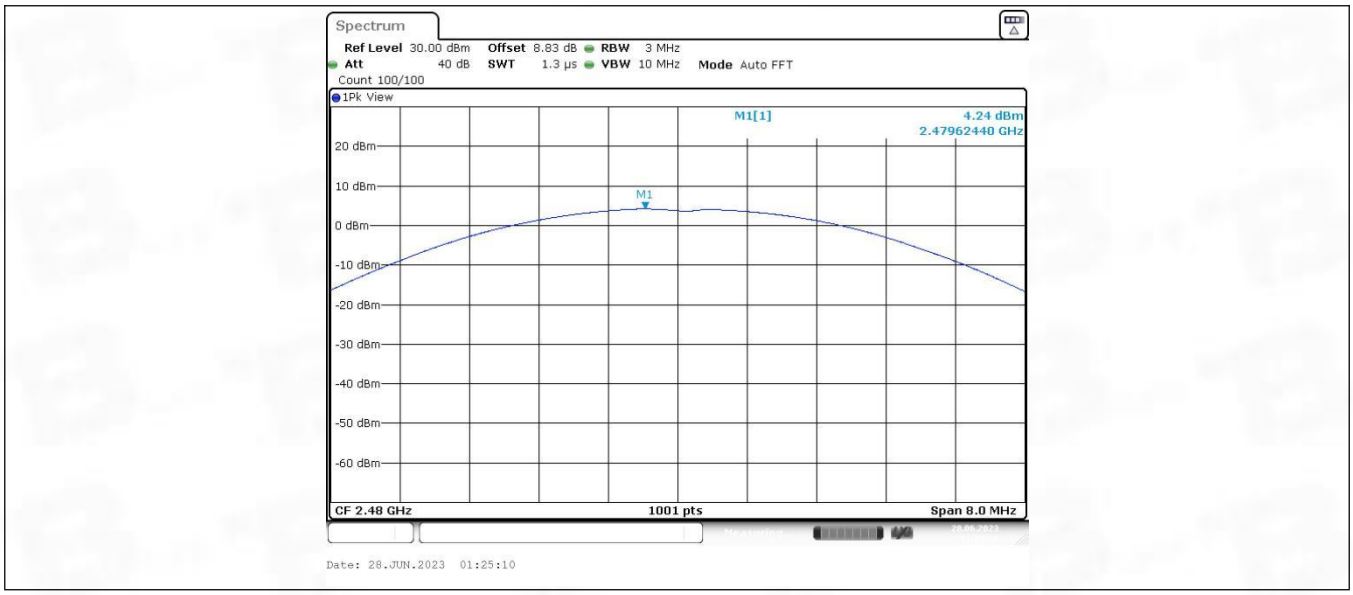
Spectrum
Ref Level 30.00 dBm Offset 8.83 dB RBW 3 MHz
Att 40 dB SWT 1.3 µs VBW 10 MHz Mode Auto FFT
Count 100/100
1Pk View
M1[1] 4.24 dBm
2.47962440 GHz
M1
20 dBm
10 dBm
0 dBm
-10 dBm
-20 dBm
-30 dBm
-40 dBm
-50 dBm
-60 dBm
CF 2.48 GHz
1001 pts
Span 8.0 MHz
Date: 28.JUN.2023 01:25:10

3. Carrier Frequency Separation

3.1 Ant1

3.1.1 Test Result

TestMode	Antenna	Freq(MHz)	Result[MHz]	Limit[MHz]	Verdict
DH5	Ant1	Hop	1.003	≥0.860	PASS
2DH5	Ant1	Hop	1.012	≥0.853	PASS
3DH5	Ant1	Hop	0.991	≥0.853	PASS

Total or partial reproduction of this document without permission of the Laboratory is not allowed.

BTF Testing Lab (Shenzhen) Co., Ltd.
F101, 201 and 301, Building 1, Block 2, Tantou Industrial Park, Tantou Community, Songgang Street, Bao'an District, Shenzhen, China

3.1.2 Test Graph

DH5_Ant1_Hop

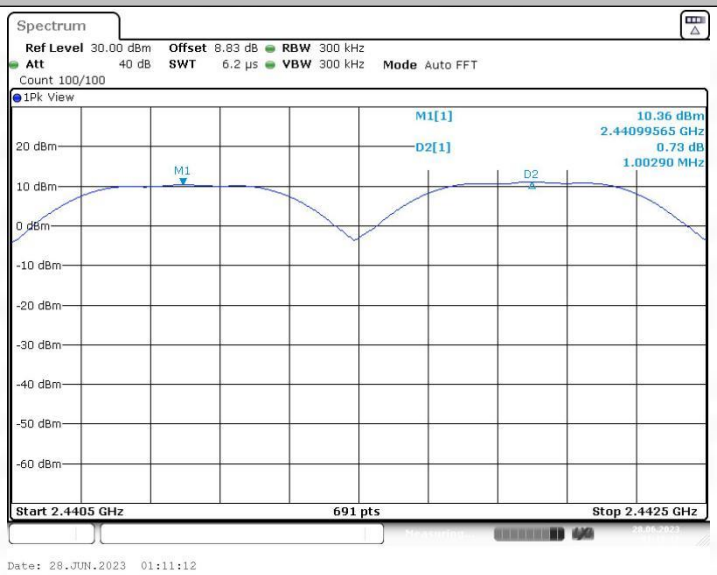

2DH5_Ant1_Hop

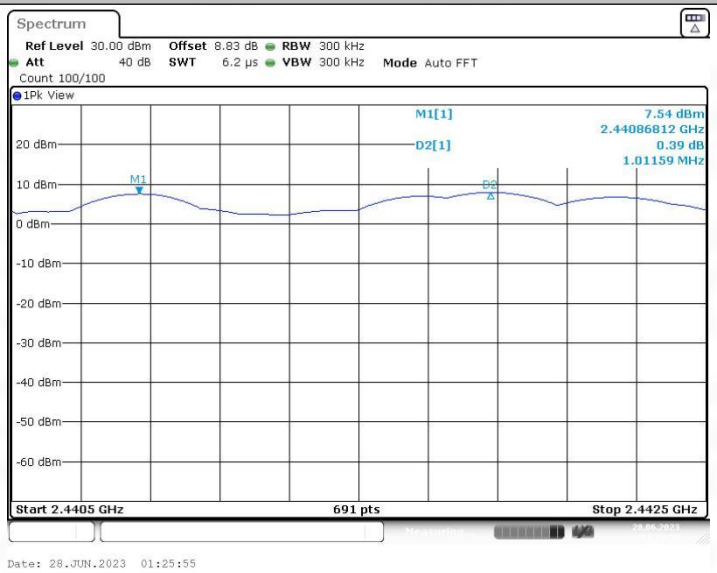

3DH5_Ant1_Hop

Total or partial reproduction of this document without permission of the Laboratory is not allowed.

BTF Testing Lab (Shenzhen) Co., Ltd.
F101, 201 and 301, Building 1, Block 2, Tantou Industrial Park, Tantou Community, Songgang Street, Bao'an District, Shenzhen, China

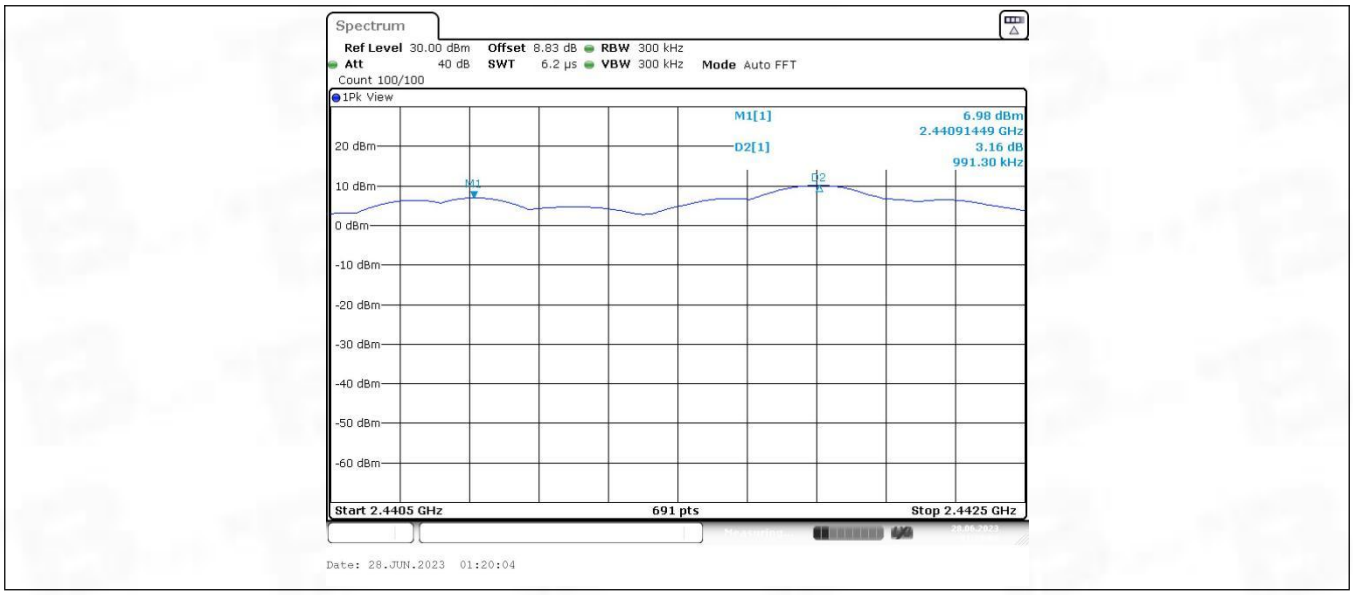
Spectrum
Ref Level 30.00 dBm Offset 8.83 dB RBW 300 kHz
Att 40 dB SWT 6.2 µs VBW 300 kHz Mode Auto FFT
Count 100/100
1Pk View
M1[1] 6.98 dBm
2.44091449 GHz
D2[1] 3.16 dB
991.30 kHz
20 dBm
10 dBm
0 dBm
-10 dBm
-20 dBm
-30 dBm
-40 dBm
-50 dBm
-60 dBm
Start 2.4405 GHz
691 pts
Stop 2.4425 GHz
Date: 28.JUN.2023 01:20:04

4. Number of Hopping Frequencies

4.1 HoppNum

4.1.1 Test Result

Mode	Frequency (MHz)	Packet Type	Num of Hopping Frequencies		Verdict
			ANT1	Limit	
GFSK	HOPP	DH5	79	>=15	Pass
Pi/4DQPSK	HOPP	2DH5	79	>=15	Pass
8DPSK	HOPP	3DH5	79	>=15	Pass

Total or partial reproduction of this document without permission of the Laboratory is not allowed.

BTF Testing Lab (Shenzhen) Co., Ltd.
F101, 201 and 301, Building 1, Block 2, Tantou Industrial Park, Tantou Community, Songgang Street, Bao'an District, Shenzhen, China