Measurement Results

1-9720/19-01-03_log1_conducted

Test logging

This addendum is electronically signed and valid without handwritten signature.
For verification of the electronic signatures, the public keys can be requested at the testing laboratory.

Document authorized:

cn=Michael Dorongovski, o=CTC advanced GmbH, ou=DOR-210422, email=Michael.Dorongovski@ctcadvanced.com, c=DE
2022.04.01 09:28:09 +02'00'

Mihail Dorongovskij
Lab Manager
Radio Communications

Table of Content

EUT Summary 3
1. FCC Part 15.247 Maximum Peak Conducted Output Power DTS ~ BT LE 1 Msps 4
2. FCC Part 15.247 Maximum Peak Conducted Output Power DTS ~ BT LE 2 Msps 11
3. FCC Part 15.247 Maximum Peak Conducted Output Power DTS ~ BT LE coded S8 18
4. FCC Part 15.247 Maximum Peak Conducted Output Power DTS ~ BT LE coded S2 25
5. FCC Part 15.247 Bandwidth 6dB DTS ~ BT LE 1 Msps 32
6. FCC Part 15.247 Bandwidth 6dB DTS ~ BT LE 2 Msps 36
7. FCC Part 15.247 Bandwidth 6dB DTS ~ BT LE coded S8 40
8. FCC Part 15.247 Bandwidth 6dB DTS ~ BT LE coded S2 44
9. FCC Part 15.247 Peak Power Spectral Density DTS ~ BT LE 1 Msps 48
10. FCC Part 15.247 Peak Power Spectral Density DTS ~ BT LE 2 Msps 52
11. FCC Part 15.247 Peak Power Spectral Density DTS ~ BT LE coded S8 56
12. FCC Part 15.247 Peak Power Spectral Density DTS ~ BT LE coded S2 60
13. FCC Part 15.247 Bandwidth 99PCT-20dB ~ BT LE 1 Msps 64
14. FCC Part 15.247 Bandwidth 99PCT-20dB ~ BT LE 2 Msps 71
15. FCC Part 15.247 Bandwidth 99PCT-20dB ~ BT LE coded S8 78
16. FCC Part 15.247 Bandwidth 99PCT-20dB ~ BT LE coded S2 85
17. FCC Part 15.247 TX Spurious Conduced ~ BT LE 1 Msps 92
18. FCC Part 15.247 TX Spurious Conduced ~ BT LE 2 Msps 96
19. FCC Part 15.247 TX Spurious Conduced ~ BT LE coded S8 100
20. FCC Part 15.247 TX Spurious Conduced ~ BT LE coded S2 104
21. Common2G4 Peak OP 3MHz/3MHz ~ BT LE 1 Msps 108

EUT Summary

IUT DEFINITION & Common settings	
Manufacturer	ANDRITZ AG
Type	Metris Vibe
Serial No. | Setup No.	Conducted Sample 1
SW Version | HW Version	1.2.0 | NI
Comment 1 | 2	|
Tlow | Tmid | Thigh [°C]	-40 | 20 | +85
Vlow | Vmid | Vhigh [V] @Imax [A]	3 | 3 | 3 @1
Auto Control enabled Power Supply | Climatic Box	No | No
Antenna Gain [dBi] (only considered if explicitly mentioned in testresult)	0
Additional Path Loss [dB]	0.7

IUT Common Settings BT Low Energy	
Intermodulation Value N	3
Image Freq. Low | Mid | High [MHz]	0 | 0 | 0
Power Class	2
1 Mbps supported	True | TXpayload 255 | RXpayload 255
2 Mbps supported	True | TXpayload 255 | RXpayload 255
Longrange S8 supported	True | TXpayload 255 | RXpayload 255
Longrange S2 supported	True | TXpayload 255 | RXpayload 255
Signaling Settings	USB_RS232 | HCI | 10 | 115200 | None | S1 | None | On
Signaling RF Settings	RF1com | 0 | 0 | On |
User Interaction	No
Switch Matrix & Pathcompensation enabled	Yes

1. FCC Part 15.247 Maximum Peak Conducted Output Power DTS ~ BT LE 1 Msps

Test References	
TC Start	06.10.2020 16:25:54
Ambit Temp [°C] | Humidity [rel%]	25.0 | 41
System Version	1.0.0.51
Test Specification	FCC Part 15.247
Test Method	DTS: KDB 558074 D01 V05 - Chapter 8.3.1.1 RBW ≥ DTS Bandwidth
Class / TC Version	TC_VM_FCC15247_Maximum_Peak_Conducted_Output_Power_DTS_V01 Version: 0.0.1
My Description	FCC 15.247 Maximum Peak Output Power Conducted DTS - BT LE 1 Msps
Add. Information	

Test Parameter	
Technology to test	BT LE 1 Msps
Antenna Port used	1
Temperature	mid
Voltage	mid
Frequency low to test	True | Freq [MHz] 2402
Frequency mid to test	True | Freq [MHz] 2440
Frequency high to test	True | Freq [MHz] 2480
Switched Path	IUT - SignalingUnit - SpectrumAnalyzer
Devices in use	SigBT: Rohde&Schwarz,CMW,1201.0002k75/100683,3.7.170 | SA: Rohde&Schwarz,FSV-30,1321.3008K30/103809,3.60

Test at TX 2402 MHz

DTM Connection check					
Test Description	Lower Limit	Upper Limit	Measured	Unit	Verdict
Connection result	---	---	---	---	PASS

READ SA SETTINGS:	
RefLevel [dBm] | RefLevelOffset [dB] | InpAtt [dB]	6.14 | 10.79 | 15
Start [MHz] | Stop [MHz]	2401.000 | 2403.000
RBW [MHz] | VBW [MHz]	0.100000 | 0.300000
Detector | TraceMode	POS | MAXH
Sweep: Time [ms] | Count | Points per Section | Type	50 | 200 | 10001 | SWE

DTS Bandwidth					
Test Description	Lower Limit	Upper Limit	Measured	Unit	Verdict
DTS Bandwidth (6dB)	---	---	712	kHz	INFO

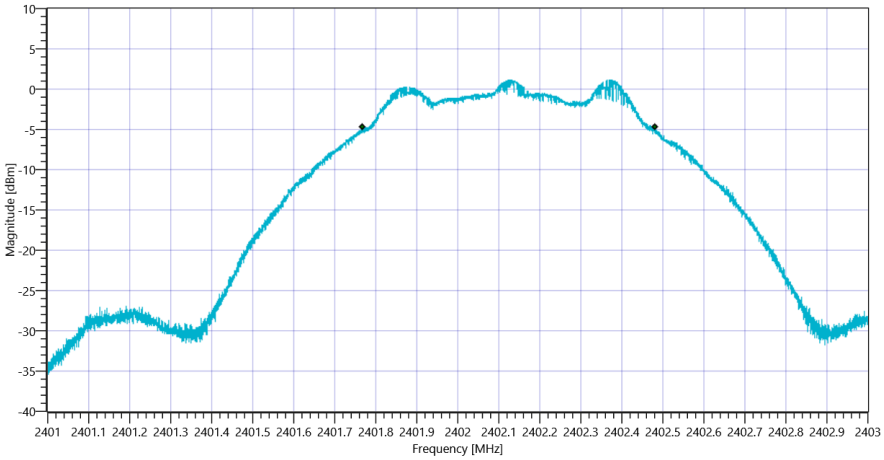

Plot_FCC Part 15.247 Maximum Peak Conducted Output Power DTS ~ BT LE 1 Msps DTS BW_06102020_162622.png

READ SA SETTINGS:	
RefLevel [dBm] | RefLevelOffset [dB] | InpAtt [dB]	11.14 | 10.79 | 20
Start [MHz] | Stop [MHz]	2401.000 | 2403.000
RBW [MHz] | VBW [MHz]	1.000000 | 5.000000
Detector | TraceMode	POS | MAXH
Sweep: Time [ms] | Count | Points per Section | Type	50 | 200 | 1001 | SWE

RESULT					
Test Description	Lower Limit	Upper Limit	Measured	Unit	Verdict
Peak Power	---	30.00	1.21	dBm	PASS
Peak Power	---	1000	1.321296	mW	PASS
Frequency at Peak	---	---	2402.11	MHz	INFO

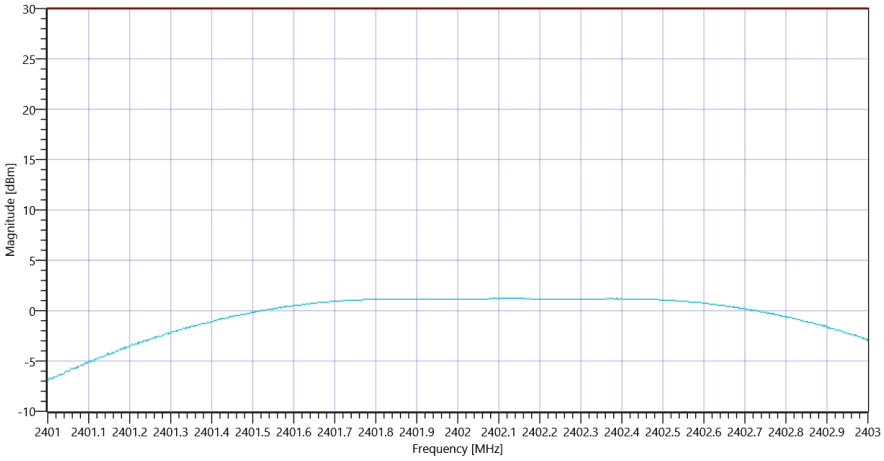

Plot_FCC Part 15.247 Maximum Peak Conducted Output Power DTS ~ BT LE 1 Msps_06102020_162637.png

Test at TX 2440 MHz

DTM Connection check					
Test Description	Lower Limit	Upper Limit	Measured	Unit	Verdict
Connection result	---	---	---	---	PASS

READ SA SETTINGS:	
RefLevel [dBm] | RefLevelOffset [dB] | InpAtt [dB]	5.35 | 10.8 | 10
Start [MHz] | Stop [MHz]	2439.000 | 2441.000
RBW [MHz] | VBW [MHz]	0.100000 | 0.300000
Detector | TraceMode	POS | MAXH
Sweep: Time [ms] | Count | Points per Section | Type	50 | 200 | 10001 | SWE

DTS Bandwidth					
Test Description	Lower Limit	Upper Limit	Measured	Unit	Verdict
DTS Bandwidth (6dB)	---	---	720	kHz	INFO

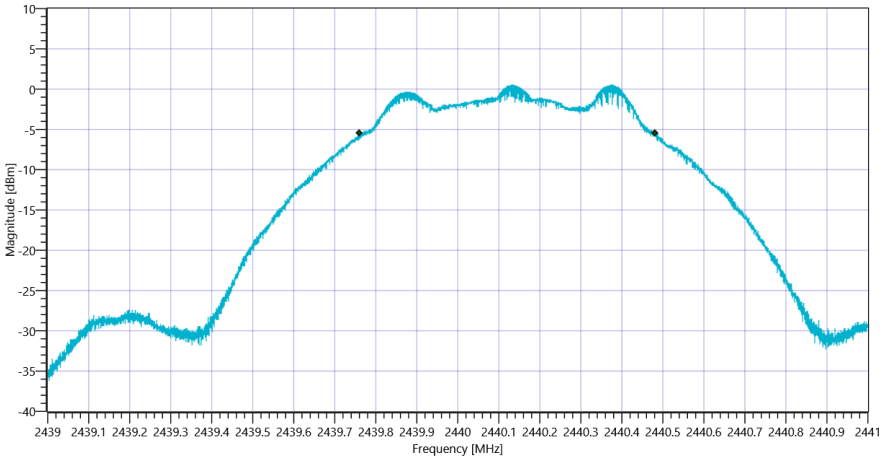

Plot_FCC Part 15.247 Maximum Peak Conducted Output Power DTS ~ BT LE 1 Msps DTS BW_06102020_162703.png

READ SA SETTINGS:	
RefLevel [dBm] | RefLevelOffset [dB] | InpAtt [dB]	10.35 | 10.8 | 15
Start [MHz] | Stop [MHz]	2439.000 | 2441.000
RBW [MHz] | VBW [MHz]	1.000000 | 5.000000
Detector | TraceMode	POS | MAXH
Sweep: Time [ms] | Count | Points per Section | Type	50 | 200 | 1001 | SWE

RESULT					
Test Description	Lower Limit	Upper Limit	Measured	Unit	Verdict
Peak Power	---	30.00	0.4	dBm	PASS
Peak Power	---	1000	1.096478	mW	PASS
Frequency at Peak	---	---	2440.136	MHz	INFO

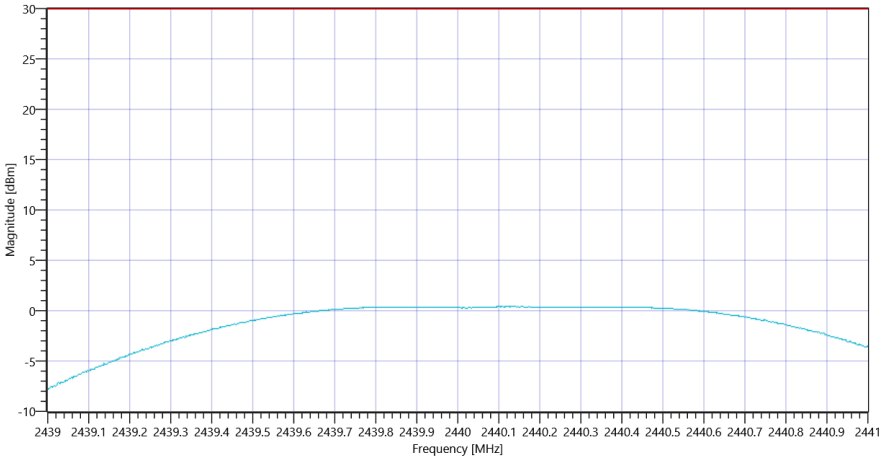

Plot_FCC Part 15.247 Maximum Peak Conducted Output Power DTS ~ BT LE 1 Msps_06102020_162720.png

Test at TX 2480 MHz

DTM Connection check					
Test Description	Lower Limit	Upper Limit	Measured	Unit	Verdict
Connection result	---	---	---	---	PASS

READ SA SETTINGS:	
RefLevel [dBm] | RefLevelOffset [dB] | InpAtt [dB]	4.11 | 10.85 | 10
Start [MHz] | Stop [MHz]	2479.000 | 2481.000
RBW [MHz] | VBW [MHz]	0.100000 | 0.300000
Detector | TraceMode	POS | MAXH
Sweep: Time [ms] | Count | Points per Section | Type	50 | 200 | 10001 | SWE

DTS Bandwidth					
Test Description	Lower Limit	Upper Limit	Measured	Unit	Verdict
DTS Bandwidth (6dB)	---	---	724	kHz	INFO

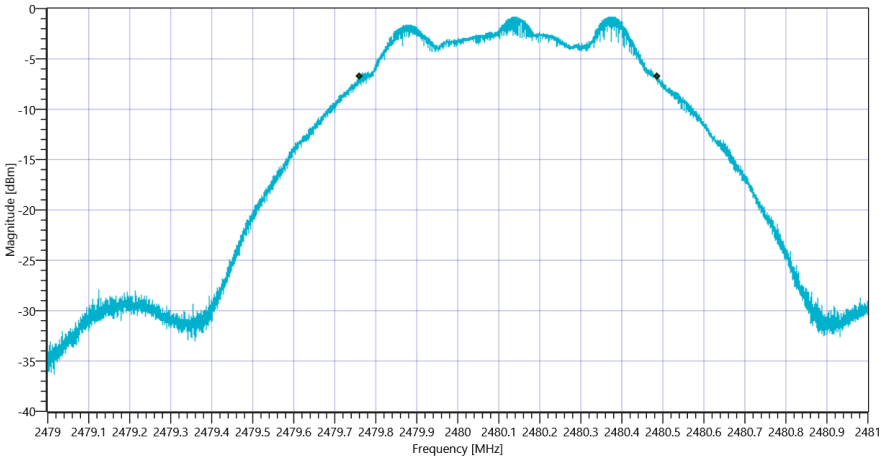

Plot_FCC Part 15.247 Maximum Peak Conducted Output Power DTS ~ BT LE 1 Msps DTS BW_06102020_162746.png

READ SA SETTINGS:	
RefLevel [dBm] | RefLevelOffset [dB] | InpAtt [dB]	9.11 | 10.85 | 15
Start [MHz] | Stop [MHz]	2479.000 | 2481.000
RBW [MHz] | VBW [MHz]	1.000000 | 5.000000
Detector | TraceMode	POS | MAXH
Sweep: Time [ms] | Count | Points per Section | Type	50 | 200 | 1001 | SWE

RESULT					
Test Description	Lower Limit	Upper Limit	Measured	Unit	Verdict
Peak Power	---	30.00	-0.83	dBm	PASS
Peak Power	---	1000	0.826038	mW	PASS
Frequency at Peak	---	---	2480.152	MHz	INFO

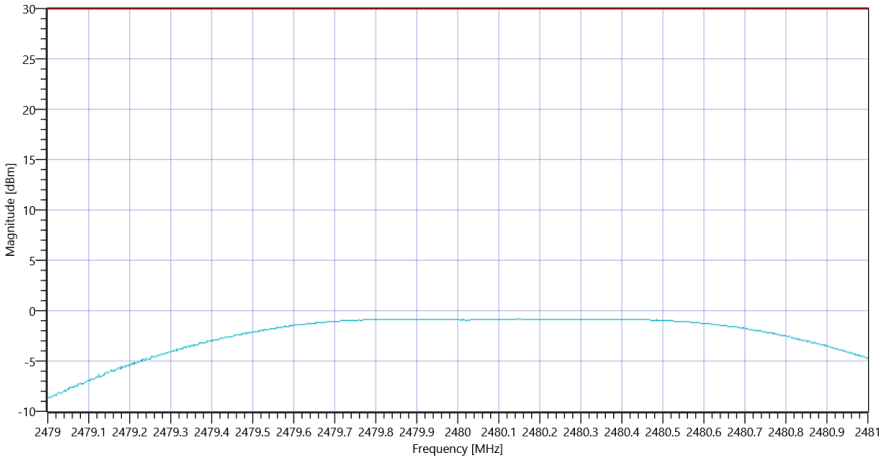

Plot_FCC Part 15.247 Maximum Peak Conducted Output Power DTS ~ BT LE 1 Msps_06102020_162802.png

TEST FINISHED		
General Verdict	06.10.2020 16:28:03 / RT: 128 s	PASS

2. FCC Part 15.247 Maximum Peak Conducted Output Power DTS ~ BT LE 2 Msps

Test References	
TC Start	06.10.2020 16:48:52
Ambit Temp [°C] | Humidity [rel%]	24.8 | 42
System Version	1.0.0.51
Test Specification	FCC Part 15.247
Test Method	DTS: KDB 558074 D01 V05 - Chapter 8.3.1.1 RBW ≥ DTS Bandwidth
Class / TC Version	TC_VM_FCC15247_Maximum_Peak_Conducted_Output_Power_DTS_V01 Version: 0.0.1
My Description	FCC 15.247 Maximum Peak Output Power Conducted DTS - BT LE 2 Msps
Add. Information	

Test Parameter	
Technology to test	BT LE 2 Msps
Antenna Port used	1
Temperature	mid
Voltage	mid
Frequency low to test	True | Freq [MHz] 2402
Frequency mid to test	True | Freq [MHz] 2440
Frequency high to test	True | Freq [MHz] 2480
Switched Path	IUT - SignalingUnit - SpectrumAnalyzer
Devices in use	SigBT: Rohde&Schwarz,CMW,1201.0002k75/100683,3.7.170 | SA: Rohde&Schwarz,FSV-30,1321.3008K30/103809,3.60

Test at TX 2402 MHz

DTM Connection check					
Test Description	Lower Limit	Upper Limit	Measured	Unit	Verdict
Connection result	---	---	---	---	PASS

READ SA SETTINGS:	
RefLevel [dBm] | RefLevelOffset [dB] | InpAtt [dB]	6.14 | 10.79 | 15
Start [MHz] | Stop [MHz]	2399.700 | 2404.300
RBW [MHz] | VBW [MHz]	0.100000 | 0.300000
Detector | TraceMode	POS | MAXH
Sweep: Time [ms] | Count | Points per Section | Type	50 | 200 | 10001 | SWE

DTS Bandwidth					
Test Description	Lower Limit	Upper Limit	Measured	Unit	Verdict
DTS Bandwidth (6dB)	---	---	1162	kHz	INFO

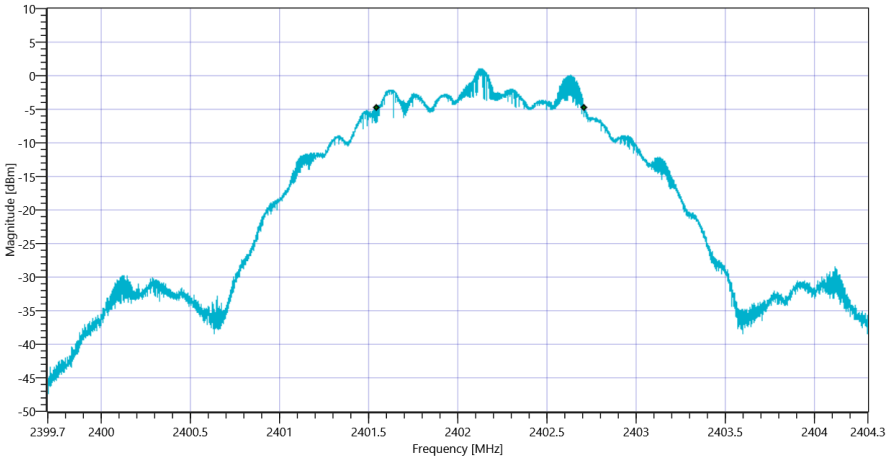

Plot_FCC Part 15.247 Maximum Peak Conducted Output Power DTS ~ BT LE 2 Msps DTS BW_06102020_164920.png

READ SA SETTINGS:	
RefLevel [dBm] | RefLevelOffset [dB] | InpAtt [dB]	11.14 | 10.79 | 20
Start [MHz] | Stop [MHz]	2399.700 | 2404.300
RBW [MHz] | VBW [MHz]	2.000000 | 5.000000
Detector | TraceMode	POS | MAXH
Sweep: Time [ms] | Count | Points per Section | Type	50 | 200 | 1001 | SWE

RESULT					
Test Description	Lower Limit	Upper Limit	Measured	Unit	Verdict
Peak Power	---	30.00	1.28	dBm	PASS
Peak Power	---	1000	1.342765	mW	PASS
Frequency at Peak	---	---	2402.533	MHz	INFO

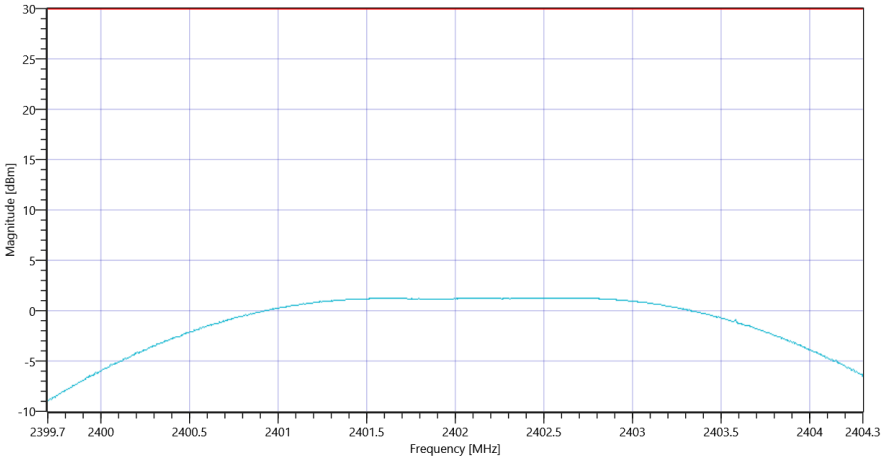

Plot_FCC Part 15.247 Maximum Peak Conducted Output Power DTS ~ BT LE 2 Msps_06102020_164936.png

Test at TX 2440 MHz

DTM Connection check					
Test Description	Lower Limit	Upper Limit	Measured	Unit	Verdict
Connection result	---	---	---	---	PASS

READ SA SETTINGS:	
RefLevel [dBm] | RefLevelOffset [dB] | InpAtt [dB]	5.38 | 10.8 | 10
Start [MHz] | Stop [MHz]	2437.700 | 2442.300
RBW [MHz] | VBW [MHz]	0.100000 | 0.300000
Detector | TraceMode	POS | MAXH
Sweep: Time [ms] | Count | Points per Section | Type	50 | 200 | 10001 | SWE

DTS Bandwidth					
Test Description	Lower Limit	Upper Limit	Measured	Unit	Verdict
DTS Bandwidth (6dB)	---	---	1176	kHz	INFO

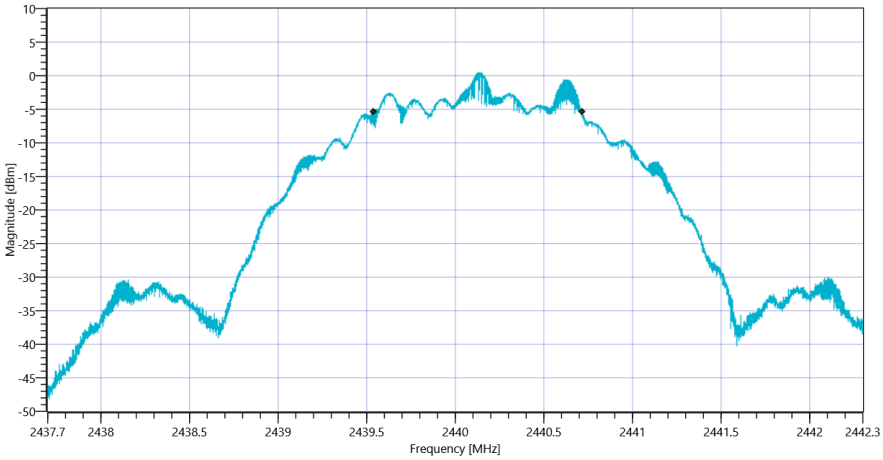

Plot_FCC Part 15.247 Maximum Peak Conducted Output Power DTS ~ BT LE 2 Msps DTS BW_06102020_165002.png

READ SA SETTINGS:	
RefLevel [dBm] | RefLevelOffset [dB] | InpAtt [dB]	10.38 | 10.8 | 15
Start [MHz] | Stop [MHz]	2437.700 | 2442.300
RBW [MHz] | VBW [MHz]	2.000000 | 5.000000
Detector | TraceMode	POS | MAXH
Sweep: Time [ms] | Count | Points per Section | Type	50 | 200 | 1001 | SWE

RESULT					
Test Description	Lower Limit	Upper Limit	Measured	Unit	Verdict
Peak Power	---	30.00	0.45	dBm	PASS
Peak Power	---	1000	1.109175	mW	PASS
Frequency at Peak	---	---	2440.506	MHz	INFO

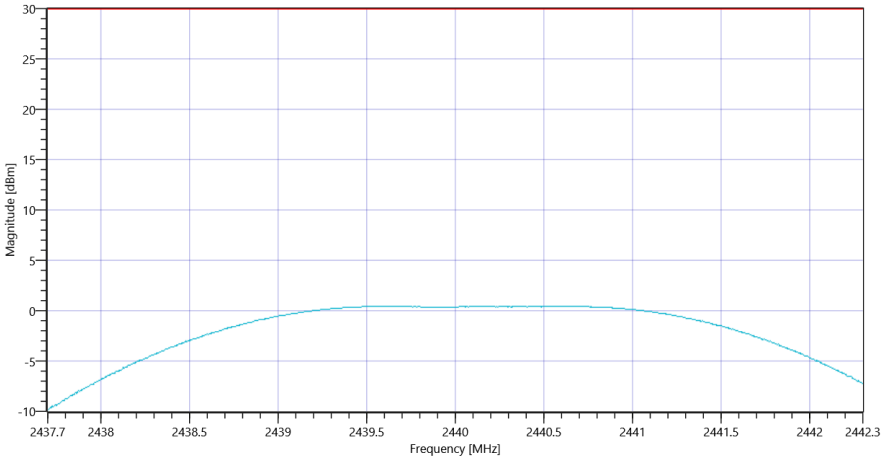

Plot_FCC Part 15.247 Maximum Peak Conducted Output Power DTS ~ BT LE 2 Msps_06102020_165019.png

Test at TX 2480 MHz

DTM Connection check					
Test Description	Lower Limit	Upper Limit	Measured	Unit	Verdict
Connection result	---	---	---	---	PASS

READ SA SETTINGS:	
RefLevel [dBm] | RefLevelOffset [dB] | InpAtt [dB]	4.17 | 10.85 | 10
Start [MHz] | Stop [MHz]	2477.700 | 2482.300
RBW [MHz] | VBW [MHz]	0.100000 | 0.300000
Detector | TraceMode	POS | MAXH
Sweep: Time [ms] | Count | Points per Section | Type	50 | 200 | 10001 | SWE

DTS Bandwidth					
Test Description	Lower Limit	Upper Limit	Measured	Unit	Verdict
DTS Bandwidth (6dB)	---	---	1228	kHz	INFO

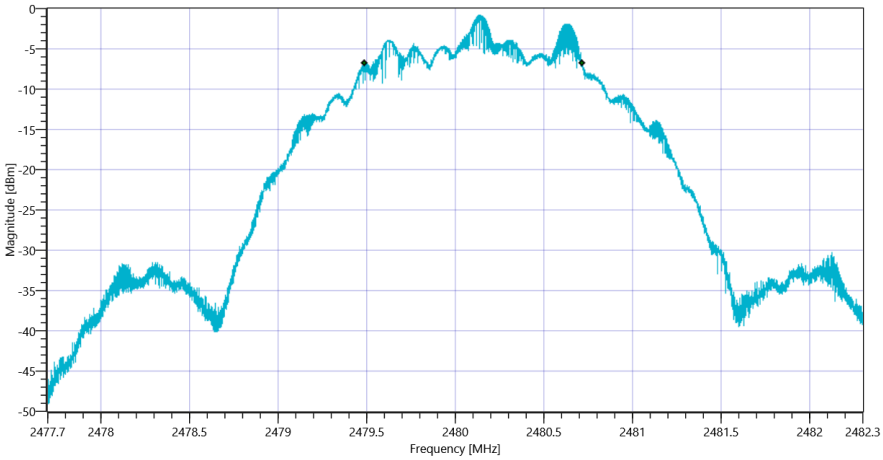

Plot_FCC Part 15.247 Maximum Peak Conducted Output Power DTS ~ BT LE 2 Msps DTS BW_06102020_165045.png

READ SA SETTINGS:	
RefLevel [dBm] | RefLevelOffset [dB] | InpAtt [dB]	9.17 | 10.85 | 15
Start [MHz] | Stop [MHz]	2477.700 | 2482.300
RBW [MHz] | VBW [MHz]	2.000000 | 5.000000
Detector | TraceMode	POS | MAXH
Sweep: Time [ms] | Count | Points per Section | Type	50 | 200 | 1001 | SWE

RESULT					
Test Description	Lower Limit	Upper Limit	Measured	Unit	Verdict
Peak Power	---	30.00	-0.78	dBm	PASS
Peak Power	---	1000	0.835603	mW	PASS
Frequency at Peak	---	---	2480.515	MHz	INFO

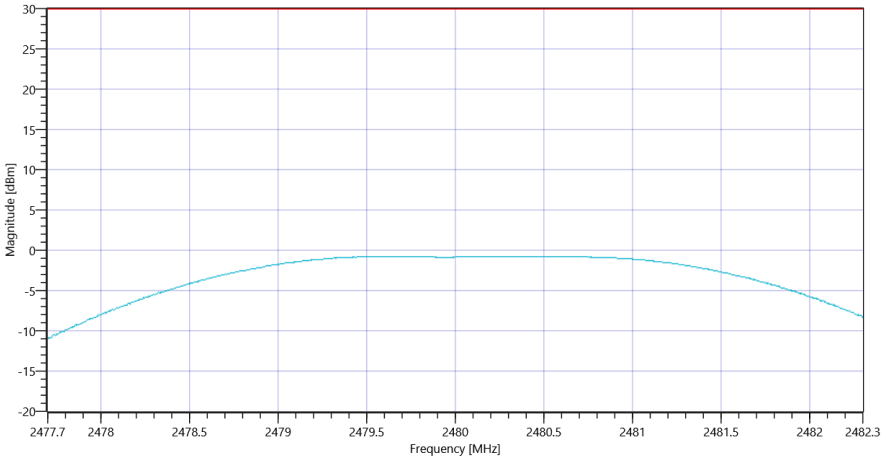

Plot_FCC Part 15.247 Maximum Peak Conducted Output Power DTS ~ BT LE 2 Msps_06102020_165101.png

TEST FINISHED		
General Verdict	06.10.2020 16:51:02 / RT: 129 s	PASS

3. FCC Part 15.247 Maximum Peak Conducted Output Power DTS ~ BT LE coded S8

Test References	
TC Start	06.10.2020 17:11:55
Ambit Temp [°C] | Humidity [rel%]	24.7 | 42
System Version	1.0.0.51
Test Specification	FCC Part 15.247
Test Method	DTS: KDB 558074 D01 V05 - Chapter 8.3.1.1 RBW ≥ DTS Bandwidth
Class / TC Version	TC_VM_FCC15247_Maximum_Peak_Conducted_Output_Power_DTS_V01 Version: 0.0.1
My Description	FCC 15.247 Maximum Peak Output Power Conducted DTS - BT LE coded S8
Add. Information	

Test Parameter	
Technology to test	BT LE coded S8
Antenna Port used	1
Temperature	mid
Voltage	mid
Frequency low to test	True | Freq [MHz] 2402
Frequency mid to test	True | Freq [MHz] 2440
Frequency high to test	True | Freq [MHz] 2480
Switched Path	IUT - SignalingUnit - SpectrumAnalyzer
Devices in use	SigBT: Rohde&Schwarz,CMW,1201.0002k75/100683,3.7.170 | SA: Rohde&Schwarz,FSV-30,1321.3008K30/103809,3.60

Test at TX 2402 MHz

DTM Connection check					
Test Description	Lower Limit	Upper Limit	Measured	Unit	Verdict
Connection result	---	---	---	---	PASS

READ SA SETTINGS:	
RefLevel [dBm] | RefLevelOffset [dB] | InpAtt [dB]	6.18 | 10.79 | 15
Start [MHz] | Stop [MHz]	2401.000 | 2403.000
RBW [MHz] | VBW [MHz]	0.100000 | 0.300000
Detector | TraceMode	POS | MAXH
Sweep: Time [ms] | Count | Points per Section | Type	50 | 200 | 10001 | SWE

DTS Bandwidth					
Test Description	Lower Limit	Upper Limit	Measured	Unit	Verdict
DTS Bandwidth (6dB)	---	---	612	kHz	INFO

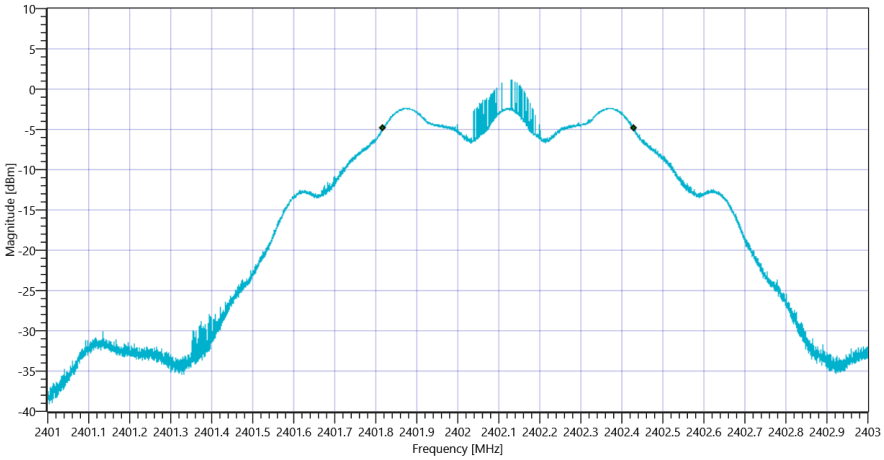

Plot_FCC Part 15.247 Maximum Peak Conducted Output Power DTS ~ BT LE coded S8 DTS BW_06102020_171223.png

READ SA SETTINGS:	
RefLevel [dBm] | RefLevelOffset [dB] | InpAtt [dB]	11.18 | 10.79 | 20
Start [MHz] | Stop [MHz]	2401.000 | 2403.000
RBW [MHz] | VBW [MHz]	1.000000 | 3.000000
Detector | TraceMode	POS | MAXH
Sweep: Time [ms] | Count | Points per Section | Type	50 | 200 | 1001 | SWE

RESULT					
Test Description	Lower Limit	Upper Limit	Measured	Unit	Verdict
Peak Power	---	30.00	1.26	dBm	PASS
Peak Power	---	1000	1.336596	mW	PASS
Frequency at Peak	---	---	2402.142	MHz	INFO

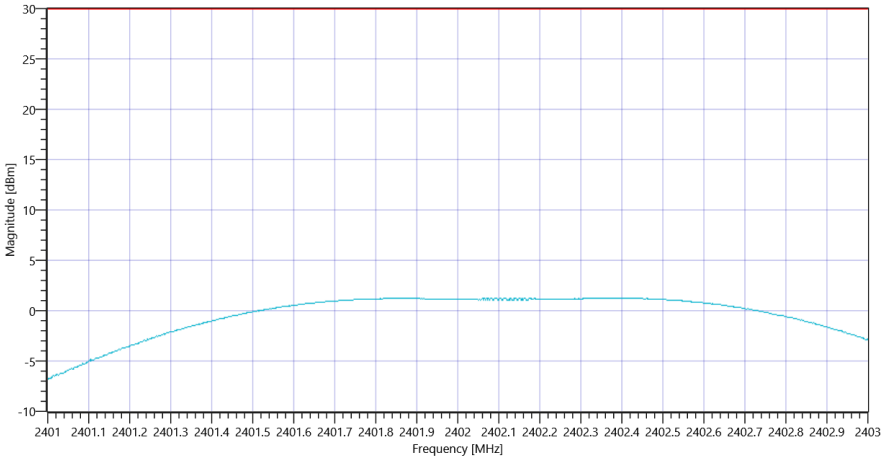

Plot_FCC Part 15.247 Maximum Peak Conducted Output Power DTS ~ BT LE coded S8_06102020_171239.png

Test at TX 2440 MHz

DTM Connection check					
Test Description	Lower Limit	Upper Limit	Measured	Unit	Verdict
Connection result	---	---	---	---	PASS

READ SA SETTINGS:	
RefLevel [dBm] | RefLevelOffset [dB] | InpAtt [dB]	5.42 | 10.8 | 10
Start [MHz] | Stop [MHz]	2439.000 | 2441.000
RBW [MHz] | VBW [MHz]	0.100000 | 0.300000
Detector | TraceMode	POS | MAXH
Sweep: Time [ms] | Count | Points per Section | Type	50 | 200 | 10001 | SWE

DTS Bandwidth					
Test Description	Lower Limit	Upper Limit	Measured	Unit	Verdict
DTS Bandwidth (6dB)	---	---	612	kHz	INFO

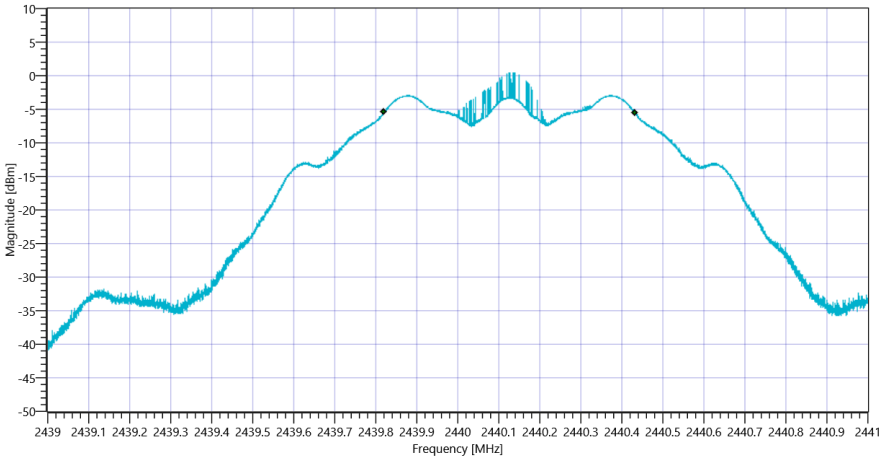

Plot_FCC Part 15.247 Maximum Peak Conducted Output Power DTS ~ BT LE coded S8 DTS BW_06102020_171307.png

READ SA SETTINGS:	
RefLevel [dBm] | RefLevelOffset [dB] | InpAtt [dB]	10.42 | 10.8 | 15
Start [MHz] | Stop [MHz]	2439.000 | 2441.000
RBW [MHz] | VBW [MHz]	1.000000 | 3.000000
Detector | TraceMode	POS | MAXH
Sweep: Time [ms] | Count | Points per Section | Type	50 | 200 | 1001 | SWE

RESULT					
Test Description	Lower Limit	Upper Limit	Measured	Unit	Verdict
Peak Power	---	30.00	0.43	dBm	PASS
Peak Power	---	1000	1.104079	mW	PASS
Frequency at Peak	---	---	2440.106	MHz	INFO

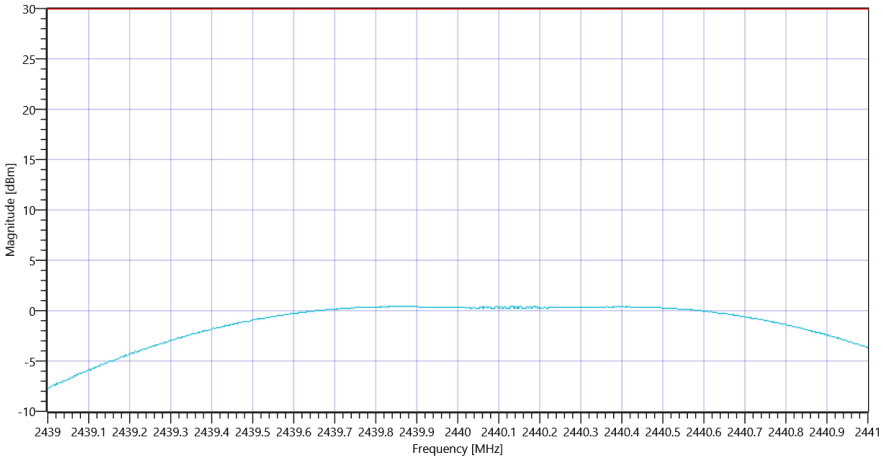

Plot_FCC Part 15.247 Maximum Peak Conducted Output Power DTS ~ BT LE coded S8_06102020_171324.png

Test at TX 2480 MHz

DTM Connection check					
Test Description	Lower Limit	Upper Limit	Measured	Unit	Verdict
Connection result	---	---	---	---	PASS

READ SA SETTINGS:	
RefLevel [dBm] | RefLevelOffset [dB] | InpAtt [dB]	4.16 | 10.85 | 10
Start [MHz] | Stop [MHz]	2479.000 | 2481.000
RBW [MHz] | VBW [MHz]	0.100000 | 0.300000
Detector | TraceMode	POS | MAXH
Sweep: Time [ms] | Count | Points per Section | Type	50 | 200 | 10001 | SWE

DTS Bandwidth					
Test Description	Lower Limit	Upper Limit	Measured	Unit	Verdict
DTS Bandwidth (6dB)	---	---	619	kHz	INFO

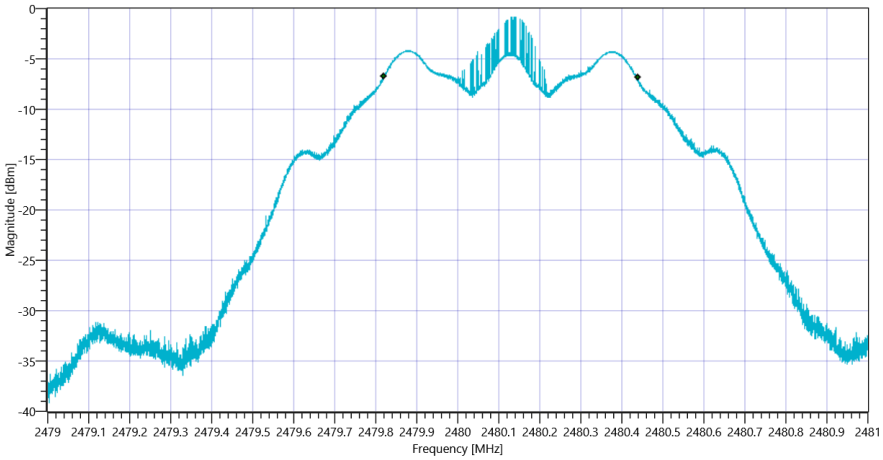

Plot_FCC Part 15.247 Maximum Peak Conducted Output Power DTS ~ BT LE coded S8 DTS BW_06102020_171351.png

READ SA SETTINGS:	
RefLevel [dBm] | RefLevelOffset [dB] | InpAtt [dB]	9.16 | 10.85 | 15
Start [MHz] | Stop [MHz]	2479.000 | 2481.000
RBW [MHz] | VBW [MHz]	1.000000 | 3.000000
Detector | TraceMode	POS | MAXH
Sweep: Time [ms] | Count | Points per Section | Type	50 | 200 | 1001 | SWE

RESULT					
Test Description	Lower Limit	Upper Limit	Measured	Unit	Verdict
Peak Power	---	30.00	-0.78	dBm	PASS
Peak Power	---	1000	0.835603	mW	PASS
Frequency at Peak	---	---	2480.126	MHz	INFO

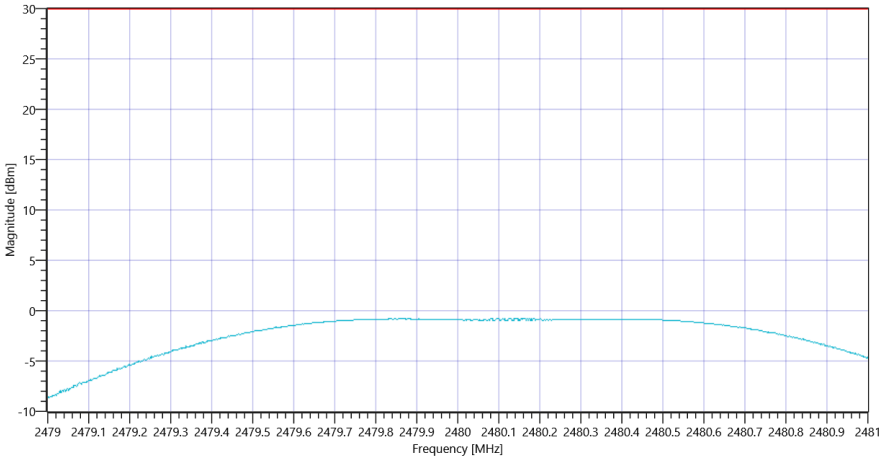

Plot_FCC Part 15.247 Maximum Peak Conducted Output Power DTS ~ BT LE coded S8_06102020_171407.png

TEST FINISHED		
General Verdict	06.10.2020 17:14:08 / RT: 132 s	PASS

4. FCC Part 15.247 Maximum Peak Conducted Output Power DTS ~ BT LE coded S2

Test References	
TC Start	06.10.2020 17:36:17
Ambit Temp [°C] | Humidity [rel%]	24.8 | 41
System Version	1.0.0.51
Test Specification	FCC Part 15.247
Test Method	DTS: KDB 558074 D01 V05 - Chapter 8.3.1.1 RBW ≥ DTS Bandwidth
Class / TC Version	TC_VM_FCC15247_Maximum_Peak_Conducted_Output_Power_DTS_V01 Version: 0.0.1
My Description	FCC 15.247 Maximum Peak Output Power Conducted DTS - BT LE coded S2
Add. Information	

Test Parameter	
Technology to test	BT LE coded S2
Antenna Port used	1
Temperature	mid
Voltage	mid
Frequency low to test	True | Freq [MHz] 2402
Frequency mid to test	True | Freq [MHz] 2440
Frequency high to test	True | Freq [MHz] 2480
Switched Path	IUT - SignalingUnit - SpectrumAnalyzer
Devices in use	SigBT: Rohde&Schwarz,CMW,1201.0002k75/100683,3.7.170 | SA: Rohde&Schwarz,FSV-30,1321.3008K30/103809,3.60

Test at TX 2402 MHz

DTM Connection check					
Test Description	Lower Limit	Upper Limit	Measured	Unit	Verdict
Connection result	---	---	---	---	PASS

READ SA SETTINGS:	
RefLevel [dBm] | RefLevelOffset [dB] | InpAtt [dB]	6.18 | 10.79 | 15
Start [MHz] | Stop [MHz]	2401.000 | 2403.000
RBW [MHz] | VBW [MHz]	0.100000 | 0.300000
Detector | TraceMode	POS | MAXH
Sweep: Time [ms] | Count | Points per Section | Type	50 | 200 | 10001 | SWE

DTS Bandwidth					
Test Description	Lower Limit	Upper Limit	Measured	Unit	Verdict
DTS Bandwidth (6dB)	---	---	711	kHz	INFO

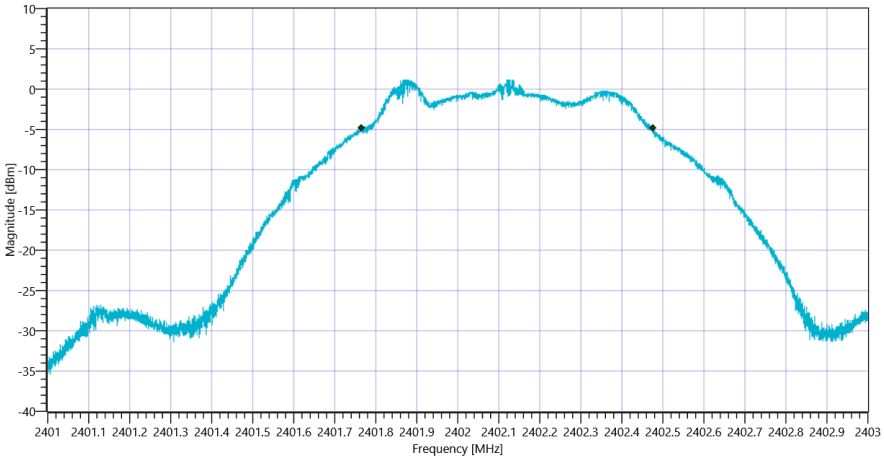

Plot_FCC Part 15.247 Maximum Peak Conducted Output Power DTS ~ BT LE coded S2 DTS BW_06102020_173645.png

READ SA SETTINGS:	
RefLevel [dBm] | RefLevelOffset [dB] | InpAtt [dB]	11.18 | 10.79 | 20
Start [MHz] | Stop [MHz]	2401.000 | 2403.000
RBW [MHz] | VBW [MHz]	1.000000 | 5.000000
Detector | TraceMode	POS | MAXH
Sweep: Time [ms] | Count | Points per Section | Type	50 | 200 | 1001 | SWE

RESULT					
Test Description	Lower Limit	Upper Limit	Measured	Unit	Verdict
Peak Power	---	30.00	1.28	dBm	PASS
Peak Power	---	1000	1.342765	mW	PASS
Frequency at Peak	---	---	2402.134	MHz	INFO

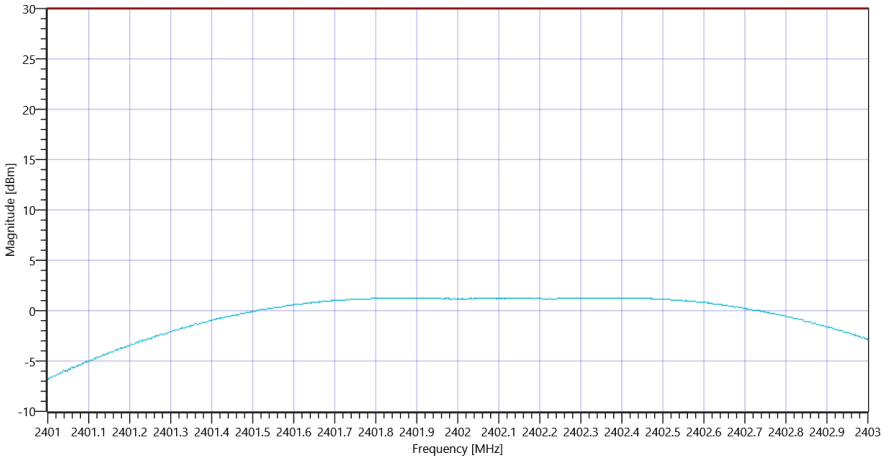

Plot_FCC Part 15.247 Maximum Peak Conducted Output Power DTS ~ BT LE coded S2_06102020_173701.png

Test at TX 2440 MHz

DTM Connection check					
Test Description	Lower Limit	Upper Limit	Measured	Unit	Verdict
Connection result	---	---	---	---	PASS

READ SA SETTINGS:	
RefLevel [dBm] | RefLevelOffset [dB] | InpAtt [dB]	5.44 | 10.8 | 10
Start [MHz] | Stop [MHz]	2439.000 | 2441.000
RBW [MHz] | VBW [MHz]	0.100000 | 0.300000
Detector | TraceMode	POS | MAXH
Sweep: Time [ms] | Count | Points per Section | Type	50 | 200 | 10001 | SWE

DTS Bandwidth					
Test Description	Lower Limit	Upper Limit	Measured	Unit	Verdict
DTS Bandwidth (6dB)	---	---	717	kHz	INFO

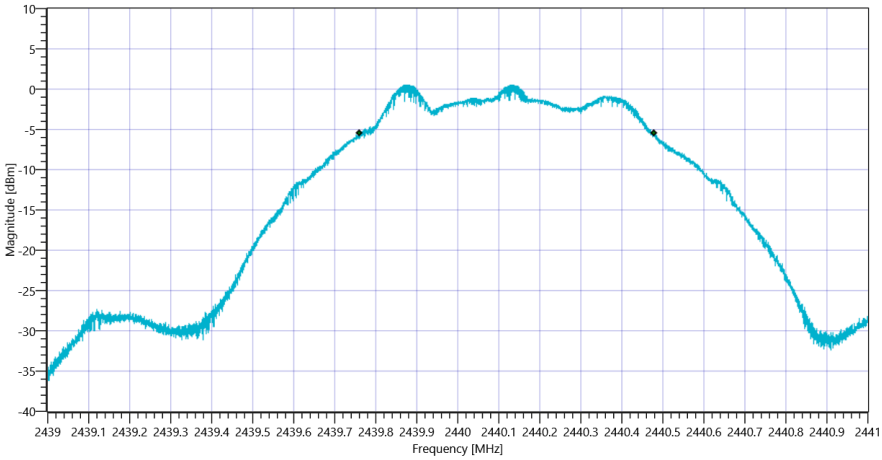

Plot_FCC Part 15.247 Maximum Peak Conducted Output Power DTS ~ BT LE coded S2 DTS BW_06102020_173728.png

READ SA SETTINGS:	
RefLevel [dBm] | RefLevelOffset [dB] | InpAtt [dB]	10.44 | 10.8 | 15
Start [MHz] | Stop [MHz]	2439.000 | 2441.000
RBW [MHz] | VBW [MHz]	1.000000 | 5.000000
Detector | TraceMode	POS | MAXH
Sweep: Time [ms] | Count | Points per Section | Type	50 | 200 | 1001 | SWE

RESULT					
Test Description	Lower Limit	Upper Limit	Measured	Unit	Verdict
Peak Power	---	30.00	0.46	dBm	PASS
Peak Power	---	1000	1.111732	mW	PASS
Frequency at Peak	---	---	2440.122	MHz	INFO

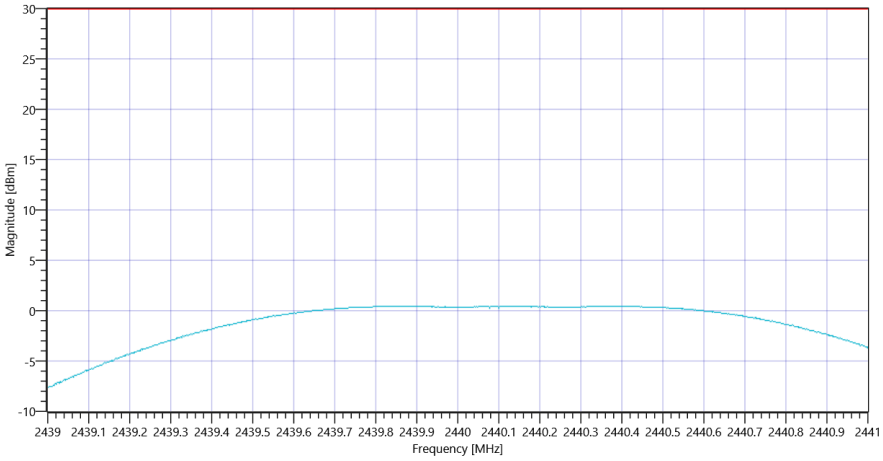

Plot_FCC Part 15.247 Maximum Peak Conducted Output Power DTS ~ BT LE coded S2_06102020_173744.png

Test at TX 2480 MHz

DTM Connection check					
Test Description	Lower Limit	Upper Limit	Measured	Unit	Verdict
Connection result	---	---	---	---	PASS

READ SA SETTINGS:	
RefLevel [dBm] | RefLevelOffset [dB] | InpAtt [dB]	4.15 | 10.85 | 10
Start [MHz] | Stop [MHz]	2479.000 | 2481.000
RBW [MHz] | VBW [MHz]	0.100000 | 0.300000
Detector | TraceMode	POS | MAXH
Sweep: Time [ms] | Count | Points per Section | Type	50 | 200 | 10001 | SWE

DTS Bandwidth					
Test Description	Lower Limit	Upper Limit	Measured	Unit	Verdict
DTS Bandwidth (6dB)	---	---	719	kHz	INFO

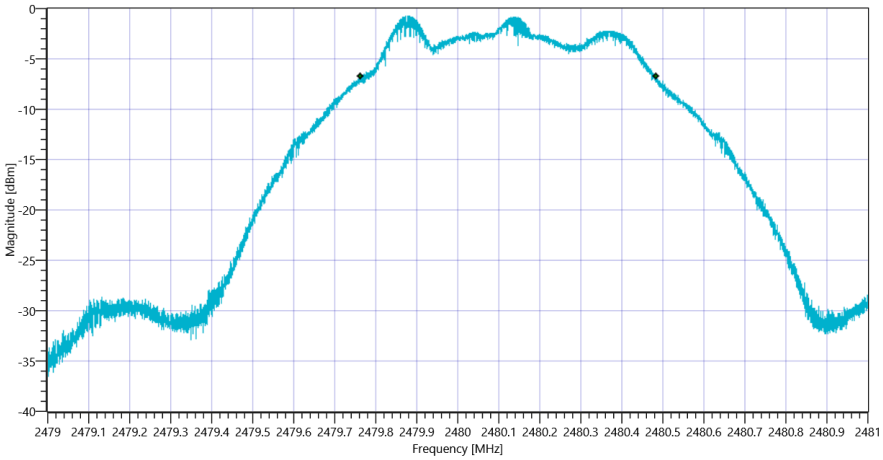

Plot_FCC Part 15.247 Maximum Peak Conducted Output Power DTS ~ BT LE coded S2 DTS BW_06102020_173811.png

READ SA SETTINGS:	
RefLevel [dBm] | RefLevelOffset [dB] | InpAtt [dB]	9.15 | 10.85 | 15
Start [MHz] | Stop [MHz]	2479.000 | 2481.000
RBW [MHz] | VBW [MHz]	1.000000 | 5.000000
Detector | TraceMode	POS | MAXH
Sweep: Time [ms] | Count | Points per Section | Type	50 | 200 | 1001 | SWE

RESULT					
Test Description	Lower Limit	Upper Limit	Measured	Unit	Verdict
Peak Power	---	30.00	-0.76	dBm	PASS
Peak Power	---	1000	0.83946	mW	PASS
Frequency at Peak	---	---	2480.126	MHz	INFO

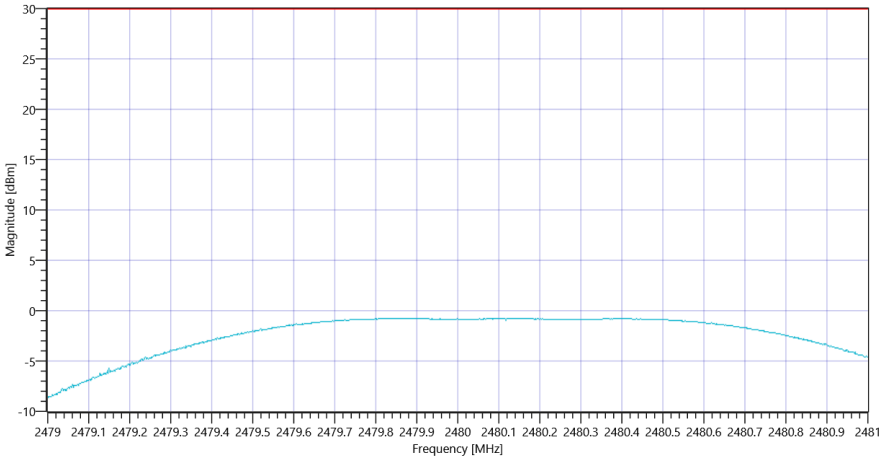

Plot_FCC Part 15.247 Maximum Peak Conducted Output Power DTS ~ BT LE coded S2_06102020_173827.png

TEST FINISHED		
General Verdict	06.10.2020 17:38:28 / RT: 131 s	PASS

5. FCC Part 15.247 Bandwidth 6dB DTS ~ BT LE 1 Msps

Test References	
TC Start	06.10.2020 16:28:07
Ambit Temp [°C] | Humidity [rel%]	25.0 | 41
System Version	1.0.0.51
Test Specification	FCC Part 15.247
Test Method	99
Class / TC Version	TC_VM_FCC15247_Bandwidth_6dB_DTS_V01 Version: 0.0.1
My Description	FCC 15.247 Bandwidth 6dB DTS - BT LE 1 Msps
Add. Information	

Test Parameter	
Technology to test	BT LE 1 Msps
Antenna Port used	1
Temperature	mid
Voltage	mid
Frequency low to test	True | Freq [MHz] 2402
Frequency mid to test	True | Freq [MHz] 2440
Frequency high to test	True | Freq [MHz] 2480
Switched Path	IUT - SignalingUnit - SpectrumAnalyzer
Devices in use	SigBT: Rohde&Schwarz,CMW,1201.0002k75/100683,3.7.170 | SA: Rohde&Schwarz,FSV-30,1321.3008K30/103809,3.60

Test at TX 2402 MHz

DTM Connection check					
Test Description	Lower Limit	Upper Limit	Measured	Unit	Verdict
Connection result	---	---	---	---	PASS

READ SA SETTINGS:	
RefLevel [dBm] | RefLevelOffset [dB] | InpAtt [dB]	6.13 | 10.79 | 15
Start [MHz] | Stop [MHz]	2401.000 | 2403.000
RBW [MHz] | VBW [MHz]	0.100000 | 0.300000
Detector | TraceMode	POS | MAXH
Sweep: Time [ms] | Count | Points per Section | Type	50 | 200 | 10001 | SWE

RESULT					
Test Description	Lower Limit	Upper Limit	Measured	Unit	Verdict
DTS Bandwidth (6dB)	500	---	714	kHz	PASS

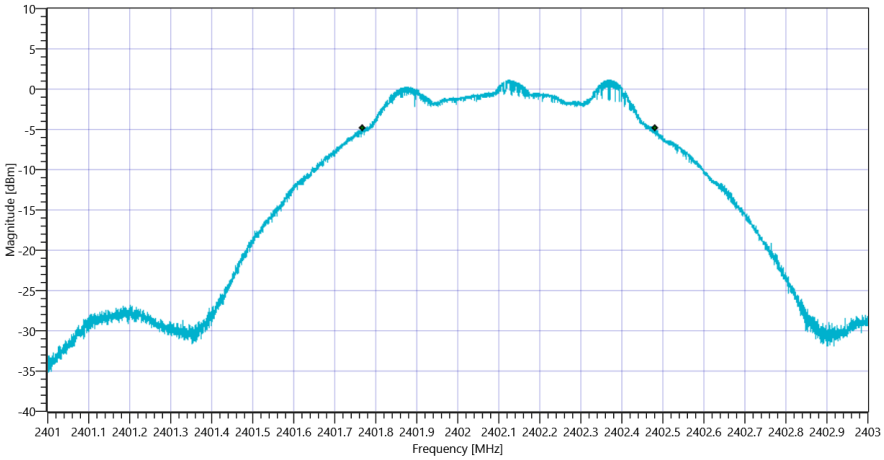

Plot_FCC Part 15.247 Bandwidth 6dB DTS ~ BT LE 1 Msps_06102020_162835.png

Test at TX 2440 MHz

DTM Connection check					
Test Description	Lower Limit	Upper Limit	Measured	Unit	Verdict
Connection result	---	---	---	---	PASS

READ SA SETTINGS:	
RefLevel [dBm] | RefLevelOffset [dB] | InpAtt [dB]	5.37 | 10.8 | 10
Start [MHz] | Stop [MHz]	2439.000 | 2441.000
RBW [MHz] | VBW [MHz]	0.100000 | 0.300000
Detector | TraceMode	POS | MAXH
Sweep: Time [ms] | Count | Points per Section | Type	50 | 200 | 10001 | SWE

RESULT					
Test Description	Lower Limit	Upper Limit	Measured	Unit	Verdict
DTS Bandwidth (6dB)	500	---	714	kHz	PASS

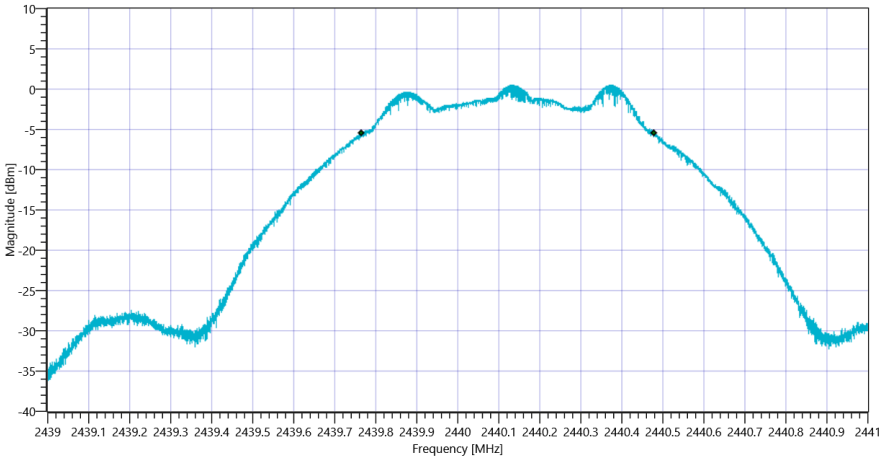

Plot_FCC Part 15.247 Bandwidth 6dB DTS ~ BT LE 1 Msps_06102020_162901.png

Test at TX 2480 MHz

DTM Connection check					
Test Description	Lower Limit	Upper Limit	Measured	Unit	Verdict
Connection result	---	---	---	---	PASS

READ SA SETTINGS:	
RefLevel [dBm] | RefLevelOffset [dB] | InpAtt [dB]	4.12 | 10.85 | 10
Start [MHz] | Stop [MHz]	2479.000 | 2481.000
RBW [MHz] | VBW [MHz]	0.100000 | 0.300000
Detector | TraceMode	POS | MAXH
Sweep: Time [ms] | Count | Points per Section | Type	50 | 200 | 10001 | SWE

RESULT					
Test Description	Lower Limit	Upper Limit	Measured	Unit	Verdict
DTS Bandwidth (6dB)	500	---	727	kHz	PASS

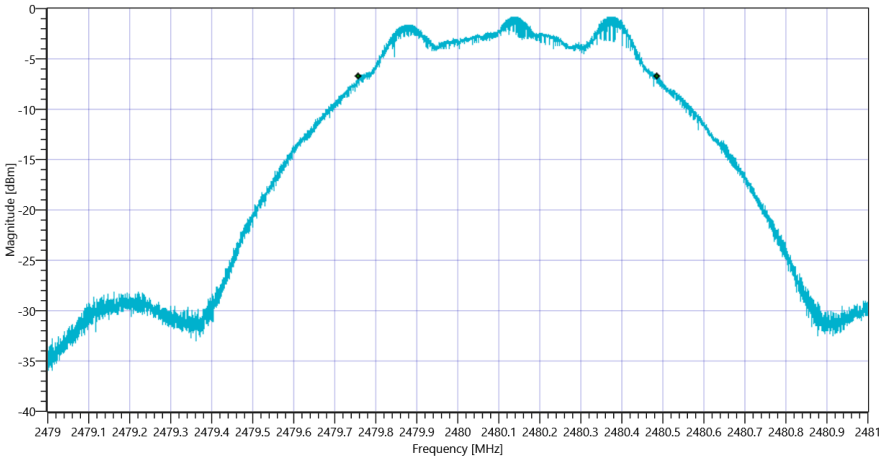

Plot_FCC Part 15.247 Bandwidth 6dB DTS ~ BT LE 1 Msps_06102020_162927.png

TEST FINISHED		
General Verdict	06.10.2020 16:29:28 / RT: 80 s	PASS

6. FCC Part 15.247 Bandwidth 6dB DTS ~ BT LE 2 Msps

Test References	
TC Start	06.10.2020 16:51:06
Ambit Temp [°C] | Humidity [rel%]	24.8 | 42
System Version	1.0.0.51
Test Specification	FCC Part 15.247
Test Method	99
Class / TC Version	TC_VM_FCC15247_Bandwidth_6dB_DTS_V01 Version: 0.0.1
My Description	FCC 15.247 Bandwidth 6dB DTS - BT LE 2 Msps
Add. Information	

Test Parameter	
Technology to test	BT LE 2 Msps
Antenna Port used	1
Temperature	mid
Voltage	mid
Frequency low to test	True | Freq [MHz] 2402
Frequency mid to test	True | Freq [MHz] 2440
Frequency high to test	True | Freq [MHz] 2480
Switched Path	IUT - SignalingUnit - SpectrumAnalyzer
Devices in use	SigBT: Rohde&Schwarz,CMW,1201.0002k75/100683,3.7.170 | SA: Rohde&Schwarz,FSV-30,1321.3008K30/103809,3.60

Test at TX 2402 MHz

DTM Connection check					
Test Description	Lower Limit	Upper Limit	Measured	Unit	Verdict
Connection result	---	---	---	---	PASS

READ SA SETTINGS:	
RefLevel [dBm] | RefLevelOffset [dB] | InpAtt [dB]	6.16 | 10.79 | 15
Start [MHz] | Stop [MHz]	2399.700 | 2404.300
RBW [MHz] | VBW [MHz]	0.100000 | 0.300000
Detector | TraceMode	POS | MAXH
Sweep: Time [ms] | Count | Points per Section | Type	50 | 200 | 10001 | SWE

RESULT					
Test Description	Lower Limit	Upper Limit	Measured	Unit	Verdict
DTS Bandwidth (6dB)	500	---	1173	kHz	PASS

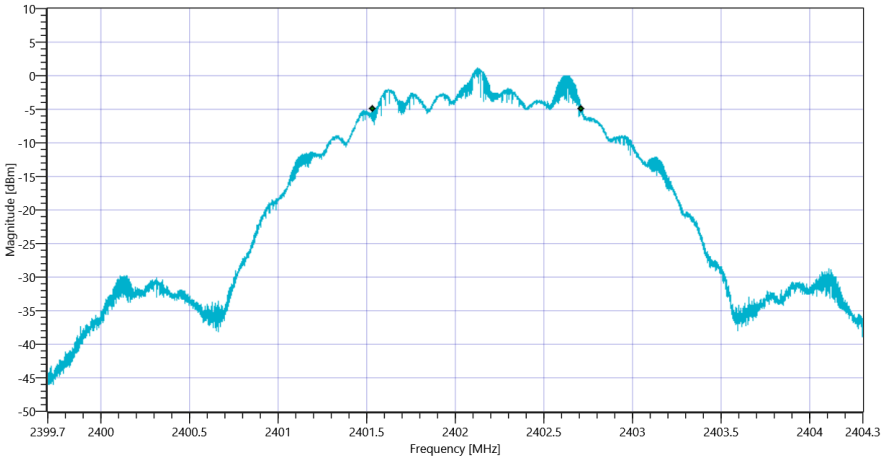

Plot_FCC Part 15.247 Bandwidth 6dB DTS ~ BT LE 2 Msps_06102020_165134.png

Test at TX 2440 MHz

DTM Connection check					
Test Description	Lower Limit	Upper Limit	Measured	Unit	Verdict
Connection result	---	---	---	---	PASS

READ SA SETTINGS:	
RefLevel [dBm] | RefLevelOffset [dB] | InpAtt [dB]	5.39 | 10.8 | 10
Start [MHz] | Stop [MHz]	2437.700 | 2442.300
RBW [MHz] | VBW [MHz]	0.100000 | 0.300000
Detector | TraceMode	POS | MAXH
Sweep: Time [ms] | Count | Points per Section | Type	50 | 200 | 10001 | SWE

RESULT					
Test Description	Lower Limit	Upper Limit	Measured	Unit	Verdict
DTS Bandwidth (6dB)	500	---	1182	kHz	PASS

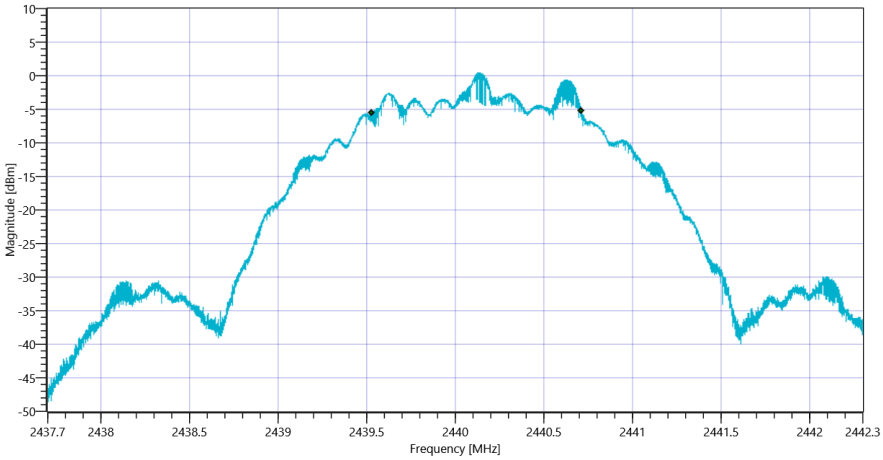

Plot_FCC Part 15.247 Bandwidth 6dB DTS ~ BT LE 2 Msps_06102020_165201.png

Test at TX 2480 MHz

DTM Connection check					
Test Description	Lower Limit	Upper Limit	Measured	Unit	Verdict
Connection result	---	---	---	---	PASS

READ SA SETTINGS:	
RefLevel [dBm] | RefLevelOffset [dB] | InpAtt [dB]	4.16 | 10.85 | 10
Start [MHz] | Stop [MHz]	2477.700 | 2482.300
RBW [MHz] | VBW [MHz]	0.100000 | 0.300000
Detector | TraceMode	POS | MAXH
Sweep: Time [ms] | Count | Points per Section | Type	50 | 200 | 10001 | SWE

RESULT					
Test Description	Lower Limit	Upper Limit	Measured	Unit	Verdict
DTS Bandwidth (6dB)	500	---	1171	kHz	PASS

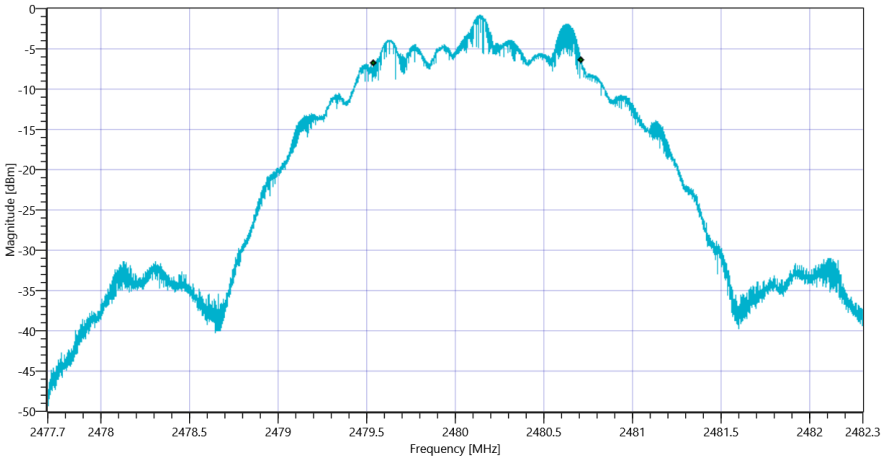

Plot_FCC Part 15.247 Bandwidth 6dB DTS ~ BT LE 2 Msps_06102020_165227.png

TEST FINISHED		
General Verdict	06.10.2020 16:52:28 / RT: 81 s	PASS

7. FCC Part 15.247 Bandwidth 6dB DTS ~ BT LE coded S8

Test References	
TC Start	06.10.2020 17:14:13
Ambit Temp [°C] | Humidity [rel%]	24.7 | 42
System Version	1.0.0.51
Test Specification	FCC Part 15.247
Test Method	99
Class / TC Version	TC_VM_FCC15247_Bandwidth_6dB_DTS_V01 Version: 0.0.1
My Description	FCC 15.247 Bandwidth 6dB DTS - BT LE coded S8
Add. Information	

Test Parameter	
Technology to test	BT LE coded S8
Antenna Port used	1
Temperature	mid
Voltage	mid
Frequency low to test	True | Freq [MHz] 2402
Frequency mid to test	True | Freq [MHz] 2440
Frequency high to test	True | Freq [MHz] 2480
Switched Path	IUT - SignalingUnit - SpectrumAnalyzer
Devices in use	SigBT: Rohde&Schwarz,CMW,1201.0002k75/100683,3.7.170 | SA: Rohde&Schwarz,FSV-30,1321.3008K30/103809,3.60

Test at TX 2402 MHz

DTM Connection check					
Test Description	Lower Limit	Upper Limit	Measured	Unit	Verdict
Connection result	---	---	---	---	PASS

READ SA SETTINGS:	
RefLevel [dBm] | RefLevelOffset [dB] | InpAtt [dB]	6.14 | 10.79 | 15
Start [MHz] | Stop [MHz]	2401.000 | 2403.000
RBW [MHz] | VBW [MHz]	0.100000 | 0.300000
Detector | TraceMode	POS | MAXH
Sweep: Time [ms] | Count | Points per Section | Type	50 | 200 | 10001 | SWE

RESULT					
Test Description	Lower Limit	Upper Limit	Measured	Unit	Verdict
DTS Bandwidth (6dB)	500	---	612	kHz	PASS

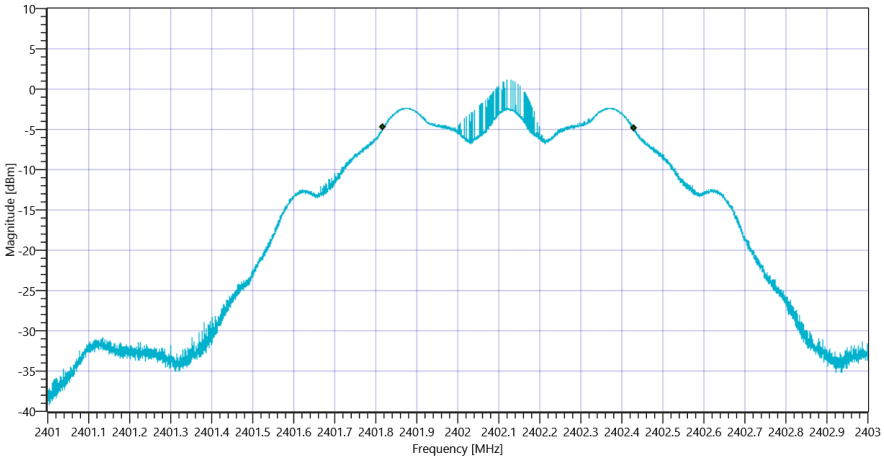

Plot_FCC Part 15.247 Bandwidth 6dB DTS ~ BT LE coded S8_06102020_171441.png

Test at TX 2440 MHz

DTM Connection check					
Test Description	Lower Limit	Upper Limit	Measured	Unit	Verdict
Connection result	---	---	---	---	PASS

READ SA SETTINGS:	
RefLevel [dBm] | RefLevelOffset [dB] | InpAtt [dB]	5.41 | 10.8 | 10
Start [MHz] | Stop [MHz]	2439.000 | 2441.000
RBW [MHz] | VBW [MHz]	0.100000 | 0.300000
Detector | TraceMode	POS | MAXH
Sweep: Time [ms] | Count | Points per Section | Type	50 | 200 | 10001 | SWE

RESULT					
Test Description	Lower Limit	Upper Limit	Measured	Unit	Verdict
DTS Bandwidth (6dB)	500	---	614	kHz	PASS

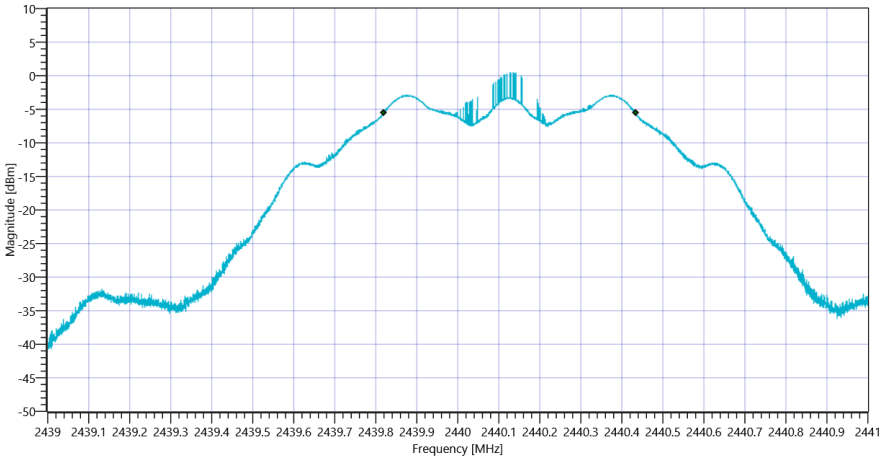

Plot_FCC Part 15.247 Bandwidth 6dB DTS ~ BT LE coded S8_06102020_171509.png

Test at TX 2480 MHz

DTM Connection check					
Test Description	Lower Limit	Upper Limit	Measured	Unit	Verdict
Connection result	---	---	---	---	PASS

READ SA SETTINGS:	
RefLevel [dBm] | RefLevelOffset [dB] | InpAtt [dB]	4.17 | 10.85 | 10
Start [MHz] | Stop [MHz]	2479.000 | 2481.000
RBW [MHz] | VBW [MHz]	0.100000 | 0.300000
Detector | TraceMode	POS | MAXH
Sweep: Time [ms] | Count | Points per Section | Type	50 | 200 | 10001 | SWE

RESULT					
Test Description	Lower Limit	Upper Limit	Measured	Unit	Verdict
DTS Bandwidth (6dB)	500	---	616	kHz	PASS

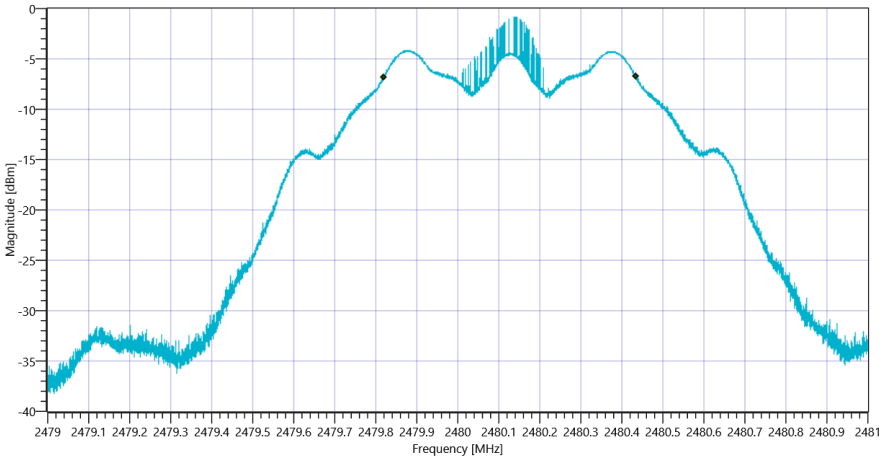

Plot_FCC Part 15.247 Bandwidth 6dB DTS ~ BT LE coded S8_06102020_171537.png

TEST FINISHED		
General Verdict	06.10.2020 17:15:37 / RT: 84 s	PASS

8. FCC Part 15.247 Bandwidth 6dB DTS ~ BT LE coded S2

Test References	
TC Start	06.10.2020 17:38:33
Ambit Temp [°C] | Humidity [rel%]	24.8 | 41
System Version	1.0.0.51
Test Specification	FCC Part 15.247
Test Method	99
Class / TC Version	TC_VM_FCC15247_Bandwidth_6dB_DTS_V01 Version: 0.0.1
My Description	FCC 15.247 Bandwidth 6dB DTS - BT LE coded S2
Add. Information	

Test Parameter	
Technology to test	BT LE coded S2
Antenna Port used	1
Temperature	mid
Voltage	mid
Frequency low to test	True | Freq [MHz] 2402
Frequency mid to test	True | Freq [MHz] 2440
Frequency high to test	True | Freq [MHz] 2480
Switched Path	IUT - SignalingUnit - SpectrumAnalyzer
Devices in use	SigBT: Rohde&Schwarz,CMW,1201.0002k75/100683,3.7.170 | SA: Rohde&Schwarz,FSV-30,1321.3008K30/103809,3.60

Test at TX 2402 MHz

DTM Connection check					
Test Description	Lower Limit	Upper Limit	Measured	Unit	Verdict
Connection result	---	---	---	---	PASS

READ SA SETTINGS:	
RefLevel [dBm] | RefLevelOffset [dB] | InpAtt [dB]	6.20 | 10.79 | 15
Start [MHz] | Stop [MHz]	2401.000 | 2403.000
RBW [MHz] | VBW [MHz]	0.100000 | 0.300000
Detector | TraceMode	POS | MAXH
Sweep: Time [ms] | Count | Points per Section | Type	50 | 200 | 10001 | SWE

RESULT					
Test Description	Lower Limit	Upper Limit	Measured	Unit	Verdict
DTS Bandwidth (6dB)	500	---	707	kHz	PASS

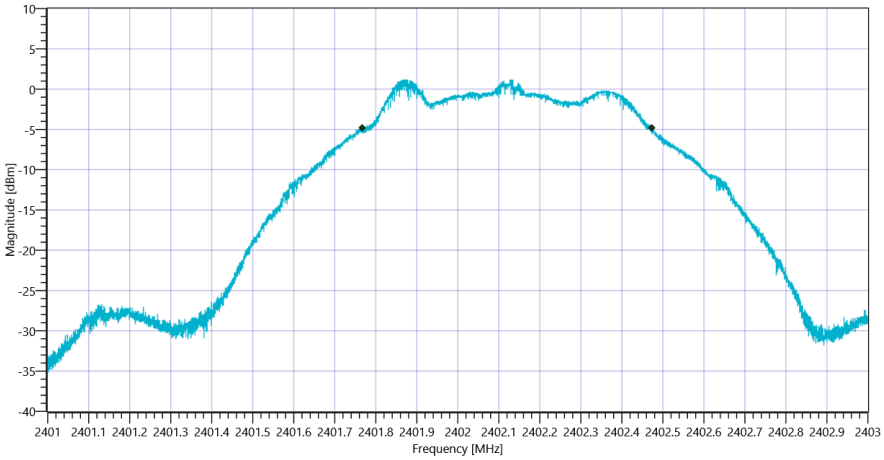

Plot_FCC Part 15.247 Bandwidth 6dB DTS ~ BT LE coded S2_06102020_173902.png

Test at TX 2440 MHz

DTM Connection check					
Test Description	Lower Limit	Upper Limit	Measured	Unit	Verdict
Connection result	---	---	---	---	PASS

READ SA SETTINGS:	
RefLevel [dBm] | RefLevelOffset [dB] | InpAtt [dB]	5.42 | 10.8 | 10
Start [MHz] | Stop [MHz]	2439.000 | 2441.000
RBW [MHz] | VBW [MHz]	0.100000 | 0.300000
Detector | TraceMode	POS | MAXH
Sweep: Time [ms] | Count | Points per Section | Type	50 | 200 | 10001 | SWE

RESULT					
Test Description	Lower Limit	Upper Limit	Measured	Unit	Verdict
DTS Bandwidth (6dB)	500	---	714	kHz	PASS

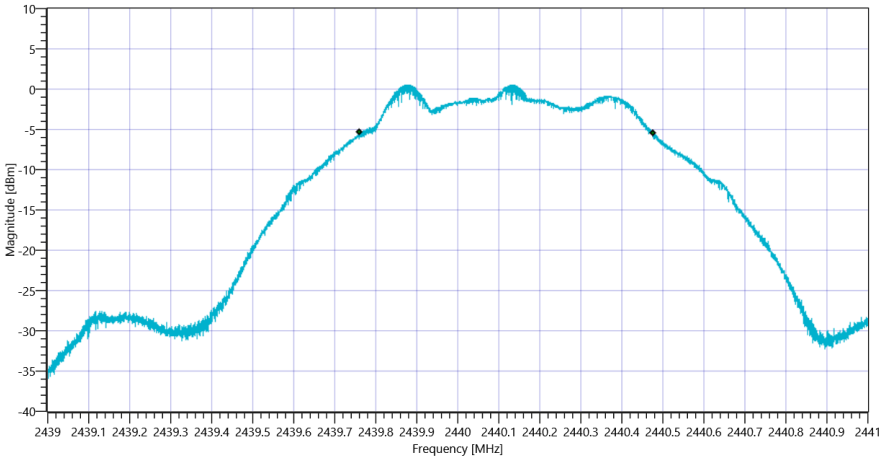

Plot_FCC Part 15.247 Bandwidth 6dB DTS ~ BT LE coded S2_06102020_173928.png

Test at TX 2480 MHz

DTM Connection check					
Test Description	Lower Limit	Upper Limit	Measured	Unit	Verdict
Connection result	---	---	---	---	PASS

READ SA SETTINGS:	
RefLevel [dBm] | RefLevelOffset [dB] | InpAtt [dB]	4.16 | 10.85 | 10
Start [MHz] | Stop [MHz]	2479.000 | 2481.000
RBW [MHz] | VBW [MHz]	0.100000 | 0.300000
Detector | TraceMode	POS | MAXH
Sweep: Time [ms] | Count | Points per Section | Type	50 | 200 | 10001 | SWE

RESULT					
Test Description	Lower Limit	Upper Limit	Measured	Unit	Verdict
DTS Bandwidth (6dB)	500	---	698	kHz	PASS

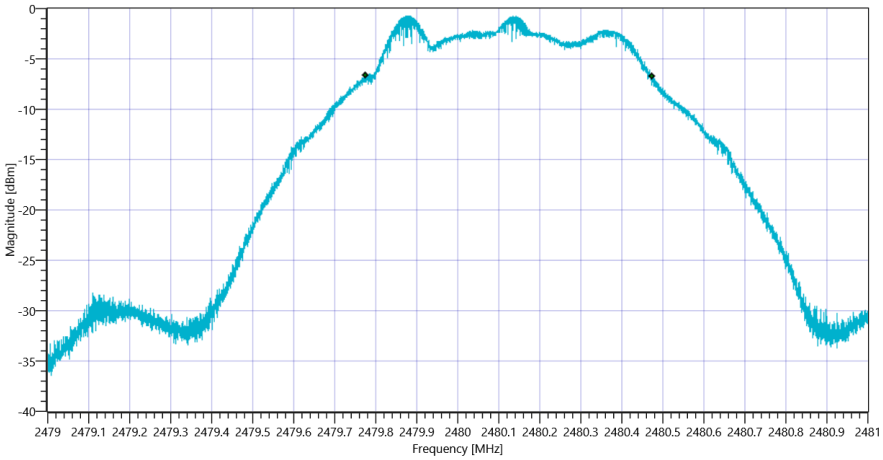

Plot_FCC Part 15.247 Bandwidth 6dB DTS ~ BT LE coded S2_06102020_173955.png

TEST FINISHED		
General Verdict	06.10.2020 17:39:56 / RT: 82 s	PASS

9. FCC Part 15.247 Peak Power Spectral Density DTS ~ BT LE 1 Msps

Test References	
TC Start	06.10.2020 16:29:32
Ambit Temp [°C] | Humidity [rel%]	25.0 | 41
System Version	1.0.0.51
Test Specification	FCC Part 15.247
Test Method	DTS: KDB 558074 D01 V05 - Chapter 8.4 DTS maximum power spectral density level in the fundamental emission
Class / TC Version	TC_VM_FCC15247_Peak_Power_Spectral_Density_DTS_V01 Version: 0.0.1
My Description	FCC 15.247 Peak Power Spectral Density DTS - BT LE 1 Msps
Add. Information	

Test Parameter	
Technology to test	BT LE 1 Msps
Antenna Port used	1
Temperature	mid
Voltage	mid
Frequency low to test	True | Freq [MHz] 2402
Frequency mid to test	True | Freq [MHz] 2440
Frequency high to test	True | Freq [MHz] 2480
Switched Path	IUT - SignalingUnit - SpectrumAnalyzer
Devices in use	SigBT: Rohde&Schwarz,CMW,1201.0002k75/100683,3.7.170 | SA: Rohde&Schwarz,FSV-30,1321.3008K30/103809,3.60

Test at TX 2402 MHz

DTM Connection check					
Test Description	Lower Limit	Upper Limit	Measured	Unit	Verdict
Connection result	---	---	---	---	PASS

READ SA SETTINGS:	
RefLevel [dBm] | RefLevelOffset [dB] | InpAtt [dB]	6.09 | 10.79 | 15
Start [MHz] | Stop [MHz]	2401.250 | 2402.750
RBW [MHz] | VBW [MHz]	0.003000 | 0.010000
Detector | TraceMode	POS | MAXH
Sweep: Time [ms] | Count | Points per Section | Type	1000 | 20 | 1001 | SWE

RESULT					
Test Description	Lower Limit	Upper Limit	Measured	Unit	Verdict
Max Peak power Density	---	8	-15.23	dBm/3KHz	PASS

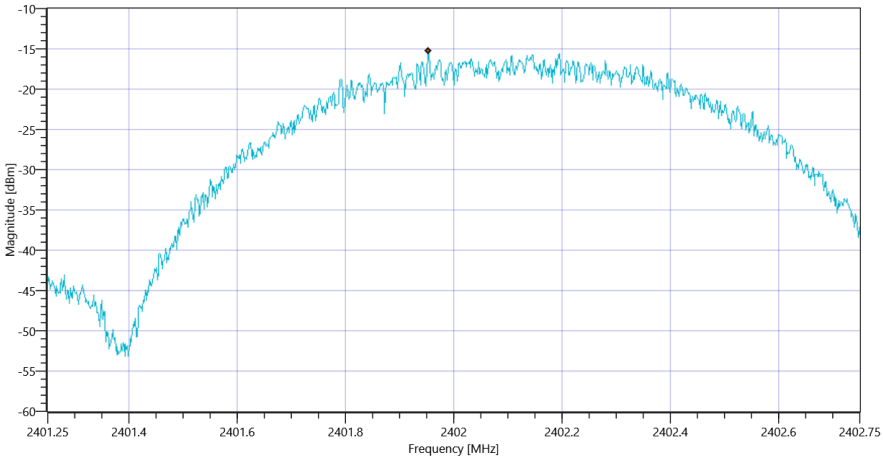

Plot_FCC Part 15.247 Peak Power Spectral Density DTS ~ BT LE 1 Msps_06102020_163010.png

Test at TX 2440 MHz

DTM Connection check					
Test Description	Lower Limit	Upper Limit	Measured	Unit	Verdict
Connection result	---	---	---	---	PASS

READ SA SETTINGS:	
RefLevel [dBm] | RefLevelOffset [dB] | InpAtt [dB]	5.36 | 10.8 | 10
Start [MHz] | Stop [MHz]	2439.250 | 2440.750
RBW [MHz] | VBW [MHz]	0.003000 | 0.010000
Detector | TraceMode	POS | MAXH
Sweep: Time [ms] | Count | Points per Section | Type	1000 | 20 | 1001 | SWE

RESULT					
Test Description	Lower Limit	Upper Limit	Measured	Unit	Verdict
Max Peak power Density	---	8	-15.66	dBm/3KHz	PASS

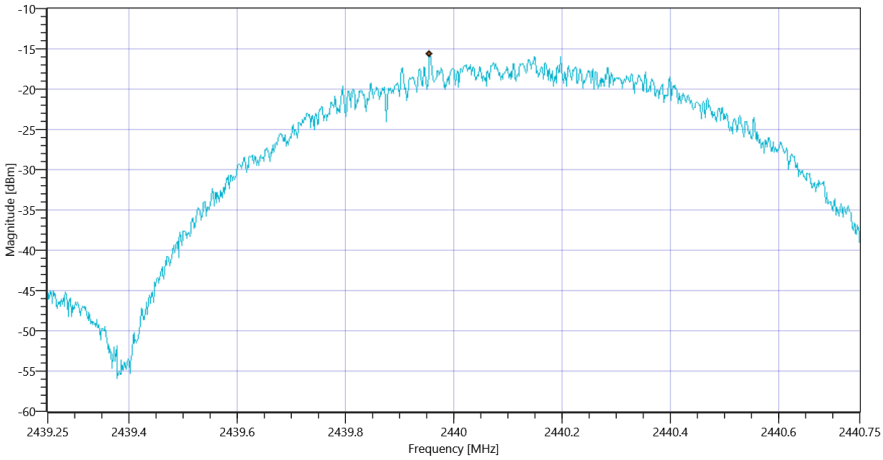

Plot_FCC Part 15.247 Peak Power Spectral Density DTS ~ BT LE 1 Msps_06102020_163045.png

Test at TX 2480 MHz

DTM Connection check					
Test Description	Lower Limit	Upper Limit	Measured	Unit	Verdict
Connection result	---	---	---	---	PASS

READ SA SETTINGS:	
RefLevel [dBm] | RefLevelOffset [dB] | InpAtt [dB]	4.11 | 10.85 | 10
Start [MHz] | Stop [MHz]	2479.250 | 2480.750
RBW [MHz] | VBW [MHz]	0.003000 | 0.010000
Detector | TraceMode	POS | MAXH
Sweep: Time [ms] | Count | Points per Section | Type	1000 | 20 | 1001 | SWE

RESULT					
Test Description	Lower Limit	Upper Limit	Measured	Unit	Verdict
Max Peak power Density	---	8	-17.13	dBm/3KHz	PASS

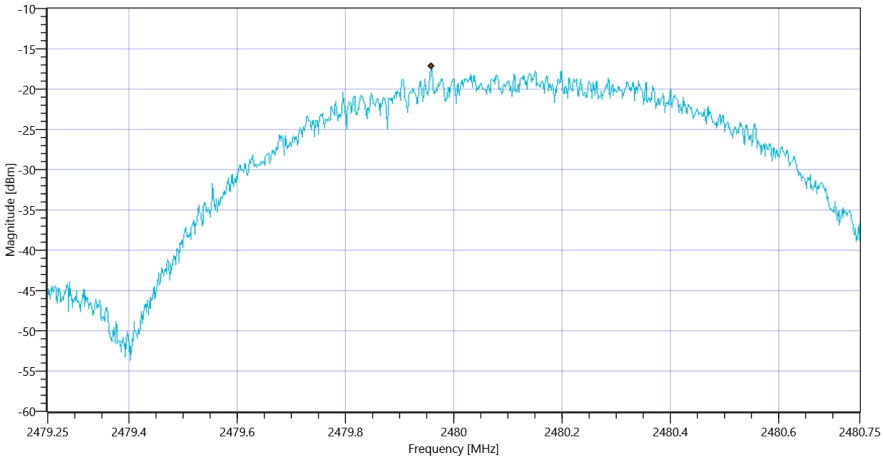

Plot_FCC Part 15.247 Peak Power Spectral Density DTS ~ BT LE 1 Msps_06102020_163121.png

TEST FINISHED		
General Verdict	06.10.2020 16:31:21 / RT: 108 s	PASS

10. FCC Part 15.247 Peak Power Spectral Density DTS ~ BT LE 2 Msps

Test References	
TC Start	06.10.2020 16:52:32
Ambit Temp [°C] | Humidity [rel%]	24.8 | 42
System Version	1.0.0.51
Test Specification	FCC Part 15.247
Test Method	DTS: KDB 558074 D01 V05 - Chapter 8.4 DTS maximum power spectral density level in the fundamental emission
Class / TC Version	TC_VM_FCC15247_Peak_Power_Spectral_Density_DTS_V01 Version: 0.0.1
My Description	FCC 15.247 Peak Power Spectral Density DTS - BT LE 2 Msps
Add. Information	

Test Parameter	
Technology to test	BT LE 2 Msps
Antenna Port used	1
Temperature	mid
Voltage	mid
Frequency low to test	True | Freq [MHz] 2402
Frequency mid to test	True | Freq [MHz] 2440
Frequency high to test	True | Freq [MHz] 2480
Switched Path	IUT - SignalingUnit - SpectrumAnalyzer
Devices in use	SigBT: Rohde&Schwarz,CMW,1201.0002k75/100683,3.7.170 | SA: Rohde&Schwarz,FSV-30,1321.3008K30/103809,3.60

Test at TX 2402 MHz

DTM Connection check					
Test Description	Lower Limit	Upper Limit	Measured	Unit	Verdict
Connection result	---	---	---	---	PASS

READ SA SETTINGS:	
RefLevel [dBm] | RefLevelOffset [dB] | InpAtt [dB]	6.18 | 10.79 | 15
Start [MHz] | Stop [MHz]	2400.275 | 2403.725
RBW [MHz] | VBW [MHz]	0.003000 | 0.010000
Detector | TraceMode	POS | MAXH
Sweep: Time [ms] | Count | Points per Section | Type	1000 | 20 | 1001 | SWE

RESULT					
Test Description	Lower Limit	Upper Limit	Measured	Unit	Verdict
Max Peak power Density	---	8	-16.73	dBm/3KHz	PASS

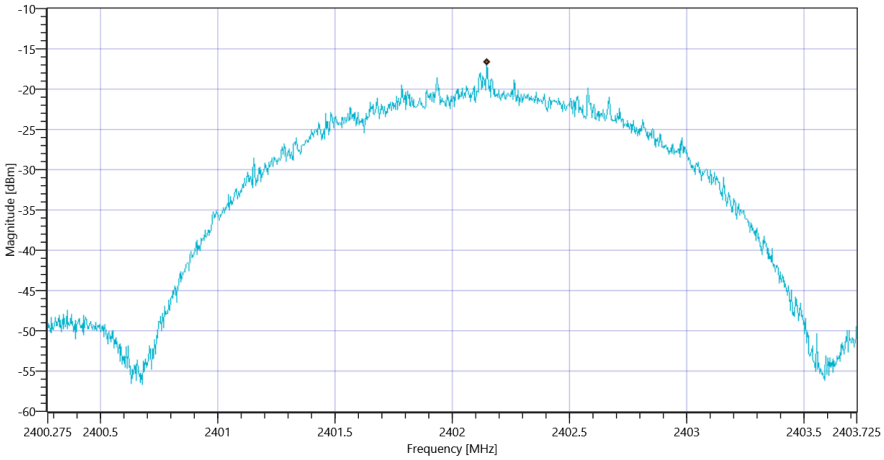

Plot_FCC Part 15.247 Peak Power Spectral Density DTS ~ BT LE 2 Msps_06102020_165310.png

Test at TX 2440 MHz

DTM Connection check					
Test Description	Lower Limit	Upper Limit	Measured	Unit	Verdict
Connection result	---	---	---	---	PASS

READ SA SETTINGS:	
RefLevel [dBm] | RefLevelOffset [dB] | InpAtt [dB]	5.41 | 10.8 | 10
Start [MHz] | Stop [MHz]	2438.275 | 2441.725
RBW [MHz] | VBW [MHz]	0.003000 | 0.010000
Detector | TraceMode	POS | MAXH
Sweep: Time [ms] | Count | Points per Section | Type	1000 | 20 | 1001 | SWE

RESULT					
Test Description	Lower Limit	Upper Limit	Measured	Unit	Verdict
Max Peak power Density	---	8	-17.48	dBm/3KHz	PASS

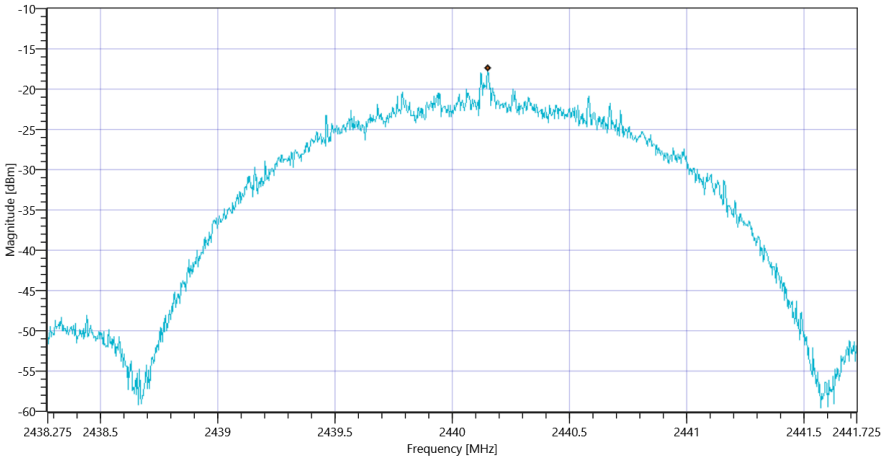

Plot_FCC Part 15.247 Peak Power Spectral Density DTS ~ BT LE 2 Msps_06102020_165346.png

Test at TX 2480 MHz

DTM Connection check					
Test Description	Lower Limit	Upper Limit	Measured	Unit	Verdict
Connection result	---	---	---	---	PASS

READ SA SETTINGS:	
RefLevel [dBm] | RefLevelOffset [dB] | InpAtt [dB]	4.16 | 10.85 | 10
Start [MHz] | Stop [MHz]	2478.275 | 2481.725
RBW [MHz] | VBW [MHz]	0.003000 | 0.010000
Detector | TraceMode	POS | MAXH
Sweep: Time [ms] | Count | Points per Section | Type	1000 | 20 | 1001 | SWE

RESULT					
Test Description	Lower Limit	Upper Limit	Measured	Unit	Verdict
Max Peak power Density	---	8	-17.87	dBm/3KHz	PASS

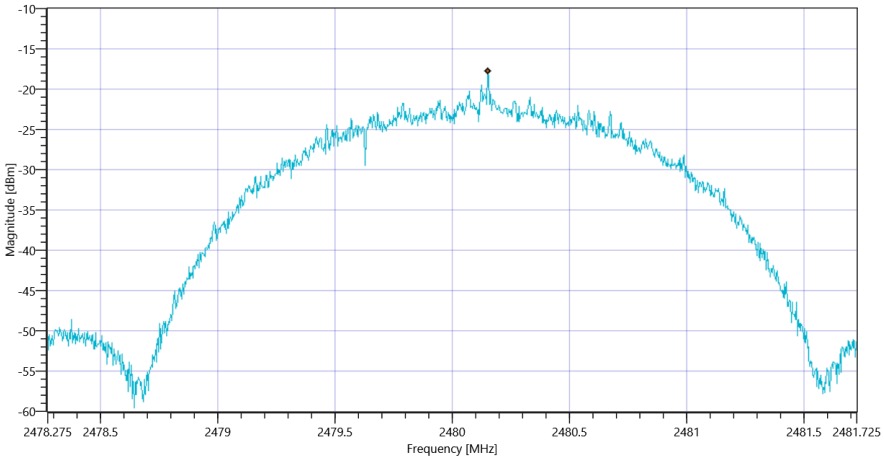

Plot_FCC Part 15.247 Peak Power Spectral Density DTS ~ BT LE 2 Msps_06102020_165422.png

TEST FINISHED		
General Verdict	06.10.2020 16:54:23 / RT: 110 s	PASS

11. FCC Part 15.247 Peak Power Spectral Density DTS ~ BT LE coded S8

Test References	
TC Start	06.10.2020 17:15:42
Ambit Temp [°C] | Humidity [rel%]	24.6 | 42
System Version	1.0.0.51
Test Specification	FCC Part 15.247
Test Method	DTS: KDB 558074 D01 V05 - Chapter 8.4 DTS maximum power spectral density level in the fundamental emission
Class / TC Version	TC_VM_FCC15247_Peak_Power_Spectral_Density_DTS_V01 Version: 0.0.1
My Description	FCC 15.247 Peak Power Spectral Density DTS - BT LE coded S8
Add. Information	

Test Parameter	
Technology to test	BT LE coded S8
Antenna Port used	1
Temperature	mid
Voltage	mid
Frequency low to test	True | Freq [MHz] 2402
Frequency mid to test	True | Freq [MHz] 2440
Frequency high to test	True | Freq [MHz] 2480
Switched Path	IUT - SignalingUnit - SpectrumAnalyzer
Devices in use	SigBT: Rohde&Schwarz,CMW,1201.0002k75/100683,3.7.170 | SA: Rohde&Schwarz,FSV-30,1321.3008K30/103809,3.60

Test at TX 2402 MHz

DTM Connection check					
Test Description	Lower Limit	Upper Limit	Measured	Unit	Verdict
Connection result	---	---	---	---	PASS

READ SA SETTINGS:	
RefLevel [dBm] | RefLevelOffset [dB] | InpAtt [dB]	6.16 | 10.79 | 15
Start [MHz] | Stop [MHz]	2401.250 | 2402.750
RBW [MHz] | VBW [MHz]	0.003000 | 0.010000
Detector | TraceMode	POS | MAXH
Sweep: Time [ms] | Count | Points per Section | Type	1000 | 20 | 1001 | SWE

RESULT					
Test Description	Lower Limit	Upper Limit	Measured	Unit	Verdict
Max Peak power Density	---	8	-4.77	dBm/3KHz	PASS

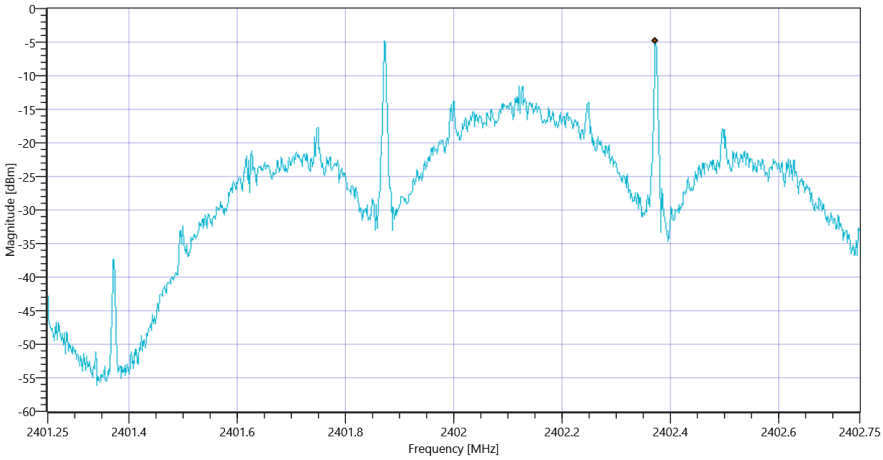

Plot_FCC Part 15.247 Peak Power Spectral Density DTS ~ BT LE coded S8_06102020_171620.png

Test at TX 2440 MHz

DTM Connection check					
Test Description	Lower Limit	Upper Limit	Measured	Unit	Verdict
Connection result	---	---	---	---	PASS

READ SA SETTINGS:	
RefLevel [dBm] | RefLevelOffset [dB] | InpAtt [dB]	5.41 | 10.8 | 10
Start [MHz] | Stop [MHz]	2439.250 | 2440.750
RBW [MHz] | VBW [MHz]	0.003000 | 0.010000
Detector | TraceMode	POS | MAXH
Sweep: Time [ms] | Count | Points per Section | Type	1000 | 20 | 1001 | SWE

RESULT					
Test Description	Lower Limit	Upper Limit	Measured	Unit	Verdict
Max Peak power Density	---	8	-5.35	dBm/3KHz	PASS

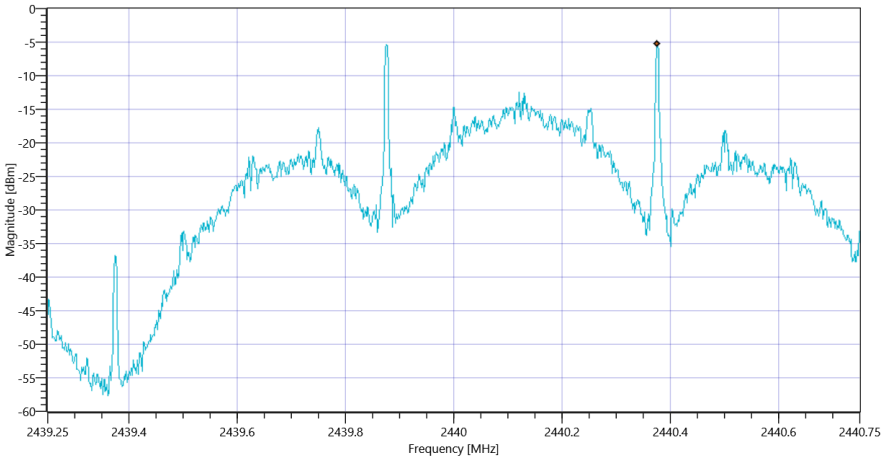

Plot_FCC Part 15.247 Peak Power Spectral Density DTS ~ BT LE coded S8_06102020_171656.png

Test at TX 2480 MHz

DTM Connection check					
Test Description	Lower Limit	Upper Limit	Measured	Unit	Verdict
Connection result	---	---	---	---	PASS

READ SA SETTINGS:	
RefLevel [dBm] | RefLevelOffset [dB] | InpAtt [dB]	4.19 | 10.85 | 10
Start [MHz] | Stop [MHz]	2479.250 | 2480.750
RBW [MHz] | VBW [MHz]	0.003000 | 0.010000
Detector | TraceMode	POS | MAXH
Sweep: Time [ms] | Count | Points per Section | Type	1000 | 20 | 1001 | SWE

RESULT					
Test Description	Lower Limit	Upper Limit	Measured	Unit	Verdict
Max Peak power Density	---	8	-6.61	dBm/3KHz	PASS

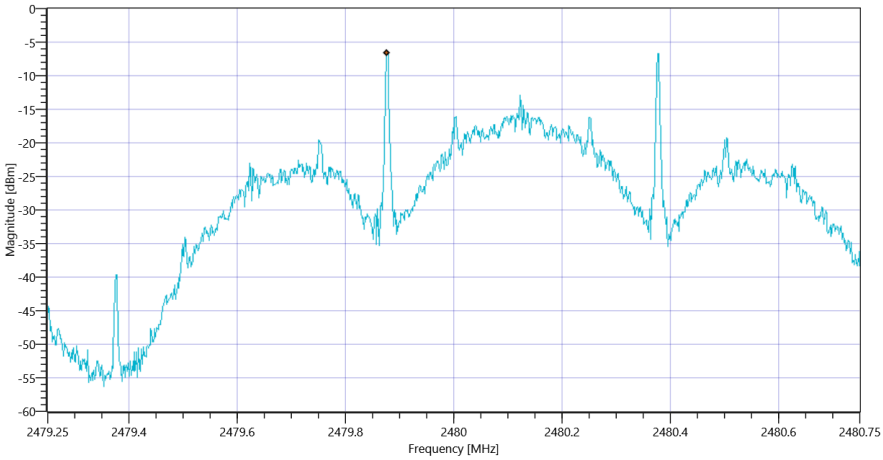

Plot_FCC Part 15.247 Peak Power Spectral Density DTS ~ BT LE coded S8_06102020_171732.png

TEST FINISHED		
General Verdict	06.10.2020 17:17:32 / RT: 110 s	PASS

12. FCC Part 15.247 Peak Power Spectral Density DTS ~ BT LE coded S2

Test References	
TC Start	06.10.2020 17:40:00
Ambit Temp [°C] | Humidity [rel%]	24.8 | 41
System Version	1.0.0.51
Test Specification	FCC Part 15.247
Test Method	DTS: KDB 558074 D01 V05 - Chapter 8.4 DTS maximum power spectral density level in the fundamental emission
Class / TC Version	TC_VM_FCC15247_Peak_Power_Spectral_Density_DTS_V01 Version: 0.0.1
My Description	FCC 15.247 Peak Power Spectral Density DTS - BT LE coded S2
Add. Information	

Test Parameter	
Technology to test	BT LE coded S2
Antenna Port used	1
Temperature	mid
Voltage	mid
Frequency low to test	True | Freq [MHz] 2402
Frequency mid to test	True | Freq [MHz] 2440
Frequency high to test	True | Freq [MHz] 2480
Switched Path	IUT - SignalingUnit - SpectrumAnalyzer
Devices in use	SigBT: Rohde&Schwarz,CMW,1201.0002k75/100683,3.7.170 | SA: Rohde&Schwarz,FSV-30,1321.3008K30/103809,3.60

Test at TX 2402 MHz

DTM Connection check					
Test Description	Lower Limit	Upper Limit	Measured	Unit	Verdict
Connection result	---	---	---	---	PASS

READ SA SETTINGS:	
RefLevel [dBm] | RefLevelOffset [dB] | InpAtt [dB]	6.22 | 10.79 | 15
Start [MHz] | Stop [MHz]	2401.250 | 2402.750
RBW [MHz] | VBW [MHz]	0.003000 | 0.010000
Detector | TraceMode	POS | MAXH
Sweep: Time [ms] | Count | Points per Section | Type	1000 | 20 | 1001 | SWE

RESULT					
Test Description	Lower Limit	Upper Limit	Measured	Unit	Verdict
Max Peak power Density	---	8	-5.03	dBm/3KHz	PASS

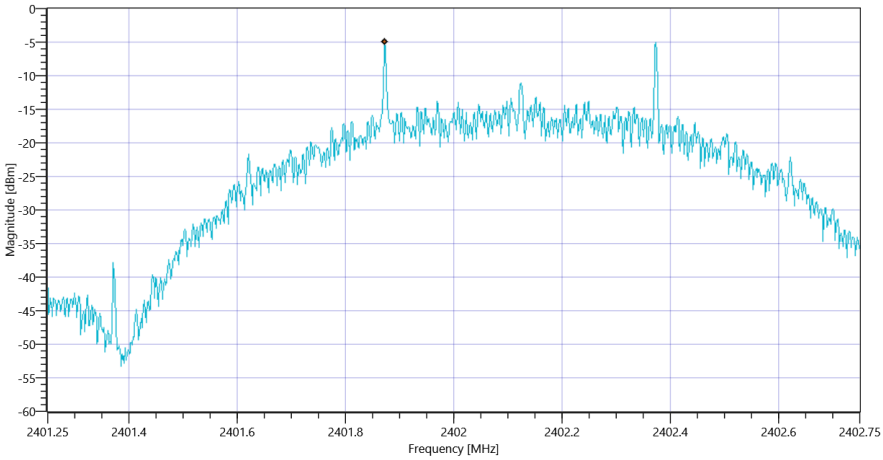

Plot_FCC Part 15.247 Peak Power Spectral Density DTS ~ BT LE coded S2_06102020_174038.png

Test at TX 2440 MHz

DTM Connection check					
Test Description	Lower Limit	Upper Limit	Measured	Unit	Verdict
Connection result	---	---	---	---	PASS

READ SA SETTINGS:	
RefLevel [dBm] | RefLevelOffset [dB] | InpAtt [dB]	5.46 | 10.8 | 10
Start [MHz] | Stop [MHz]	2439.250 | 2440.750
RBW [MHz] | VBW [MHz]	0.003000 | 0.010000
Detector | TraceMode	POS | MAXH
Sweep: Time [ms] | Count | Points per Section | Type	1000 | 20 | 1001 | SWE

RESULT					
Test Description	Lower Limit	Upper Limit	Measured	Unit	Verdict
Max Peak power Density	---	8	-5.66	dBm/3KHz	PASS

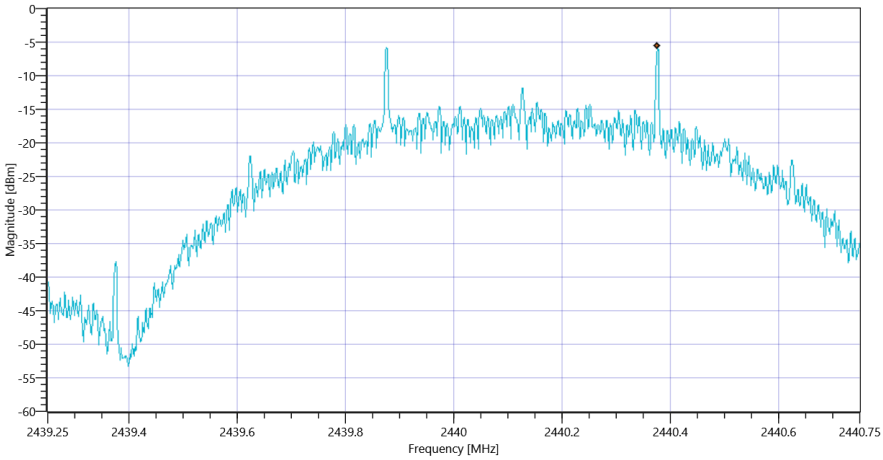

Plot_FCC Part 15.247 Peak Power Spectral Density DTS ~ BT LE coded S2_06102020_174114.png

Test at TX 2480 MHz

DTM Connection check					
Test Description	Lower Limit	Upper Limit	Measured	Unit	Verdict
Connection result	---	---	---	---	PASS

READ SA SETTINGS:	
RefLevel [dBm] | RefLevelOffset [dB] | InpAtt [dB]	4.20 | 10.85 | 10
Start [MHz] | Stop [MHz]	2479.250 | 2480.750
RBW [MHz] | VBW [MHz]	0.003000 | 0.010000
Detector | TraceMode	POS | MAXH
Sweep: Time [ms] | Count | Points per Section | Type	1000 | 20 | 1001 | SWE

RESULT					
Test Description	Lower Limit	Upper Limit	Measured	Unit	Verdict
Max Peak power Density	---	8	-6.79	dBm/3KHz	PASS

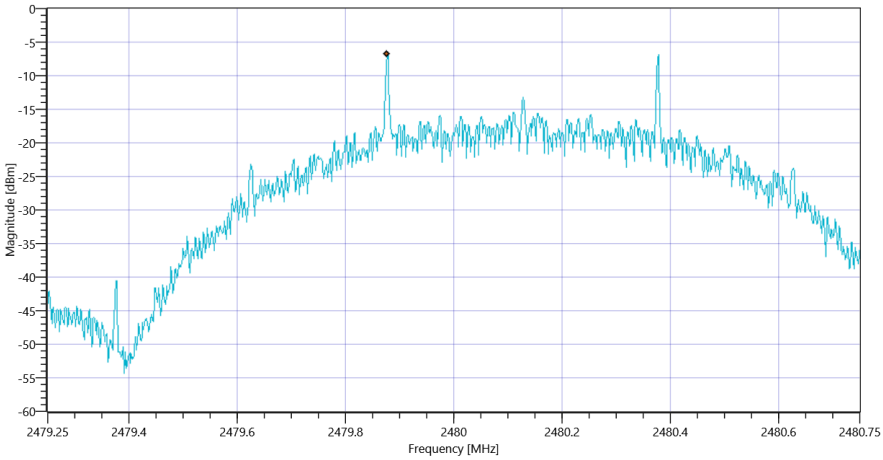

Plot_FCC Part 15.247 Peak Power Spectral Density DTS ~ BT LE coded S2_06102020_174151.png

TEST FINISHED		
General Verdict	06.10.2020 17:41:51 / RT: 111 s	PASS

13. FCC Part 15.247 Bandwidth 99PCT-20dB ~ BT LE 1 Msps

Test References	
TC Start	06.10.2020 16:31:26
Ambit Temp [°C] | Humidity [rel%]	25.0 | 41
System Version	1.0.0.51
Test Specification	FCC Part 15.247
Test Method	
Class / TC Version	TC_VM_FCC15247_Bandwidth_99PCT_20dB_DTS_FHSS_V01 Version: 0.0.2
My Description	FCC 15.247 Bandwidth 99PCT-20dB DTS - BT LE 1 Msps
Add. Information	

Test Parameter	
Technology to test	BT LE 1 Msps
Antenna Port used	1
Temperature	mid
Voltage	mid
Frequency low to test	True | Freq [MHz] 2402
Frequency mid to test	True | Freq [MHz] 2440
Frequency high to test	True | Freq [MHz] 2480
Switched Path	IUT - SignalingUnit - SpectrumAnalyzer
Devices in use	SigBT: Rohde&Schwarz,CMW,1201.0002k75/100683,3.7.170 | SA: Rohde&Schwarz,FSV-30,1321.3008K30/103809,3.60

Test at TX 2402 MHz

DTM Connection check					
Test Description	Lower Limit	Upper Limit	Measured	Unit	Verdict
Connection result	---	---	---	---	PASS

READ SA SETTINGS:	
RefLevel [dBm] | RefLevelOffset [dB] | InpAtt [dB]	6.13 | 10.79 | 15
Start [MHz] | Stop [MHz]	2401.000 | 2403.000
RBW [MHz] | VBW [MHz]	0.020000 | 0.100000
Detector | TraceMode	POS | MAXH
Sweep: Time [ms] | Count | Points per Section | Type	50 | 200 | 10001 | SWE

RESULT					
Test Description	Lower Limit	Upper Limit	Measured	Unit	Verdict
Bandwidth 99%	---	---	1056	kHz	INFO
T1 99%	2400.000000	---	2401.5986	MHz	PASS
T2 99%	---	2483.500000	2402.6549	MHz	PASS

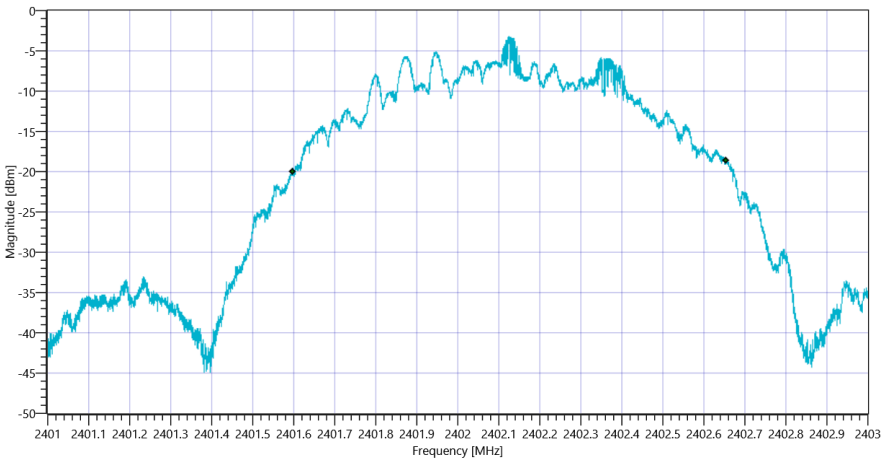

Plot_FCC Part 15.247 Bandwidth 99PCT-20dB ~ BT LE 1 Msps 99PCT_06102020_163154.png

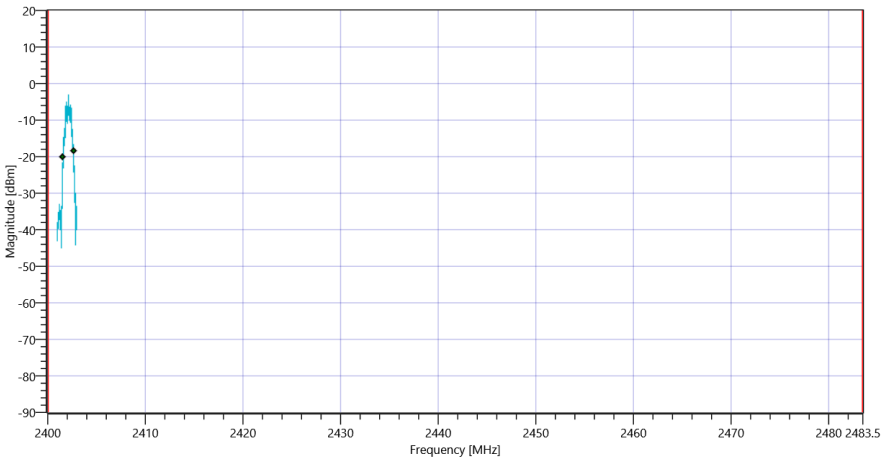

Plot_FCC Part 15.247 Bandwidth 99PCT-20dB ~ BT LE 1 Msps_06102020_163158.png

RESULT					
Test Description	Lower Limit	Upper Limit	Measured	Unit	Verdict
Bandwidth 20dB	---	---	1157	kHz	INFO
T1 20DB	2400.000000	---	2401.5494	MHz	PASS

T2 20dB	---	2483.500000	2402.7068	MHz	PASS

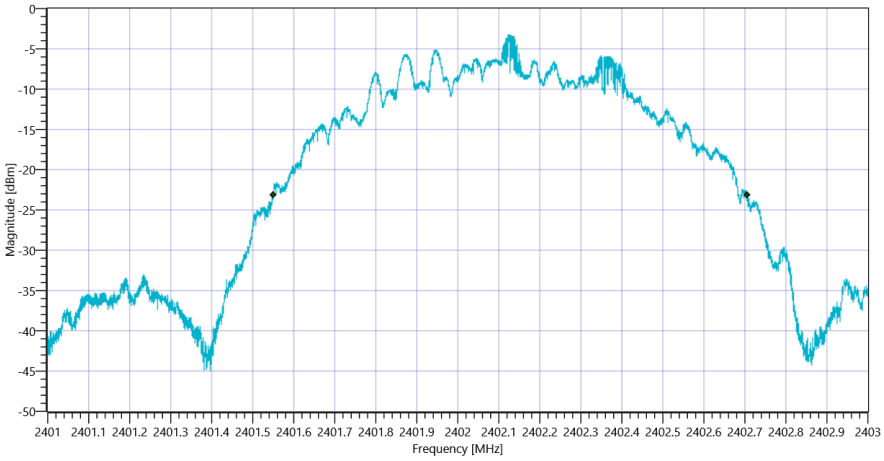

Plot_FCC Part 15.247 Bandwidth 99PCT-20dB ~ BT LE 1 Msps 20dB_06102020_163203.png

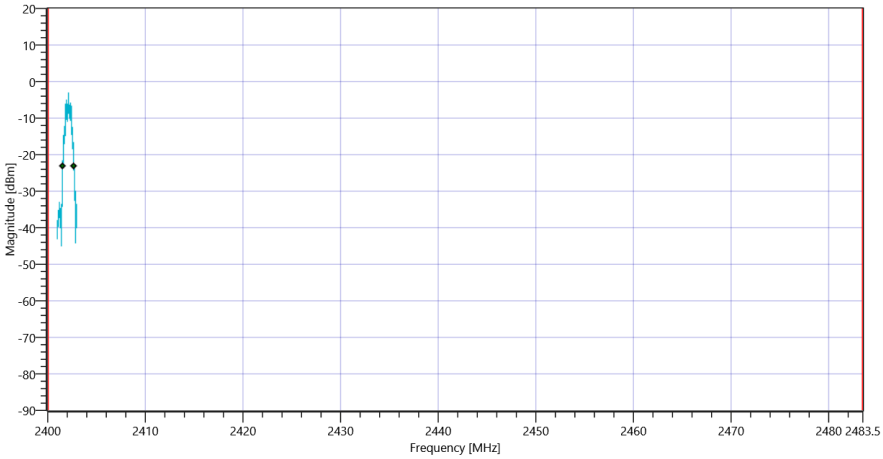

Plot_FCC Part 15.247 Bandwidth 99PCT-20dB ~ BT LE 1 Msps_06102020_163207.png

Test at TX 2440 MHz

DTM Connection check					
Test Description	Lower Limit	Upper Limit	Measured	Unit	Verdict
Connection result	---	---	---	---	PASS

READ SA SETTINGS:	
RefLevel [dBm] | RefLevelOffset [dB] | InpAtt [dB]	5.36 | 10.8 | 10
Start [MHz] | Stop [MHz]	2439.000 | 2441.000
RBW [MHz] | VBW [MHz]	0.020000 | 0.100000
Detector | TraceMode	POS | MAXH
Sweep: Time [ms] | Count | Points per Section | Type	50 | 200 | 10001 | SWE

RESULT					
Test Description	Lower Limit	Upper Limit	Measured	Unit	Verdict
Bandwidth 99%	---	---	1059	kHz	INFO
T1 99%	2400.000000	---	2439.6000	MHz	PASS
T2 99%	---	2483.500000	2440.6589	MHz	PASS

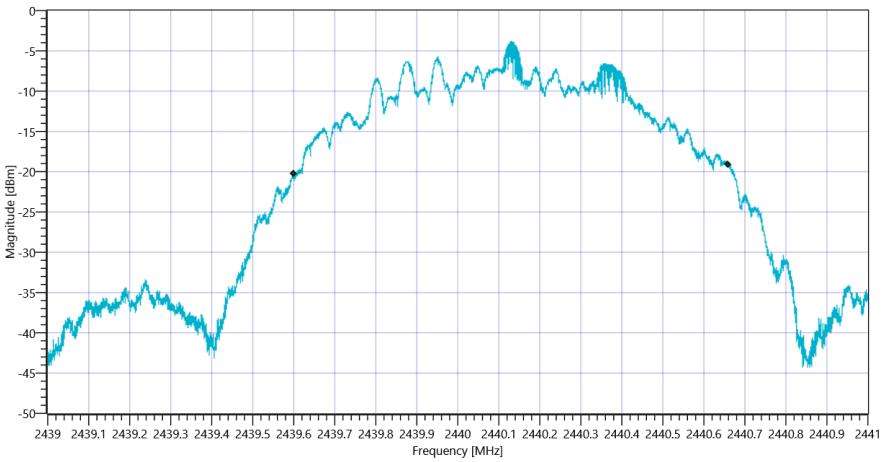

Plot_FCC Part 15.247 Bandwidth 99PCT-20dB ~ BT LE 1 Msps 99PCT_06102020_163234.png

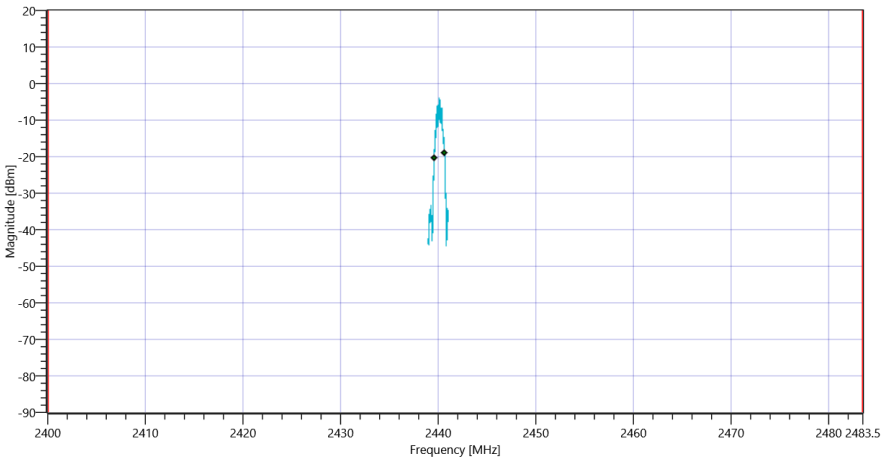

Plot_FCC Part 15.247 Bandwidth 99PCT-20dB ~ BT LE 1 Msps_06102020_163238.png

RESULT					
Test Description	Lower Limit	Upper Limit	Measured	Unit	Verdict
Bandwidth 20dB	---	---	1156	kHz	INFO
T1 20DB	2400.000000	---	2439.5520	MHz	PASS

T2 20dB	---	2483.500000	2440.7084	MHz	PASS

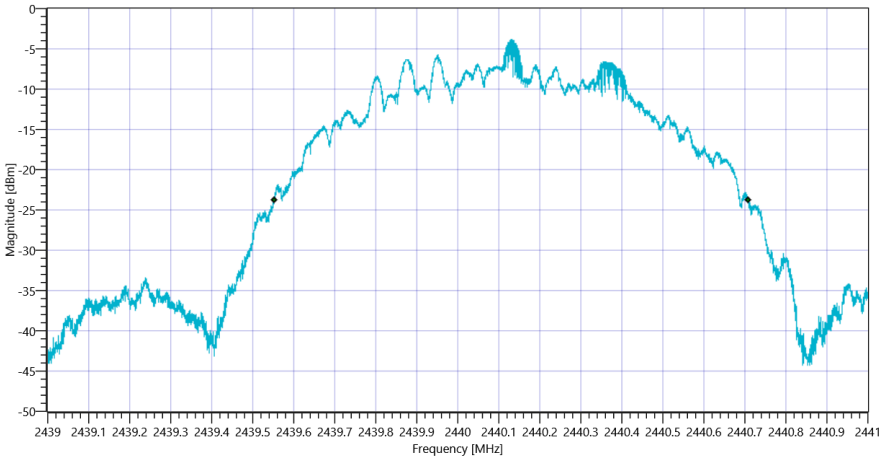

Plot_FCC Part 15.247 Bandwidth 99PCT-20dB ~ BT LE 1 Msps 20dB_06102020_163243.png

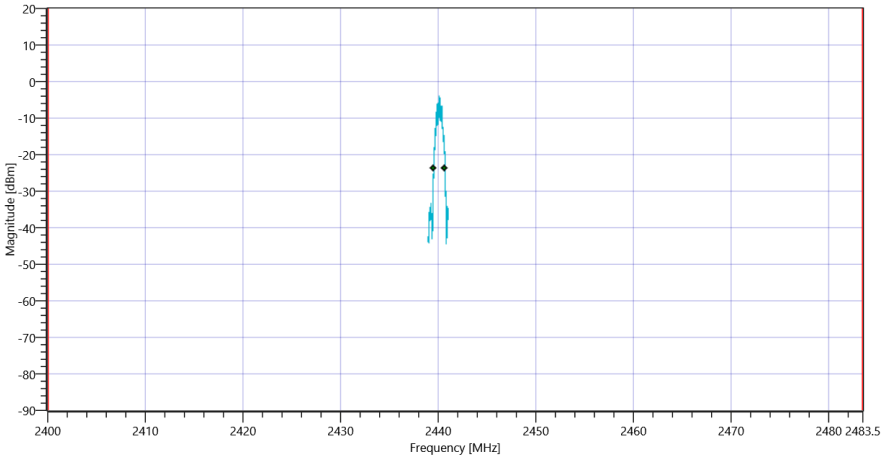

Plot_FCC Part 15.247 Bandwidth 99PCT-20dB ~ BT LE 1 Msps_06102020_163247.png

Test at TX 2480 MHz

DTM Connection check					
Test Description	Lower Limit	Upper Limit	Measured	Unit	Verdict
Connection result	---	---	---	---	PASS

READ SA SETTINGS:	
RefLevel [dBm] | RefLevelOffset [dB] | InpAtt [dB]	4.17 | 10.85 | 10
Start [MHz] | Stop [MHz]	2479.000 | 2481.000
RBW [MHz] | VBW [MHz]	0.020000 | 0.100000
Detector | TraceMode	POS | MAXH
Sweep: Time [ms] | Count | Points per Section | Type	50 | 200 | 10001 | SWE

RESULT					
Test Description	Lower Limit	Upper Limit	Measured	Unit	Verdict
Bandwidth 99%	---	---	1067	kHz	INFO
T1 99%	2400.000000	---	2479.5968	MHz	PASS
T2 99%	---	2483.500000	2480.6637	MHz	PASS

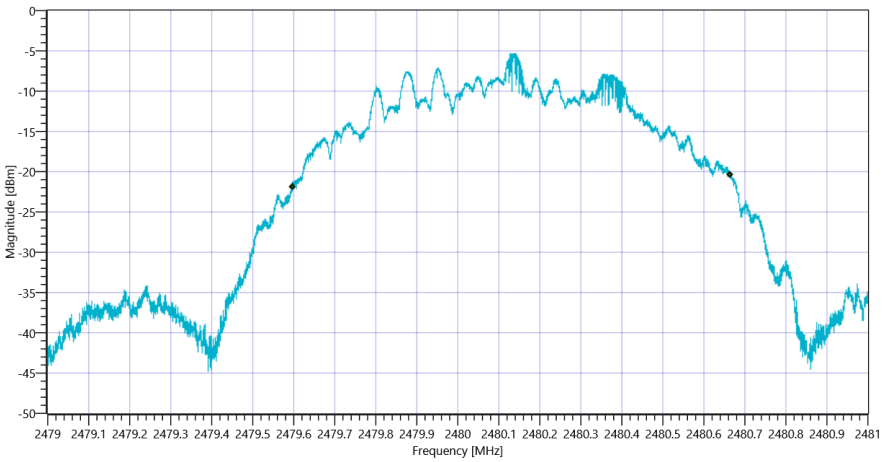

Plot_FCC Part 15.247 Bandwidth 99PCT-20dB ~ BT LE 1 Msps 99PCT_06102020_163314.png

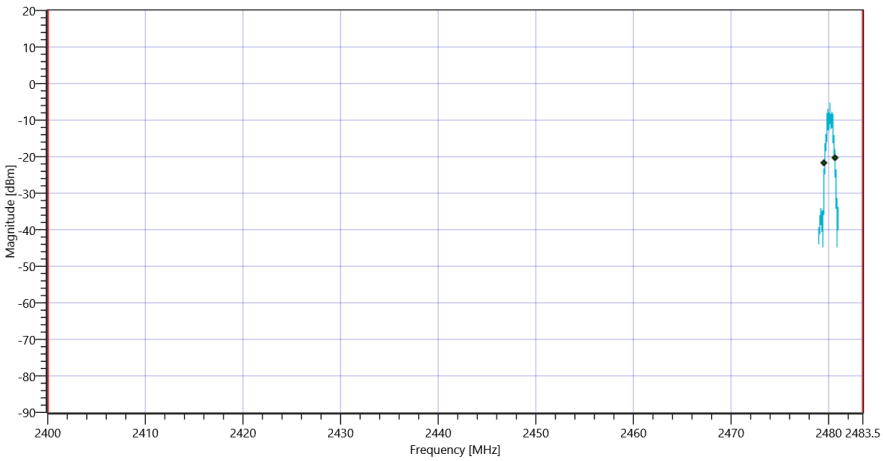

Plot_FCC Part 15.247 Bandwidth 99PCT-20dB ~ BT LE 1 Msps_06102020_163318.png

RESULT					
Test Description	Lower Limit	Upper Limit	Measured	Unit	Verdict
Bandwidth 20dB	---	---	1176	kHz	INFO
T1 20DB	2400.000000	---	2479.5518	MHz	PASS

T2 20dB	---	2483.500000	2480.7280	MHz	PASS

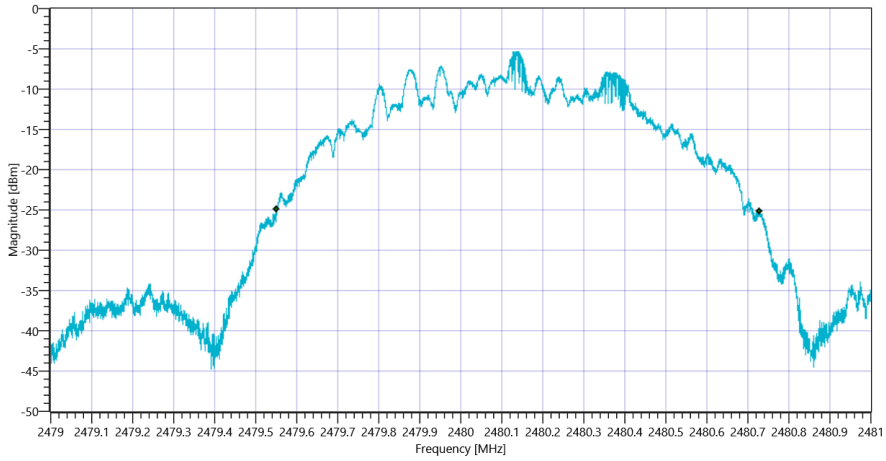

Plot_FCC Part 15.247 Bandwidth 99PCT-20dB ~ BT LE 1 Msps 20dB_06102020_163324.png

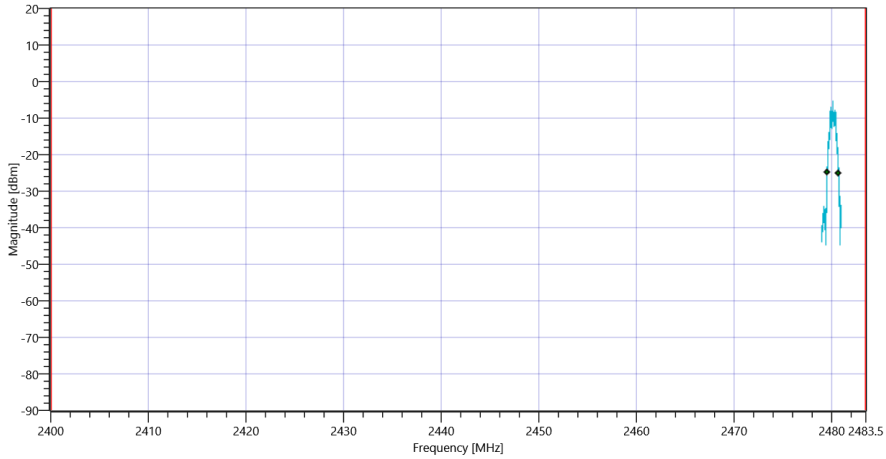

Plot_FCC Part 15.247 Bandwidth 99PCT-20dB ~ BT LE 1 Msps_06102020_163327.png

TEST FINISHED		
General Verdict	06.10.2020 16:33:28 / RT: 122 s	PASS

14. FCC Part 15.247 Bandwidth 99PCT-20dB ~ BT LE 2 Msps

Test References	
TC Start	06.10.2020 16:54:27
Ambit Temp [°C] | Humidity [rel%]	24.8 | 42
System Version	1.0.0.51
Test Specification	FCC Part 15.247
Test Method	
Class / TC Version	TC_VM_FCC15247_Bandwidth_99PCT_20dB_DTS_FHSS_V01 Version: 0.0.2
My Description	FCC 15.247 Bandwidth 99PCT-20dB DTS - BT LE 2 Msps
Add. Information	

Test Parameter	
Technology to test	BT LE 2 Msps
Antenna Port used	1
Temperature	mid
Voltage	mid
Frequency low to test	True | Freq [MHz] 2402
Frequency mid to test	True | Freq [MHz] 2440
Frequency high to test	True | Freq [MHz] 2480
Switched Path	IUT - SignalingUnit - SpectrumAnalyzer
Devices in use	SigBT: Rohde&Schwarz,CMW,1201.0002k75/100683,3.7.170 | SA: Rohde&Schwarz,FSV-30,1321.3008K30/103809,3.60

Test at TX 2402 MHz

DTM Connection check					
Test Description	Lower Limit	Upper Limit	Measured	Unit	Verdict
Connection result	---	---	---	---	PASS

READ SA SETTINGS:	
RefLevel [dBm] | RefLevelOffset [dB] | InpAtt [dB]	6.18 | 10.79 | 15
Start [MHz] | Stop [MHz]	2399.700 | 2404.300
RBW [MHz] | VBW [MHz]	0.050000 | 0.200000
Detector | TraceMode	POS | MAXH
Sweep: Time [ms] | Count | Points per Section | Type	50 | 200 | 10001 | SWE

RESULT					
Test Description	Lower Limit	Upper Limit	Measured	Unit	Verdict
Bandwidth 99%	---	---	2078	kHz	INFO
T1 99%	2400.000000	---	2401.0990	MHz	PASS
T2 99%	---	2483.500000	2403.1766	MHz	PASS

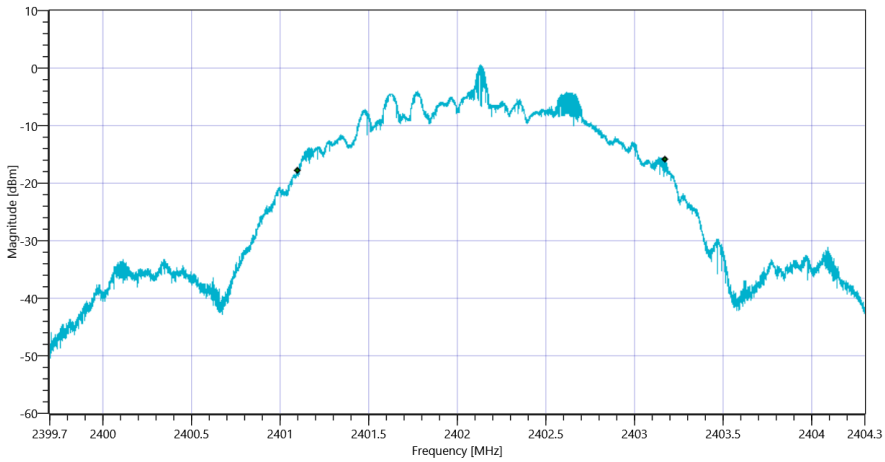

Plot_FCC Part 15.247 Bandwidth 99PCT-20dB ~ BT LE 2 Msps 99PCT_06102020_165456.png

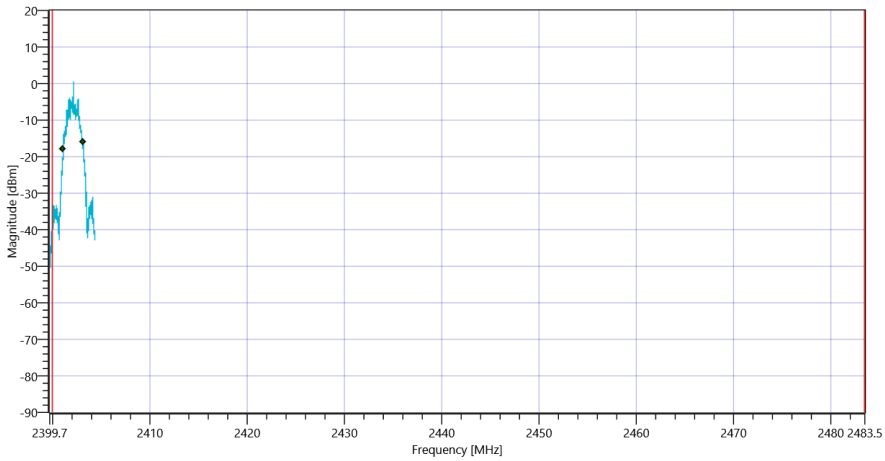

Plot_FCC Part 15.247 Bandwidth 99PCT-20dB ~ BT LE 2 Msps_06102020_165500.png

RESULT					
Test Description	Lower Limit	Upper Limit	Measured	Unit	Verdict
Bandwidth 20dB	---	---	2167	kHz	INFO
T1 20DB	2400.000000	---	2401.0625	MHz	PASS

T2 20dB	---	2483.500000	2403.2291	MHz	PASS

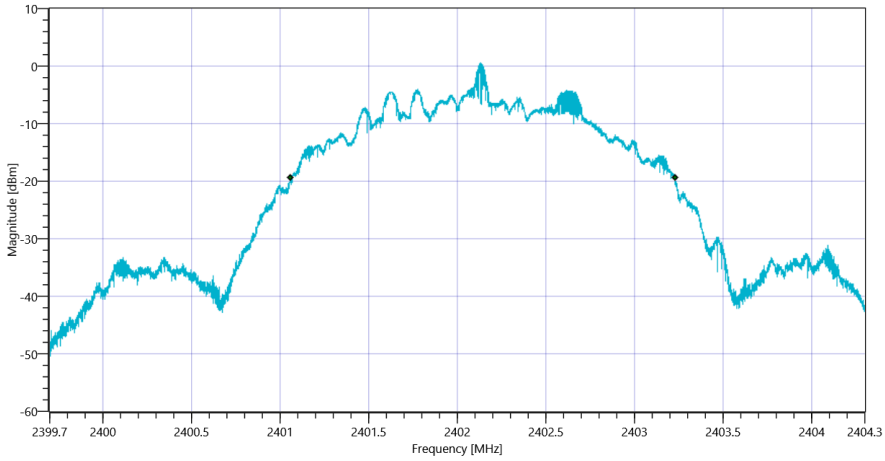

Plot_FCC Part 15.247 Bandwidth 99PCT-20dB ~ BT LE 2 Msps 20dB_06102020_165505.png

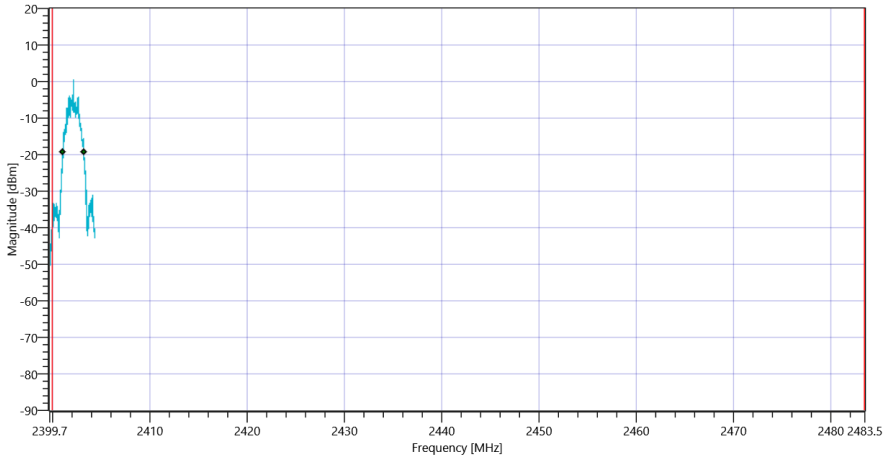

Plot_FCC Part 15.247 Bandwidth 99PCT-20dB ~ BT LE 2 Msps_06102020_165508.png

Test at TX 2440 MHz

DTM Connection check					
Test Description	Lower Limit	Upper Limit	Measured	Unit	Verdict
Connection result	---	---	---	---	PASS

READ SA SETTINGS:	
RefLevel [dBm] | RefLevelOffset [dB] | InpAtt [dB]	5.41 | 10.8 | 10
Start [MHz] | Stop [MHz]	2437.700 | 2442.300
RBW [MHz] | VBW [MHz]	0.050000 | 0.200000
Detector | TraceMode	POS | MAXH
Sweep: Time [ms] | Count | Points per Section | Type	50 | 200 | 10001 | SWE

RESULT					
Test Description	Lower Limit	Upper Limit	Measured	Unit	Verdict
Bandwidth 99%	---	---	2079	kHz	INFO
T1 99%	2400.000000	---	2439.0994	MHz	PASS
T2 99%	---	2483.500000	2441.1789	MHz	PASS

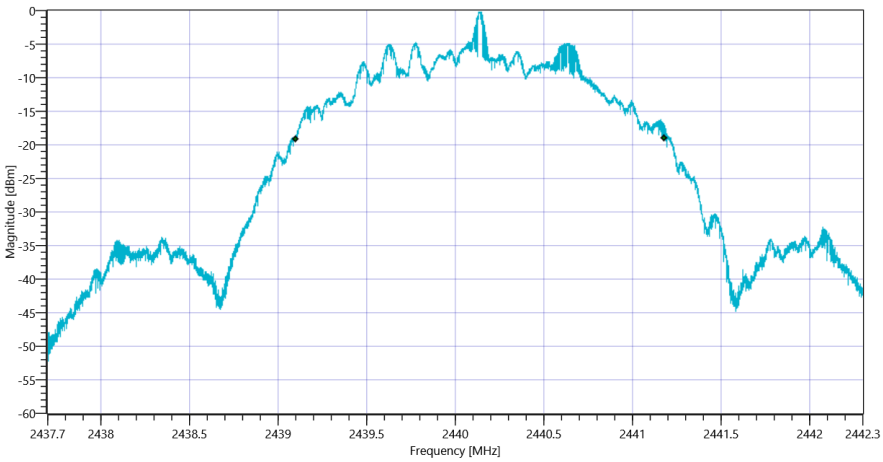

Plot_FCC Part 15.247 Bandwidth 99PCT-20dB ~ BT LE 2 Msps 99PCT_06102020_165535.png

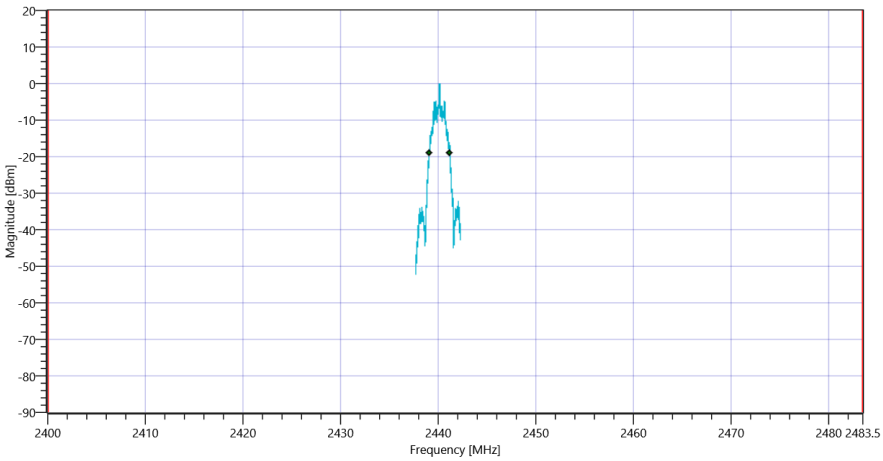

Plot_FCC Part 15.247 Bandwidth 99PCT-20dB ~ BT LE 2 Msps_06102020_165539.png

RESULT					
Test Description	Lower Limit	Upper Limit	Measured	Unit	Verdict
Bandwidth 20dB	---	---	2166	kHz	INFO
T1 20DB	2400.000000	---	2439.0621	MHz	PASS

T2 20dB	---	2483.500000	2441.2282	MHz	PASS

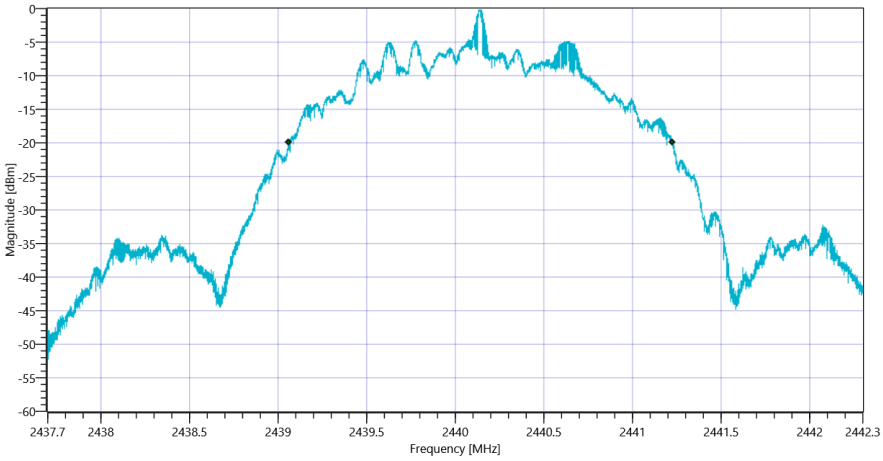

Plot_FCC Part 15.247 Bandwidth 99PCT-20dB ~ BT LE 2 Msps 20dB_06102020_165544.png

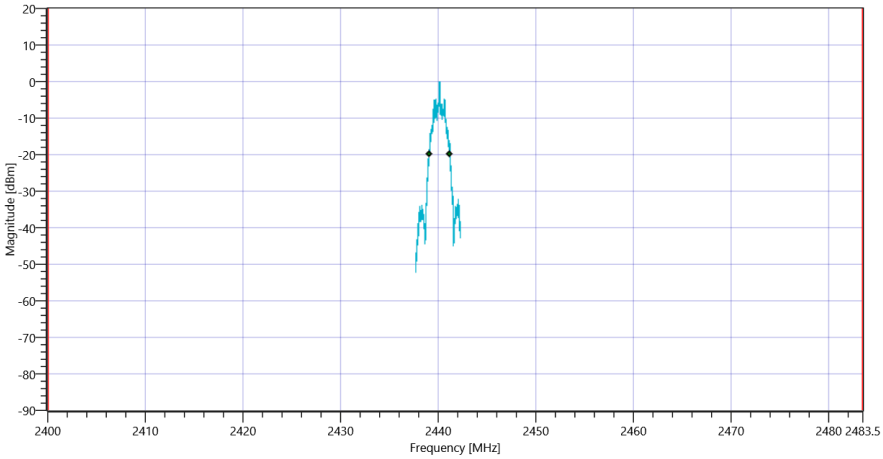

Plot_FCC Part 15.247 Bandwidth 99PCT-20dB ~ BT LE 2 Msps_06102020_165548.png

Test at TX 2480 MHz

DTM Connection check					
Test Description	Lower Limit	Upper Limit	Measured	Unit	Verdict
Connection result	---	---	---	---	PASS

READ SA SETTINGS:	
RefLevel [dBm] | RefLevelOffset [dB] | InpAtt [dB]	4.18 | 10.85 | 10
Start [MHz] | Stop [MHz]	2477.700 | 2482.300
RBW [MHz] | VBW [MHz]	0.050000 | 0.200000
Detector | TraceMode	POS | MAXH
Sweep: Time [ms] | Count | Points per Section | Type	50 | 200 | 10001 | SWE

RESULT					
Test Description	Lower Limit	Upper Limit	Measured	Unit	Verdict
Bandwidth 99%	---	---	2085	kHz	INFO
T1 99%	2400.000000	---	2479.0980	MHz	PASS
T2 99%	---	2483.500000	2481.1835	MHz	PASS

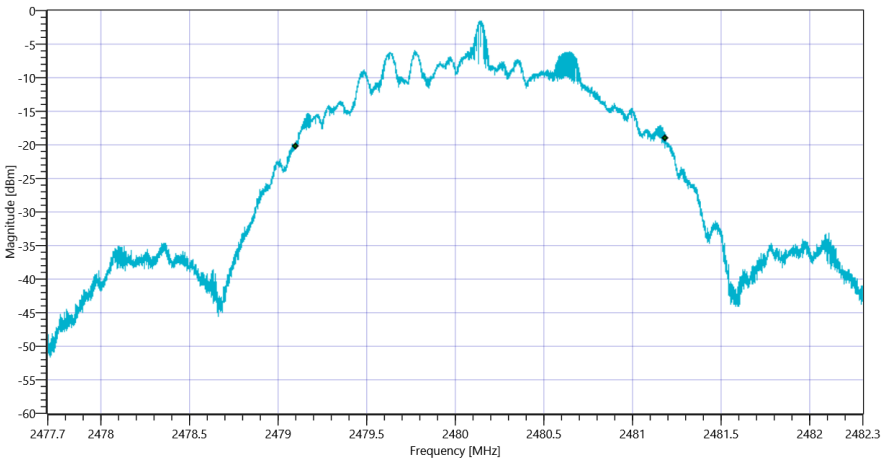

Plot_FCC Part 15.247 Bandwidth 99PCT-20dB ~ BT LE 2 Msps 99PCT_06102020_165616.png

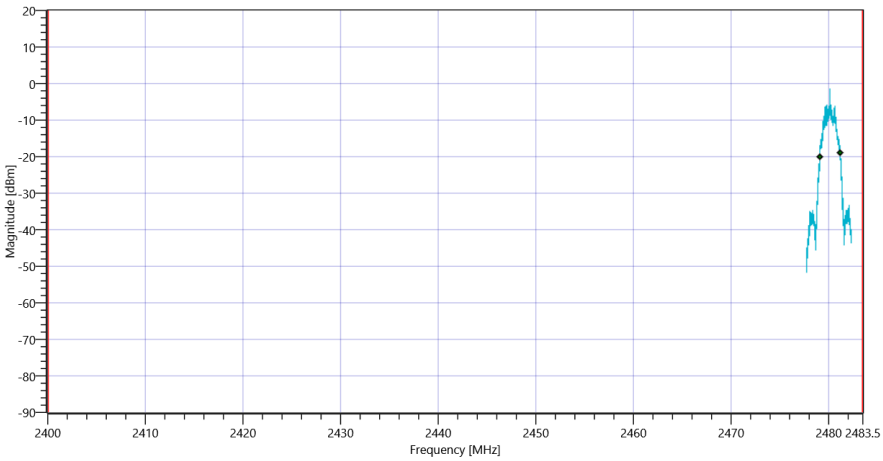

Plot_FCC Part 15.247 Bandwidth 99PCT-20dB ~ BT LE 2 Msps_06102020_165620.png

RESULT					
Test Description	Lower Limit	Upper Limit	Measured	Unit	Verdict
Bandwidth 20dB	---	---	2172	kHz	INFO
T1 20DB	2400.000000	---	2479.0625	MHz	PASS

T2 20dB	---	2483.500000	2481.2342	MHz	PASS

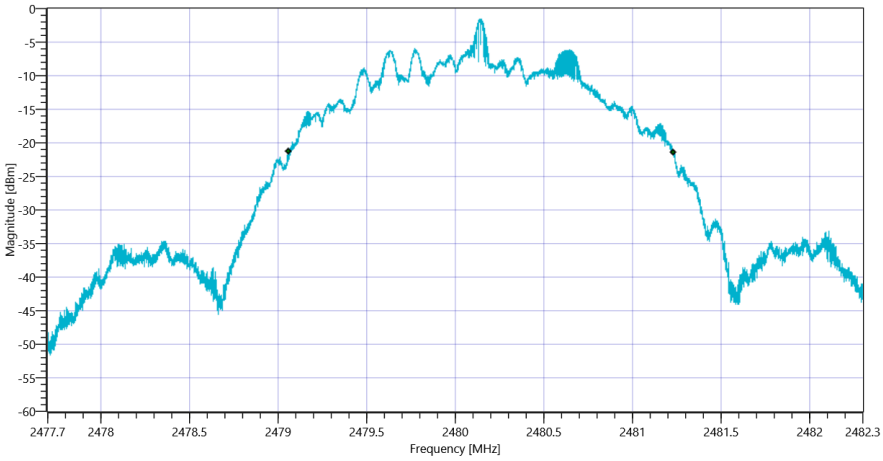

Plot_FCC Part 15.247 Bandwidth 99PCT-20dB ~ BT LE 2 Msps 20dB_06102020_165625.png

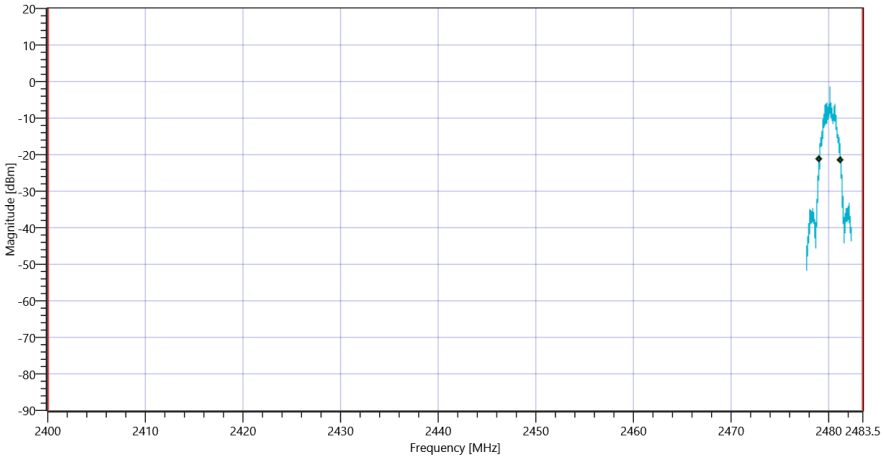

Plot_FCC Part 15.247 Bandwidth 99PCT-20dB ~ BT LE 2 Msps_06102020_165629.png

TEST FINISHED		
General Verdict	06.10.2020 16:56:30 / RT: 122 s	PASS

15. FCC Part 15.247 Bandwidth 99PCT-20dB ~ BT LE coded S8

Test References	
TC Start	06.10.2020 17:17:37
Ambit Temp [°C] | Humidity [rel%]	24.7 | 42
System Version	1.0.0.51
Test Specification	FCC Part 15.247
Test Method	
Class / TC Version	TC_VM_FCC15247_Bandwidth_99PCT_20dB_DTS_FHSS_V01 Version: 0.0.2
My Description	FCC 15.247 Bandwidth 99PCT-20dB DTS - BT LE coded S8
Add. Information	

Test Parameter	
Technology to test	BT LE coded S8
Antenna Port used	1
Temperature	mid
Voltage	mid
Frequency low to test	True | Freq [MHz] 2402
Frequency mid to test	True | Freq [MHz] 2440
Frequency high to test	True | Freq [MHz] 2480
Switched Path	IUT - SignalingUnit - SpectrumAnalyzer
Devices in use	SigBT: Rohde&Schwarz,CMW,1201.0002k75/100683,3.7.170 | SA: Rohde&Schwarz,FSV-30,1321.3008K30/103809,3.60

Test at TX 2402 MHz

DTM Connection check					
Test Description	Lower Limit	Upper Limit	Measured	Unit	Verdict
Connection result	---	---	---	---	PASS

READ SA SETTINGS:	
RefLevel [dBm] | RefLevelOffset [dB] | InpAtt [dB]	6.17 | 10.79 | 15
Start [MHz] | Stop [MHz]	2401.000 | 2403.000
RBW [MHz] | VBW [MHz]	0.020000 | 0.100000
Detector | TraceMode	POS | MAXH
Sweep: Time [ms] | Count | Points per Section | Type	50 | 200 | 10001 | SWE

RESULT					
Test Description	Lower Limit	Upper Limit	Measured	Unit	Verdict
Bandwidth 99%	---	---	1088	kHz	INFO
T1 99%	2400.000000	---	2401.5764	MHz	PASS
T2 99%	---	2483.500000	2402.6643	MHz	PASS

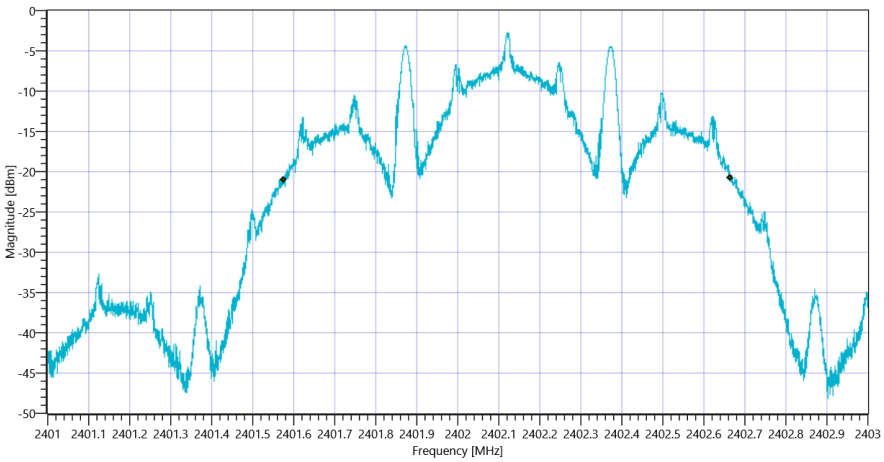

Plot_FCC Part 15.247 Bandwidth 99PCT-20dB ~ BT LE coded S8 99PCT_06102020_171806.png

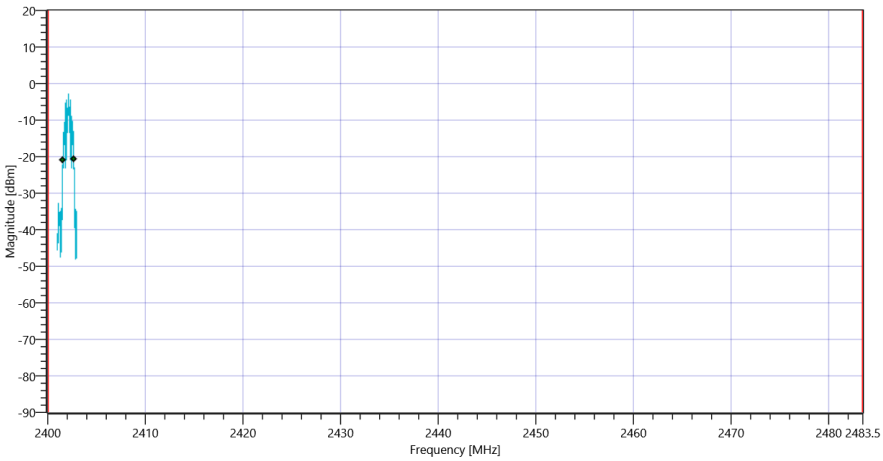

Plot_FCC Part 15.247 Bandwidth 99PCT-20dB ~ BT LE coded S8_06102020_171810.png

RESULT					
Test Description	Lower Limit	Upper Limit	Measured	Unit	Verdict
Bandwidth 20dB	---	---	1145	kHz	INFO
T1 20DB	2400.000000	---	2401.5502	MHz	PASS

T2 20dB	---	2483.500000	2402.6952	MHz	PASS

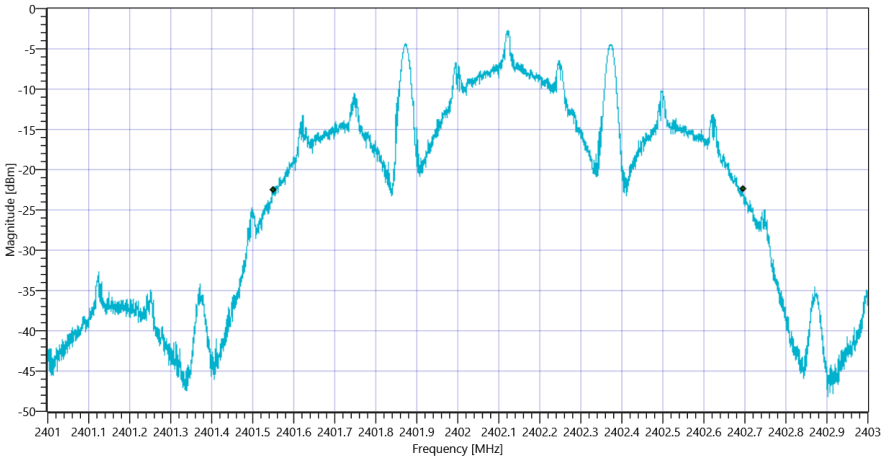

Plot_FCC Part 15.247 Bandwidth 99PCT-20dB ~ BT LE coded S8 20dB_06102020_171815.png

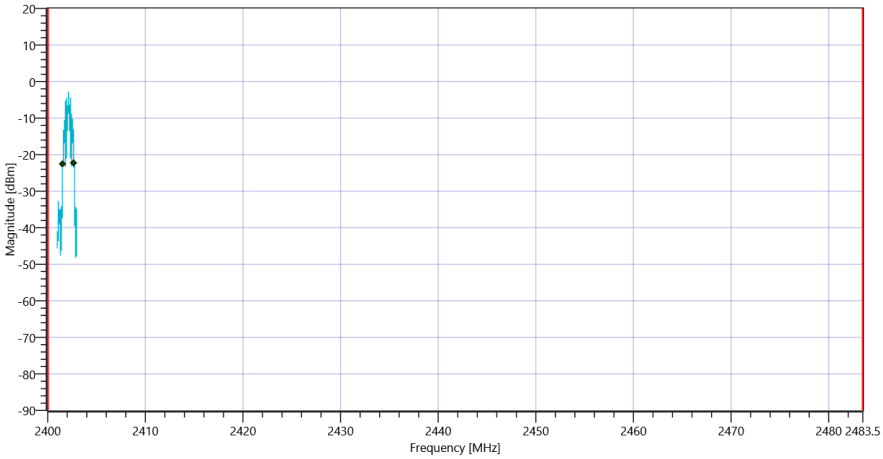

Plot_FCC Part 15.247 Bandwidth 99PCT-20dB ~ BT LE coded S8_06102020_171818.png

Test at TX 2440 MHz

DTM Connection check					
Test Description	Lower Limit	Upper Limit	Measured	Unit	Verdict
Connection result	---	---	---	---	PASS

READ SA SETTINGS:	
RefLevel [dBm] | RefLevelOffset [dB] | InpAtt [dB]	5.42 | 10.8 | 10
Start [MHz] | Stop [MHz]	2439.000 | 2441.000
RBW [MHz] | VBW [MHz]	0.020000 | 0.100000
Detector | TraceMode	POS | MAXH
Sweep: Time [ms] | Count | Points per Section | Type	50 | 200 | 10001 | SWE

RESULT					
Test Description	Lower Limit	Upper Limit	Measured	Unit	Verdict
Bandwidth 99%	---	---	1094	kHz	INFO
T1 99%	2400.000000	---	2439.5754	MHz	PASS
T2 99%	---	2483.500000	2440.6693	MHz	PASS

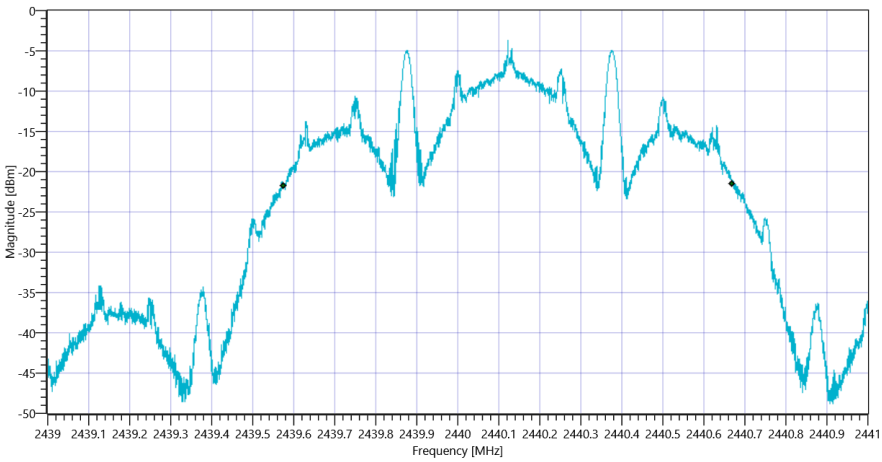

Plot_FCC Part 15.247 Bandwidth 99PCT-20dB ~ BT LE coded S8 99PCT_06102020_171846.png

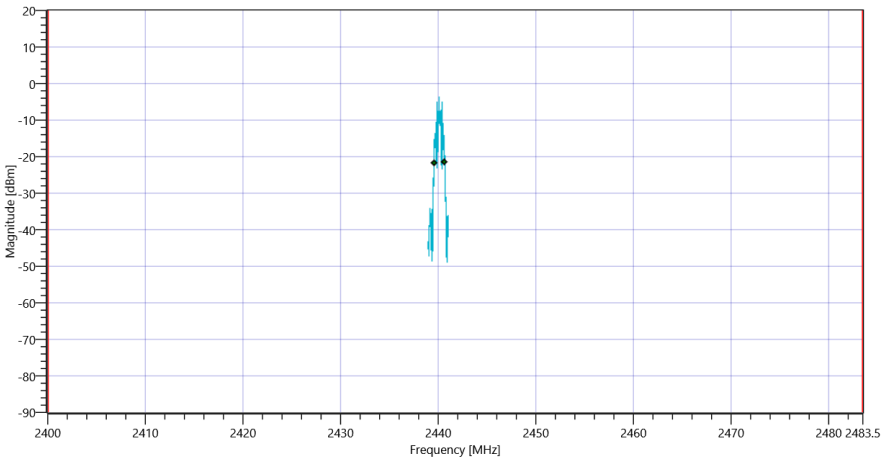

Plot_FCC Part 15.247 Bandwidth 99PCT-20dB ~ BT LE coded S8_06102020_171850.png

RESULT					
Test Description	Lower Limit	Upper Limit	Measured	Unit	Verdict
Bandwidth 20dB	---	---	1151	kHz	INFO
T1 20DB	2400.000000	---	2439.5498	MHz	PASS

T2 20dB	---	2483.500000	2440.7010	MHz	PASS

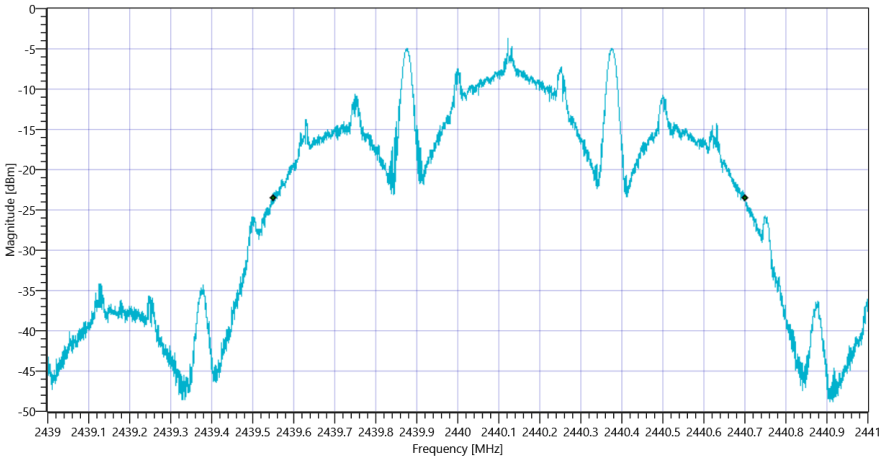

Plot_FCC Part 15.247 Bandwidth 99PCT-20dB ~ BT LE coded S8 20dB_06102020_171855.png

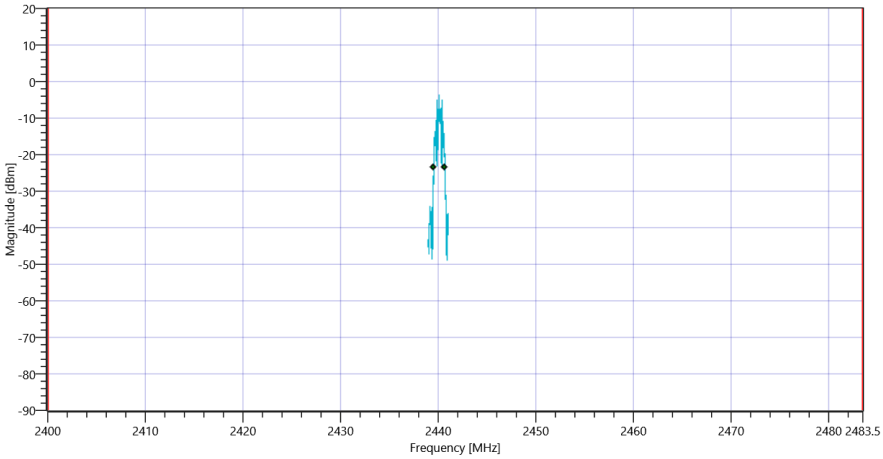

Plot_FCC Part 15.247 Bandwidth 99PCT-20dB ~ BT LE coded S8_06102020_171859.png

Test at TX 2480 MHz

DTM Connection check					
Test Description	Lower Limit	Upper Limit	Measured	Unit	Verdict
Connection result	---	---	---	---	PASS

READ SA SETTINGS:	
RefLevel [dBm] | RefLevelOffset [dB] | InpAtt [dB]	4.20 | 10.85 | 10
Start [MHz] | Stop [MHz]	2479.000 | 2481.000
RBW [MHz] | VBW [MHz]	0.020000 | 0.100000
Detector | TraceMode	POS | MAXH
Sweep: Time [ms] | Count | Points per Section | Type	50 | 200 | 10001 | SWE

RESULT					
Test Description	Lower Limit	Upper Limit	Measured	Unit	Verdict
Bandwidth 99%	---	---	1099	kHz	INFO
T1 99%	2400.000000	---	2479.5760	MHz	PASS
T2 99%	---	2483.500000	2480.6753	MHz	PASS

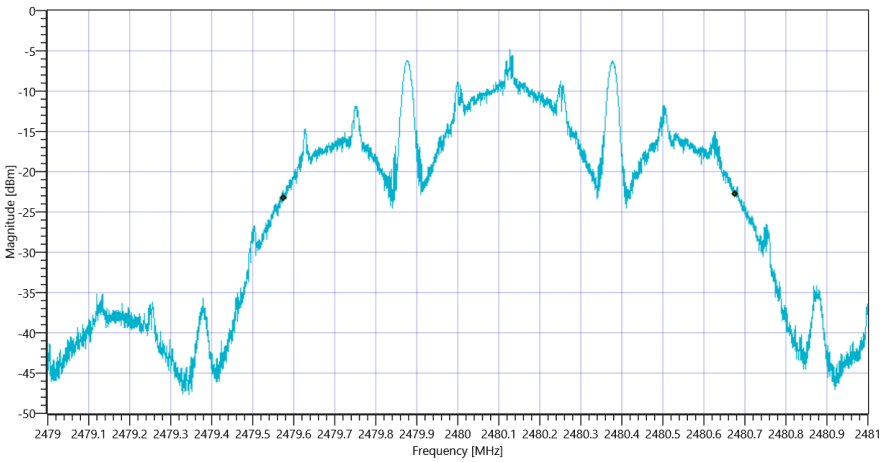

Plot_FCC Part 15.247 Bandwidth 99PCT-20dB ~ BT LE coded S8 99PCT_06102020_171928.png

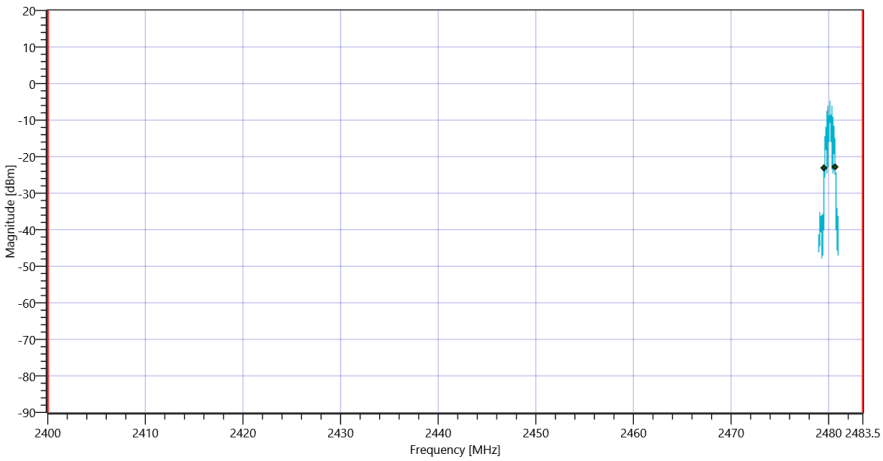

Plot_FCC Part 15.247 Bandwidth 99PCT-20dB ~ BT LE coded S8_06102020_171932.png

RESULT					
Test Description	Lower Limit	Upper Limit	Measured	Unit	Verdict
Bandwidth 20dB	---	---	1150	kHz	INFO
T1 20DB	2400.000000	---	2479.5514	MHz	PASS

T2 20dB	---	2483.500000	2480.7018	MHz	PASS

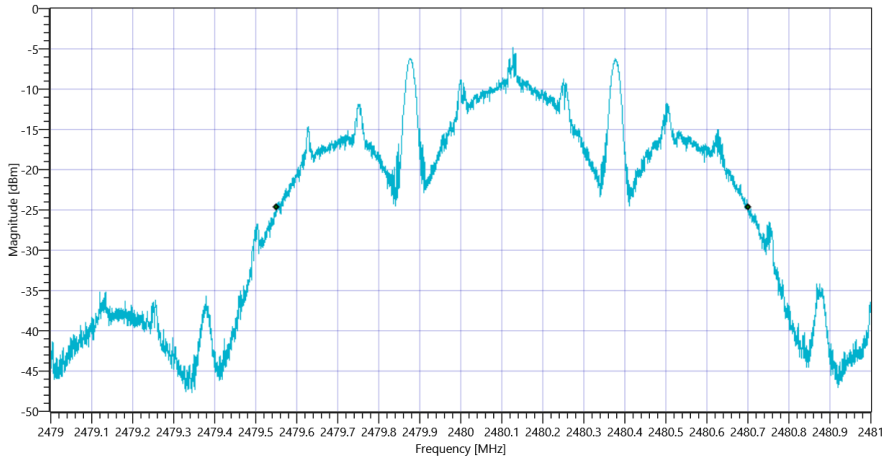

Plot_FCC Part 15.247 Bandwidth 99PCT-20dB ~ BT LE coded S8 20dB_06102020_171938.png

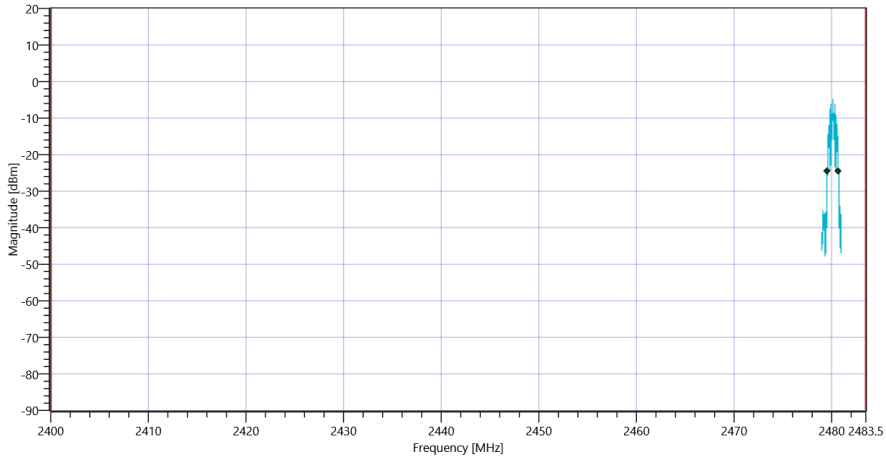

Plot_FCC Part 15.247 Bandwidth 99PCT-20dB ~ BT LE coded S8_06102020_171941.png

TEST FINISHED		
General Verdict	06.10.2020 17:19:42 / RT: 125 s	PASS

16. FCC Part 15.247 Bandwidth 99PCT-20dB ~ BT LE coded S2

Test References	
TC Start	06.10.2020 17:41:56
Ambit Temp [°C] | Humidity [rel%]	24.8 | 41
System Version	1.0.0.51
Test Specification	FCC Part 15.247
Test Method	
Class / TC Version	TC_VM_FCC15247_Bandwidth_99PCT_20dB_DTS_FHSS_V01 Version: 0.0.2
My Description	FCC 15.247 Bandwidth 99PCT-20dB DTS - BT LE coded S2
Add. Information	

Test Parameter	
Technology to test	BT LE coded S2
Antenna Port used	1
Temperature	mid
Voltage	mid
Frequency low to test	True | Freq [MHz] 2402
Frequency mid to test	True | Freq [MHz] 2440
Frequency high to test	True | Freq [MHz] 2480
Switched Path	IUT - SignalingUnit - SpectrumAnalyzer
Devices in use	SigBT: Rohde&Schwarz,CMW,1201.0002k75/100683,3.7.170 | SA: Rohde&Schwarz,FSV-30,1321.3008K30/103809,3.60

Test at TX 2402 MHz

DTM Connection check					
Test Description	Lower Limit	Upper Limit	Measured	Unit	Verdict
Connection result	---	---	---	---	PASS

READ SA SETTINGS:	
RefLevel [dBm] | RefLevelOffset [dB] | InpAtt [dB]	6.19 | 10.79 | 15
Start [MHz] | Stop [MHz]	2401.000 | 2403.000
RBW [MHz] | VBW [MHz]	0.020000 | 0.100000
Detector | TraceMode	POS | MAXH
Sweep: Time [ms] | Count | Points per Section | Type	50 | 200 | 10001 | SWE

RESULT					
Test Description	Lower Limit	Upper Limit	Measured	Unit	Verdict
Bandwidth 99%	---	---	1053	kHz	INFO
T1 99%	2400.000000	---	2401.5940	MHz	PASS
T2 99%	---	2483.500000	2402.6475	MHz	PASS

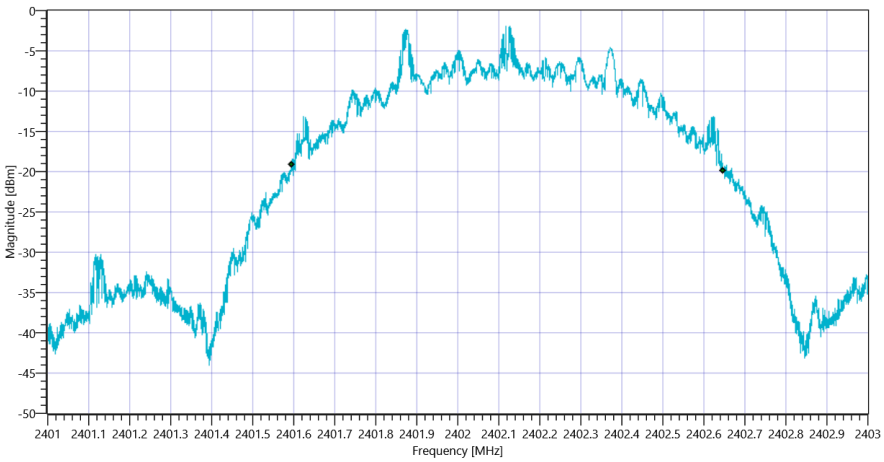

Plot_FCC Part 15.247 Bandwidth 99PCT-20dB ~ BT LE coded S2 99PCT_06102020_174225.png

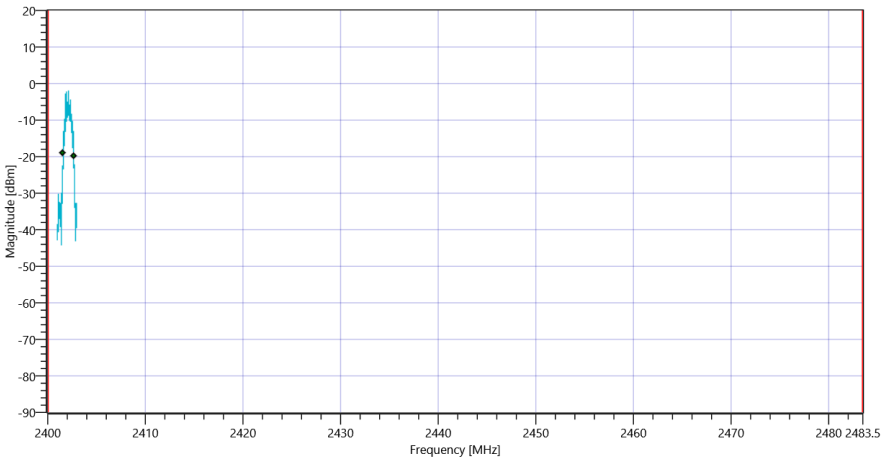

Plot_FCC Part 15.247 Bandwidth 99PCT-20dB ~ BT LE coded S2_06102020_174229.png

RESULT					
Test Description	Lower Limit	Upper Limit	Measured	Unit	Verdict
Bandwidth 20dB	---	---	1129	kHz	INFO
T1 20DB	2400.000000	---	2401.5664	MHz	PASS

T2 20dB	---	2483.500000	2402.6950	MHz	PASS

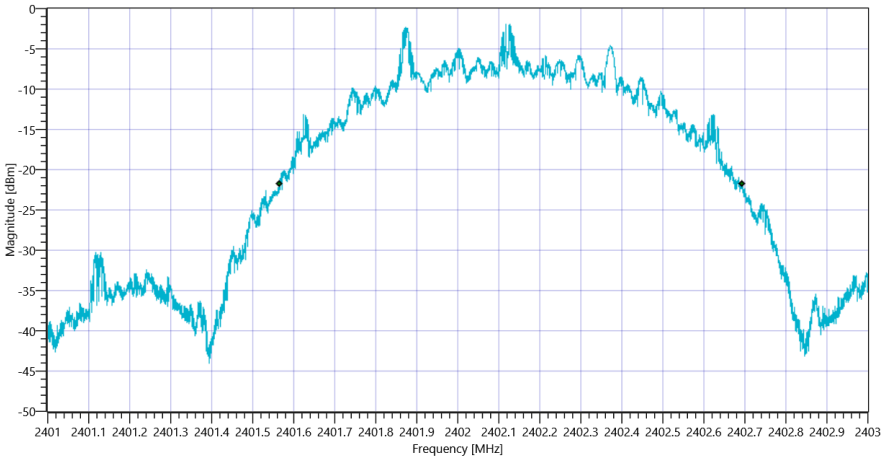

Plot_FCC Part 15.247 Bandwidth 99PCT-20dB ~ BT LE coded S2 20dB_06102020_174234.png

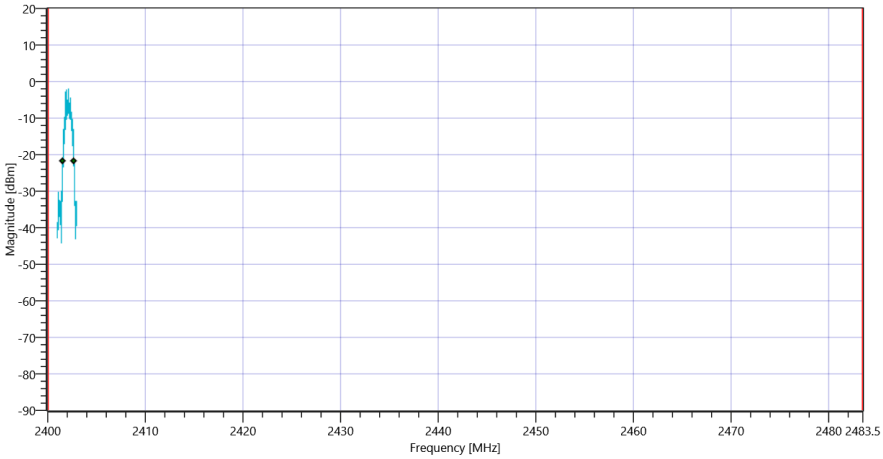

Plot_FCC Part 15.247 Bandwidth 99PCT-20dB ~ BT LE coded S2_06102020_174238.png

Test at TX 2440 MHz

DTM Connection check					
Test Description	Lower Limit	Upper Limit	Measured	Unit	Verdict
Connection result	---	---	---	---	PASS

READ SA SETTINGS:	
RefLevel [dBm] | RefLevelOffset [dB] | InpAtt [dB]	5.45 | 10.8 | 10
Start [MHz] | Stop [MHz]	2439.000 | 2441.000
RBW [MHz] | VBW [MHz]	0.020000 | 0.100000
Detector | TraceMode	POS | MAXH
Sweep: Time [ms] | Count | Points per Section | Type	50 | 200 | 10001 | SWE

RESULT					
Test Description	Lower Limit	Upper Limit	Measured	Unit	Verdict
Bandwidth 99%	---	---	1055	kHz	INFO
T1 99%	2400.000000	---	2439.5952	MHz	PASS
T2 99%	---	2483.500000	2440.6507	MHz	PASS

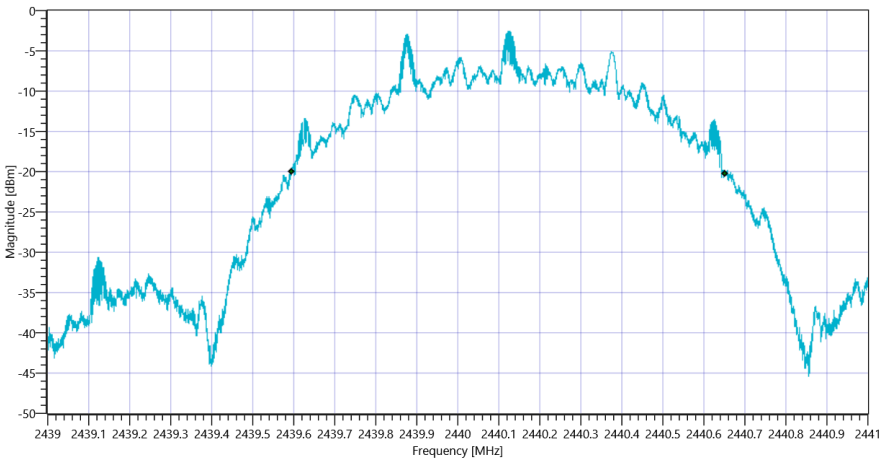

Plot_FCC Part 15.247 Bandwidth 99PCT-20dB ~ BT LE coded S2 99PCT_06102020_174306.png

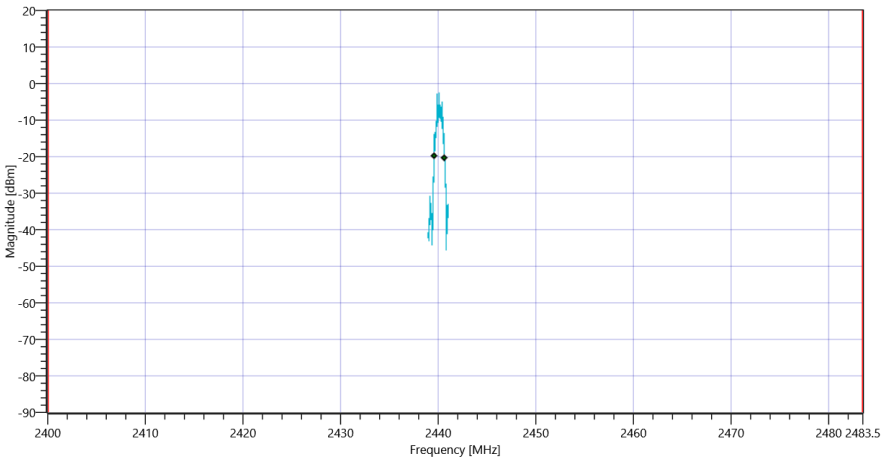

Plot_FCC Part 15.247 Bandwidth 99PCT-20dB ~ BT LE coded S2_06102020_174310.png

RESULT					
Test Description	Lower Limit	Upper Limit	Measured	Unit	Verdict
Bandwidth 20dB	---	---	1131	kHz	INFO
T1 20DB	2400.000000	---	2439.5664	MHz	PASS

T2 20dB	---	2483.500000	2440.6976	MHz	PASS

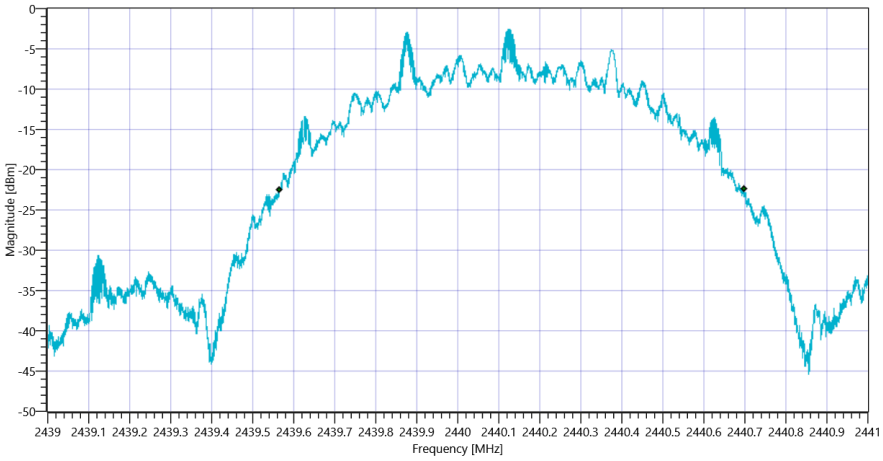

Plot_FCC Part 15.247 Bandwidth 99PCT-20dB ~ BT LE coded S2 20dB_06102020_174315.png

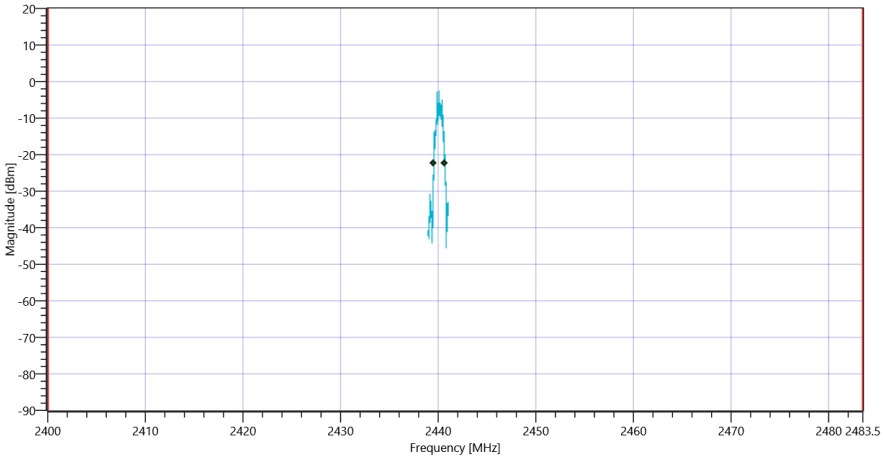

Plot_FCC Part 15.247 Bandwidth 99PCT-20dB ~ BT LE coded S2_06102020_174319.png

Test at TX 2480 MHz

DTM Connection check					
Test Description	Lower Limit	Upper Limit	Measured	Unit	Verdict
Connection result	---	---	---	---	PASS

READ SA SETTINGS:	
RefLevel [dBm] | RefLevelOffset [dB] | InpAtt [dB]	4.17 | 10.85 | 10
Start [MHz] | Stop [MHz]	2479.000 | 2481.000
RBW [MHz] | VBW [MHz]	0.020000 | 0.100000
Detector | TraceMode	POS | MAXH
Sweep: Time [ms] | Count | Points per Section | Type	50 | 200 | 10001 | SWE

RESULT					
Test Description	Lower Limit	Upper Limit	Measured	Unit	Verdict
Bandwidth 99%	---	---	1040	kHz	INFO
T1 99%	2400.000000	---	2479.6042	MHz	PASS
T2 99%	---	2483.500000	2480.6447	MHz	PASS

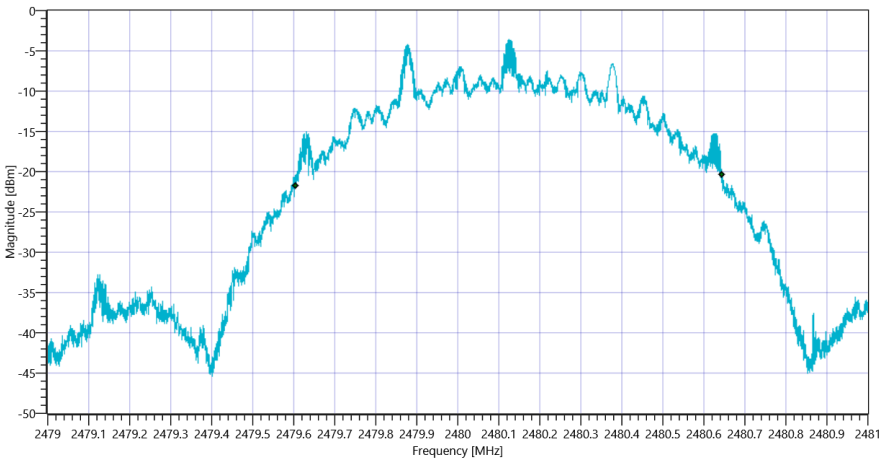

Plot_FCC Part 15.247 Bandwidth 99PCT-20dB ~ BT LE coded S2 99PCT_06102020_174347.png

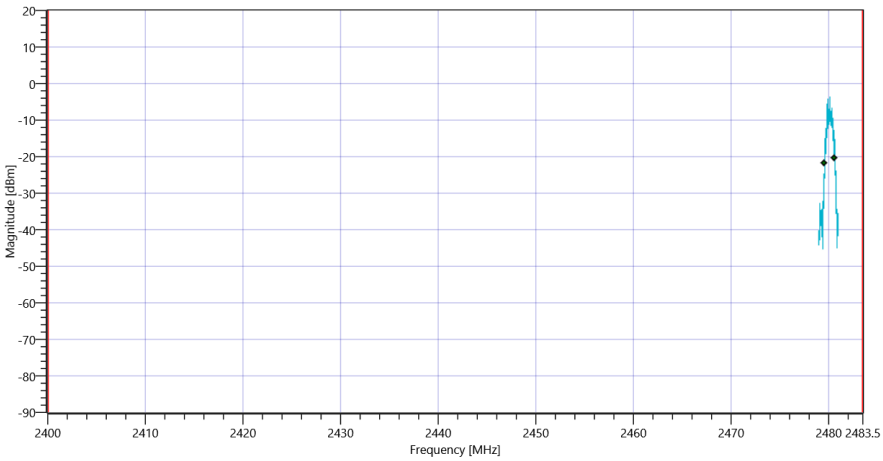

Plot_FCC Part 15.247 Bandwidth 99PCT-20dB ~ BT LE coded S2_06102020_174351.png

RESULT					
Test Description	Lower Limit	Upper Limit	Measured	Unit	Verdict
Bandwidth 20dB	---	---	1108	kHz	INFO
T1 20DB	2400.000000	---	2479.5702	MHz	PASS