T2 20dB	---	2483.500000	2480.6780	MHz	PASS

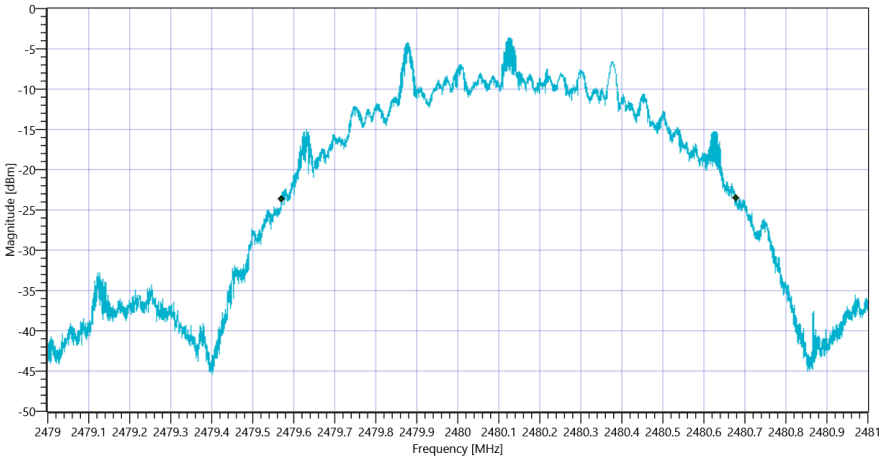

Plot_FCC Part 15.247 Bandwidth 99PCT-20dB ~ BT LE coded S2 20dB_06102020_174357.png

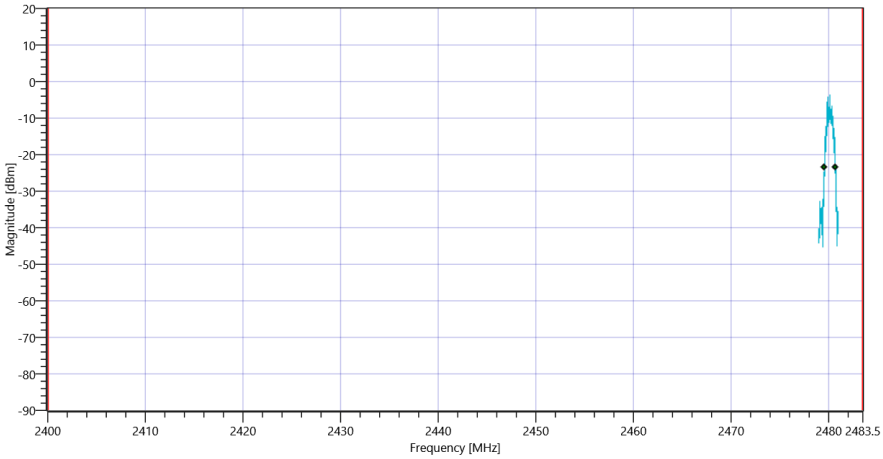

Plot_FCC Part 15.247 Bandwidth 99PCT-20dB ~ BT LE coded S2_06102020_174401.png

TEST FINISHED		
General Verdict	06.10.2020 17:44:02 / RT: 125 s	PASS

17. FCC Part 15.247 TX Spurious Conduced ~ BT LE 1 Msps

Test References	
TC Start	06.10.2020 16:33:33
Ambit Temp [°C] | Humidity [rel%]	25.0 | 41
System Version	1.0.0.51
Test Specification	FCC Part 15.247
Test Method	IF DTS then 8.5 DTS emissions in non-restricted frequency bands: Subclause 11.11 of ANSI C63.10 is applicable.
Class / TC Version	TC_VM_FCC15247_TX_Emissions_Conducted_V01 Version: 0.0.1
My Description	FCC 15.247 TX Emissions Conducted DTS - BT LE 1 Msps
Add. Information	

Test Parameter	
Technology to test	BT LE 1 Msps
Antenna Port used	1
Temperature	mid
Voltage	mid
Frequency low to test	True | Freq [MHz] 2402
Frequency mid to test	True | Freq [MHz] 2440
Frequency high to test	True | Freq [MHz] 2480
Switched Path	IUT - SignalingUnit - SpectrumAnalyzer
Devices in use	SigBT: Rohde&Schwarz,CMW,1201.0002k75/100683,3.7.170 | SA: Rohde&Schwarz,FSV-30,1321.3008K30/103809,3.60

Test at TX 2402 MHz

DTM Connection check					
Test Description	Lower Limit	Upper Limit	Measured	Unit	Verdict
Connection result	---	---	---	---	PASS

READ SA SETTINGS:	
RefLevel [dBm] | RefLevelOffset [dB] | InpAtt [dB]	1.73 | 0 | 20
Start [MHz] | Stop [MHz]	24530.000 | 25030.000
RBW [MHz] | VBW [MHz]	0.100000 | 0.300000
Detector | TraceMode	POS | MAXH
Sweep: Time [ms] | Count | Points per Section | Type	500 | 8 | 3001 | SWE

RESULT					
Test Description	Lower Limit	Upper Limit	Measured	Unit	Verdict
Reference @ 2402.17 MHz	---	---	-0.49	dBm	INFO
No peaks detected	---	---			PASS
Lowest margin to limit 15176.167 MHz	0	---	25.7	dB	INFO

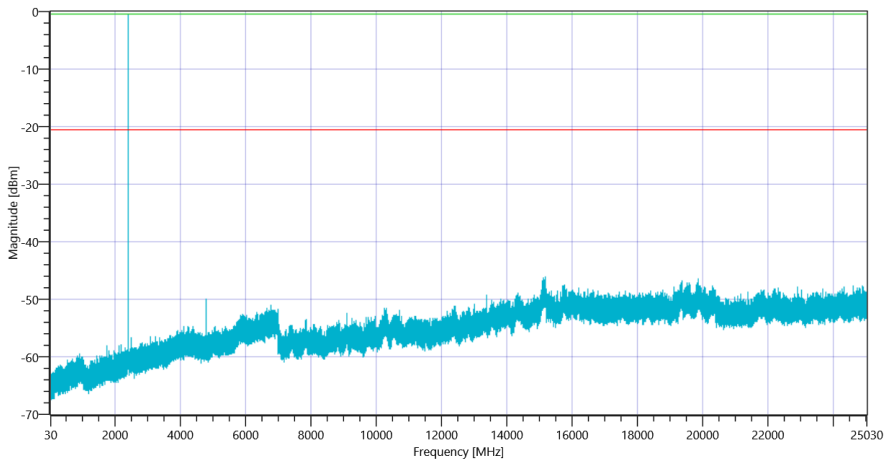

Plot_FCC Part 15.247 TX Spurious Conduced ~ BT LE 1 Msps 2402_06102020_163821.png

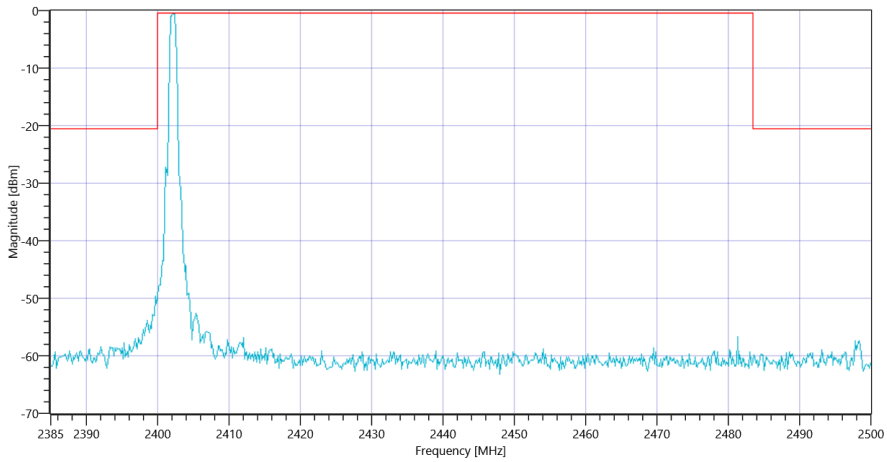

Plot_FCC Part 15.247 TX Spurious Conduced ~ BT LE 1 Msps 2402_06102020_163823.png

Test at TX 2440 MHz

DTM Connection check					
Test Description	Lower Limit	Upper Limit	Measured	Unit	Verdict
Connection result	---	---	---	---	PASS

READ SA SETTINGS:	
RefLevel [dBm] | RefLevelOffset [dB] | InpAtt [dB]	0.79 | 0 | 20
Start [MHz] | Stop [MHz]	24530.000 | 25030.000
RBW [MHz] | VBW [MHz]	0.100000 | 0.300000
Detector | TraceMode	POS | MAXH
Sweep: Time [ms] | Count | Points per Section | Type	500 | 8 | 3001 | SWE

RESULT					
Test Description	Lower Limit	Upper Limit	Measured	Unit	Verdict
Reference @ 2440.33 MHz	---	---	-0.86	dBm	INFO
No peaks detected	---	---			PASS
Lowest margin to limit 15123.667 MHz	0	---	25.58	dB	INFO

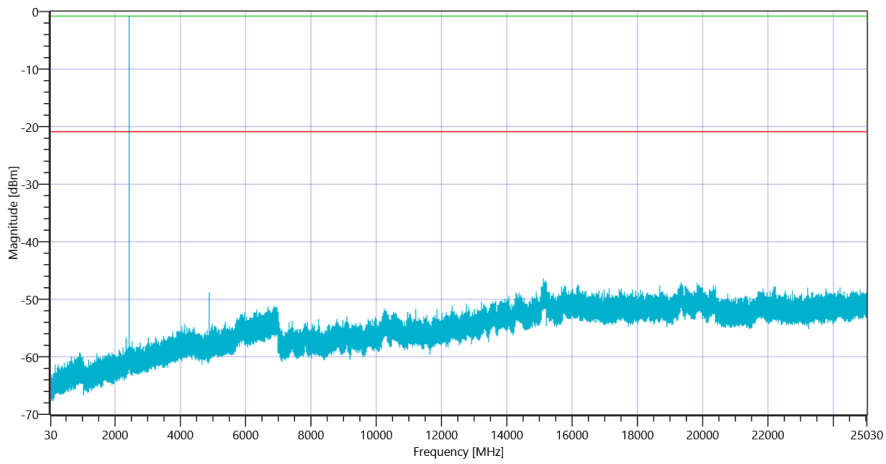

Plot_FCC Part 15.247 TX Spurious Conduced ~ BT LE 1 Msps 2440_06102020_164310.png

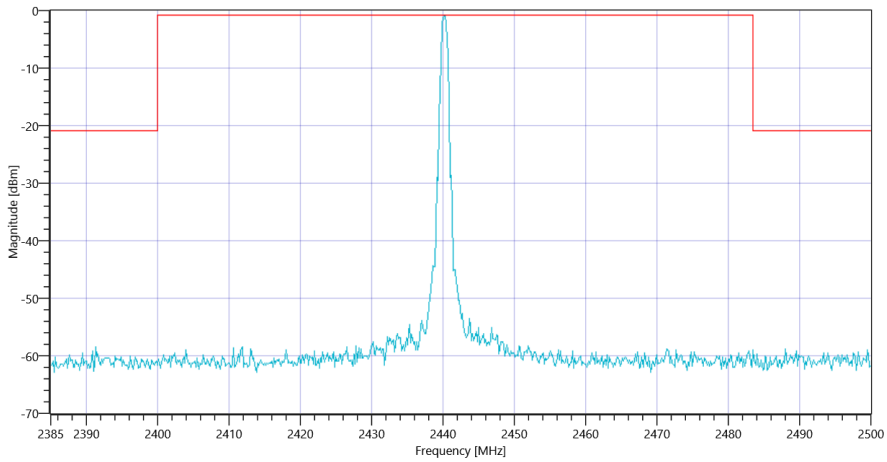

Plot_FCC Part 15.247 TX Spurious Conduced ~ BT LE 1 Msps 2440_06102020_164313.png

Test at TX 2480 MHz

DTM Connection check					
Test Description	Lower Limit	Upper Limit	Measured	Unit	Verdict
Connection result	---	---	---	---	PASS

READ SA SETTINGS:	
RefLevel [dBm] | RefLevelOffset [dB] | InpAtt [dB]	-0.44 | 0 | 15
Start [MHz] | Stop [MHz]	24530.000 | 25030.000
RBW [MHz] | VBW [MHz]	0.100000 | 0.300000
Detector | TraceMode	POS | MAXH
Sweep: Time [ms] | Count | Points per Section | Type	500 | 8 | 3001 | SWE

RESULT					
Test Description	Lower Limit	Upper Limit	Measured	Unit	Verdict
Reference @ 2480.50 MHz	---	---	-0.90	dBm	INFO
No peaks detected	---	---			PASS
Lowest margin to limit 4960.833 MHz	0	---	30.97	dB	INFO

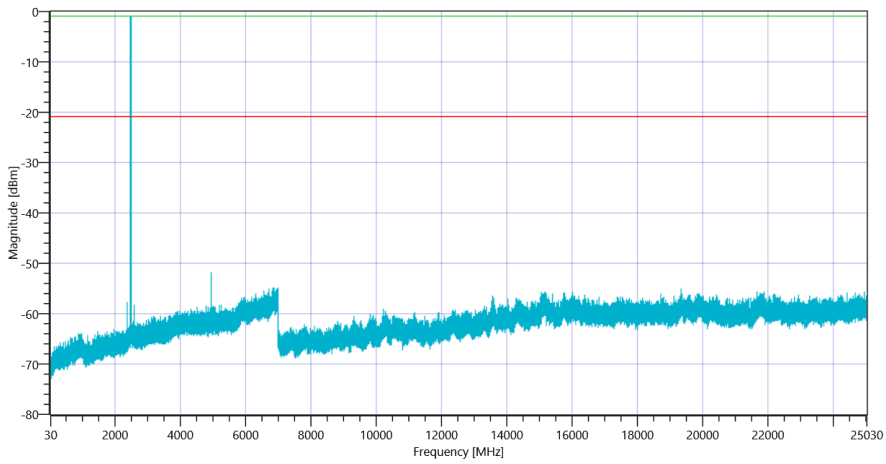

Plot_FCC Part 15.247 TX Spurious Conduced ~ BT LE 1 Msps 2480_06102020_164800.png

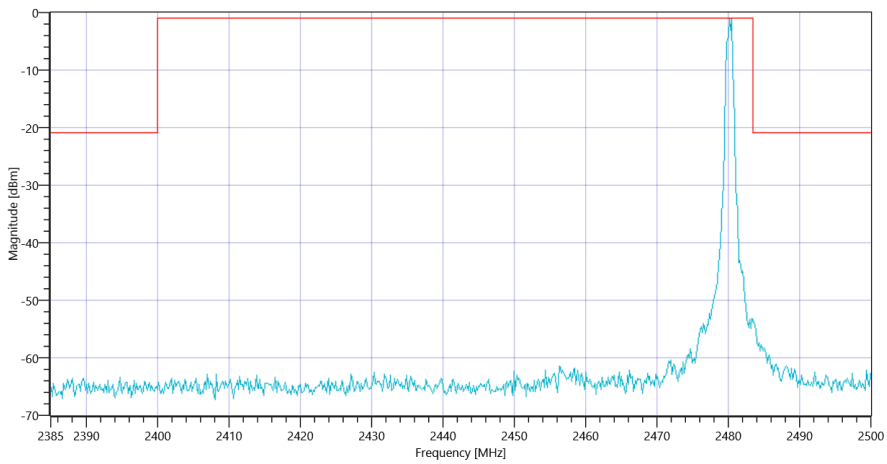

Plot_FCC Part 15.247 TX Spurious Conduced ~ BT LE 1 Msps 2480_06102020_164803.png

TEST FINISHED		
General Verdict	06.10.2020 16:48:04 / RT: 871 s	PASS

18. FCC Part 15.247 TX Spurious Conduced ~ BT LE 2 Msps

Test References	
TC Start	06.10.2020 16:56:35
Ambit Temp [°C] | Humidity [rel%]	24.8 | 42
System Version	1.0.0.51
Test Specification	FCC Part 15.247
Test Method	IF DTS then 8.5 DTS emissions in non-restricted frequency bands: Subclause 11.11 of ANSI C63.10 is applicable.
Class / TC Version	TC_VM_FCC15247_TX_Emissions_Conducted_V01 Version: 0.0.1
My Description	FCC 15.247 TX Emissions Conducted DTS - BT LE 2 Msps
Add. Information	

Test Parameter	
Technology to test	BT LE 2 Msps
Antenna Port used	1
Temperature	mid
Voltage	mid
Frequency low to test	True | Freq [MHz] 2402
Frequency mid to test	True | Freq [MHz] 2440
Frequency high to test	True | Freq [MHz] 2480
Switched Path	IUT - SignalingUnit - SpectrumAnalyzer
Devices in use	SigBT: Rohde&Schwarz,CMW,1201.0002k75/100683,3.7.170 | SA: Rohde&Schwarz,FSV-30,1321.3008K30/103809,3.60

Test at TX 2402 MHz

DTM Connection check					
Test Description	Lower Limit	Upper Limit	Measured	Unit	Verdict
Connection result	---	---	---	---	PASS

READ SA SETTINGS:	
RefLevel [dBm] | RefLevelOffset [dB] | InpAtt [dB]	1.81 | 0 | 20
Start [MHz] | Stop [MHz]	24530.000 | 25030.000
RBW [MHz] | VBW [MHz]	0.100000 | 0.300000
Detector | TraceMode	POS | MAXH
Sweep: Time [ms] | Count | Points per Section | Type	500 | 8 | 3001 | SWE

RESULT					
Test Description	Lower Limit	Upper Limit	Measured	Unit	Verdict
Reference @ 2402.33 MHz	---	---	-2.46	dBm	INFO
No peaks detected	---	---			PASS
Lowest margin to limit 30 MHz	0	---	-134.83	dB	INFO

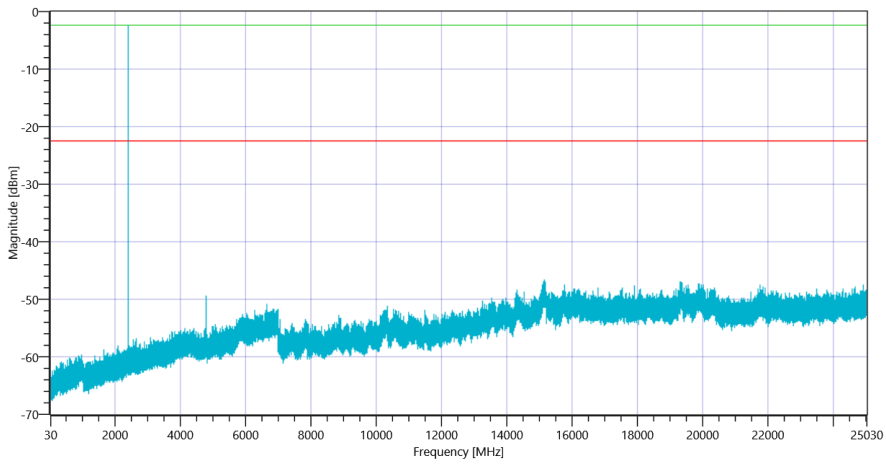

Plot_FCC Part 15.247 TX Spurious Conduced ~ BT LE 2 Msps 2402_06102020_170122.png

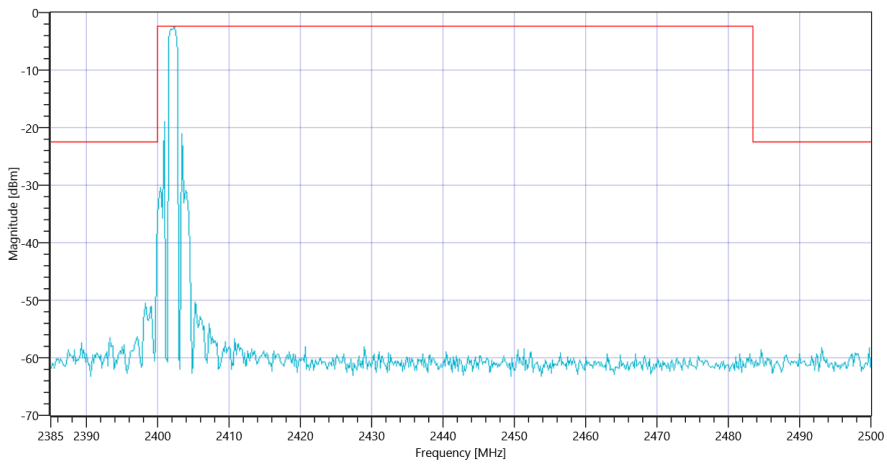

Plot_FCC Part 15.247 TX Spurious Conduced ~ BT LE 2 Msps 2402_06102020_170125.png

Test at TX 2440 MHz

DTM Connection check					
Test Description	Lower Limit	Upper Limit	Measured	Unit	Verdict
Connection result	---	---	---	---	PASS

READ SA SETTINGS:	
RefLevel [dBm] | RefLevelOffset [dB] | InpAtt [dB]	0.99 | 0 | 20
Start [MHz] | Stop [MHz]	24530.000 | 25030.000
RBW [MHz] | VBW [MHz]	0.100000 | 0.300000
Detector | TraceMode	POS | MAXH
Sweep: Time [ms] | Count | Points per Section | Type	500 | 8 | 3001 | SWE

RESULT					
Test Description	Lower Limit	Upper Limit	Measured	Unit	Verdict
Reference @ 2440.17 MHz	---	---	-0.41	dBm	INFO
No peaks detected	---	---			PASS
Lowest margin to limit 19346.833 MHz	0	---	26.1	dB	INFO

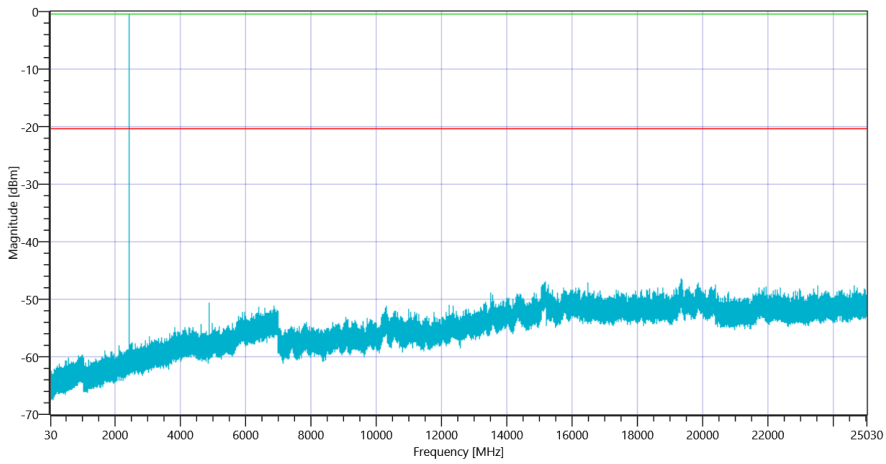

Plot_FCC Part 15.247 TX Spurious Conduced ~ BT LE 2 Msps 2440_06102020_170612.png

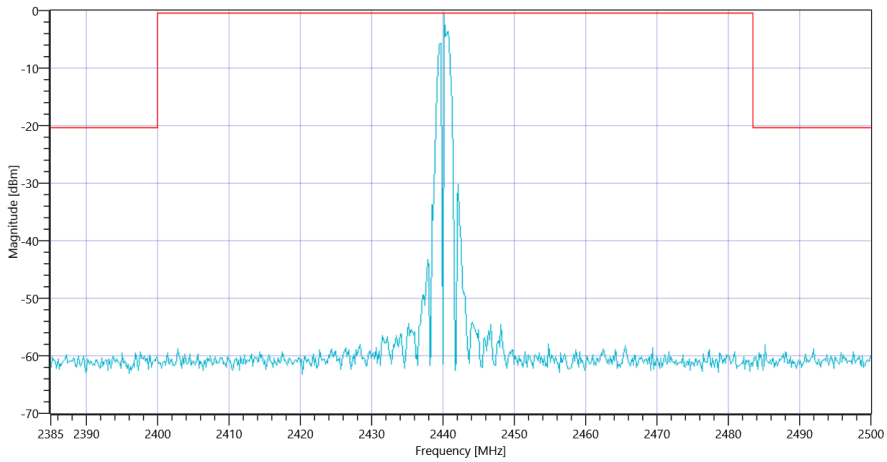

Plot_FCC Part 15.247 TX Spurious Conduced ~ BT LE 2 Msps 2440_06102020_170615.png

Test at TX 2480 MHz

DTM Connection check					
Test Description	Lower Limit	Upper Limit	Measured	Unit	Verdict
Connection result	---	---	---	---	PASS

READ SA SETTINGS:	
RefLevel [dBm] | RefLevelOffset [dB] | InpAtt [dB]	-0.31 | 0 | 15
Start [MHz] | Stop [MHz]	24530.000 | 25030.000
RBW [MHz] | VBW [MHz]	0.100000 | 0.300000
Detector | TraceMode	POS | MAXH
Sweep: Time [ms] | Count | Points per Section | Type	500 | 8 | 3001 | SWE

RESULT					
Test Description	Lower Limit	Upper Limit	Measured	Unit	Verdict
Reference @ 2480.33 MHz	---	---	-4.37	dBm	INFO
No peaks detected	---	---			PASS
Lowest margin to limit 4961.333 MHz	0	---	28.59	dB	INFO

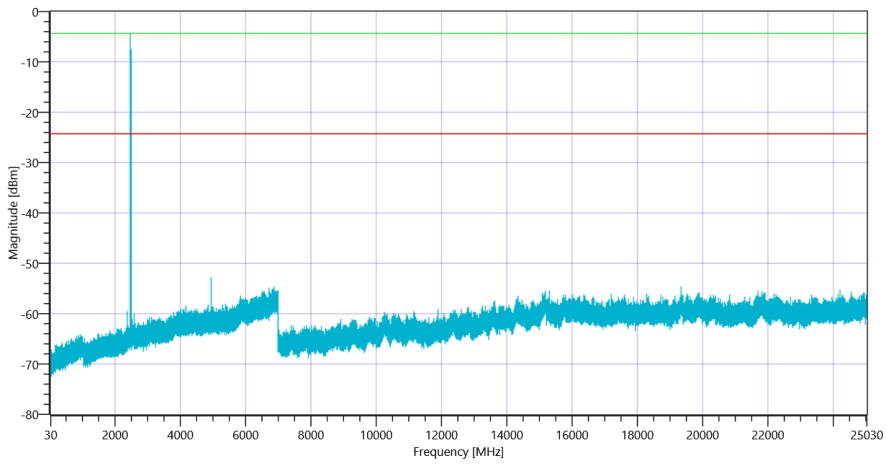

Plot_FCC Part 15.247 TX Spurious Conduced ~ BT LE 2 Msps 2480_06102020_171102.png

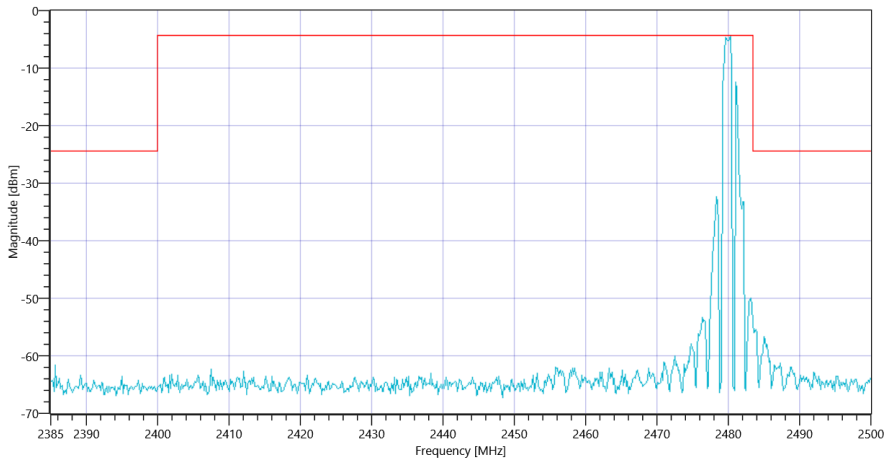

Plot_FCC Part 15.247 TX Spurious Conduced ~ BT LE 2 Msps 2480_06102020_171105.png

TEST FINISHED		
General Verdict	06.10.2020 17:11:07 / RT: 872 s	PASS

19. FCC Part 15.247 TX Spurious Conduced ~ BT LE coded S8

Test References	
TC Start	06.10.2020 17:19:47
Ambit Temp [°C] | Humidity [rel%]	24.6 | 42
System Version	1.0.0.51
Test Specification	FCC Part 15.247
Test Method	IF DTS then 8.5 DTS emissions in non-restricted frequency bands: Subclause 11.11 of ANSI C63.10 is applicable.
Class / TC Version	TC_VM_FCC15247_TX_Emissions_Conducted_V01 Version: 0.0.1
My Description	FCC 15.247 TX Emissions Conducted DTS - BT LE coded S8
Add. Information	

Test Parameter	
Technology to test	BT LE coded S8
Antenna Port used	1
Temperature	mid
Voltage	mid
Frequency low to test	True | Freq [MHz] 2402
Frequency mid to test	True | Freq [MHz] 2440
Frequency high to test	True | Freq [MHz] 2480
Switched Path	IUT - SignalingUnit - SpectrumAnalyzer
Devices in use	SigBT: Rohde&Schwarz,CMW,1201.0002k75/100683,3.7.170 | SA: Rohde&Schwarz,FSV-30,1321.3008K30/103809,3.60

Test at TX 2402 MHz

DTM Connection check					
Test Description	Lower Limit	Upper Limit	Measured	Unit	Verdict
Connection result	---	---	---	---	PASS

READ SA SETTINGS:	
RefLevel [dBm] | RefLevelOffset [dB] | InpAtt [dB]	1.75 | 0 | 20
Start [MHz] | Stop [MHz]	24530.000 | 25030.000
RBW [MHz] | VBW [MHz]	0.100000 | 0.300000
Detector | TraceMode	POS | MAXH
Sweep: Time [ms] | Count | Points per Section | Type	500 | 8 | 3001 | SWE

RESULT					
Test Description	Lower Limit	Upper Limit	Measured	Unit	Verdict
Reference @ 2402.00 MHz	---	---	-2.33	dBm	INFO
No peaks detected	---	---			PASS
Lowest margin to limit 15199 MHz	0	---	23.9	dB	INFO

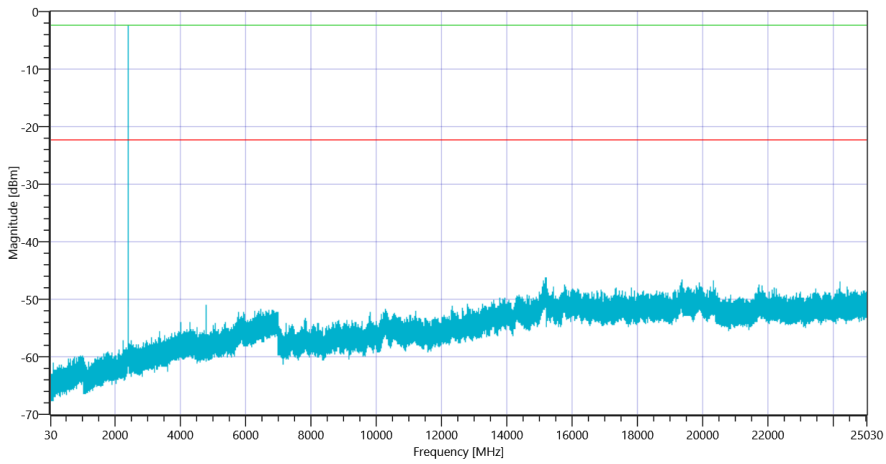

Plot_FCC Part 15.247 TX Spurious Conduced ~ BT LE coded S8 2402_06102020_172435.png

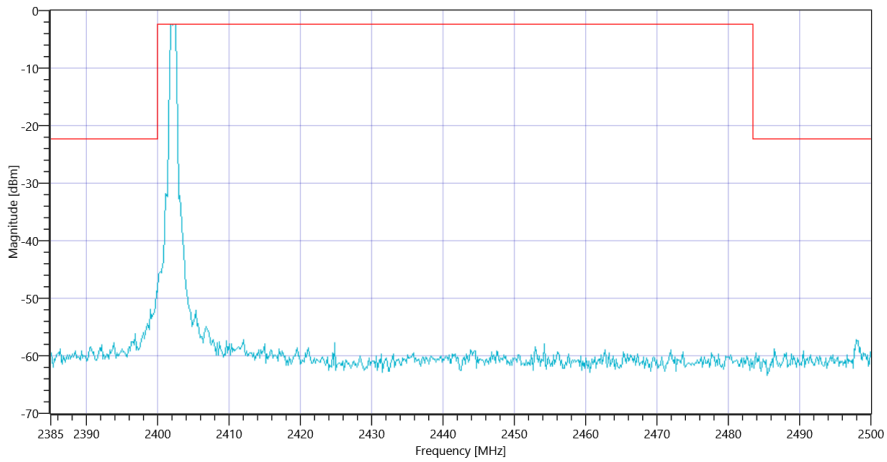

Plot_FCC Part 15.247 TX Spurious Conduced ~ BT LE coded S8 2402_06102020_172438.png

Test at TX 2440 MHz

DTM Connection check					
Test Description	Lower Limit	Upper Limit	Measured	Unit	Verdict
Connection result	---	---	---	---	PASS

READ SA SETTINGS:	
RefLevel [dBm] | RefLevelOffset [dB] | InpAtt [dB]	0.90 | 0 | 20
Start [MHz] | Stop [MHz]	24530.000 | 25030.000
RBW [MHz] | VBW [MHz]	0.100000 | 0.300000
Detector | TraceMode	POS | MAXH
Sweep: Time [ms] | Count | Points per Section | Type	500 | 8 | 3001 | SWE

RESULT					
Test Description	Lower Limit	Upper Limit	Measured	Unit	Verdict
Reference @ 2440.50 MHz	---	---	-3.05	dBm	INFO
No peaks detected	---	---			PASS
Lowest margin to limit 15123.667 MHz	0	---	23.16	dB	INFO

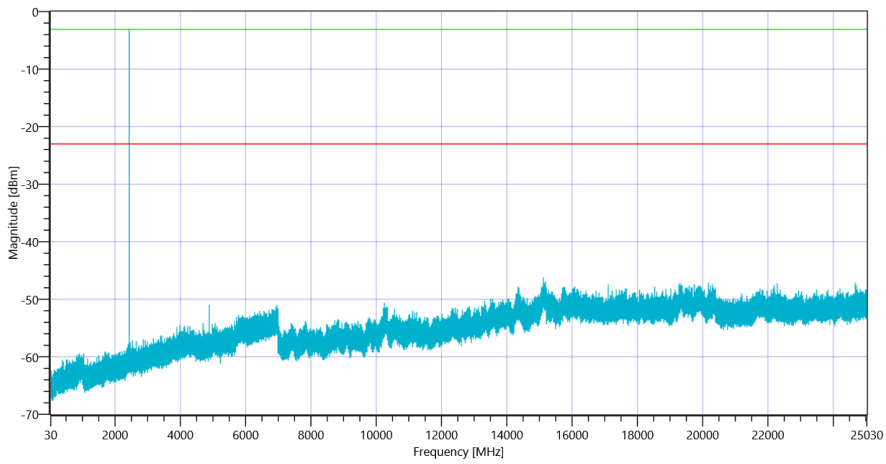

Plot_FCC Part 15.247 TX Spurious Conduced ~ BT LE coded S8 2440_06102020_172926.png

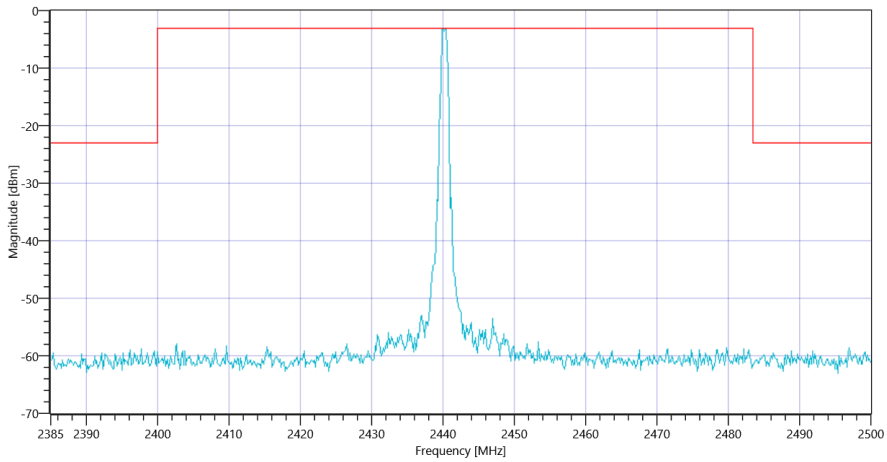

Plot_FCC Part 15.247 TX Spurious Conduced ~ BT LE coded S8 2440_06102020_172929.png

Test at TX 2480 MHz

DTM Connection check					
Test Description	Lower Limit	Upper Limit	Measured	Unit	Verdict
Connection result	---	---	---	---	PASS

READ SA SETTINGS:	
RefLevel [dBm] | RefLevelOffset [dB] | InpAtt [dB]	-0.38 | 0 | 15
Start [MHz] | Stop [MHz]	24530.000 | 25030.000
RBW [MHz] | VBW [MHz]	0.100000 | 0.300000
Detector | TraceMode	POS | MAXH
Sweep: Time [ms] | Count | Points per Section | Type	500 | 8 | 3001 | SWE

RESULT					
Test Description	Lower Limit	Upper Limit	Measured	Unit	Verdict
Reference @ 2480.17 MHz	---	---	-2.19	dBm	INFO
No peaks detected	---	---			PASS
Lowest margin to limit 4960.833 MHz	0	---	31.19	dB	INFO

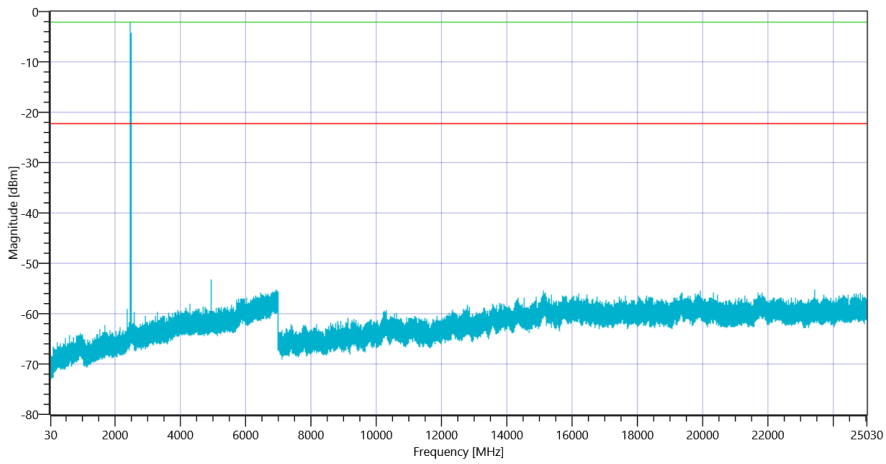

Plot_FCC Part 15.247 TX Spurious Conduced ~ BT LE coded S8 2480_06102020_173417.png

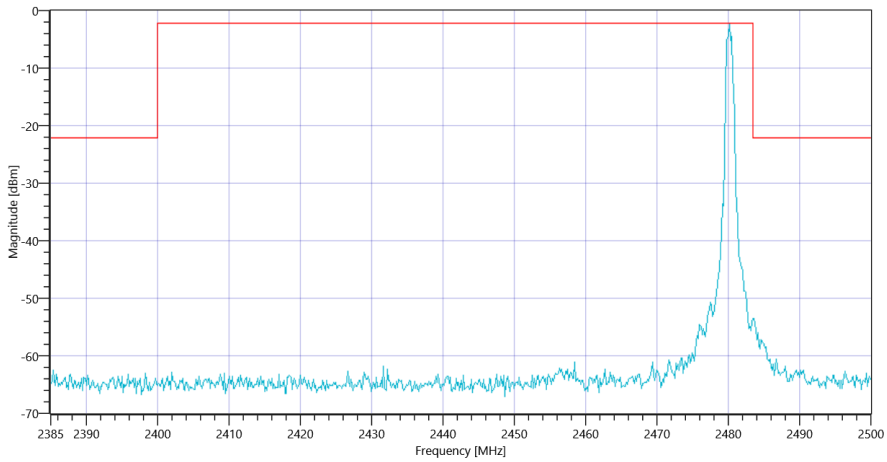

Plot_FCC Part 15.247 TX Spurious Conduced ~ BT LE coded S8 2480_06102020_173420.png

TEST FINISHED		
General Verdict	06.10.2020 17:34:22 / RT: 874 s	PASS

20. FCC Part 15.247 TX Spurious Conduced ~ BT LE coded S2

Test References	
TC Start	06.10.2020 17:44:07
Ambit Temp [°C] | Humidity [rel%]	24.7 | 41
System Version	1.0.0.51
Test Specification	FCC Part 15.247
Test Method	IF DTS then 8.5 DTS emissions in non-restricted frequency bands: Subclause 11.11 of ANSI C63.10 is applicable.
Class / TC Version	TC_VM_FCC15247_TX_Emissions_Conducted_V01 Version: 0.0.1
My Description	FCC 15.247 TX Emissions Conducted DTS - BT LE coded S2
Add. Information	

Test Parameter	
Technology to test	BT LE coded S2
Antenna Port used	1
Temperature	mid
Voltage	mid
Frequency low to test	True | Freq [MHz] 2402
Frequency mid to test	True | Freq [MHz] 2440
Frequency high to test	True | Freq [MHz] 2480
Switched Path	IUT - SignalingUnit - SpectrumAnalyzer
Devices in use	SigBT: Rohde&Schwarz,CMW,1201.0002k75/100683,3.7.170 | SA: Rohde&Schwarz,FSV-30,1321.3008K30/103809,3.60

Test at TX 2402 MHz

DTM Connection check					
Test Description	Lower Limit	Upper Limit	Measured	Unit	Verdict
Connection result	---	---	---	---	PASS

READ SA SETTINGS:	
RefLevel [dBm] | RefLevelOffset [dB] | InpAtt [dB]	1.60 | 0 | 20
Start [MHz] | Stop [MHz]	24530.000 | 25030.000
RBW [MHz] | VBW [MHz]	0.100000 | 0.300000
Detector | TraceMode	POS | MAXH
Sweep: Time [ms] | Count | Points per Section | Type	500 | 3 | 3001 | SWE

RESULT					
Test Description	Lower Limit	Upper Limit	Measured	Unit	Verdict
Reference @ 2401.83 MHz	---	---	-0.90	dBm	INFO
No peaks detected	---	---			PASS
Lowest margin to limit 19886 MHz	0	---	25.91	dB	INFO

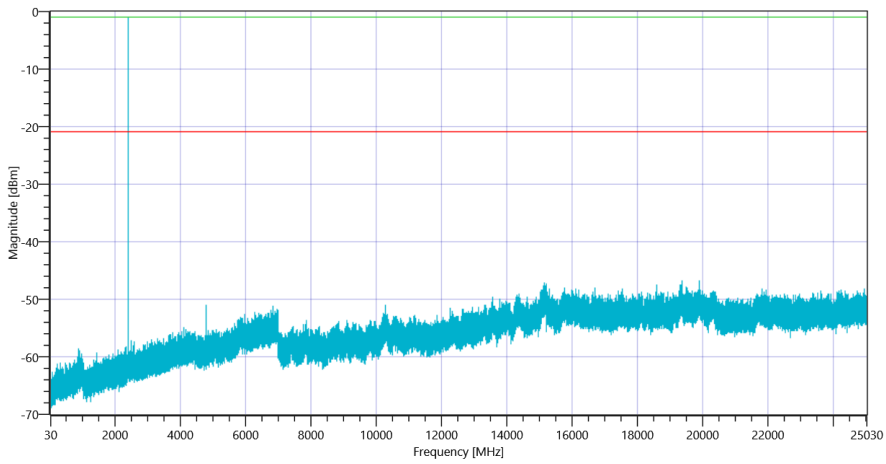

Plot_FCC Part 15.247 TX Spurious Conduced ~ BT LE coded S2 2402_06102020_174635.png

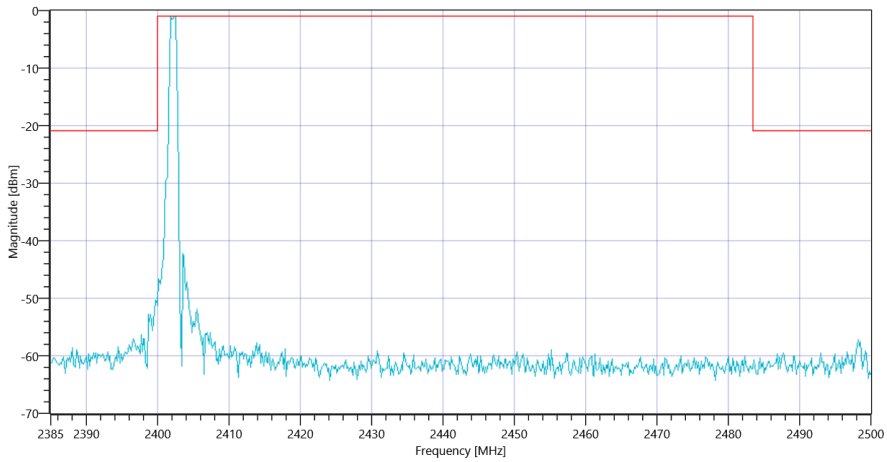

Plot_FCC Part 15.247 TX Spurious Conduced ~ BT LE coded S2 2402_06102020_174638.png

Test at TX 2440 MHz

DTM Connection check					
Test Description	Lower Limit	Upper Limit	Measured	Unit	Verdict
Connection result	---	---	---	---	PASS

READ SA SETTINGS:	
RefLevel [dBm] | RefLevelOffset [dB] | InpAtt [dB]	0.87 | 0 | 20
Start [MHz] | Stop [MHz]	24530.000 | 25030.000
RBW [MHz] | VBW [MHz]	0.100000 | 0.300000
Detector | TraceMode	POS | MAXH
Sweep: Time [ms] | Count | Points per Section | Type	500 | 3 | 3001 | SWE

RESULT					
Test Description	Lower Limit	Upper Limit	Measured	Unit	Verdict
Reference @ 2440.17 MHz	---	---	-1.36	dBm	INFO
No peaks detected	---	---			PASS
Lowest margin to limit 15161.167 MHz	0	---	25.33	dB	INFO

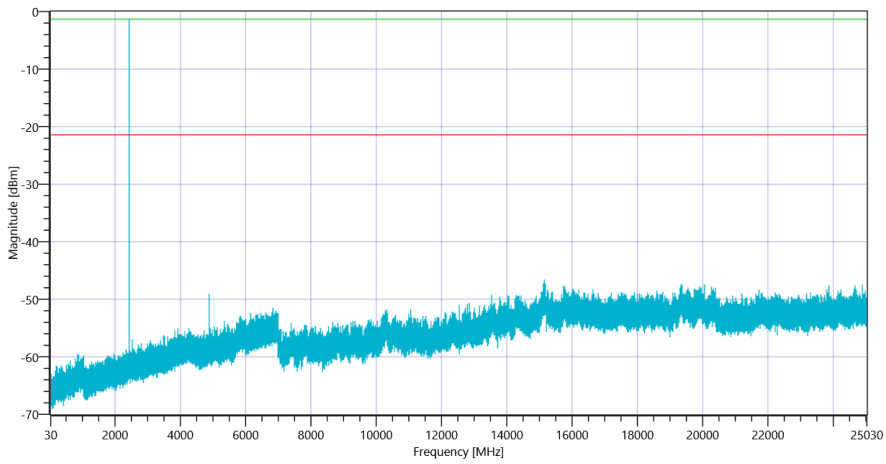

Plot_FCC Part 15.247 TX Spurious Conduced ~ BT LE coded S2 2440_06102020_174906.png

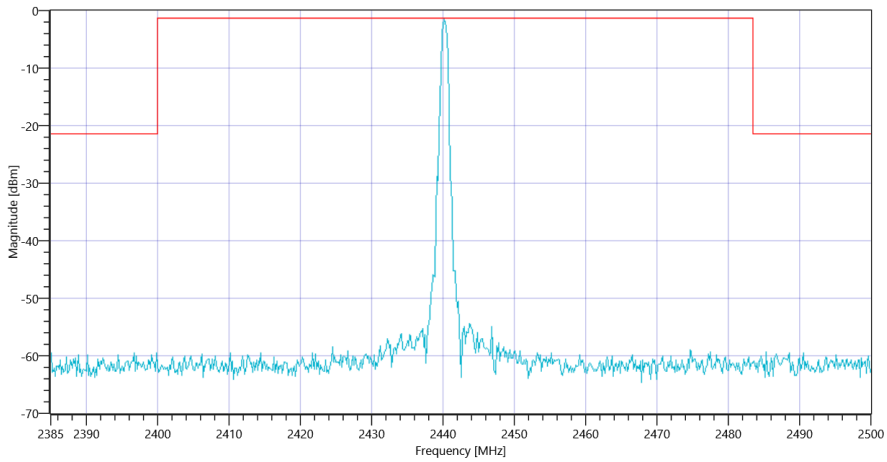

Plot_FCC Part 15.247 TX Spurious Conduced ~ BT LE coded S2 2440_06102020_174909.png

Test at TX 2480 MHz

DTM Connection check					
Test Description	Lower Limit	Upper Limit	Measured	Unit	Verdict
Connection result	---	---	---	---	PASS

READ SA SETTINGS:	
RefLevel [dBm] | RefLevelOffset [dB] | InpAtt [dB]	-0.38 | 0 | 15
Start [MHz] | Stop [MHz]	24530.000 | 25030.000
RBW [MHz] | VBW [MHz]	0.100000 | 0.300000
Detector | TraceMode	POS | MAXH
Sweep: Time [ms] | Count | Points per Section | Type	500 | 3 | 3001 | SWE

RESULT					
Test Description	Lower Limit	Upper Limit	Measured	Unit	Verdict
Reference @ 2480.00 MHz	---	---	-2.19	dBm	INFO
No peaks detected	---	---			PASS
Lowest margin to limit 30 MHz	0	---	-129.24	dB	INFO

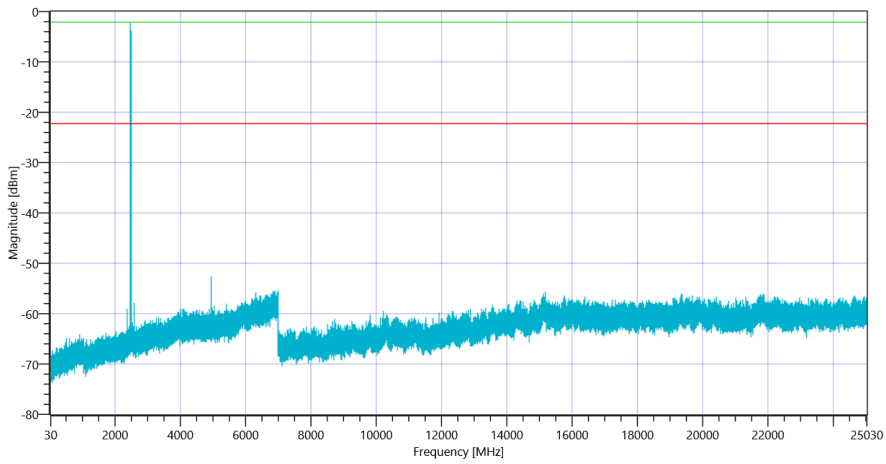

Plot_FCC Part 15.247 TX Spurious Conduced ~ BT LE coded S2 2480_06102020_175137.png

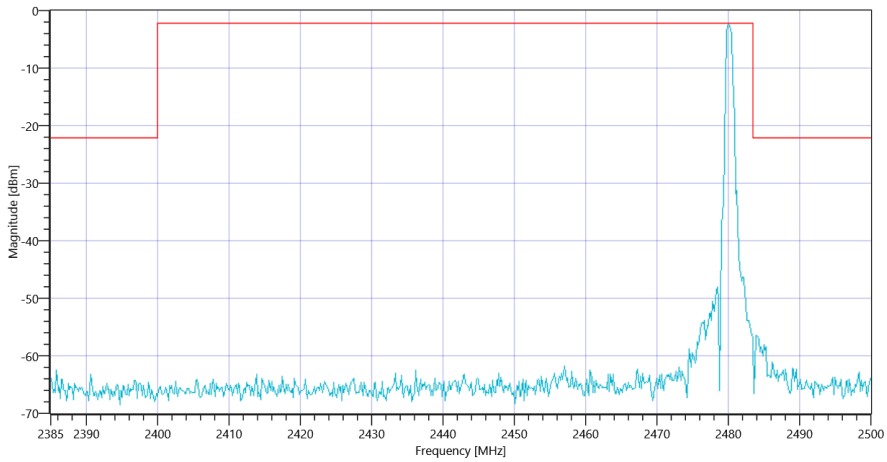

Plot_FCC Part 15.247 TX Spurious Conduced ~ BT LE coded S2 2480_06102020_175140.png

TEST FINISHED		
General Verdict	06.10.2020 17:51:42 / RT: 455 s	PASS

21. Common2G4 Peak OP 3MHz/3MHz ~ BT LE 1 Msps

Test References	
TC Start	06.10.2020 16:12:49
Ambit Temp [°C] | Humidity [rel%]	25.1 | 41
System Version	1.0.0.51
Test Specification	None
Test Method	
Class / TC Version	TC_VM_Common2G4_Peak_Output_Power_Conducted_3MHz_3MHz_V01 Version: 0.0.1
My Description	Peak Output Power conducted 3MHz/3MHz - BT LE 1 Msps
Add. Information	

Test Parameter	
Technology to test	BT LE 1 Msps
Antenna Port used	1
Temperature	mid
Voltage	mid
Frequency low to test	True | Freq [MHz] 2402
Frequency mid to test	True | Freq [MHz] 2440
Frequency high to test	True | Freq [MHz] 2480
Switched Path	IUT - SignalingUnit - SpectrumAnalyzer
Devices in use	SigBT: Rohde&Schwarz,CMW,1201.0002k75/100683,3.7.170 | SA: Rohde&Schwarz,FSV-30,1321.3008K30/103809,3.60

Test at TX 2402 MHz

DTM Connection check					
Test Description	Lower Limit	Upper Limit	Measured	Unit	Verdict
Connection result	---	---	---	---	PASS

READ SA SETTINGS:	
RefLevel [dBm] | RefLevelOffset [dB] | InpAtt [dB]	11.06 | 10.79 | 20
Start [MHz] | Stop [MHz]	2399.500 | 2404.500
RBW [MHz] | VBW [MHz]	3.000000 | 3.000000
Detector | TraceMode	POS | MAXH
Sweep: Time [ms] | Count | Points per Section | Type	1000 | 10 | 1001 | SWE

RESULT					
Test Description	Lower Limit	Upper Limit	Measured	Unit	Verdict
Peak Power	---	---	1.21	dBm	Info
Peak Power	---	---	1.321296	mW	Info
Frequency at Peak	---	---	2402.085	MHz	Info

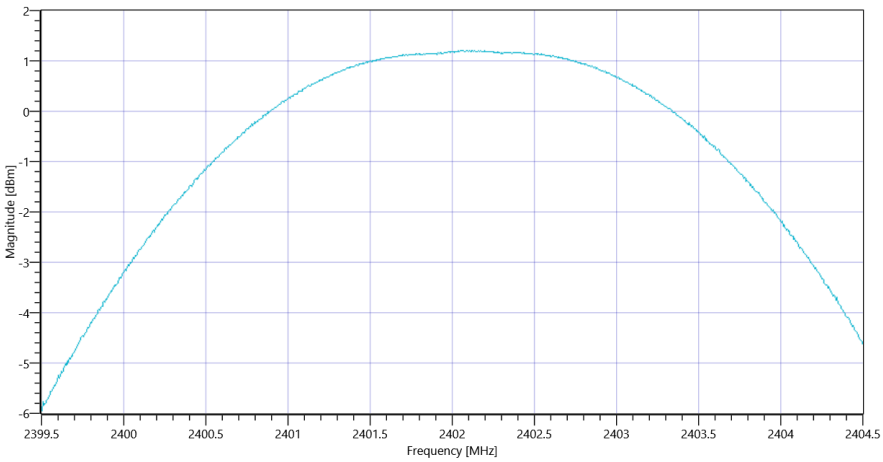

Plot_Common2G4 Peak OP 3MHz-3MHz ~ BT LE 1 Msps_06102020_161317.png

Test at TX 2440 MHz

DTM Connection check					
Test Description	Lower Limit	Upper Limit	Measured	Unit	Verdict
Connection result	---	---	---	---	PASS

READ SA SETTINGS:	
RefLevel [dBm] | RefLevelOffset [dB] | InpAtt [dB]	10.35 | 10.8 | 15
Start [MHz] | Stop [MHz]	2437.500 | 2442.500
RBW [MHz] | VBW [MHz]	3.000000 | 3.000000
Detector | TraceMode	POS | MAXH
Sweep: Time [ms] | Count | Points per Section | Type	1000 | 10 | 1001 | SWE

RESULT					
Test Description	Lower Limit	Upper Limit	Measured	Unit	Verdict
Peak Power	---	---	0.4	dBm	Info
Peak Power	---	---	1.096478	mW	Info
Frequency at Peak	---	---	2440.125	MHz	Info

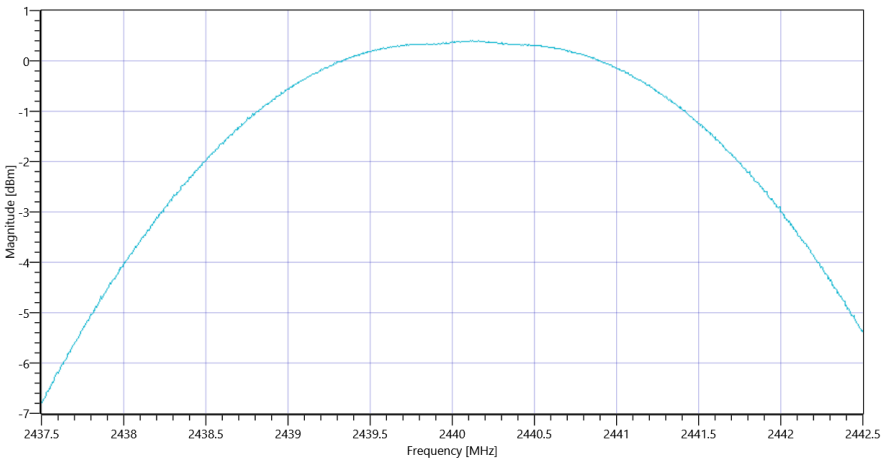

Plot_Common2G4 Peak OP 3MHz-3MHz ~ BT LE 1 Msps_06102020_161343.png

Test at TX 2480 MHz

DTM Connection check					
Test Description	Lower Limit	Upper Limit	Measured	Unit	Verdict
Connection result	---	---	---	---	PASS

READ SA SETTINGS:	
RefLevel [dBm] | RefLevelOffset [dB] | InpAtt [dB]	9.03 | 10.85 | 15
Start [MHz] | Stop [MHz]	2477.500 | 2482.500
RBW [MHz] | VBW [MHz]	3.000000 | 3.000000
Detector | TraceMode	POS | MAXH
Sweep: Time [ms] | Count | Points per Section | Type	1000 | 10 | 1001 | SWE

RESULT					
Test Description	Lower Limit	Upper Limit	Measured	Unit	Verdict
Peak Power	---	---	-0.83	dBm	Info
Peak Power	---	---	0.826038	mW	Info
Frequency at Peak	---	---	2480.07	MHz	Info

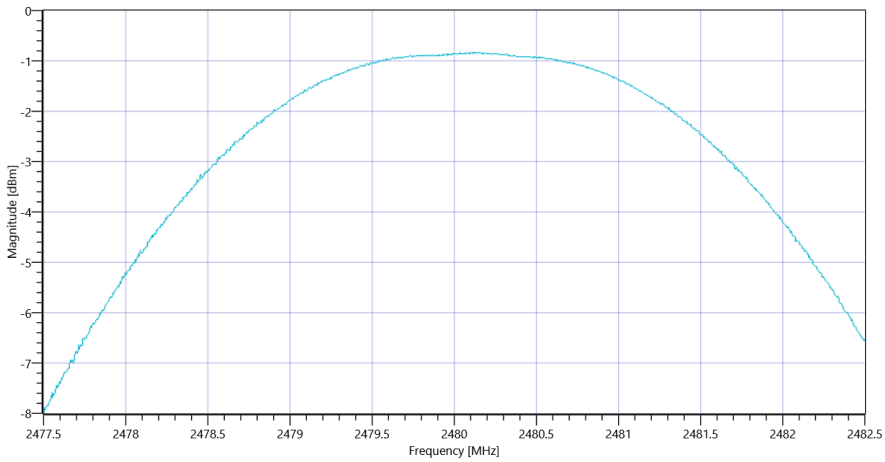

Plot_Common2G4 Peak OP 3MHz-3MHz ~ BT LE 1 Msps_06102020_161408.png

TEST FINISHED		
General Verdict	06.10.2020 16:14:09 / RT: 80 s	PASS

- END OF DOCUMENT -