# TR-4-E-009 Radiated Emission Test Result

| | | | |
|---|---|---|---|
| **Test Date**: | 2022-12-13 | **Tested By**: | Johnson Huang |
| **EUT**: | Wireless Bridge | **Model Number**: | RG-EST350 V2 |
| **Test Mode**: | TX Mode | **Power Supply**: | AC 120V/60Hz |
| **Condition**: | Temp:23.1°C;Humi:53.5%;Press:100.3kPa | **Test Site**: | DDT 3# Chamber |
| **File Path**: | d:\ts\2022 report data\Q22112912-2E RG-EST350 V2\FCC ABOVE 1G \12 | | |
| **Memo**: | 11N20 5320 | | |

**Test Graph**

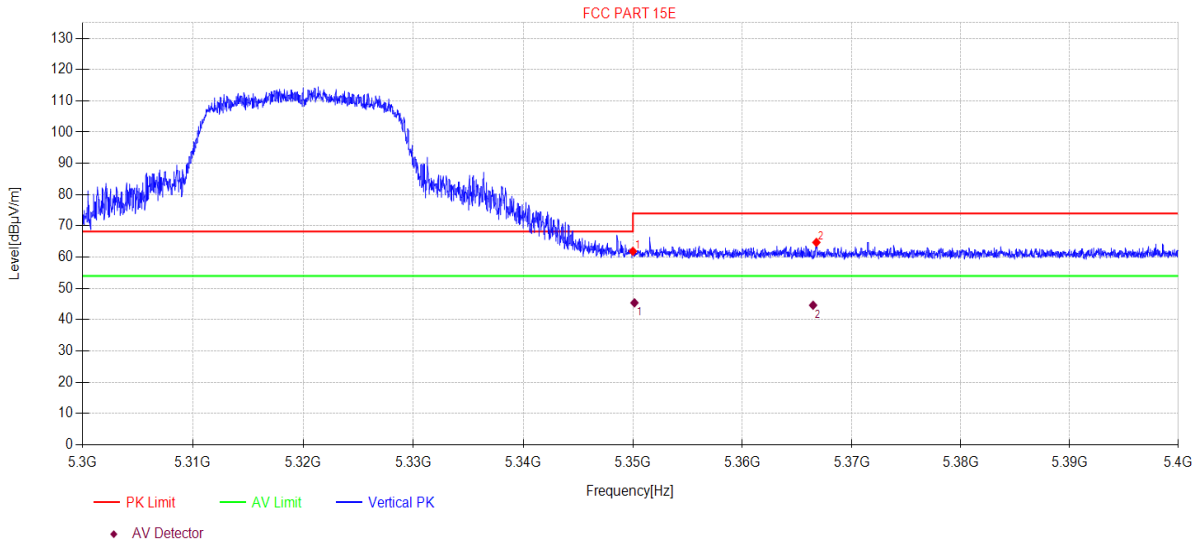


| Suspected Data List | | | | | | | | | | |
|---|---|---|---|---|---|---|---|---|---|---|
| **NO.** | **Freq. [MHz]** | **Reading [dBµV]** | **Cable loss [dB]** | **Antenna Factor [dB]** | **AMP [dB]** | **Level [dBµV/m]** | **Limit [dBµV/m]** | **Margin [dB]** | **Detector** | **Polarity** |
| 1 | 5350.00 | 55.72 | 4.21 | 32.90 | -30.96 | 61.87 | 68.20 | 6.33 | PK | Vertical |
| 2 | 5366.77 | 58.55 | 4.22 | 32.90 | -30.95 | 64.72 | 74.00 | 9.28 | PK | Vertical |

| Final Data List | | | | | | | | | | |
|---|---|---|---|---|---|---|---|---|---|---|
| **NO.** | **Freq. [MHz]** | **Reading [dBµV/m]** | **Cable loss [dB]** | **Antenna Factor [dB]** | **AMP [dB]** | **Level [dBµV/m]** | **Limit [dBµV/m]** | **Margin [dB]** | **Detector** | **Polarity** |
| 1 | 5350.14 | 39.26 | 4.21 | 32.90 | -30.96 | 45.41 | 54.00 | 8.59 | AV | Vertical |
| 2 | 5366.47 | 38.46 | 4.22 | 32.90 | -30.95 | 44.63 | 54.00 | 9.37 | AV | Vertical |

Note:
1. Level = Reading + Cable loss + Antenna Factor + AMP
2. If Peak Result complies with AV limit, AV Result is deemed to comply with AV limit.
3. Test setup: RBW: 1 MHz, VBW: 3 MHz, Sweep time: auto.

# TR-4-E-009 Radiated Emission Test Result

| | | | |
|---|---|---|---|
| **Test Date**: | 2022-12-13 | **Tested By**: | Johnson Huang |
| **EUT**: | Wireless Bridge | **Model Number**: | RG-EST350 V2 |
| **Test Mode**: | TX Mode | **Power Supply**: | AC 120V/60Hz |
| **Condition**: | Temp:23.1°C;Humi:53.5%;Press:100.3kPa | **Test Site**: | DDT 3# Chamber |
| **File Path**: | d:\ts\2022 report data\Q22112912-2E RG-EST350 V2\FCC ABOVE 1G \13 | | |
| **Memo**: | 11N20 5500 | | |

**Test Graph**

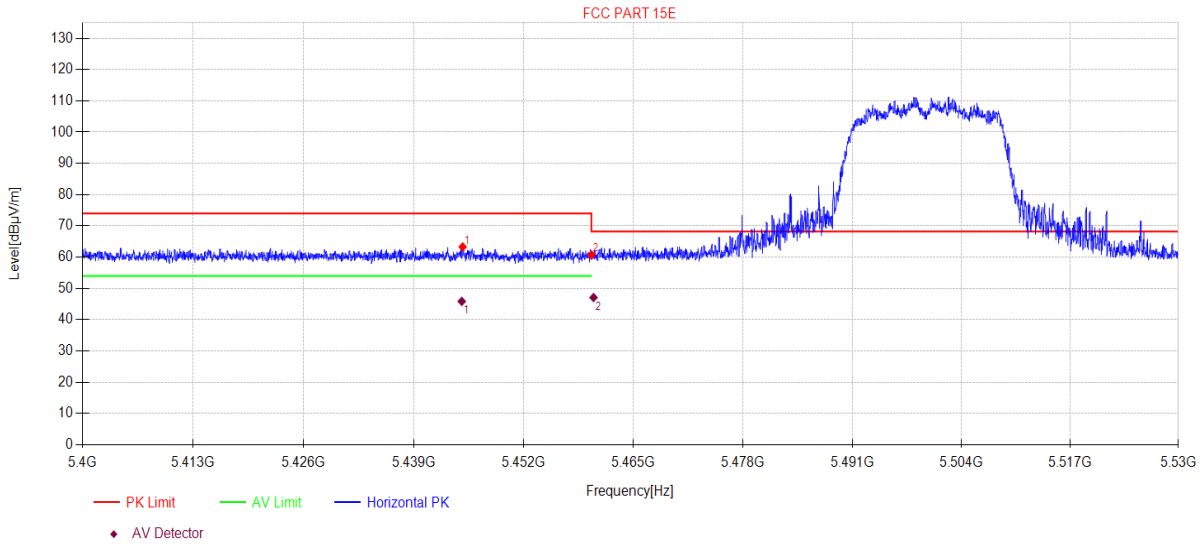


| Suspected Data List | | | | | | | | | | |
|---|---|---|---|---|---|---|---|---|---|---|
| **NO.** | **Freq. [MHz]** | **Reading [dBµV]** | **Cable loss [dB]** | **Antenna Factor [dB]** | **AMP [dB]** | **Level [dBµV/m]** | **Limit [dBµV/m]** | **Margin [dB]** | **Detector** | **Polarity** |
| 1 | 5444.76 | 57.06 | 4.25 | 32.90 | -30.92 | 63.29 | 74.00 | 10.71 | PK | Horizontal |
| 2 | 5460.00 | 54.50 | 4.25 | 32.90 | -30.92 | 60.73 | 74.00 | 13.27 | PK | Horizontal |

| Final Data List | | | | | | | | | | |
|---|---|---|---|---|---|---|---|---|---|---|
| **NO.** | **Freq. [MHz]** | **Reading [dBµV/m]** | **Cable loss [dB]** | **Antenna Factor [dB]** | **AMP [dB]** | **Level [dBµV/m]** | **Limit [dBµV/m]** | **Margin [dB]** | **Detector** | **Polarity** |
| 1 | 5444.65 | 39.63 | 4.25 | 32.90 | -30.92 | 45.86 | 54.00 | 8.14 | AV | Horizontal |
| 2 | 5460.25 | 40.87 | 4.25 | 32.90 | -30.92 | 47.10 | 54.00 | 6.90 | AV | Horizontal |

Note:
1. Level = Reading + Cable loss + Antenna Factor + AMP
2. If Peak Result complies with AV limit, AV Result is deemed to comply with AV limit.
3. Test setup: RBW: 1 MHz, VBW: 3 MHz, Sweep time: auto.

# TR-4-E-009 Radiated Emission Test Result

| | | | |
|---|---|---|---|
| **Test Date**: | 2022-12-13 | **Tested By**: | Johnson Huang |
| **EUT**: | Wireless Bridge | **Model Number**: | RG-EST350 V2 |
| **Test Mode**: | TX Mode | **Power Supply**: | AC 120V/60Hz |
| **Condition**: | Temp:23.1°C;Humi:53.5%;Press:100.3kPa | **Test Site**: | DDT 3# Chamber |
| **File Path**: | d:\ts\2022 report data\Q22112912-2E RG-EST350 V2\FCC ABOVE 1G \14 | | |
| **Memo**: | 11N20 5500 | | |

**Test Graph**

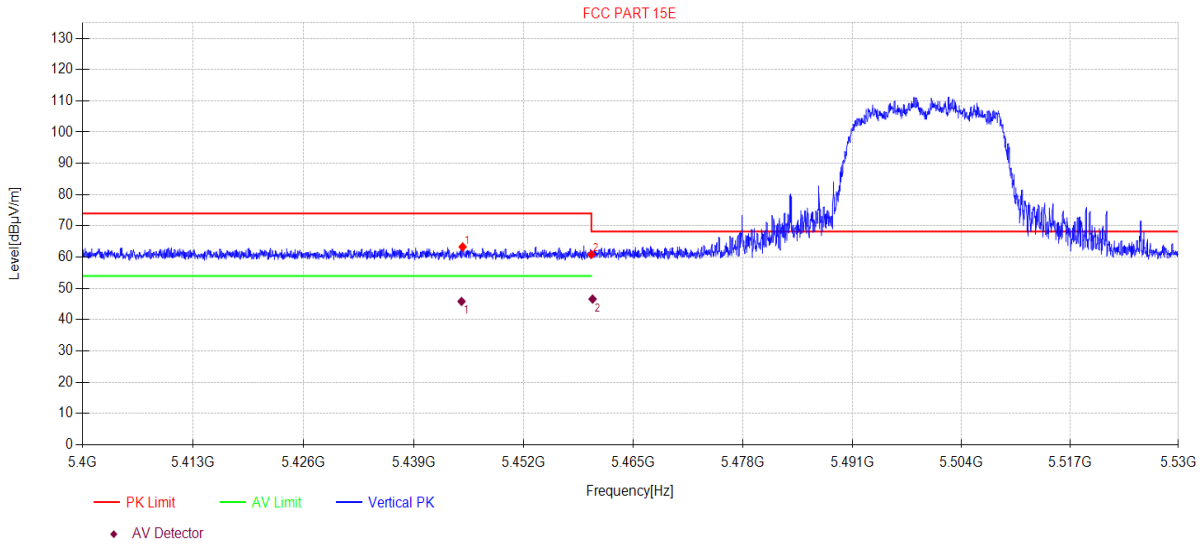


| Suspected Data List | | | | | | | | | | |
|---|---|---|---|---|---|---|---|---|---|---|
| **NO.** | **Freq. [MHz]** | **Reading [dBµV]** | **Cable loss [dB]** | **Antenna Factor [dB]** | **AMP [dB]** | **Level [dBµV/m]** | **Limit [dBµV/m]** | **Margin [dB]** | **Detector** | **Polarity** |
| 1 | 5444.76 | 57.06 | 4.25 | 32.90 | -30.92 | 63.29 | 74.00 | 10.71 | PK | Vertical |
| 2 | 5460.00 | 54.66 | 4.25 | 32.90 | -30.92 | 60.89 | 74.00 | 13.11 | PK | Vertical |

| Final Data List | | | | | | | | | | |
|---|---|---|---|---|---|---|---|---|---|---|
| **NO.** | **Freq. [MHz]** | **Reading [dBµV/m]** | **Cable loss [dB]** | **Antenna Factor [dB]** | **AMP [dB]** | **Level [dBµV/m]** | **Limit [dBµV/m]** | **Margin [dB]** | **Detector** | **Polarity** |
| 1 | 5444.63 | 39.62 | 4.25 | 32.90 | -30.92 | 45.85 | 54.00 | 8.15 | AV | Vertical |
| 2 | 5460.14 | 40.38 | 4.25 | 32.90 | -30.92 | 46.61 | 54.00 | 7.39 | AV | Vertical |

Note:
1. Level = Reading + Cable loss + Antenna Factor + AMP
2. If Peak Result complies with AV limit, AV Result is deemed to comply with AV limit.
3. Test setup: RBW: 1 MHz, VBW: 3 MHz, Sweep time: auto.

# TR-4-E-009 Radiated Emission Test Result

| | | | |
|---|---|---|---|
| **Test Date**: | 2022-12-13 | **Tested By**: | Johnson Huang |
| **EUT**: | Wireless Bridge | **Model Number**: | RG-EST350 V2 |
| **Test Mode**: | TX Mode | **Power Supply**: | AC 120V/60Hz |
| **Condition**: | Temp:23.1°C;Humi:53.5%;Press:100.3kPa | **Test Site**: | DDT 3# Chamber |
| **File Path**: | d:\ts\2022 report data\Q22112912-2E RG-EST350 V2\FCC ABOVE 1G \15 | | |
| **Memo**: | 11N20 5700 | | |

**Test Graph**

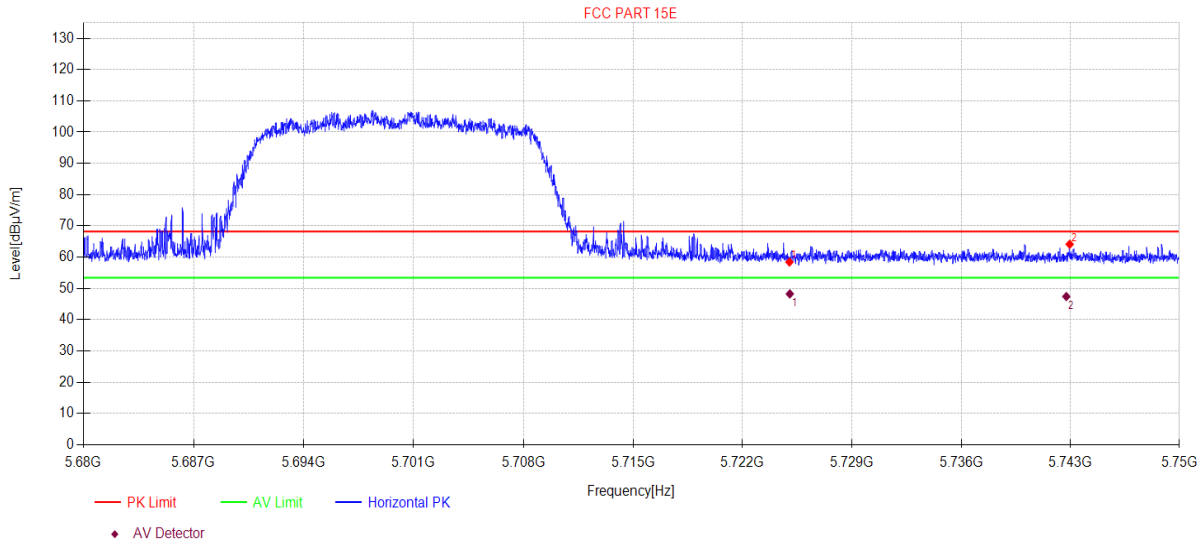


| Suspected Data List | | | | | | | | | | |
|---|---|---|---|---|---|---|---|---|---|---|
| **NO.** | **Freq. [MHz]** | **Reading [dBµV]** | **Cable loss [dB]** | **Antenna Factor [dB]** | **AMP [dB]** | **Level [dBµV/m]** | **Limit [dBµV/m]** | **Margin [dB]** | **Detector** | **Polarity** |
| 1 | 5725.00 | 51.44 | 4.36 | 33.45 | -30.81 | 58.44 | 68.20 | 9.76 | PK | Horizontal |
| 2 | 5742.96 | 57.08 | 4.36 | 33.49 | -30.80 | 64.13 | 68.20 | 4.07 | PK | Horizontal |

| Final Data List | | | | | | | | | | |
|---|---|---|---|---|---|---|---|---|---|---|
| **NO.** | **Freq. [MHz]** | **Reading [dBµV/m]** | **Cable loss [dB]** | **Antenna Factor [dB]** | **AMP [dB]** | **Level [dBµV/m]** | **Limit [dBµV/m]** | **Margin [dB]** | **Detector** | **Polarity** |
| 1 | 5725.02 | 41.26 | 4.36 | 33.45 | -30.81 | 48.26 | 54.00 | 5.74 | AV | Horizontal |
| 2 | 5742.74 | 40.36 | 4.36 | 33.49 | -30.80 | 47.41 | 54.00 | 6.59 | AV | Horizontal |

Note:
1. Level = Reading + Cable loss + Antenna Factor + AMP
2. If Peak Result complies with AV limit, AV Result is deemed to comply with AV limit.
3. Test setup: RBW: 1 MHz, VBW: 3 MHz, Sweep time: auto.

# TR-4-E-009 Radiated Emission Test Result

| | | | |
|---|---|---|---|
| **Test Date**: | 2022-12-13 | **Tested By**: | Johnson Huang |
| **EUT**: | Wireless Bridge | **Model Number**: | RG-EST350 V2 |
| **Test Mode**: | TX Mode | **Power Supply**: | AC 120V/60Hz |
| **Condition**: | Temp:23.1°C;Humi:53.5%;Press:100.3kPa | **Test Site**: | DDT 3# Chamber |
| **File Path**: | d:\ts\2022 report data\Q22112912-2E RG-EST350 V2\FCC ABOVE 1G \16 | | |
| **Memo**: | 11N20 5700 | | |

**Test Graph**

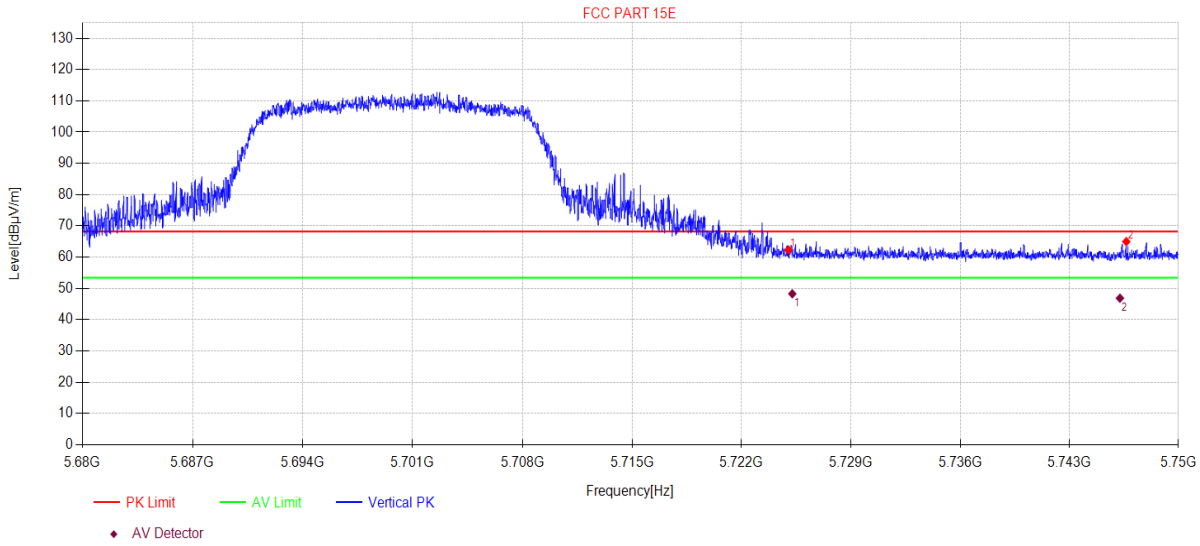


| Suspected Data List | | | | | | | | | | |
|---|---|---|---|---|---|---|---|---|---|---|
| **NO.** | **Freq. [MHz]** | **Reading [dBµV]** | **Cable loss [dB]** | **Antenna Factor [dB]** | **AMP [dB]** | **Level [dBµV/m]** | **Limit [dBµV/m]** | **Margin [dB]** | **Detector** | **Polarity** |
| 1 | 5725.00 | 55.31 | 4.36 | 33.45 | -30.81 | 62.31 | 68.20 | 5.89 | PK | Vertical |
| 2 | 5746.66 | 57.93 | 4.36 | 33.49 | -30.80 | 64.98 | 68.20 | 3.22 | PK | Vertical |

| Final Data List | | | | | | | | | | |
|---|---|---|---|---|---|---|---|---|---|---|
| **NO.** | **Freq. [MHz]** | **Reading [dBµV/m]** | **Cable loss [dB]** | **Antenna Factor [dB]** | **AMP [dB]** | **Level [dBµV/m]** | **Limit [dBµV/m]** | **Margin [dB]** | **Detector** | **Polarity** |
| 1 | 5725.25 | 41.29 | 4.36 | 33.45 | -30.81 | 48.29 | 54.00 | 5.71 | AV | Vertical |
| 2 | 5746.25 | 39.84 | 4.36 | 33.49 | -30.80 | 46.89 | 54.00 | 7.11 | AV | Vertical |

Note:
1. Level = Reading + Cable loss + Antenna Factor + AMP
2. If Peak Result complies with AV limit, AV Result is deemed to comply with AV limit.
3. Test setup: RBW: 1 MHz, VBW: 3 MHz, Sweep time: auto.

# TR-4-E-009 Radiated Emission Test Result

| | | | |
|---|---|---|---|
| **Test Date**: | 2022-12-13 | **Tested By**: | Johnson Huang |
| **EUT**: | Wireless Bridge | **Model Number**: | RG-EST350 V2 |
| **Test Mode**: | TX Mode | **Power Supply**: | AC 120V/60Hz |
| **Condition**: | Temp:23.1°C;Humi:53.5%;Press:100.3kPa | **Test Site**: | DDT 3# Chamber |
| **File Path**: | d:\ts\2022 report data\Q22112912-2E RG-EST350 V2\FCC ABOVE 1G \17 | | |
| **Memo**: | 11N40 5190 | | |

**Test Graph**

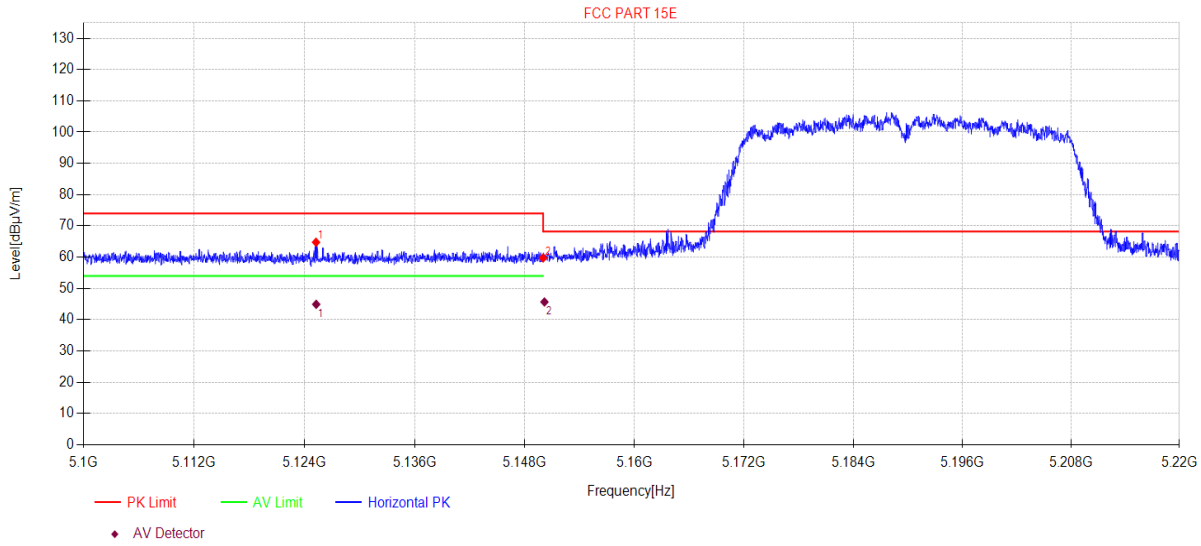


| Suspected Data List | | | | | | | | | | |
|---|---|---|---|---|---|---|---|---|---|---|
| **NO.** | **Freq. [MHz]** | **Reading [dBµV]** | **Cable loss [dB]** | **Antenna Factor [dB]** | **AMP [dB]** | **Level [dBµV/m]** | **Limit [dBµV/m]** | **Margin [dB]** | **Detector** | **Polarity** |
| 1 | 5125.24 | 58.80 | 4.13 | 32.90 | -31.05 | 64.78 | 74.00 | 9.22 | PK | Horizontal |
| 2 | 5150.00 | 53.75 | 4.14 | 32.90 | -31.04 | 59.75 | 74.00 | 14.25 | PK | Horizontal |

| Final Data List | | | | | | | | | | |
|---|---|---|---|---|---|---|---|---|---|---|
| **NO.** | **Freq. [MHz]** | **Reading [dBµV/m]** | **Cable loss [dB]** | **Antenna Factor [dB]** | **AMP [dB]** | **Level [dBµV/m]** | **Limit [dBµV/m]** | **Margin [dB]** | **Detector** | **Polarity** |
| 1 | 5125.26 | 38.94 | 4.13 | 32.90 | -31.05 | 44.92 | 54.00 | 9.08 | AV | Horizontal |
| 2 | 5150.15 | 39.68 | 4.14 | 32.90 | -31.04 | 45.68 | 54.00 | 8.32 | AV | Horizontal |

Note:
1. Level = Reading + Cable loss + Antenna Factor + AMP
2. If Peak Result complies with AV limit, AV Result is deemed to comply with AV limit.
3. Test setup: RBW: 1 MHz, VBW: 3 MHz, Sweep time: auto.

# TR-4-E-009 Radiated Emission Test Result

| | | | |
|---|---|---|---|
| **Test Date**: | 2022-12-13 | **Tested By**: | Johnson Huang |
| **EUT**: | Wireless Bridge | **Model Number**: | RG-EST350 V2 |
| **Test Mode**: | TX Mode | **Power Supply**: | AC 120V/60Hz |
| **Condition**: | Temp:23.1°C;Humi:53.5%;Press:100.3kPa | **Test Site**: | DDT 3# Chamber |
| **File Path**: | d:\ts\2022 report data\Q22112912-2E RG-EST350 V2\FCC ABOVE 1G \18 | | |
| **Memo**: | 11N40 5190 | | |

**Test Graph**

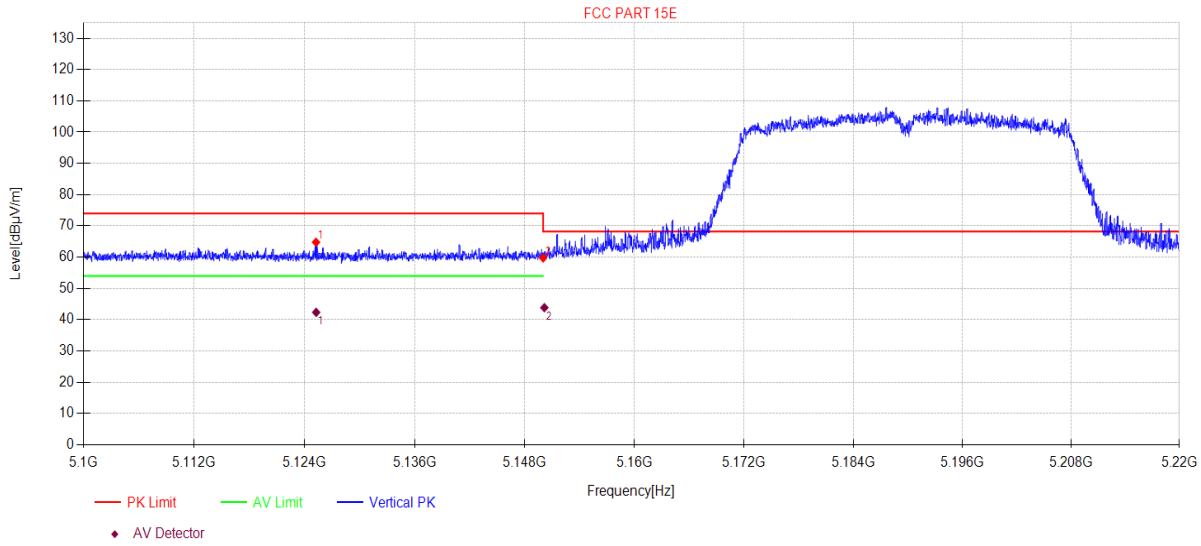


| Suspected Data List | | | | | | | | | | |
|---|---|---|---|---|---|---|---|---|---|---|
| **NO.** | **Freq. [MHz]** | **Reading [dBµV]** | **Cable loss [dB]** | **Antenna Factor [dB]** | **AMP [dB]** | **Level [dBµV/m]** | **Limit [dBµV/m]** | **Margin [dB]** | **Detector** | **Polarity** |
| 1 | 5125.24 | 58.80 | 4.13 | 32.90 | -31.05 | 64.78 | 74.00 | 9.22 | PK | Vertical |
| 2 | 5150.00 | 53.75 | 4.14 | 32.90 | -31.04 | 59.75 | 74.00 | 14.25 | PK | Vertical |

| Final Data List | | | | | | | | | | |
|---|---|---|---|---|---|---|---|---|---|---|
| **NO.** | **Freq. [MHz]** | **Reading [dBµV/m]** | **Cable loss [dB]** | **Antenna Factor [dB]** | **AMP [dB]** | **Level [dBµV/m]** | **Limit [dBµV/m]** | **Margin [dB]** | **Detector** | **Polarity** |
| 1 | 5125.26 | 36.37 | 4.13 | 32.90 | -31.05 | 42.35 | 54.00 | 11.65 | AV | Vertical |
| 2 | 5150.14 | 37.86 | 4.14 | 32.90 | -31.04 | 43.86 | 54.00 | 10.14 | AV | Vertical |

Note:
1. Level = Reading + Cable loss + Antenna Factor + AMP
2. If Peak Result complies with AV limit, AV Result is deemed to comply with AV limit.
3. Test setup: RBW: 1 MHz, VBW: 3 MHz, Sweep time: auto.

# TR-4-E-009 Radiated Emission Test Result

| | | | |
|---|---|---|---|
| **Test Date**: | 2022-12-13 | **Tested By**: | Johnson Huang |
| **EUT**: | Wireless Bridge | **Model Number**: | RG-EST350 V2 |
| **Test Mode**: | TX Mode | **Power Supply**: | AC 120V/60Hz |
| **Condition**: | Temp:23.1°C;Humi:53.5%;Press:100.3kPa | **Test Site**: | DDT 3# Chamber |
| **File Path**: | d:\ts\2022 report data\Q22112912-2E RG-EST350 V2\FCC ABOVE 1G \19 | | |
| **Memo**: | 11N40 5310 | | |

**Test Graph**

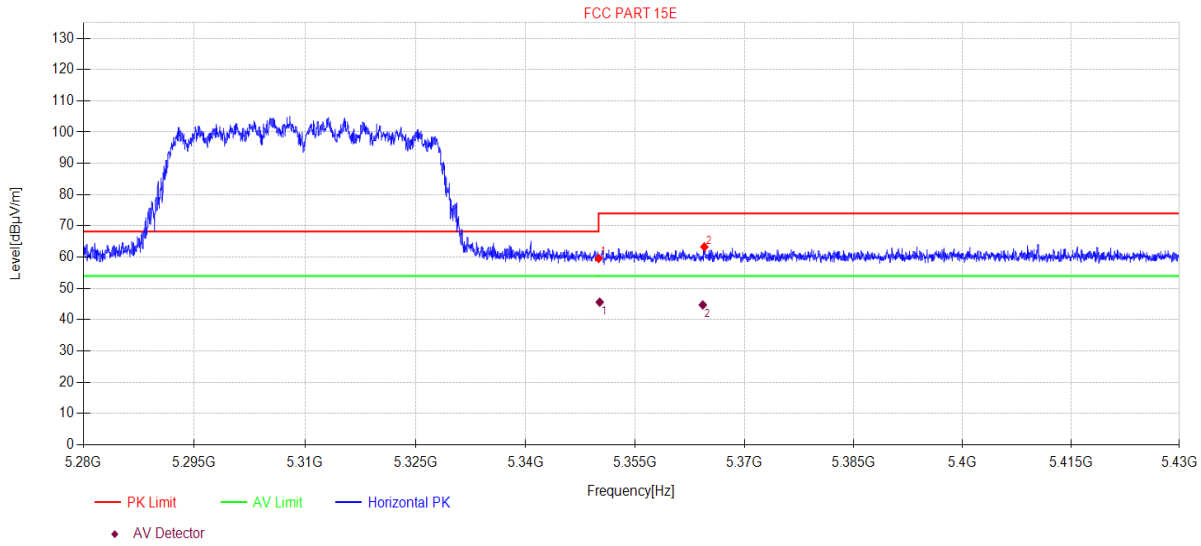


| Suspected Data List | | | | | | | | | | |
|---|---|---|---|---|---|---|---|---|---|---|
| **NO.** | **Freq. [MHz]** | **Reading [dBµV]** | **Cable loss [dB]** | **Antenna Factor [dB]** | **AMP [dB]** | **Level [dBµV/m]** | **Limit [dBµV/m]** | **Margin [dB]** | **Detector** | **Polarity** |
| 1 | 5350.00 | 53.43 | 4.21 | 32.90 | -30.96 | 59.58 | 68.20 | 8.62 | PK | Horizontal |
| 2 | 5364.48 | 57.13 | 4.22 | 32.90 | -30.95 | 63.30 | 74.00 | 10.70 | PK | Horizontal |

| Final Data List | | | | | | | | | | |
|---|---|---|---|---|---|---|---|---|---|---|
| **NO.** | **Freq. [MHz]** | **Reading [dBµV/m]** | **Cable loss [dB]** | **Antenna Factor [dB]** | **AMP [dB]** | **Level [dBµV/m]** | **Limit [dBµV/m]** | **Margin [dB]** | **Detector** | **Polarity** |
| 1 | 5350.14 | 39.46 | 4.21 | 32.90 | -30.96 | 45.61 | 54.00 | 8.39 | AV | Horizontal |
| 2 | 5364.26 | 38.56 | 4.22 | 32.90 | -30.95 | 44.73 | 54.00 | 9.27 | AV | Horizontal |

Note:
1. Level = Reading + Cable loss + Antenna Factor + AMP
2. If Peak Result complies with AV limit, AV Result is deemed to comply with AV limit.
3. Test setup: RBW: 1 MHz, VBW: 3 MHz, Sweep time: auto.

# TR-4-E-009 Radiated Emission Test Result

| | | | |
|---|---|---|---|
| **Test Date**: | 2022-12-13 | **Tested By**: | Johnson Huang |
| **EUT**: | Wireless Bridge | **Model Number**: | RG-EST350 V2 |
| **Test Mode**: | TX Mode | **Power Supply**: | AC 120V/60Hz |
| **Condition**: | Temp:23.1°C;Humi:53.5%;Press:100.3kPa | **Test Site**: | DDT 3# Chamber |
| **File Path**: | d:\ts\2022 report data\Q22112912-2E RG-EST350 V2\FCC ABOVE 1G \20 | | |
| **Memo**: | 11N40 5310 | | |

**Test Graph**

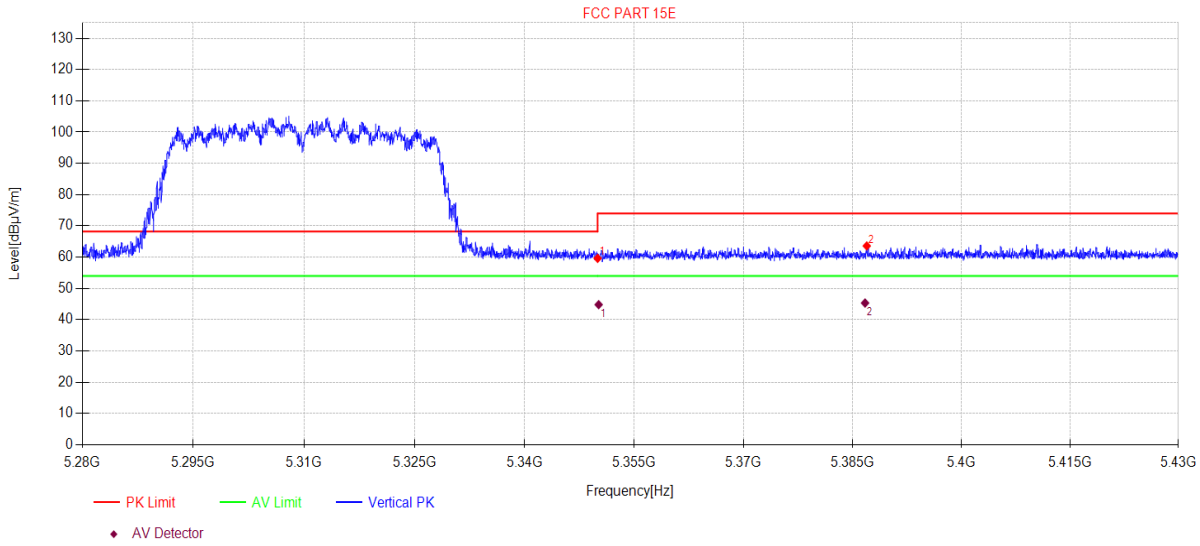


| Suspected Data List | | | | | | | | | | |
|---|---|---|---|---|---|---|---|---|---|---|
| **NO.** | **Freq. [MHz]** | **Reading [dBµV]** | **Cable loss [dB]** | **Antenna Factor [dB]** | **AMP [dB]** | **Level [dBµV/m]** | **Limit [dBµV/m]** | **Margin [dB]** | **Detector** | **Polarity** |
| 1 | 5350.00 | 53.48 | 4.21 | 32.90 | -30.96 | 59.63 | 68.20 | 8.57 | PK | Vertical |
| 2 | 5386.93 | 57.41 | 4.23 | 32.90 | -30.95 | 63.59 | 74.00 | 10.41 | PK | Vertical |

| Final Data List | | | | | | | | | | |
|---|---|---|---|---|---|---|---|---|---|---|
| **NO.** | **Freq. [MHz]** | **Reading [dBµV/m]** | **Cable loss [dB]** | **Antenna Factor [dB]** | **AMP [dB]** | **Level [dBµV/m]** | **Limit [dBµV/m]** | **Margin [dB]** | **Detector** | **Polarity** |
| 1 | 5350.14 | 38.67 | 4.21 | 32.90 | -30.96 | 44.82 | 54.00 | 9.18 | AV | Vertical |
| 2 | 5386.69 | 39.16 | 4.23 | 32.90 | -30.95 | 45.34 | 54.00 | 8.66 | AV | Vertical |

Note:
1. Level = Reading + Cable loss + Antenna Factor + AMP
2. If Peak Result complies with AV limit, AV Result is deemed to comply with AV limit.
3. Test setup: RBW: 1 MHz, VBW: 3 MHz, Sweep time: auto.

# TR-4-E-009 Radiated Emission Test Result

| | | | |
|---|---|---|---|
| **Test Date**: | 2022-12-13 | **Tested By**: | Johnson Huang |
| **EUT**: | Wireless Bridge | **Model Number**: | RG-EST350 V2 |
| **Test Mode**: | TX Mode | **Power Supply**: | AC 120V/60Hz |
| **Condition**: | Temp:23.1°C;Humi:53.5%;Press:100.3kPa | **Test Site**: | DDT 3# Chamber |
| **File Path**: | d:\ts\2022 report data\Q22112912-2E RG-EST350 V2\FCC ABOVE 1G \21 | | |
| **Memo**: | 11N40 5510 | | |

**Test Graph**

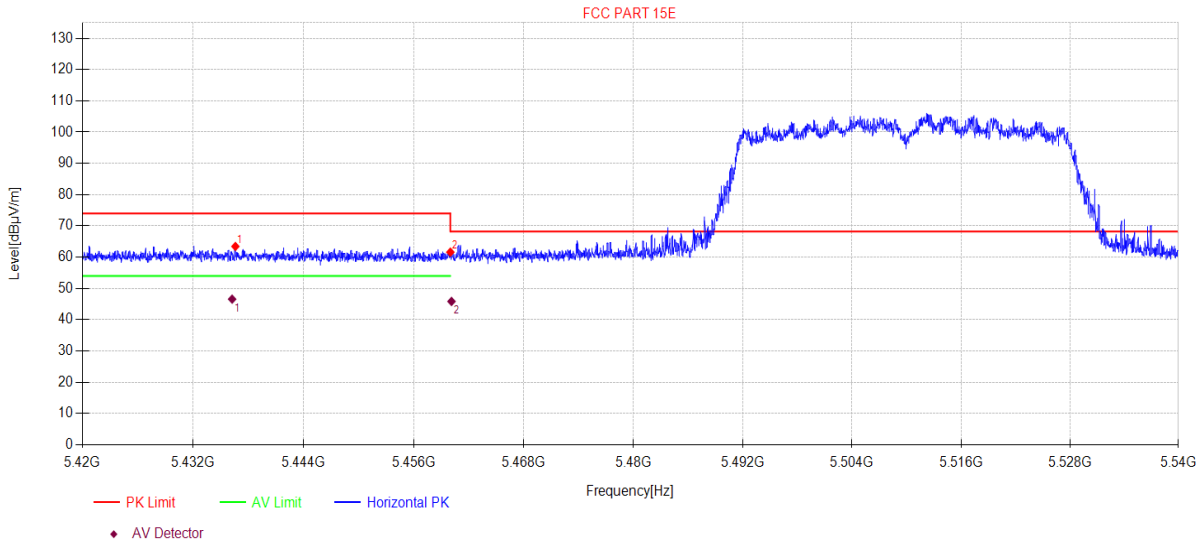


| Suspected Data List | | | | | | | | | | |
|---|---|---|---|---|---|---|---|---|---|---|
| **NO.** | **Freq. [MHz]** | **Reading [dBµV]** | **Cable loss [dB]** | **Antenna Factor [dB]** | **AMP [dB]** | **Level [dBµV/m]** | **Limit [dBµV/m]** | **Margin [dB]** | **Detector** | **Polarity** |
| 1 | 5436.60 | 57.22 | 4.25 | 32.90 | -30.93 | 63.44 | 74.00 | 10.56 | PK | Horizontal |
| 2 | 5460.00 | 55.38 | 4.25 | 32.90 | -30.92 | 61.61 | 74.00 | 12.39 | PK | Horizontal |

| Final Data List | | | | | | | | | | |
|---|---|---|---|---|---|---|---|---|---|---|
| **NO.** | **Freq. [MHz]** | **Reading [dBµV/m]** | **Cable loss [dB]** | **Antenna Factor [dB]** | **AMP [dB]** | **Level [dBµV/m]** | **Limit [dBµV/m]** | **Margin [dB]** | **Detector** | **Polarity** |
| 1 | 5436.24 | 40.36 | 4.25 | 32.90 | -30.93 | 46.58 | 54.00 | 7.42 | AV | Horizontal |
| 2 | 5460.13 | 39.62 | 4.25 | 32.90 | -30.92 | 45.85 | 54.00 | 8.15 | AV | Horizontal |

Note:
1. Level = Reading + Cable loss + Antenna Factor + AMP
2. If Peak Result complies with AV limit, AV Result is deemed to comply with AV limit.
3. Test setup: RBW: 1 MHz, VBW: 3 MHz, Sweep time: auto.

# TR-4-E-009 Radiated Emission Test Result

| | | | |
|---|---|---|---|
| **Test Date**: | 2022-12-13 | **Tested By**: | Johnson Huang |
| **EUT**: | Wireless Bridge | **Model Number**: | RG-EST350 V2 |
| **Test Mode**: | TX Mode | **Power Supply**: | AC 120V/60Hz |
| **Condition**: | Temp:23.1°C;Humi:53.5%;Press:100.3kPa | **Test Site**: | DDT 3# Chamber |
| **File Path**: | d:\ts\2022 report data\Q22112912-2E RG-EST350 V2\FCC ABOVE 1G \22 | | |
| **Memo**: | 11N40 5510 | | |

**Test Graph**

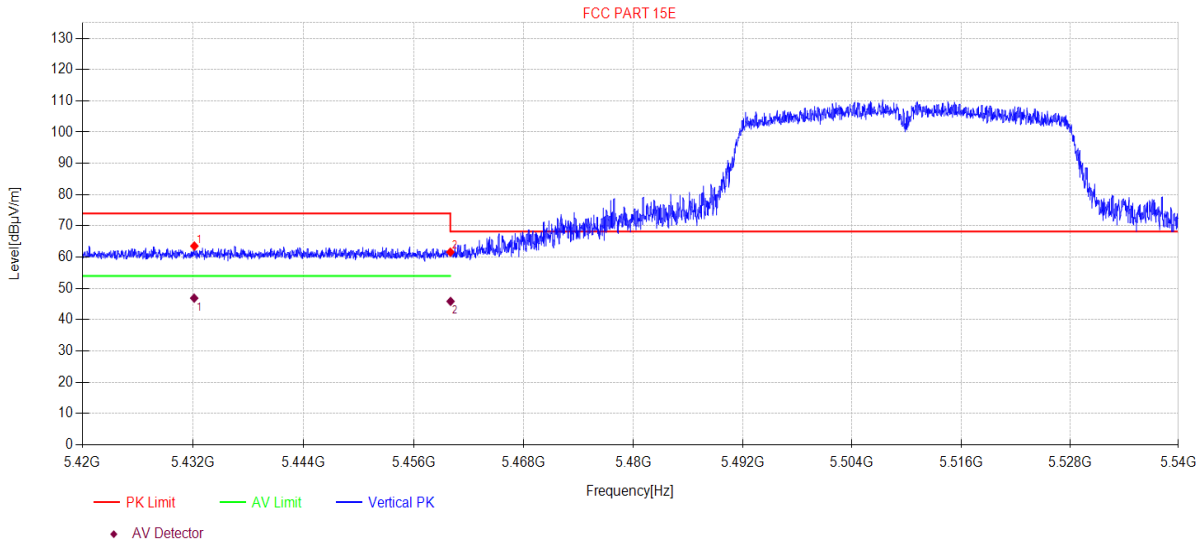


| Suspected Data List | | | | | | | | | | |
|---|---|---|---|---|---|---|---|---|---|---|
| NO. | Freq. [MHz] | Reading [dBµV] | Cable loss [dB] | Antenna Factor [dB] | AMP [dB] | Level [dBµV/m] | Limit [dBµV/m] | Margin [dB] | Detector | Polarity |
| 1 | 5432.15 | 57.36 | 4.24 | 32.90 | -30.93 | 63.57 | 74.00 | 10.43 | PK | Vertical |
| 2 | 5460.00 | 55.38 | 4.25 | 32.90 | -30.92 | 61.61 | 74.00 | 12.39 | PK | Vertical |

| Final Data List | | | | | | | | | | |
|---|---|---|---|---|---|---|---|---|---|---|
| NO. | Freq. [MHz] | Reading [dBµV/m] | Cable loss [dB] | Antenna Factor [dB] | AMP [dB] | Level [dBµV/m] | Limit [dBµV/m] | Margin [dB] | Detector | Polarity |
| 1 | 5432.13 | 40.69 | 4.24 | 32.90 | -30.93 | 46.90 | 54.00 | 7.10 | AV | Vertical |
| 2 | 5460.02 | 39.64 | 4.25 | 32.90 | -30.92 | 45.87 | 54.00 | 8.13 | AV | Vertical |

Note:
1. Level = Reading + Cable loss + Antenna Factor + AMP
2. If Peak Result complies with AV limit, AV Result is deemed to comply with AV limit.
3. Test setup: RBW: 1 MHz, VBW: 3 MHz, Sweep time: auto.

# TR-4-E-009 Radiated Emission Test Result

| | | | |
|---|---|---|---|
| **Test Date**: | 2022-12-13 | **Tested By**: | Johnson Huang |
| **EUT**: | Wireless Bridge | **Model Number**: | RG-EST350 V2 |
| **Test Mode**: | TX Mode | **Power Supply**: | AC 120V/60Hz |
| **Condition**: | Temp:23.1°C;Humi:53.5%;Press:100.3kPa | **Test Site**: | DDT 3# Chamber |
| **File Path**: | d:\ts\2022 report data\Q22112912-2E RG-EST350 V2\FCC ABOVE 1G \23 | | |
| **Memo**: | 11N40 5670 | | |

**Test Graph**

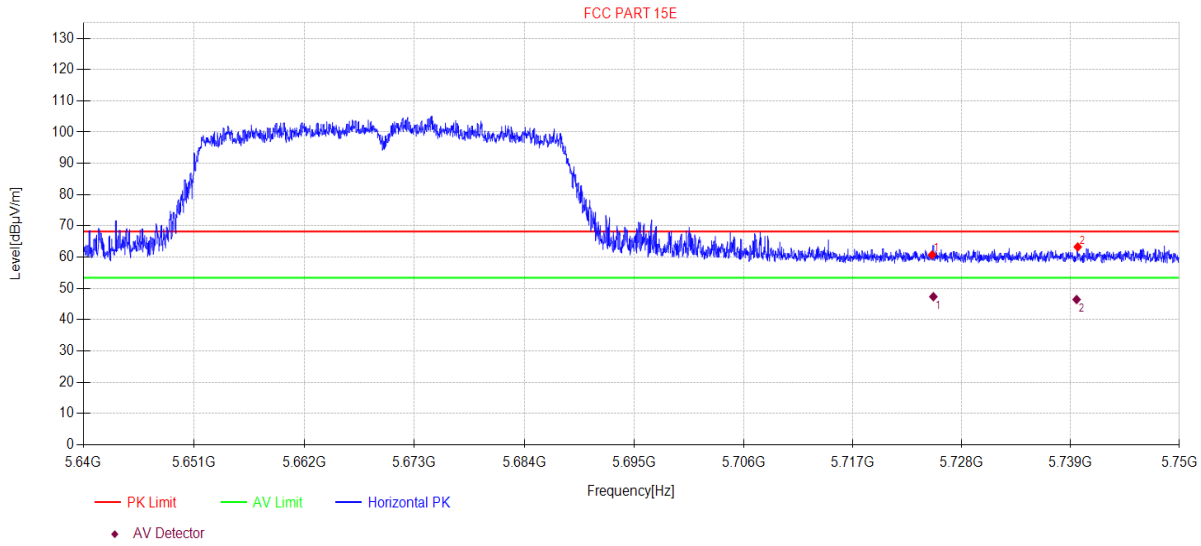


| Suspected Data List | | | | | | | | | | |
|---|---|---|---|---|---|---|---|---|---|---|
| **NO.** | **Freq. [MHz]** | **Reading [dBµV]** | **Cable loss [dB]** | **Antenna Factor [dB]** | **AMP [dB]** | **Level [dBµV/m]** | **Limit [dBµV/m]** | **Margin [dB]** | **Detector** | **Polarity** |
| 1 | 5725.00 | 53.76 | 4.36 | 33.45 | -30.81 | 60.76 | 68.20 | 7.44 | PK | Horizontal |
| 2 | 5739.71 | 56.24 | 4.36 | 33.48 | -30.80 | 63.28 | 68.20 | 4.92 | PK | Horizontal |

| Final Data List | | | | | | | | | | |
|---|---|---|---|---|---|---|---|---|---|---|
| **NO.** | **Freq. [MHz]** | **Reading [dBµV/m]** | **Cable loss [dB]** | **Antenna Factor [dB]** | **AMP [dB]** | **Level [dBµV/m]** | **Limit [dBµV/m]** | **Margin [dB]** | **Detector** | **Polarity** |
| 1 | 5725.12 | 40.36 | 4.36 | 33.45 | -30.81 | 47.36 | 54.00 | 6.64 | AV | Horizontal |
| 2 | 5739.60 | 39.42 | 4.36 | 33.48 | -30.80 | 46.46 | 54.00 | 7.54 | AV | Horizontal |

Note:
1. Level = Reading + Cable loss + Antenna Factor + AMP
2. If Peak Result complies with AV limit, AV Result is deemed to comply with AV limit.
3. Test setup: RBW: 1 MHz, VBW: 3 MHz, Sweep time: auto.

# TR-4-E-009 Radiated Emission Test Result

| | | | |
|---|---|---|---|
| **Test Date**: | 2022-12-13 | **Tested By**: | Johnson Huang |
| **EUT**: | Wireless Bridge | **Model Number**: | RG-EST350 V2 |
| **Test Mode**: | TX Mode | **Power Supply**: | AC 120V/60Hz |
| **Condition**: | Temp:23.1°C;Humi:53.5%;Press:100.3kPa | **Test Site**: | DDT 3# Chamber |
| **File Path**: | d:\ts\2022 report data\Q22112912-2E RG-EST350 V2\FCC ABOVE 1G \24 | | |
| **Memo**: | 11N40 5670 | | |

**Test Graph**

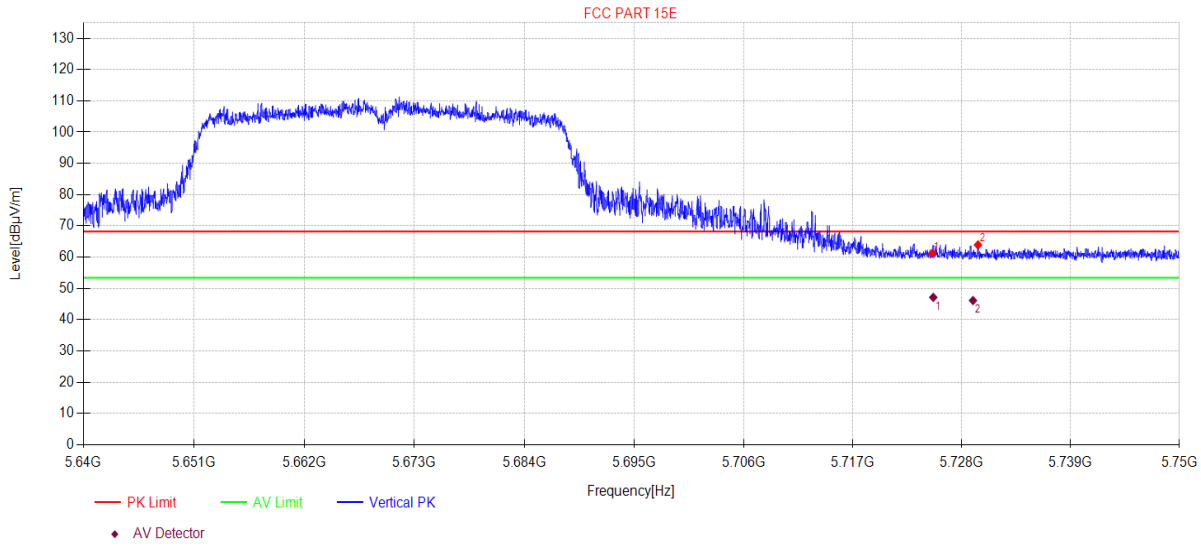


| Suspected Data List | | | | | | | | | | |
|---|---|---|---|---|---|---|---|---|---|---|
| **NO.** | **Freq. [MHz]** | **Reading [dBµV]** | **Cable loss [dB]** | **Antenna Factor [dB]** | **AMP [dB]** | **Level [dBµV/m]** | **Limit [dBµV/m]** | **Margin [dB]** | **Detector** | **Polarity** |
| 1 | 5725.00 | 54.21 | 4.36 | 33.45 | -30.81 | 61.21 | 68.20 | 6.99 | PK | Vertical |
| 2 | 5729.63 | 56.92 | 4.36 | 33.46 | -30.81 | 63.93 | 68.20 | 4.27 | PK | Vertical |

| Final Data List | | | | | | | | | | |
|---|---|---|---|---|---|---|---|---|---|---|
| **NO.** | **Freq. [MHz]** | **Reading [dBµV/m]** | **Cable loss [dB]** | **Antenna Factor [dB]** | **AMP [dB]** | **Level [dBµV/m]** | **Limit [dBµV/m]** | **Margin [dB]** | **Detector** | **Polarity** |
| 1 | 5725.12 | 40.15 | 4.36 | 33.45 | -30.81 | 47.15 | 54.00 | 6.85 | AV | Vertical |
| 2 | 5729.13 | 39.12 | 4.36 | 33.46 | -30.81 | 46.13 | 54.00 | 7.87 | AV | Vertical |

Note:
1. Level = Reading + Cable loss + Antenna Factor + AMP
2. If Peak Result complies with AV limit, AV Result is deemed to comply with AV limit.
3. Test setup: RBW: 1 MHz, VBW: 3 MHz, Sweep time: auto.

# TR-4-E-009 Radiated Emission Test Result

| | | | |
|---|---|---|---|
| **Test Date**: | 2022-12-13 | **Tested By**: | Johnson Huang |
| **EUT**: | Wireless Bridge | **Model Number**: | RG-EST350 V2 |
| **Test Mode**: | TX Mode | **Power Supply**: | AC 120V/60Hz |
| **Condition**: | Temp:23.1°C;Humi:53.5%;Press:100.3kPa | **Test Site**: | DDT 3# Chamber |
| **File Path**: | d:\ts\2022 report data\Q22112912-2E RG-EST350 V2\FCC ABOVE 1G \25 | | |
| **Memo**: | 11AC20 5180 | | |

**Test Graph**

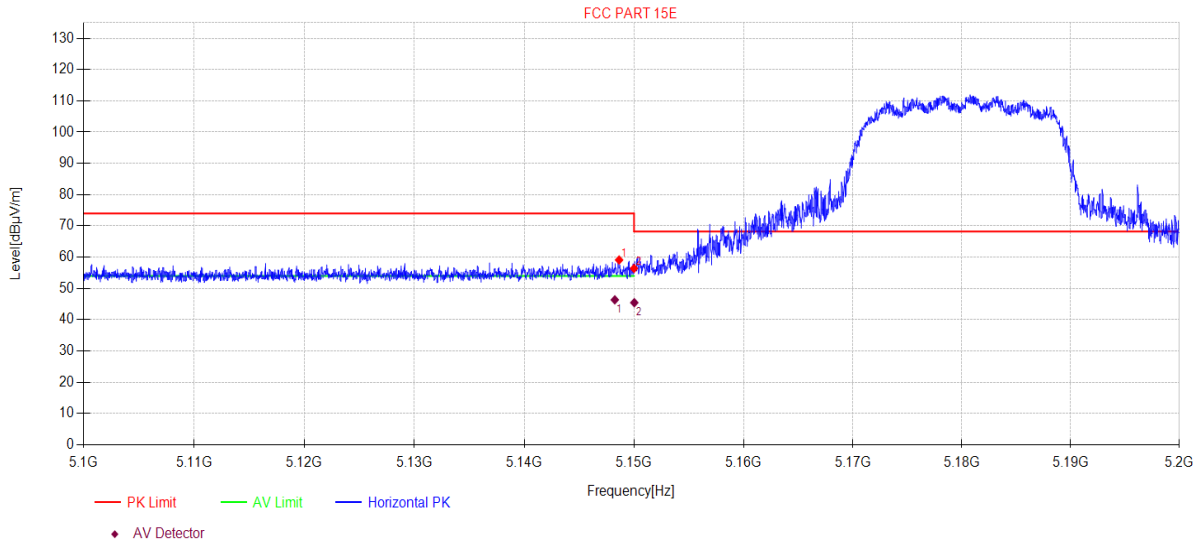


| Suspected Data List | | | | | | | | | | |
|---|---|---|---|---|---|---|---|---|---|---|
| **NO.** | **Freq. [MHz]** | **Reading [dBµV]** | **Cable loss [dB]** | **Antenna Factor [dB]** | **AMP [dB]** | **Level [dBµV/m]** | **Limit [dBµV/m]** | **Margin [dB]** | **Detector** | **Polarity** |
| 1 | 5148.64 | 53.11 | 4.14 | 32.90 | -31.04 | 59.11 | 74.00 | 14.89 | PK | Horizontal |
| 2 | 5150.00 | 50.41 | 4.14 | 32.90 | -31.04 | 56.41 | 74.00 | 17.59 | PK | Horizontal |

| Final Data List | | | | | | | | | | |
|---|---|---|---|---|---|---|---|---|---|---|
| **NO.** | **Freq. [MHz]** | **Reading [dBµV/m]** | **Cable loss [dB]** | **Antenna Factor [dB]** | **AMP [dB]** | **Level [dBµV/m]** | **Limit [dBµV/m]** | **Margin [dB]** | **Detector** | **Polarity** |
| 1 | 5148.25 | 40.36 | 4.14 | 32.90 | -31.04 | 46.36 | 54.00 | 7.64 | AV | Horizontal |
| 2 | 5150.02 | 39.45 | 4.14 | 32.90 | -31.04 | 45.45 | 54.00 | 8.55 | AV | Horizontal |

Note:
1. Level = Reading + Cable loss + Antenna Factor + AMP
2. If Peak Result complies with AV limit, AV Result is deemed to comply with AV limit.
3. Test setup: RBW: 1 MHz, VBW: 3 MHz, Sweep time: auto.

# TR-4-E-009 Radiated Emission Test Result

| | | | |
|---|---|---|---|
| **Test Date**: | 2022-12-13 | **Tested By**: | Johnson Huang |
| **EUT**: | Wireless Bridge | **Model Number**: | RG-EST350 V2 |
| **Test Mode**: | TX Mode | **Power Supply**: | AC 120V/60Hz |
| **Condition**: | Temp:23.1°C;Humi:53.5%;Press:100.3kPa | **Test Site**: | DDT 3# Chamber |
| **File Path**: | d:\ts\2022 report data\Q22112912-2E RG-EST350 V2\FCC ABOVE 1G \26 | | |
| **Memo**: | 11AC20 5180 | | |

**Test Graph**

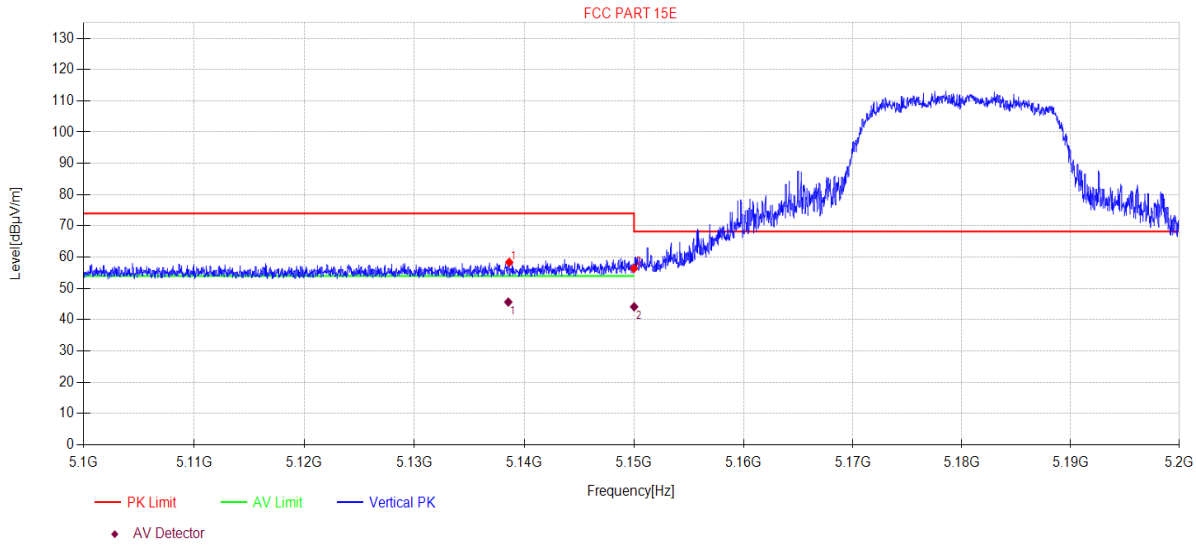


| Suspected Data List | | | | | | | | | | |
|---|---|---|---|---|---|---|---|---|---|---|
| **NO.** | **Freq. [MHz]** | **Reading [dBµV]** | **Cable loss [dB]** | **Antenna Factor [dB]** | **AMP [dB]** | **Level [dBµV/m]** | **Limit [dBµV/m]** | **Margin [dB]** | **Detector** | **Polarity** |
| 1 | 5138.63 | 52.37 | 4.13 | 32.90 | -31.04 | 58.36 | 74.00 | 15.64 | PK | Vertical |
| 2 | 5150.00 | 50.41 | 4.14 | 32.90 | -31.04 | 56.41 | 74.00 | 17.59 | PK | Vertical |

| Final Data List | | | | | | | | | | |
|---|---|---|---|---|---|---|---|---|---|---|
| **NO.** | **Freq. [MHz]** | **Reading [dBµV/m]** | **Cable loss [dB]** | **Antenna Factor [dB]** | **AMP [dB]** | **Level [dBµV/m]** | **Limit [dBµV/m]** | **Margin [dB]** | **Detector** | **Polarity** |
| 1 | 5138.54 | 39.65 | 4.13 | 32.90 | -31.04 | 45.64 | 54.00 | 8.36 | AV | Vertical |
| 2 | 5150.01 | 38.14 | 4.14 | 32.90 | -31.04 | 44.14 | 54.00 | 9.86 | AV | Vertical |

Note:
1. Level = Reading + Cable loss + Antenna Factor + AMP
2. If Peak Result complies with AV limit, AV Result is deemed to comply with AV limit.
3. Test setup: RBW: 1 MHz, VBW: 3 MHz, Sweep time: auto.

# TR-4-E-009 Radiated Emission Test Result

| | | | |
|---|---|---|---|
| **Test Date**: | 2022-12-13 | **Tested By**: | Johnson Huang |
| **EUT**: | Wireless Bridge | **Model Number**: | RG-EST350 V2 |
| **Test Mode**: | TX Mode | **Power Supply**: | AC 120V/60Hz |
| **Condition**: | Temp:23.1°C;Humi:53.5%;Press:100.3kPa | **Test Site**: | DDT 3# Chamber |
| **File Path**: | d:\ts\2022 report data\Q22112912-2E RG-EST350 V2\FCC ABOVE 1G \27 | | |
| **Memo**: | 11AC20 5320 | | |

**Test Graph**

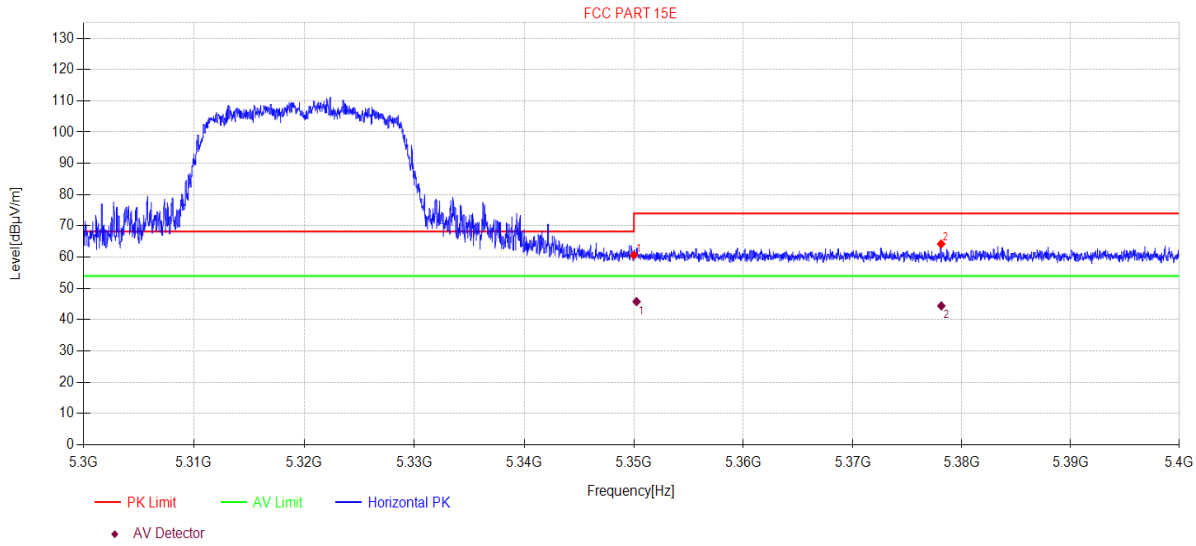


| Suspected Data List | | | | | | | | | | |
|---|---|---|---|---|---|---|---|---|---|---|
| **NO.** | **Freq. [MHz]** | **Reading [dBµV]** | **Cable loss [dB]** | **Antenna Factor [dB]** | **AMP [dB]** | **Level [dBµV/m]** | **Limit [dBµV/m]** | **Margin [dB]** | **Detector** | **Polarity** |
| 1 | 5350.00 | 54.50 | 4.21 | 32.90 | -30.96 | 60.65 | 68.20 | 7.55 | PK | Horizontal |
| 2 | 5378.11 | 58.06 | 4.22 | 32.90 | -30.95 | 64.23 | 74.00 | 9.77 | PK | Horizontal |

| Final Data List | | | | | | | | | | |
|---|---|---|---|---|---|---|---|---|---|---|
| **NO.** | **Freq. [MHz]** | **Reading [dBµV/m]** | **Cable loss [dB]** | **Antenna Factor [dB]** | **AMP [dB]** | **Level [dBµV/m]** | **Limit [dBµV/m]** | **Margin [dB]** | **Detector** | **Polarity** |
| 1 | 5350.24 | 39.64 | 4.21 | 32.90 | -30.96 | 45.79 | 54.00 | 8.21 | AV | Horizontal |
| 2 | 5378.12 | 38.25 | 4.22 | 32.90 | -30.95 | 44.42 | 54.00 | 9.58 | AV | Horizontal |

Note:
1. Level = Reading + Cable loss + Antenna Factor + AMP
2. If Peak Result complies with AV limit, AV Result is deemed to comply with AV limit.
3. Test setup: RBW: 1 MHz, VBW: 3 MHz, Sweep time: auto.

# TR-4-E-009 Radiated Emission Test Result

| | | | |
|---|---|---|---|
| **Test Date**: | 2022-12-13 | **Tested By**: | Johnson Huang |
| **EUT**: | Wireless Bridge | **Model Number**: | RG-EST350 V2 |
| **Test Mode**: | TX Mode | **Power Supply**: | AC 120V/60Hz |
| **Condition**: | Temp:23.1°C;Humi:53.5%;Press:100.3kPa | **Test Site**: | DDT 3# Chamber |
| **File Path**: | d:\ts\2022 report data\Q22112912-2E RG-EST350 V2\FCC ABOVE 1G \28 | | |
| **Memo**: | 11AC20 5320 | | |

**Test Graph**

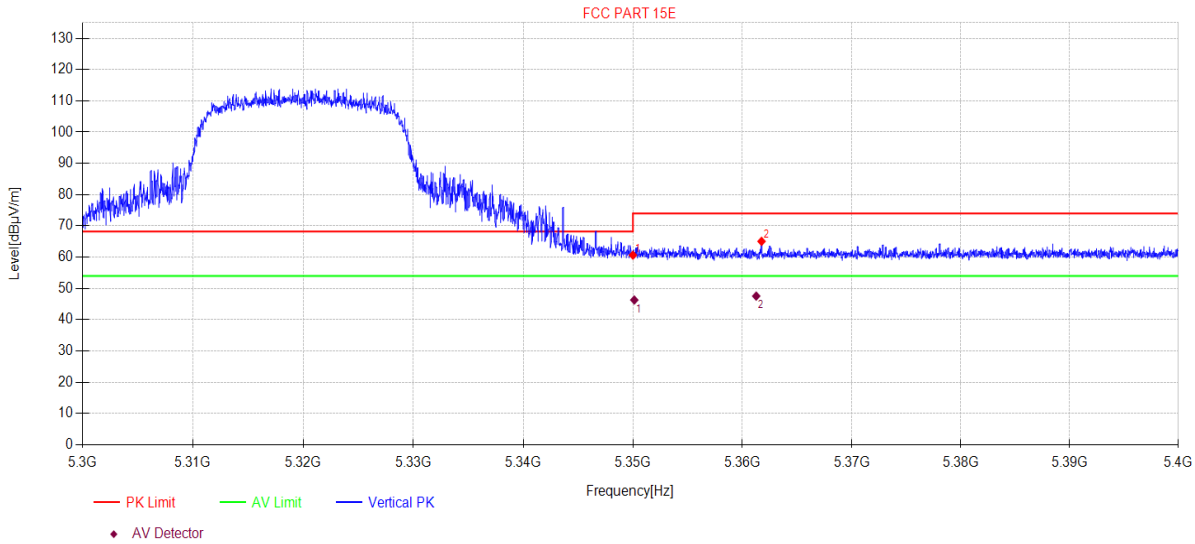


| Suspected Data List | | | | | | | | | | |
|---|---|---|---|---|---|---|---|---|---|---|
| **NO.** | **Freq. [MHz]** | **Reading [dBµV]** | **Cable loss [dB]** | **Antenna Factor [dB]** | **AMP [dB]** | **Level [dBµV/m]** | **Limit [dBµV/m]** | **Margin [dB]** | **Detector** | **Polarity** |
| 1 | 5350.00 | 54.50 | 4.21 | 32.90 | -30.96 | 60.65 | 68.20 | 7.55 | PK | Vertical |
| 2 | 5361.75 | 58.90 | 4.22 | 32.90 | -30.96 | 65.06 | 74.00 | 8.94 | PK | Vertical |

| Final Data List | | | | | | | | | | |
|---|---|---|---|---|---|---|---|---|---|---|
| **NO.** | **Freq. [MHz]** | **Reading [dBµV/m]** | **Cable loss [dB]** | **Antenna Factor [dB]** | **AMP [dB]** | **Level [dBµV/m]** | **Limit [dBµV/m]** | **Margin [dB]** | **Detector** | **Polarity** |
| 1 | 5350.13 | 40.16 | 4.21 | 32.90 | -30.96 | 46.31 | 54.00 | 7.69 | AV | Vertical |
| 2 | 5361.26 | 41.39 | 4.22 | 32.90 | -30.96 | 47.55 | 54.00 | 6.45 | AV | Vertical |

Note:
1. Level = Reading + Cable loss + Antenna Factor + AMP
2. If Peak Result complies with AV limit, AV Result is deemed to comply with AV limit.
3. Test setup: RBW: 1 MHz, VBW: 3 MHz, Sweep time: auto.

# TR-4-E-009 Radiated Emission Test Result

| | | | |
|---|---|---|---|
| **Test Date**: | 2022-12-13 | **Tested By**: | Johnson Huang |
| **EUT**: | Wireless Bridge | **Model Number**: | RG-EST350 V2 |
| **Test Mode**: | TX Mode | **Power Supply**: | AC 120V/60Hz |
| **Condition**: | Temp:23.1°C;Humi:53.5%;Press:100.3kPa | **Test Site**: | DDT 3# Chamber |
| **File Path**: | d:\ts\2022 report data\Q22112912-2E RG-EST350 V2\FCC ABOVE 1G \29 | | |
| **Memo**: | 11AC20 5500 | | |

**Test Graph**

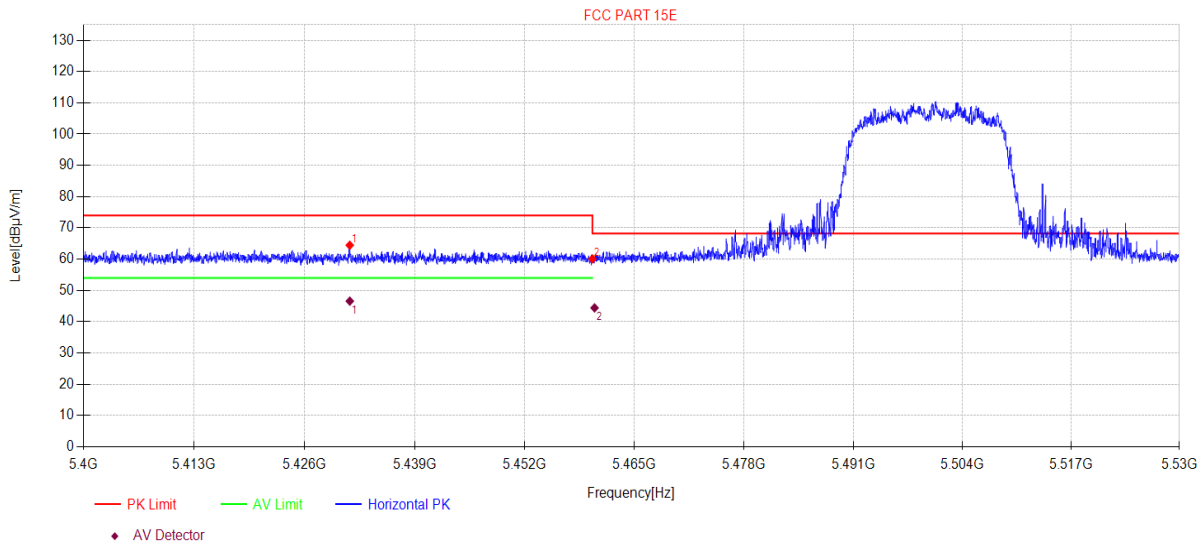


| Suspected Data List | | | | | | | | | | |
|---|---|---|---|---|---|---|---|---|---|---|
| **NO.** | **Freq. [MHz]** | **Reading [dBµV]** | **Cable loss [dB]** | **Antenna Factor [dB]** | **AMP [dB]** | **Level [dBµV/m]** | **Limit [dBµV/m]** | **Margin [dB]** | **Detector** | **Polarity** |
| 1 | 5431.31 | 58.25 | 4.24 | 32.90 | -30.93 | 64.46 | 74.00 | 9.54 | PK | Horizontal |
| 2 | 5460.00 | 53.87 | 4.25 | 32.90 | -30.92 | 60.10 | 74.00 | 13.90 | PK | Horizontal |

| Final Data List | | | | | | | | | | |
|---|---|---|---|---|---|---|---|---|---|---|
| **NO.** | **Freq. [MHz]** | **Reading [dBµV/m]** | **Cable loss [dB]** | **Antenna Factor [dB]** | **AMP [dB]** | **Level [dBµV/m]** | **Limit [dBµV/m]** | **Margin [dB]** | **Detector** | **Polarity** |
| 1 | 5431.32 | 40.37 | 4.24 | 32.90 | -30.93 | 46.58 | 54.00 | 7.42 | AV | Horizontal |
| 2 | 5460.25 | 38.19 | 4.25 | 32.90 | -30.92 | 44.42 | 54.00 | 9.58 | AV | Horizontal |

Note:
1. Level = Reading + Cable loss + Antenna Factor + AMP
2. If Peak Result complies with AV limit, AV Result is deemed to comply with AV limit.
3. Test setup: RBW: 1 MHz, VBW: 3 MHz, Sweep time: auto.

# TR-4-E-009 Radiated Emission Test Result

| | | | |
|---|---|---|---|
| **Test Date**: | 2022-12-13 | **Tested By**: | Johnson Huang |
| **EUT**: | Wireless Bridge | **Model Number**: | RG-EST350 V2 |
| **Test Mode**: | TX Mode | **Power Supply**: | AC 120V/60Hz |
| **Condition**: | Temp:23.1°C;Humi:53.5%;Press:100.3kPa | **Test Site**: | DDT 3# Chamber |
| **File Path**: | d:\ts\2022 report data\Q22112912-2E RG-EST350 V2\FCC ABOVE 1G \30 | | |
| **Memo**: | 11AC20 5500 | | |

**Test Graph**

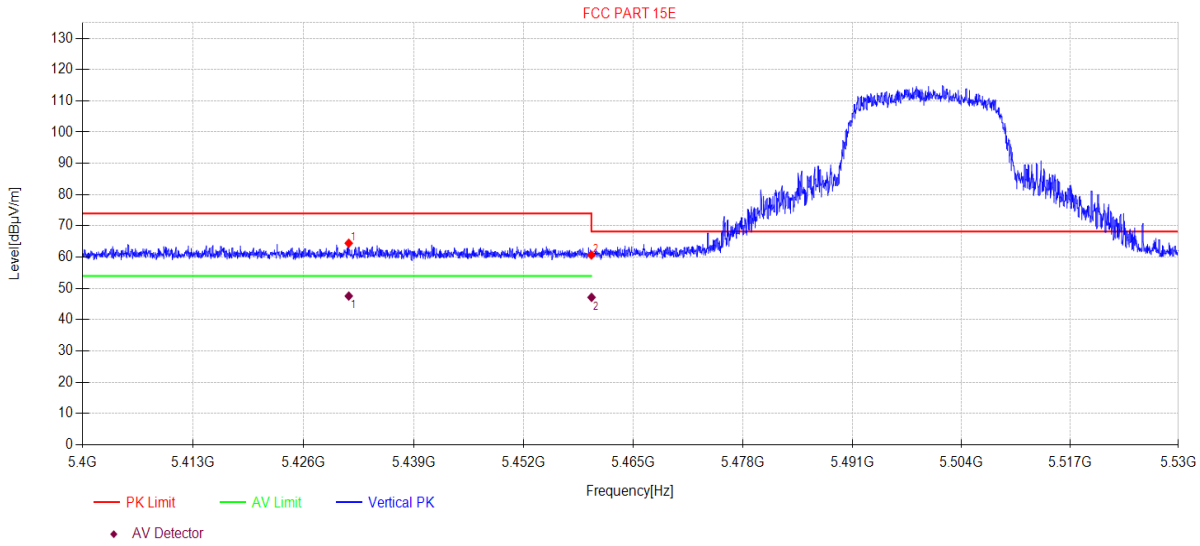


| Suspected Data List | | | | | | | | | | |
|---|---|---|---|---|---|---|---|---|---|---|
| **NO.** | **Freq. [MHz]** | **Reading [dBµV]** | **Cable loss [dB]** | **Antenna Factor [dB]** | **AMP [dB]** | **Level [dBµV/m]** | **Limit [dBµV/m]** | **Margin [dB]** | **Detector** | **Polarity** |
| 1 | 5431.31 | 58.25 | 4.24 | 32.90 | -30.93 | 64.46 | 74.00 | 9.54 | PK | Vertical |
| 2 | 5460.00 | 54.46 | 4.25 | 32.90 | -30.92 | 60.69 | 74.00 | 13.31 | PK | Vertical |

| Final Data List | | | | | | | | | | |
|---|---|---|---|---|---|---|---|---|---|---|
| **NO.** | **Freq. [MHz]** | **Reading [dBµV/m]** | **Cable loss [dB]** | **Antenna Factor [dB]** | **AMP [dB]** | **Level [dBµV/m]** | **Limit [dBµV/m]** | **Margin [dB]** | **Detector** | **Polarity** |
| 1 | 5431.32 | 41.36 | 4.24 | 32.90 | -30.93 | 47.57 | 54.00 | 6.43 | AV | Vertical |
| 2 | 5460.01 | 40.91 | 4.25 | 32.90 | -30.92 | 47.14 | 54.00 | 6.86 | AV | Vertical |

Note:
1. Level = Reading + Cable loss + Antenna Factor + AMP
2. If Peak Result complies with AV limit, AV Result is deemed to comply with AV limit.
3. Test setup: RBW: 1 MHz, VBW: 3 MHz, Sweep time: auto.

# TR-4-E-009 Radiated Emission Test Result

| | | | |
|---|---|---|---|
| **Test Date**: | 2022-12-13 | **Tested By**: | Johnson Huang |
| **EUT**: | Wireless Bridge | **Model Number**: | RG-EST350 V2 |
| **Test Mode**: | TX Mode | **Power Supply**: | AC 120V/60Hz |
| **Condition**: | Temp:23.1°C;Humi:53.5%;Press:100.3kPa | **Test Site**: | DDT 3# Chamber |
| **File Path**: | d:\ts\2022 report data\Q22112912-2E RG-EST350 V2\FCC ABOVE 1G \31 | | |
| **Memo**: | 11AC20 5700 | | |

**Test Graph**

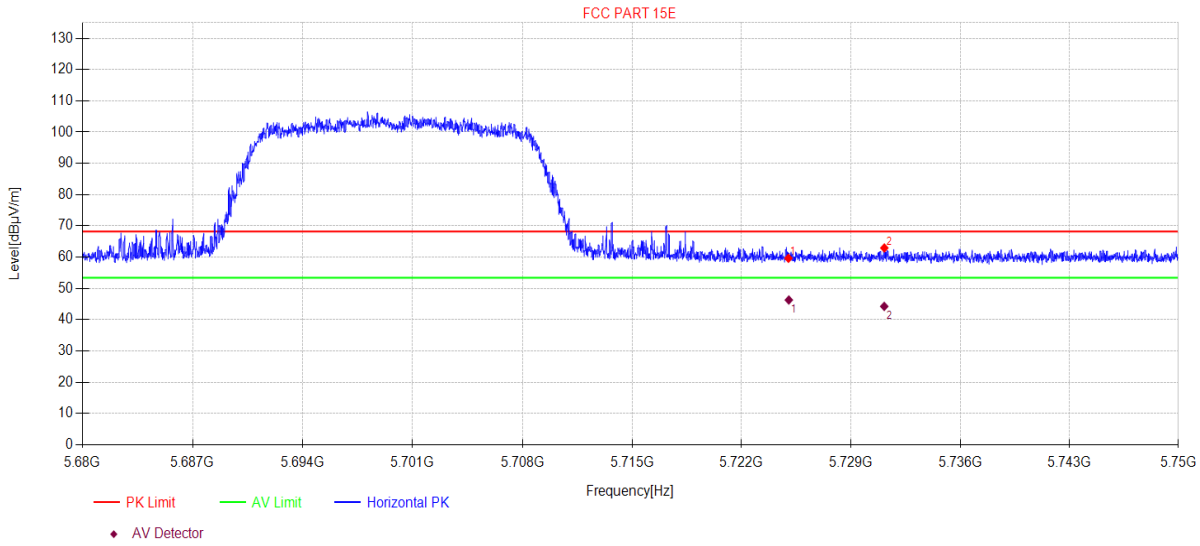


| Suspected Data List | | | | | | | | | | |
|---|---|---|---|---|---|---|---|---|---|---|
| **NO.** | **Freq. [MHz]** | **Reading [dBµV]** | **Cable loss [dB]** | **Antenna Factor [dB]** | **AMP [dB]** | **Level [dBµV/m]** | **Limit [dBµV/m]** | **Margin [dB]** | **Detector** | **Polarity** |
| 1 | 5725.00 | 52.65 | 4.36 | 33.45 | -30.81 | 59.65 | 68.20 | 8.55 | PK | Horizontal |
| 2 | 5731.14 | 55.94 | 4.36 | 33.46 | -30.81 | 62.95 | 68.20 | 5.25 | PK | Horizontal |

| Final Data List | | | | | | | | | | |
|---|---|---|---|---|---|---|---|---|---|---|
| **NO.** | **Freq. [MHz]** | **Reading [dBµV/m]** | **Cable loss [dB]** | **Antenna Factor [dB]** | **AMP [dB]** | **Level [dBµV/m]** | **Limit [dBµV/m]** | **Margin [dB]** | **Detector** | **Polarity** |
| 1 | 5725.02 | 39.31 | 4.36 | 33.45 | -30.81 | 46.31 | 54.00 | 7.69 | AV | Horizontal |
| 2 | 5731.13 | 37.25 | 4.36 | 33.46 | -30.81 | 44.26 | 54.00 | 9.74 | AV | Horizontal |

Note:
1. Level = Reading + Cable loss + Antenna Factor + AMP
2. If Peak Result complies with AV limit, AV Result is deemed to comply with AV limit.
3. Test setup: RBW: 1 MHz, VBW: 3 MHz, Sweep time: auto.

# TR-4-E-009 Radiated Emission Test Result

| | | | |
|---|---|---|---|
| **Test Date**: | 2022-12-13 | **Tested By**: | Johnson Huang |
| **EUT**: | Wireless Bridge | **Model Number**: | RG-EST350 V2 |
| **Test Mode**: | TX Mode | **Power Supply**: | AC 120V/60Hz |
| **Condition**: | Temp:23.1°C;Humi:53.5%;Press:100.3kPa | **Test Site**: | DDT 3# Chamber |
| **File Path**: | d:\ts\2022 report data\Q22112912-2E RG-EST350 V2\FCC ABOVE 1G \32 | | |
| **Memo**: | 11AC20 5700 | | |

**Test Graph**

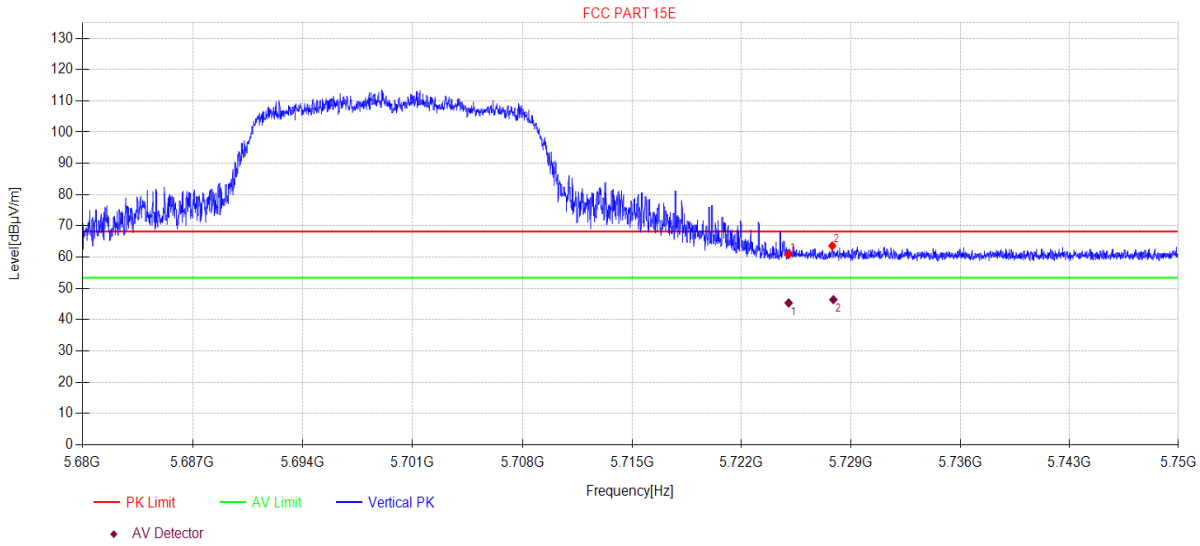


| Suspected Data List | | | | | | | | | | |
|---|---|---|---|---|---|---|---|---|---|---|
| **NO.** | **Freq. [MHz]** | **Reading [dBµV]** | **Cable loss [dB]** | **Antenna Factor [dB]** | **AMP [dB]** | **Level [dBµV/m]** | **Limit [dBµV/m]** | **Margin [dB]** | **Detector** | **Polarity** |
| 1 | 5725.00 | 53.84 | 4.36 | 33.45 | -30.81 | 60.84 | 68.20 | 7.36 | PK | Vertical |
| 2 | 5727.81 | 56.60 | 4.36 | 33.46 | -30.81 | 63.61 | 68.20 | 4.59 | PK | Vertical |

| Final Data List | | | | | | | | | | |
|---|---|---|---|---|---|---|---|---|---|---|
| **NO.** | **Freq. [MHz]** | **Reading [dBµV/m]** | **Cable loss [dB]** | **Antenna Factor [dB]** | **AMP [dB]** | **Level [dBµV/m]** | **Limit [dBµV/m]** | **Margin [dB]** | **Detector** | **Polarity** |
| 1 | 5725.01 | 38.36 | 4.36 | 33.45 | -30.81 | 45.36 | 54.00 | 8.64 | AV | Vertical |
| 2 | 5727.87 | 39.41 | 4.36 | 33.46 | -30.81 | 46.42 | 54.00 | 7.58 | AV | Vertical |

Note:
1. Level = Reading + Cable loss + Antenna Factor + AMP
2. If Peak Result complies with AV limit, AV Result is deemed to comply with AV limit.
3. Test setup: RBW: 1 MHz, VBW: 3 MHz, Sweep time: auto.

# TR-4-E-009 Radiated Emission Test Result

| | | | |
|---|---|---|---|
| **Test Date**: | 2022-12-13 | **Tested By**: | Johnson Huang |
| **EUT**: | Wireless Bridge | **Model Number**: | RG-EST350 V2 |
| **Test Mode**: | TX Mode | **Power Supply**: | AC 120V/60Hz |
| **Condition**: | Temp:23.1°C;Humi:53.5%;Press:100.3kPa | **Test Site**: | DDT 3# Chamber |
| **File Path**: | d:\ts\2022 report data\Q22112912-2E RG-EST350 V2\FCC ABOVE 1G \33 | | |
| **Memo**: | 11AC40 5190 | | |

**Test Graph**

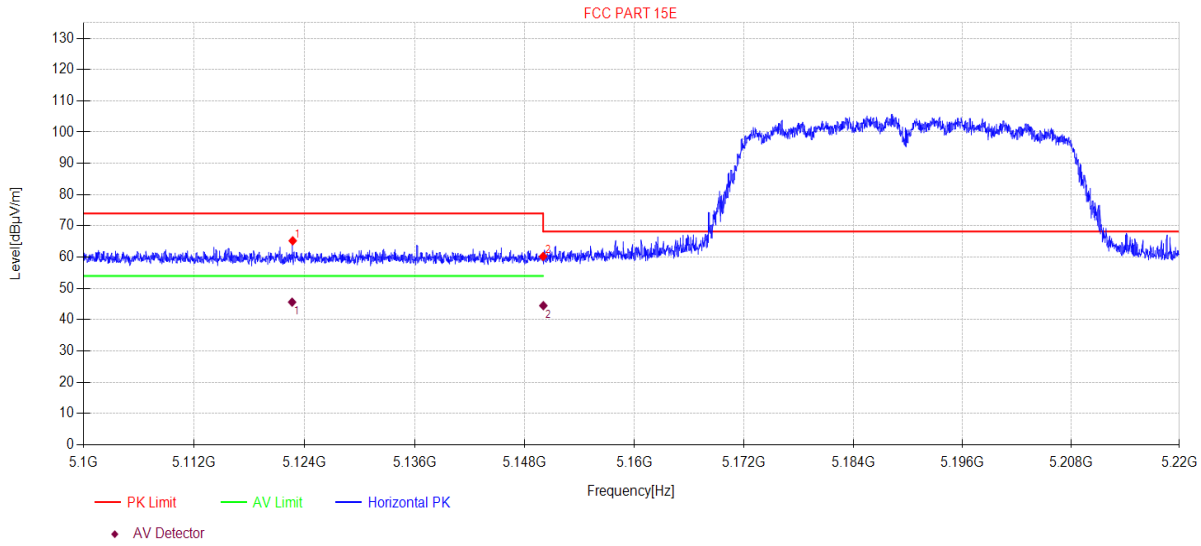


| Suspected Data List | | | | | | | | | | |
|---|---|---|---|---|---|---|---|---|---|---|
| **NO.** | **Freq. [MHz]** | **Reading [dBµV]** | **Cable loss [dB]** | **Antenna Factor [dB]** | **AMP [dB]** | **Level [dBµV/m]** | **Limit [dBµV/m]** | **Margin [dB]** | **Detector** | **Polarity** |
| 1 | 5122.71 | 59.26 | 4.13 | 32.90 | -31.05 | 65.24 | 74.00 | 8.76 | PK | Horizontal |
| 2 | 5150.00 | 54.23 | 4.14 | 32.90 | -31.04 | 60.23 | 74.00 | 13.77 | PK | Horizontal |

| Final Data List | | | | | | | | | | |
|---|---|---|---|---|---|---|---|---|---|---|
| **NO.** | **Freq. [MHz]** | **Reading [dBµV/m]** | **Cable loss [dB]** | **Antenna Factor [dB]** | **AMP [dB]** | **Level [dBµV/m]** | **Limit [dBµV/m]** | **Margin [dB]** | **Detector** | **Polarity** |
| 1 | 5122.64 | 39.64 | 4.13 | 32.90 | -31.05 | 45.62 | 54.00 | 8.38 | AV | Horizontal |
| 2 | 5150.03 | 38.49 | 4.14 | 32.90 | -31.04 | 44.49 | 54.00 | 9.51 | AV | Horizontal |

Note:
1. Level = Reading + Cable loss + Antenna Factor + AMP
2. If Peak Result complies with AV limit, AV Result is deemed to comply with AV limit.
3. Test setup: RBW: 1 MHz, VBW: 3 MHz, Sweep time: auto.

# TR-4-E-009 Radiated Emission Test Result

| | | | |
|---|---|---|---|
| **Test Date**: | 2022-12-13 | **Tested By**: | Johnson Huang |
| **EUT**: | Wireless Bridge | **Model Number**: | RG-EST350 V2 |
| **Test Mode**: | TX Mode | **Power Supply**: | AC 120V/60Hz |
| **Condition**: | Temp:23.1°C;Humi:53.5%;Press:100.3kPa | **Test Site**: | DDT 3# Chamber |
| **File Path**: | d:\ts\2022 report data\Q22112912-2E RG-EST350 V2\FCC ABOVE 1G \34 | | |
| **Memo**: | 11AC40 5190 | | |

**Test Graph**

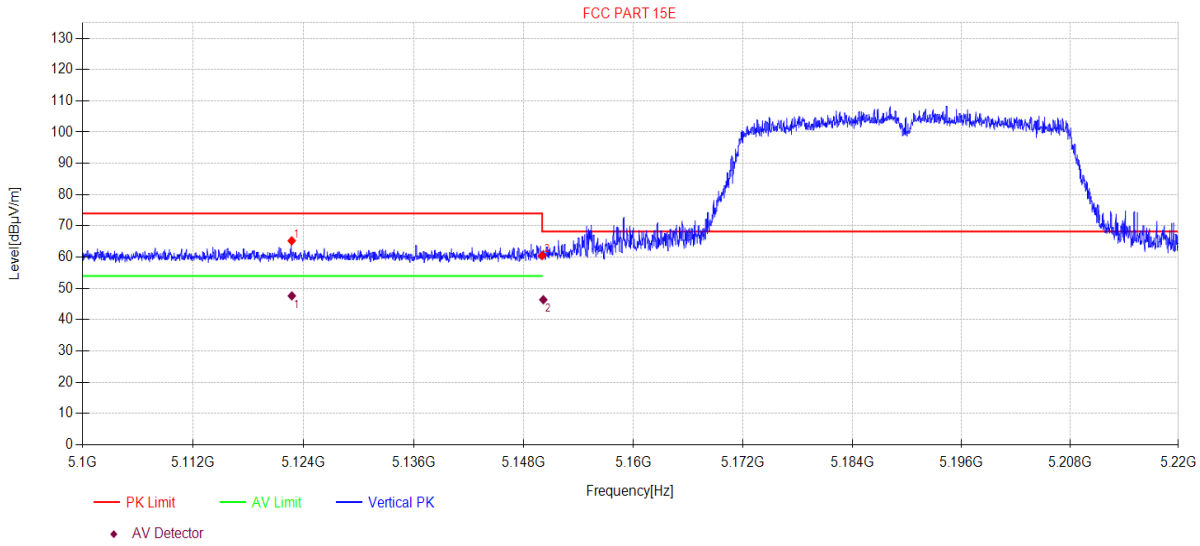


| Suspected Data List | | | | | | | | | | |
|---|---|---|---|---|---|---|---|---|---|---|
| **NO.** | **Freq. [MHz]** | **Reading [dBµV]** | **Cable loss [dB]** | **Antenna Factor [dB]** | **AMP [dB]** | **Level [dBµV/m]** | **Limit [dBµV/m]** | **Margin [dB]** | **Detector** | **Polarity** |
| 1 | 5122.71 | 59.26 | 4.13 | 32.90 | -31.05 | 65.24 | 74.00 | 8.76 | PK | Vertical |
| 2 | 5150.00 | 54.48 | 4.14 | 32.90 | -31.04 | 60.48 | 74.00 | 13.52 | PK | Vertical |

| Final Data List | | | | | | | | | | |
|---|---|---|---|---|---|---|---|---|---|---|
| **NO.** | **Freq. [MHz]** | **Reading [dBµV/m]** | **Cable loss [dB]** | **Antenna Factor [dB]** | **AMP [dB]** | **Level [dBµV/m]** | **Limit [dBµV/m]** | **Margin [dB]** | **Detector** | **Polarity** |
| 1 | 5122.72 | 41.65 | 4.13 | 32.90 | -31.05 | 47.63 | 54.00 | 6.37 | AV | Vertical |
| 2 | 5150.14 | 40.39 | 4.14 | 32.90 | -31.04 | 46.39 | 54.00 | 7.61 | AV | Vertical |

Note:
1. Level = Reading + Cable loss + Antenna Factor + AMP
2. If Peak Result complies with AV limit, AV Result is deemed to comply with AV limit.
3. Test setup: RBW: 1 MHz, VBW: 3 MHz, Sweep time: auto.

# TR-4-E-009 Radiated Emission Test Result

| | | | |
|---|---|---|---|
| **Test Date**: | 2022-12-13 | **Tested By**: | Johnson Huang |
| **EUT**: | Wireless Bridge | **Model Number**: | RG-EST350 V2 |
| **Test Mode**: | TX Mode | **Power Supply**: | AC 120V/60Hz |
| **Condition**: | Temp:23.1°C;Humi:53.5%;Press:100.3kPa | **Test Site**: | DDT 3# Chamber |
| **File Path**: | d:\ts\2022 report data\Q22112912-2E RG-EST350 V2\FCC ABOVE 1G \35 | | |
| **Memo**: | 11AC40 5310 | | |

**Test Graph**

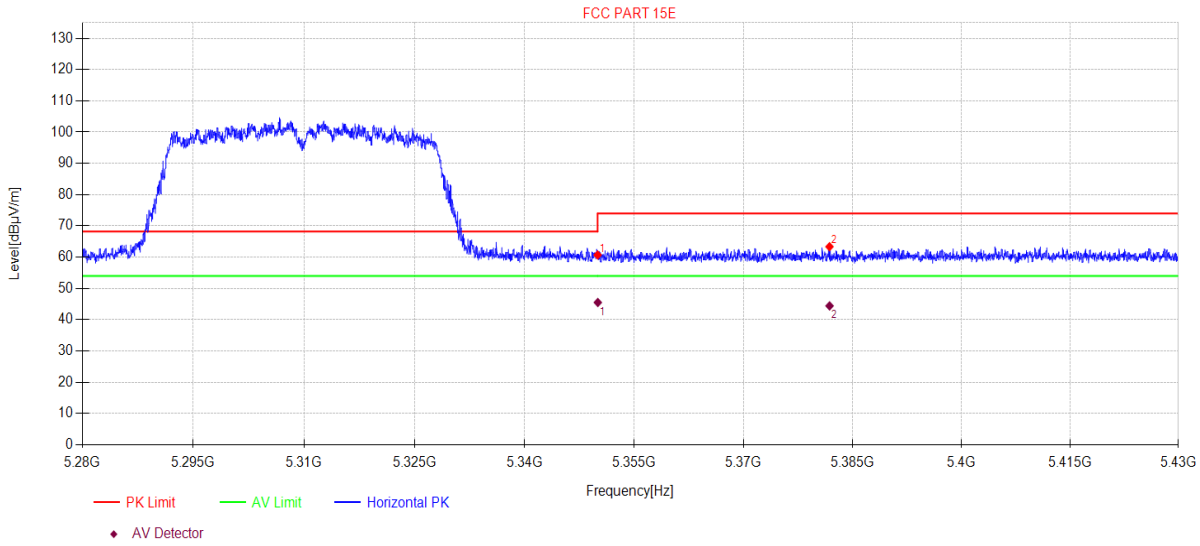


| Suspected Data List | | | | | | | | | | |
|---|---|---|---|---|---|---|---|---|---|---|
| **NO.** | **Freq. [MHz]** | **Reading [dBµV]** | **Cable loss [dB]** | **Antenna Factor [dB]** | **AMP [dB]** | **Level [dBµV/m]** | **Limit [dBµV/m]** | **Margin [dB]** | **Detector** | **Polarity** |
| 1 | 5350.00 | 54.56 | 4.21 | 32.90 | -30.96 | 60.71 | 68.20 | 7.49 | PK | Horizontal |
| 2 | 5381.80 | 57.18 | 4.23 | 32.90 | -30.95 | 63.36 | 74.00 | 10.64 | PK | Horizontal |

| Final Data List | | | | | | | | | | |
|---|---|---|---|---|---|---|---|---|---|---|
| **NO.** | **Freq. [MHz]** | **Reading [dBµV/m]** | **Cable loss [dB]** | **Antenna Factor [dB]** | **AMP [dB]** | **Level [dBµV/m]** | **Limit [dBµV/m]** | **Margin [dB]** | **Detector** | **Polarity** |
| 1 | 5350.03 | 39.36 | 4.21 | 32.90 | -30.96 | 45.51 | 54.00 | 8.49 | AV | Horizontal |
| 2 | 5381.80 | 38.24 | 4.23 | 32.90 | -30.95 | 44.42 | 54.00 | 9.58 | AV | Horizontal |

Note:
1. Level = Reading + Cable loss + Antenna Factor + AMP
2. If Peak Result complies with AV limit, AV Result is deemed to comply with AV limit.
3. Test setup: RBW: 1 MHz, VBW: 3 MHz, Sweep time: auto.

# TR-4-E-009 Radiated Emission Test Result

| | | | |
|---|---|---|---|
| **Test Date**: | 2022-12-13 | **Tested By**: | Johnson Huang |
| **EUT**: | Wireless Bridge | **Model Number**: | RG-EST350 V2 |
| **Test Mode**: | TX Mode | **Power Supply**: | AC 120V/60Hz |
| **Condition**: | Temp:23.1°C;Humi:53.5%;Press:100.3kPa | **Test Site**: | DDT 3# Chamber |
| **File Path**: | d:\ts\2022 report data\Q22112912-2E RG-EST350 V2\FCC ABOVE 1G \36 | | |
| **Memo**: | 11AC40 5310 | | |

**Test Graph**

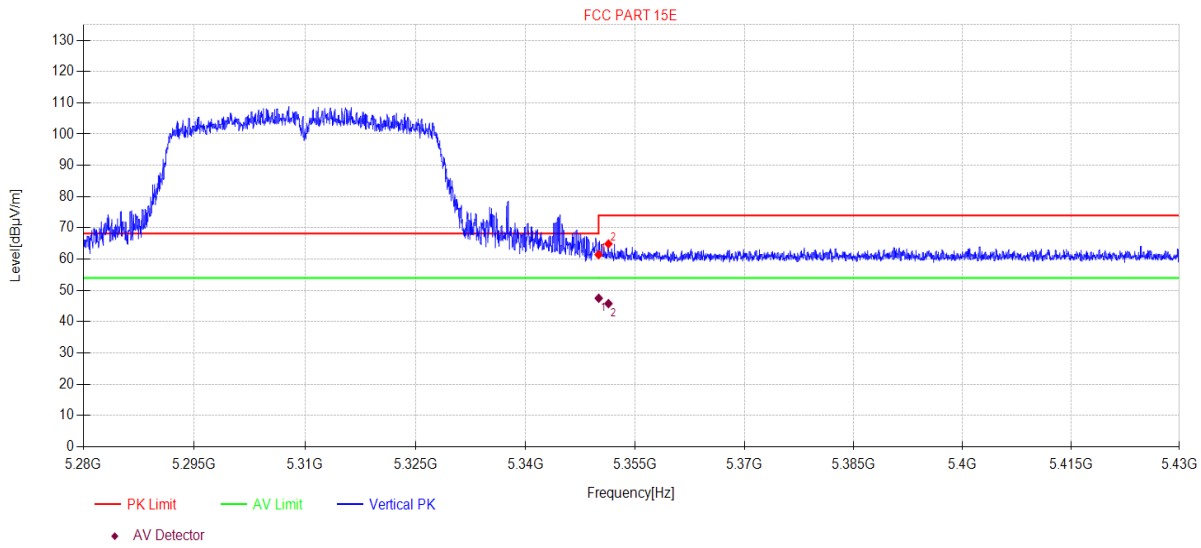


| Suspected Data List | | | | | | | | | | |
|---|---|---|---|---|---|---|---|---|---|---|
| **NO.** | **Freq. [MHz]** | **Reading [dBµV]** | **Cable loss [dB]** | **Antenna Factor [dB]** | **AMP [dB]** | **Level [dBµV/m]** | **Limit [dBµV/m]** | **Margin [dB]** | **Detector** | **Polarity** |
| 1 | 5350.00 | 55.28 | 4.21 | 32.90 | -30.96 | 61.43 | 68.20 | 6.77 | PK | Vertical |
| 2 | 5351.35 | 58.74 | 4.21 | 32.90 | -30.96 | 64.89 | 74.00 | 9.11 | PK | Vertical |

| Final Data List | | | | | | | | | | |
|---|---|---|---|---|---|---|---|---|---|---|
| **NO.** | **Freq. [MHz]** | **Reading [dBµV/m]** | **Cable loss [dB]** | **Antenna Factor [dB]** | **AMP [dB]** | **Level [dBµV/m]** | **Limit [dBµV/m]** | **Margin [dB]** | **Detector** | **Polarity** |
| 1 | 5350.01 | 41.36 | 4.21 | 32.90 | -30.96 | 47.51 | 54.00 | 6.49 | AV | Vertical |
| 2 | 5351.35 | 39.64 | 4.21 | 32.90 | -30.96 | 45.79 | 54.00 | 8.21 | AV | Vertical |

Note:
1. Level = Reading + Cable loss + Antenna Factor + AMP
2. If Peak Result complies with AV limit, AV Result is deemed to comply with AV limit.
3. Test setup: RBW: 1 MHz, VBW: 3 MHz, Sweep time: auto.

# TR-4-E-009 Radiated Emission Test Result

| | | | |
|---|---|---|---|
| **Test Date**: | 2022-12-13 | **Tested By**: | Johnson Huang |
| **EUT**: | Wireless Bridge | **Model Number**: | RG-EST350 V2 |
| **Test Mode**: | TX Mode | **Power Supply**: | AC 120V/60Hz |
| **Condition**: | Temp:23.1°C;Humi:53.5%;Press:100.3kPa | **Test Site**: | DDT 3# Chamber |
| **File Path**: | d:\ts\2022 report data\Q22112912-2E RG-EST350 V2\FCC ABOVE 1G \37 | | |
| **Memo**: | 11AC40 5510 | | |

**Test Graph**

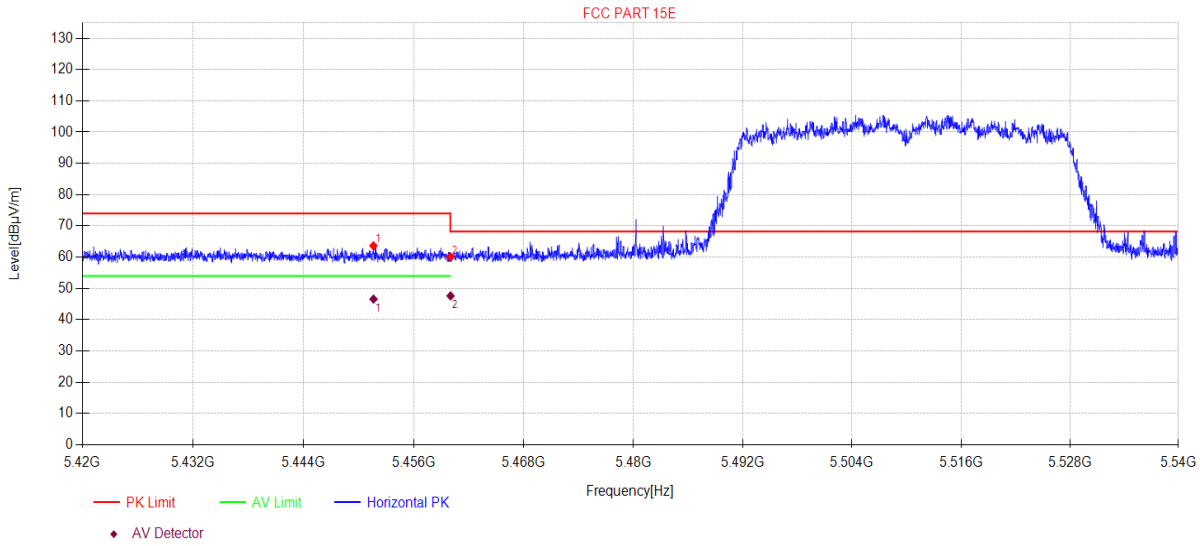


| Suspected Data List | | | | | | | | | | |
|---|---|---|---|---|---|---|---|---|---|---|
| **NO.** | **Freq. [MHz]** | **Reading [dBµV]** | **Cable loss [dB]** | **Antenna Factor [dB]** | **AMP [dB]** | **Level [dBµV/m]** | **Limit [dBµV/m]** | **Margin [dB]** | **Detector** | **Polarity** |
| 1 | 5451.62 | 57.40 | 4.25 | 32.90 | -30.92 | 63.63 | 74.00 | 10.37 | PK | Horizontal |
| 2 | 5460.00 | 53.90 | 4.25 | 32.90 | -30.92 | 60.13 | 74.00 | 13.87 | PK | Horizontal |

| Final Data List | | | | | | | | | | |
|---|---|---|---|---|---|---|---|---|---|---|
| **NO.** | **Freq. [MHz]** | **Reading [dBµV/m]** | **Cable loss [dB]** | **Antenna Factor [dB]** | **AMP [dB]** | **Level [dBµV/m]** | **Limit [dBµV/m]** | **Margin [dB]** | **Detector** | **Polarity** |
| 1 | 5451.62 | 40.36 | 4.25 | 32.90 | -30.92 | 46.59 | 54.00 | 7.41 | AV | Horizontal |
| 2 | 5460.02 | 41.39 | 4.25 | 32.90 | -30.92 | 47.62 | 54.00 | 6.38 | AV | Horizontal |

Note:
1. Level = Reading + Cable loss + Antenna Factor + AMP
2. If Peak Result complies with AV limit, AV Result is deemed to comply with AV limit.
3. Test setup: RBW: 1 MHz, VBW: 3 MHz, Sweep time: auto.

# TR-4-E-009 Radiated Emission Test Result

| | | | |
|---|---|---|---|
| **Test Date**: | 2022-12-13 | **Tested By**: | Johnson Huang |
| **EUT**: | Wireless Bridge | **Model Number**: | RG-EST350 V2 |
| **Test Mode**: | TX Mode | **Power Supply**: | AC 120V/60Hz |
| **Condition**: | Temp:23.1°C;Humi:53.5%;Press:100.3kPa | **Test Site**: | DDT 3# Chamber |
| **File Path**: | d:\ts\2022 report data\Q22112912-2E RG-EST350 V2\FCC ABOVE 1G \38 | | |
| **Memo**: | 11AC40 5510 | | |

**Test Graph**

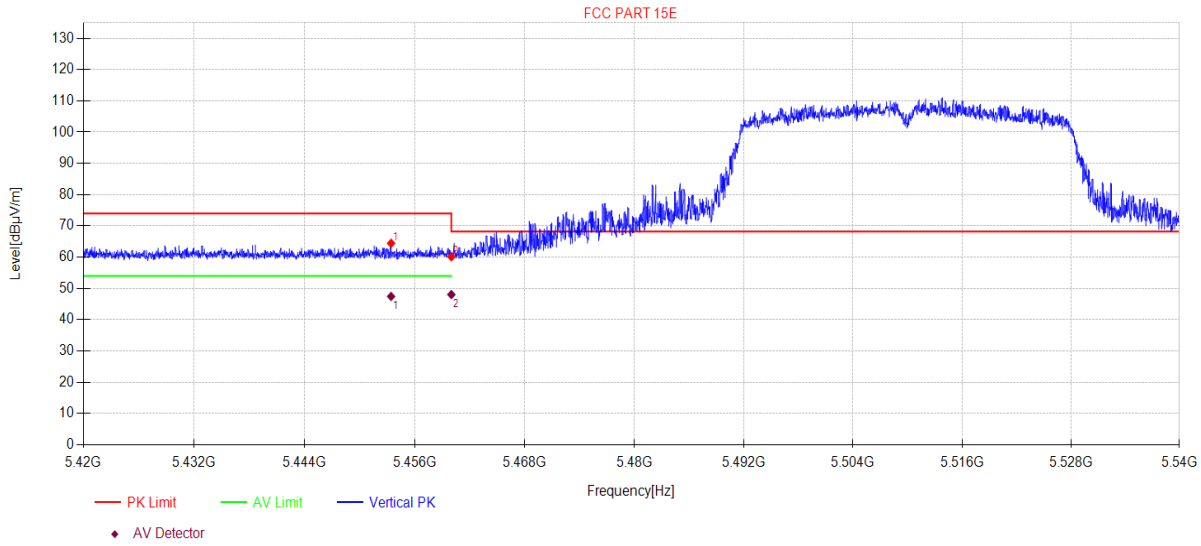


| Suspected Data List | | | | | | | | | | |
|---|---|---|---|---|---|---|---|---|---|---|
| **NO.** | **Freq. [MHz]** | **Reading [dBµV]** | **Cable loss [dB]** | **Antenna Factor [dB]** | **AMP [dB]** | **Level [dBµV/m]** | **Limit [dBµV/m]** | **Margin [dB]** | **Detector** | **Polarity** |
| 1 | 5453.43 | 58.23 | 4.25 | 32.90 | -30.92 | 64.46 | 74.00 | 9.54 | PK | Vertical |
| 2 | 5460.00 | 53.90 | 4.25 | 32.90 | -30.92 | 60.13 | 74.00 | 13.87 | PK | Vertical |

| Final Data List | | | | | | | | | | |
|---|---|---|---|---|---|---|---|---|---|---|
| **NO.** | **Freq. [MHz]** | **Reading [dBµV/m]** | **Cable loss [dB]** | **Antenna Factor [dB]** | **AMP [dB]** | **Level [dBµV/m]** | **Limit [dBµV/m]** | **Margin [dB]** | **Detector** | **Polarity** |
| 1 | 5453.43 | 41.21 | 4.25 | 32.90 | -30.92 | 47.44 | 54.00 | 6.56 | AV | Vertical |
| 2 | 5460.00 | 41.82 | 4.25 | 32.90 | -30.92 | 48.05 | 54.00 | 5.95 | AV | Vertical |

Note:
1. Level = Reading + Cable loss + Antenna Factor + AMP
2. If Peak Result complies with AV limit, AV Result is deemed to comply with AV limit.
3. Test setup: RBW: 1 MHz, VBW: 3 MHz, Sweep time: auto.

# TR-4-E-009 Radiated Emission Test Result

| | | | |
|---|---|---|---|
| **Test Date**: | 2022-12-13 | **Tested By**: | Johnson Huang |
| **EUT**: | Wireless Bridge | **Model Number**: | RG-EST350 V2 |
| **Test Mode**: | TX Mode | **Power Supply**: | AC 120V/60Hz |
| **Condition**: | Temp:23.1°C;Humi:53.5%;Press:100.3kPa | **Test Site**: | DDT 3# Chamber |
| **File Path**: | d:\ts\2022 report data\Q22112912-2E RG-EST350 V2\FCC ABOVE 1G \39 | | |
| **Memo**: | 11AC40 5670 | | |

**Test Graph**

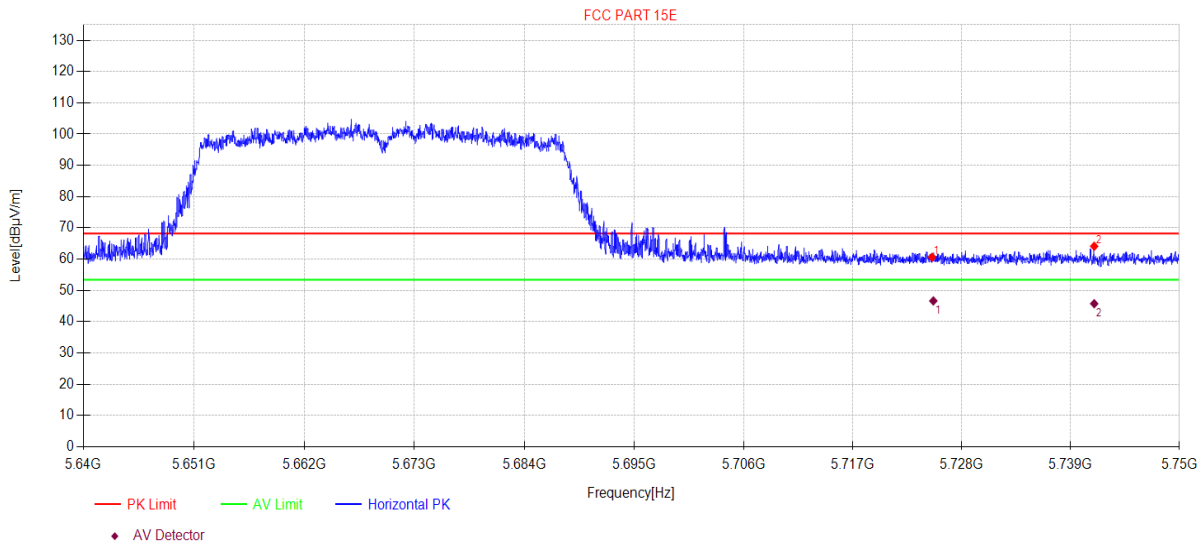


| Suspected Data List | | | | | | | | | | |
|---|---|---|---|---|---|---|---|---|---|---|
| **NO.** | **Freq. [MHz]** | **Reading [dBµV]** | **Cable loss [dB]** | **Antenna Factor [dB]** | **AMP [dB]** | **Level [dBµV/m]** | **Limit [dBµV/m]** | **Margin [dB]** | **Detector** | **Polarity** |
| 1 | 5725.00 | 53.63 | 4.36 | 33.45 | -30.81 | 60.63 | 68.20 | 7.57 | PK | Horizontal |
| 2 | 5741.38 | 57.09 | 4.36 | 33.48 | -30.80 | 64.13 | 68.20 | 4.07 | PK | Horizontal |

| Final Data List | | | | | | | | | | |
|---|---|---|---|---|---|---|---|---|---|---|
| **NO.** | **Freq. [MHz]** | **Reading [dBµV/m]** | **Cable loss [dB]** | **Antenna Factor [dB]** | **AMP [dB]** | **Level [dBµV/m]** | **Limit [dBµV/m]** | **Margin [dB]** | **Detector** | **Polarity** |
| 1 | 5725.13 | 39.65 | 4.36 | 33.45 | -30.81 | 46.65 | 54.00 | 7.35 | AV | Horizontal |
| 2 | 5741.38 | 38.72 | 4.36 | 33.48 | -30.80 | 45.76 | 54.00 | 8.24 | AV | Horizontal |

Note:
1. Level = Reading + Cable loss + Antenna Factor + AMP
2. If Peak Result complies with AV limit, AV Result is deemed to comply with AV limit.
3. Test setup: RBW: 1 MHz, VBW: 3 MHz, Sweep time: auto.

# TR-4-E-009 Radiated Emission Test Result

| | | | |
|---|---|---|---|
| **Test Date**: | 2022-12-13 | **Tested By**: | Johnson Huang |
| **EUT**: | Wireless Bridge | **Model Number**: | RG-EST350 V2 |
| **Test Mode**: | TX Mode | **Power Supply**: | AC 120V/60Hz |
| **Condition**: | Temp:23.1°C;Humi:53.5%;Press:100.3kPa | **Test Site**: | DDT 3# Chamber |
| **File Path**: | d:\ts\2022 report data\Q22112912-2E RG-EST350 V2\FCC ABOVE 1G \40 | | |
| **Memo**: | 11AC40 5670 | | |

**Test Graph**

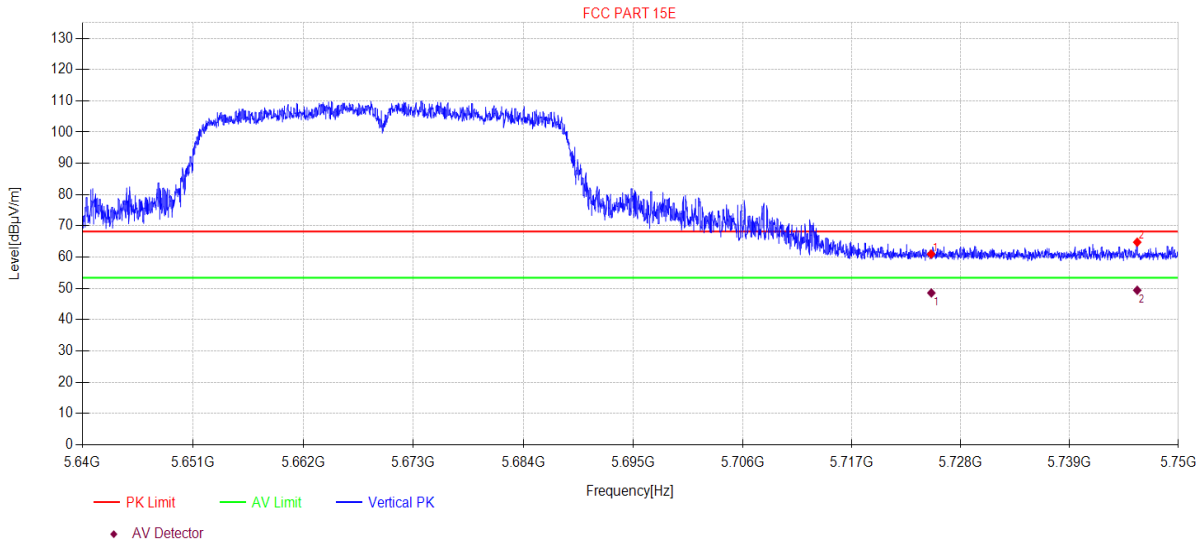


| Suspected Data List | | | | | | | | | | |
|---|---|---|---|---|---|---|---|---|---|---|
| **NO.** | **Freq. [MHz]** | **Reading [dBµV]** | **Cable loss [dB]** | **Antenna Factor [dB]** | **AMP [dB]** | **Level [dBµV/m]** | **Limit [dBµV/m]** | **Margin [dB]** | **Detector** | **Polarity** |
| 1 | 5725.00 | 54.00 | 4.36 | 33.45 | -30.81 | 61.00 | 68.20 | 7.20 | PK | Vertical |
| 2 | 5745.84 | 57.74 | 4.36 | 33.49 | -30.80 | 64.79 | 68.20 | 3.41 | PK | Vertical |

| Final Data List | | | | | | | | | | |
|---|---|---|---|---|---|---|---|---|---|---|
| **NO.** | **Freq. [MHz]** | **Reading [dBµV/m]** | **Cable loss [dB]** | **Antenna Factor [dB]** | **AMP [dB]** | **Level [dBµV/m]** | **Limit [dBµV/m]** | **Margin [dB]** | **Detector** | **Polarity** |
| 1 | 5725.03 | 41.56 | 4.36 | 33.45 | -30.81 | 48.56 | 54.00 | 5.44 | AV | Vertical |
| 2 | 5745.84 | 42.37 | 4.36 | 33.49 | -30.80 | 49.42 | 54.00 | 4.58 | AV | Vertical |

Note:
1. Level = Reading + Cable loss + Antenna Factor + AMP
2. If Peak Result complies with AV limit, AV Result is deemed to comply with AV limit.
3. Test setup: RBW: 1 MHz, VBW: 3 MHz, Sweep time: auto.

# TR-4-E-009 Radiated Emission Test Result

| | | | |
|---|---|---|---|
| **Test Date**: | 2022-12-13 | **Tested By**: | Johnson Huang |
| **EUT**: | Wireless Bridge | **Model Number**: | RG-EST350 V2 |
| **Test Mode**: | TX Mode | **Power Supply**: | AC 120V/60Hz |
| **Condition**: | Temp:23.1°C;Humi:53.5%;Press:100.3kPa | **Test Site**: | DDT 3# Chamber |
| **File Path**: | d:\ts\2022 report data\Q22112912-2E RG-EST350 V2\FCC ABOVE 1G \41 | | |
| **Memo**: | 11AC80 5210 | | |

**Test Graph**

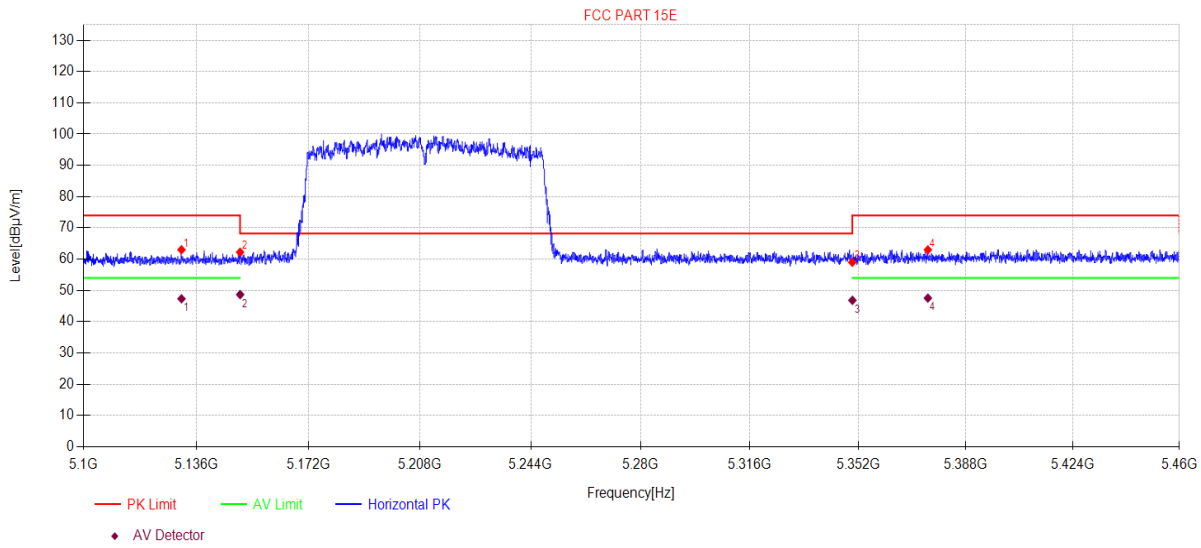


| Suspected Data List | | | | | | | | | | |
|---|---|---|---|---|---|---|---|---|---|---|
| NO. | Freq. [MHz] | Reading [dBµV] | Cable loss [dB] | Antenna Factor [dB] | AMP [dB] | Level [dBµV/m] | Limit [dBµV/m] | Margin [dB] | Detector | Polarity |
| 1 | 5131.25 | 57.04 | 4.13 | 32.90 | -31.05 | 63.02 | 74.00 | 10.98 | PK | Horizontal |
| 2 | 5150.00 | 56.23 | 4.14 | 32.90 | -31.04 | 62.23 | 74.00 | 11.77 | PK | Horizontal |
| 3 | 5350.00 | 52.84 | 4.21 | 32.90 | -30.96 | 58.99 | 68.20 | 9.21 | PK | Horizontal |
| 4 | 5375.22 | 56.83 | 4.22 | 32.90 | -30.95 | 63.00 | 74.00 | 11.00 | PK | Horizontal |

| Final Data List | | | | | | | | | | |
|---|---|---|---|---|---|---|---|---|---|---|
| NO. | Freq. [MHz] | Reading [dBµV/m] | Cable loss [dB] | Antenna Factor [dB] | AMP [dB] | Level [dBµV/m] | Limit [dBµV/m] | Margin [dB] | Detector | Polarity |
| 1 | 5131.24 | 41.36 | 4.13 | 32.90 | -31.05 | 47.34 | 54.00 | 6.66 | AV | Horizontal |
| 2 | 5150.03 | 42.68 | 4.14 | 32.90 | -31.04 | 48.68 | 54.00 | 5.32 | AV | Horizontal |
| 3 | 5350.02 | 40.69 | 4.21 | 32.90 | -30.96 | 46.84 | 54.00 | 7.16 | AV | Horizontal |
| 4 | 5375.22 | 41.38 | 4.22 | 32.90 | -30.95 | 47.55 | 54.00 | 6.45 | AV | Horizontal |

Note:
1. Level = Reading + Cable loss + Antenna Factor + AMP
2. If Peak Result complies with AV limit, AV Result is deemed to comply with AV limit.
3. Test setup: RBW: 1 MHz, VBW: 3 MHz, Sweep time: auto.

# TR-4-E-009 Radiated Emission Test Result

| | | | |
|---|---|---|---|
| **Test Date**: | 2022-12-13 | **Tested By**: | Johnson Huang |
| **EUT**: | Wireless Bridge | **Model Number**: | RG-EST350 V2 |
| **Test Mode**: | TX Mode | **Power Supply**: | AC 120V/60Hz |
| **Condition**: | Temp:23.1°C;Humi:53.5%;Press:100.3kPa | **Test Site**: | DDT 3# Chamber |
| **File Path**: | d:\ts\2022 report data\Q22112912-2E RG-EST350 V2\FCC ABOVE 1G \42 | | |
| **Memo**: | 11AC80 5210 | | |

**Test Graph**

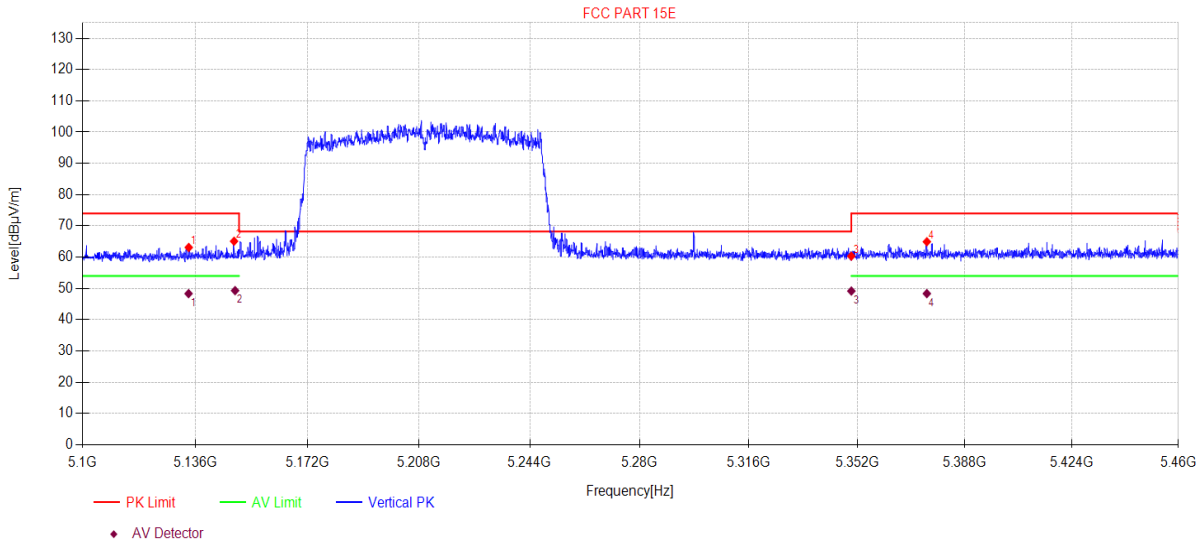


| Suspected Data List | | | | | | | | | | |
|---|---|---|---|---|---|---|---|---|---|---|
| NO. | Freq. [MHz] | Reading [dBµV] | Cable loss [dB] | Antenna Factor [dB] | AMP [dB] | Level [dBµV/m] | Limit [dBµV/m] | Margin [dB] | Detector | Polarity |
| 1 | 5133.89 | 57.14 | 4.13 | 32.90 | -31.05 | 63.12 | 74.00 | 10.88 | PK | Vertical |
| 2 | 5148.39 | 59.11 | 4.14 | 32.90 | -31.04 | 65.11 | 74.00 | 8.89 | PK | Vertical |
| 3 | 5350.00 | 54.18 | 4.21 | 32.90 | -30.96 | 60.33 | 68.20 | 7.87 | PK | Vertical |
| 4 | 5375.22 | 58.77 | 4.22 | 32.90 | -30.95 | 64.94 | 74.00 | 9.06 | PK | Vertical |

| Final Data List | | | | | | | | | | |
|---|---|---|---|---|---|---|---|---|---|---|
| NO. | Freq. [MHz] | Reading [dBµV/m] | Cable loss [dB] | Antenna Factor [dB] | AMP [dB] | Level [dBµV/m] | Limit [dBµV/m] | Margin [dB] | Detector | Polarity |
| 1 | 5133.83 | 42.36 | 4.13 | 32.90 | -31.05 | 48.34 | 54.00 | 5.66 | AV | Vertical |
| 2 | 5148.71 | 43.31 | 4.14 | 32.90 | -31.04 | 49.31 | 54.00 | 4.69 | AV | Vertical |
| 3 | 5350.01 | 43.02 | 4.21 | 32.90 | -30.96 | 49.17 | 54.00 | 4.83 | AV | Vertical |
| 4 | 5375.21 | 42.18 | 4.22 | 32.90 | -30.95 | 48.35 | 54.00 | 5.65 | AV | Vertical |

Note:
1. Level = Reading + Cable loss + Antenna Factor + AMP
2. If Peak Result complies with AV limit, AV Result is deemed to comply with AV limit.
3. Test setup: RBW: 1 MHz, VBW: 3 MHz, Sweep time: auto.

# TR-4-E-009 Radiated Emission Test Result

| | | | |
|---|---|---|---|
| **Test Date**: | 2022-12-13 | **Tested By**: | Johnson Huang |
| **EUT**: | Wireless Bridge | **Model Number**: | RG-EST350 V2 |
| **Test Mode**: | TX Mode | **Power Supply**: | AC 120V/60Hz |
| **Condition**: | Temp:23.1°C;Humi:53.5%;Press:100.3kPa | **Test Site**: | DDT 3# Chamber |
| **File Path**: | d:\ts\2022 report data\Q22112912-2E RG-EST350 V2\FCC ABOVE 1G \43 | | |
| **Memo**: | 11AC80 5290 | | |

**Test Graph**

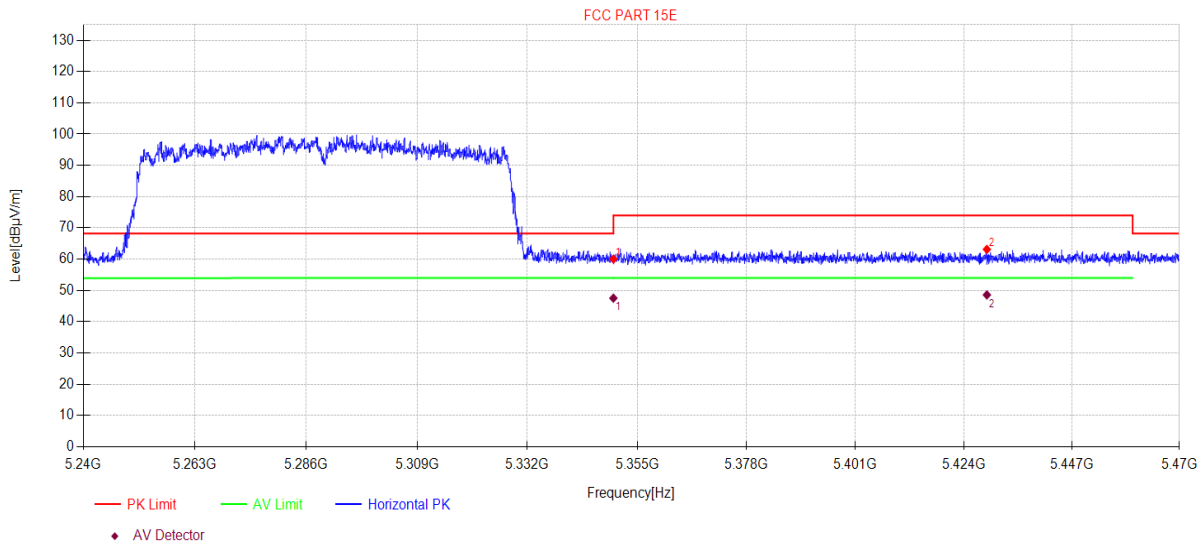


| Suspected Data List | | | | | | | | | | |
|---|---|---|---|---|---|---|---|---|---|---|
| **NO.** | **Freq. [MHz]** | **Reading [dBµV]** | **Cable loss [dB]** | **Antenna Factor [dB]** | **AMP [dB]** | **Level [dBµV/m]** | **Limit [dBµV/m]** | **Margin [dB]** | **Detector** | **Polarity** |
| 1 | 5350.00 | 53.88 | 4.21 | 32.90 | -30.96 | 60.03 | 68.20 | 8.17 | PK | Horizontal |
| 2 | 5428.89 | 56.93 | 4.24 | 32.90 | -30.93 | 63.14 | 74.00 | 10.86 | PK | Horizontal |

| Final Data List | | | | | | | | | | |
|---|---|---|---|---|---|---|---|---|---|---|
| **NO.** | **Freq. [MHz]** | **Reading [dBµV/m]** | **Cable loss [dB]** | **Antenna Factor [dB]** | **AMP [dB]** | **Level [dBµV/m]** | **Limit [dBµV/m]** | **Margin [dB]** | **Detector** | **Polarity** |
| 1 | 5350.00 | 41.39 | 4.21 | 32.90 | -30.96 | 47.54 | 54.00 | 6.46 | AV | Horizontal |
| 2 | 5428.89 | 42.36 | 4.24 | 32.90 | -30.93 | 48.57 | 54.00 | 5.43 | AV | Horizontal |

Note:
1. Level = Reading + Cable loss + Antenna Factor + AMP
2. If Peak Result complies with AV limit, AV Result is deemed to comply with AV limit.
3. Test setup: RBW: 1 MHz, VBW: 3 MHz, Sweep time: auto.

# TR-4-E-009 Radiated Emission Test Result

| | | | |
|---|---|---|---|
| **Test Date**: | 2022-12-13 | **Tested By**: | Johnson Huang |
| **EUT**: | Wireless Bridge | **Model Number**: | RG-EST350 V2 |
| **Test Mode**: | TX Mode | **Power Supply**: | AC 120V/60Hz |
| **Condition**: | Temp:23.1°C;Humi:53.5%;Press:100.3kPa | **Test Site**: | DDT 3# Chamber |
| **File Path**: | d:\ts\2022 report data\Q22112912-2E RG-EST350 V2\FCC ABOVE 1G \44 | | |
| **Memo**: | 11AC80 5290 | | |

**Test Graph**

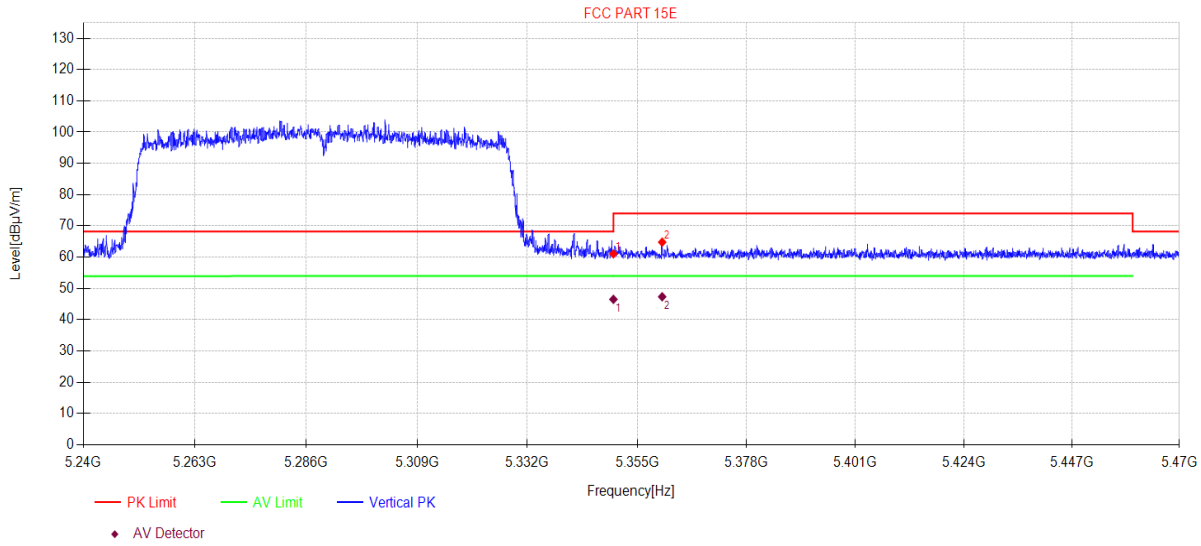


| Suspected Data List | | | | | | | | | | |
|---|---|---|---|---|---|---|---|---|---|---|
| **NO.** | **Freq. [MHz]** | **Reading [dBµV]** | **Cable loss [dB]** | **Antenna Factor [dB]** | **AMP [dB]** | **Level [dBµV/m]** | **Limit [dBµV/m]** | **Margin [dB]** | **Detector** | **Polarity** |
| 1 | 5350.00 | 54.91 | 4.21 | 32.90 | -30.96 | 61.06 | 68.20 | 7.14 | PK | Vertical |
| 2 | 5360.24 | 58.64 | 4.22 | 32.90 | -30.96 | 64.80 | 74.00 | 9.20 | PK | Vertical |

| Final Data List | | | | | | | | | | |
|---|---|---|---|---|---|---|---|---|---|---|
| **NO.** | **Freq. [MHz]** | **Reading [dBµV/m]** | **Cable loss [dB]** | **Antenna Factor [dB]** | **AMP [dB]** | **Level [dBµV/m]** | **Limit [dBµV/m]** | **Margin [dB]** | **Detector** | **Polarity** |
| 1 | 5350.00 | 40.36 | 4.21 | 32.90 | -30.96 | 46.51 | 54.00 | 7.49 | AV | Vertical |
| 2 | 5360.23 | 41.19 | 4.22 | 32.90 | -30.96 | 47.35 | 54.00 | 6.65 | AV | Vertical |

Note:
1. Level = Reading + Cable loss + Antenna Factor + AMP
2. If Peak Result complies with AV limit, AV Result is deemed to comply with AV limit.
3. Test setup: RBW: 1 MHz, VBW: 3 MHz, Sweep time: auto.

# TR-4-E-009 Radiated Emission Test Result

| | | | |
|---|---|---|---|
| **Test Date**: | 2022-12-13 | **Tested By**: | Johnson Huang |
| **EUT**: | Wireless Bridge | **Model Number**: | RG-EST350 V2 |
| **Test Mode**: | TX Mode | **Power Supply**: | AC 120V/60Hz |
| **Condition**: | Temp:23.1°C;Humi:53.5%;Press:100.3kPa | **Test Site**: | DDT 3# Chamber |
| **File Path**: | d:\ts\2022 report data\Q22112912-2E RG-EST350 V2\FCC ABOVE 1G \45 | | |
| **Memo**: | 11AC80 5530 | | |

**Test Graph**

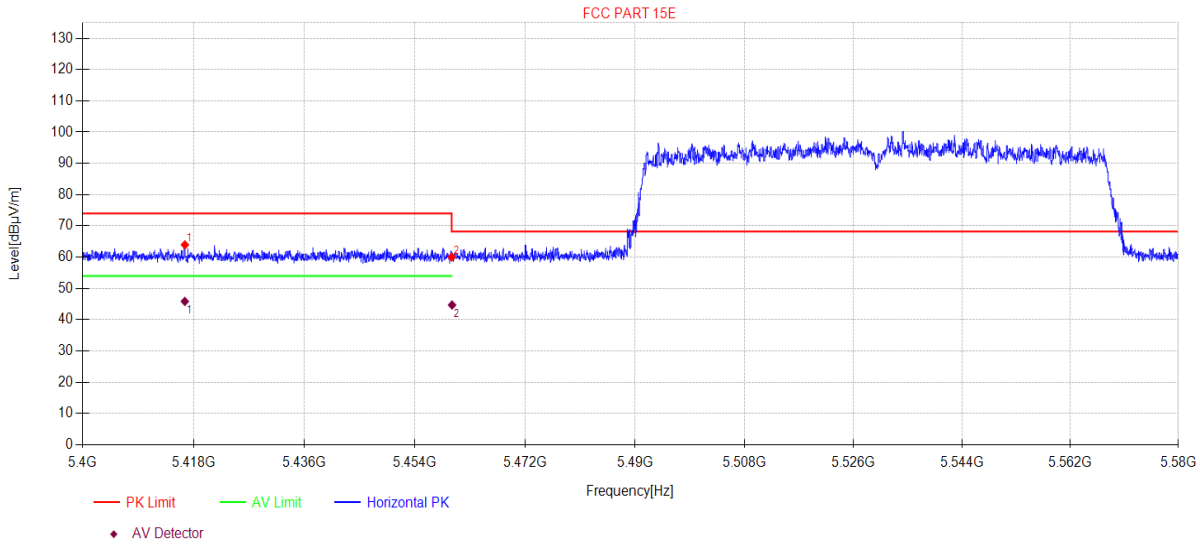


| Suspected Data List | | | | | | | | | | |
|---|---|---|---|---|---|---|---|---|---|---|
| **NO.** | **Freq. [MHz]** | **Reading [dBµV]** | **Cable loss [dB]** | **Antenna Factor [dB]** | **AMP [dB]** | **Level [dBµV/m]** | **Limit [dBµV/m]** | **Margin [dB]** | **Detector** | **Polarity** |
| 1 | 5416.59 | 57.74 | 4.24 | 32.90 | -30.93 | 63.95 | 74.00 | 10.05 | PK | Horizontal |
| 2 | 5460.00 | 53.83 | 4.25 | 32.90 | -30.92 | 60.06 | 74.00 | 13.94 | PK | Horizontal |

| Final Data List | | | | | | | | | | |
|---|---|---|---|---|---|---|---|---|---|---|
| **NO.** | **Freq. [MHz]** | **Reading [dBµV/m]** | **Cable loss [dB]** | **Antenna Factor [dB]** | **AMP [dB]** | **Level [dBµV/m]** | **Limit [dBµV/m]** | **Margin [dB]** | **Detector** | **Polarity** |
| 1 | 5416.58 | 39.64 | 4.24 | 32.90 | -30.93 | 45.85 | 54.00 | 8.15 | AV | Horizontal |
| 2 | 5460.06 | 38.48 | 4.25 | 32.90 | -30.92 | 44.71 | 54.00 | 9.29 | AV | Horizontal |

Note:
1. Level = Reading + Cable loss + Antenna Factor + AMP
2. If Peak Result complies with AV limit, AV Result is deemed to comply with AV limit.
3. Test setup: RBW: 1 MHz, VBW: 3 MHz, Sweep time: auto.

# TR-4-E-009 Radiated Emission Test Result

| | | | |
|---|---|---|---|
| **Test Date**: | 2022-12-13 | **Tested By**: | Johnson Huang |
| **EUT**: | Wireless Bridge | **Model Number**: | RG-EST350 V2 |
| **Test Mode**: | TX Mode | **Power Supply**: | AC 120V/60Hz |
| **Condition**: | Temp:23.1°C;Humi:53.5%;Press:100.3kPa | **Test Site**: | DDT 3# Chamber |
| **File Path**: | d:\ts\2022 report data\Q22112912-2E RG-EST350 V2\FCC ABOVE 1G \46 | | |
| **Memo**: | 11AC80 5530 | | |

**Test Graph**

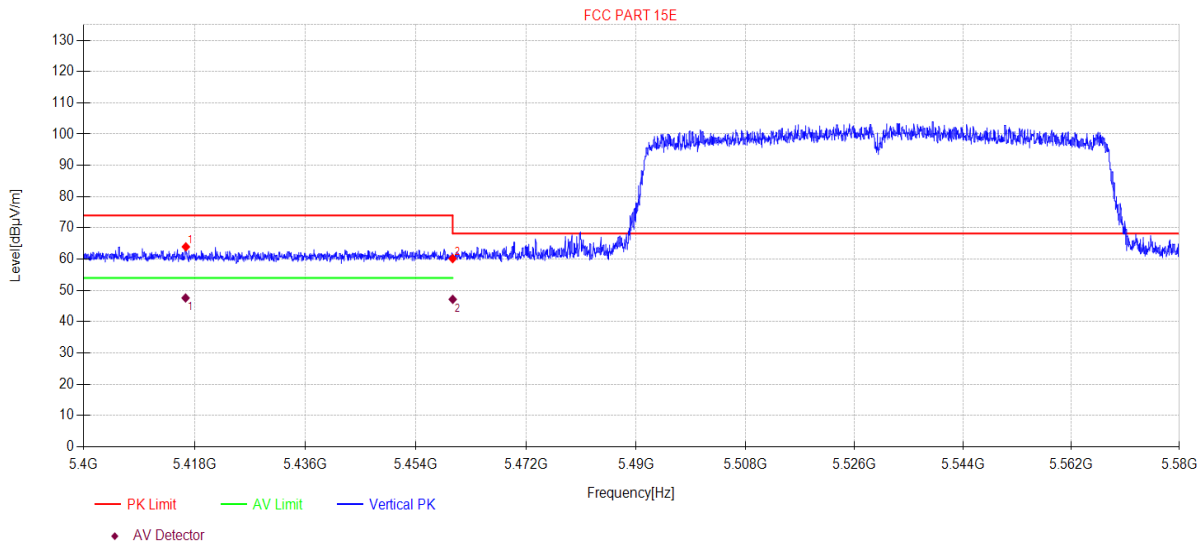


| Suspected Data List | | | | | | | | | | |
|---|---|---|---|---|---|---|---|---|---|---|
| **NO.** | **Freq. [MHz]** | **Reading [dBµV]** | **Cable loss [dB]** | **Antenna Factor [dB]** | **AMP [dB]** | **Level [dBµV/m]** | **Limit [dBµV/m]** | **Margin [dB]** | **Detector** | **Polarity** |
| 1 | 5416.59 | 57.74 | 4.24 | 32.90 | -30.93 | 63.95 | 74.00 | 10.05 | PK | Vertical |
| 2 | 5460.00 | 53.95 | 4.25 | 32.90 | -30.92 | 60.18 | 74.00 | 13.82 | PK | Vertical |

| Final Data List | | | | | | | | | | |
|---|---|---|---|---|---|---|---|---|---|---|
| **NO.** | **Freq. [MHz]** | **Reading [dBµV/m]** | **Cable loss [dB]** | **Antenna Factor [dB]** | **AMP [dB]** | **Level [dBµV/m]** | **Limit [dBµV/m]** | **Margin [dB]** | **Detector** | **Polarity** |
| 1 | 5416.54 | 41.39 | 4.24 | 32.90 | -30.93 | 47.60 | 54.00 | 6.40 | AV | Vertical |
| 2 | 5460.01 | 40.93 | 4.25 | 32.90 | -30.92 | 47.16 | 54.00 | 6.84 | AV | Vertical |

Note:
1. Level = Reading + Cable loss + Antenna Factor + AMP
2. If Peak Result complies with AV limit, AV Result is deemed to comply with AV limit.
3. Test setup: RBW: 1 MHz, VBW: 3 MHz, Sweep time: auto.

# TR-4-E-009 Radiated Emission Test Result

| | | | |
|---|---|---|---|
| **Test Date**: | 2022-12-13 | **Tested By**: | Johnson Huang |
| **EUT**: | Wireless Bridge | **Model Number**: | RG-EST350 V2 |
| **Test Mode**: | TX Mode | **Power Supply**: | AC 120V/60Hz |
| **Condition**: | Temp:23.1°C; Humi:53.5%; Press:100.3kPa | **Test Site**: | DDT 3# Chamber |
| **File Path**: | d:\ts\2022 report data\Q22112912-2E RG-EST350 V2\FCC ABOVE 1G \47 | | |
| **Memo**: | 11AC80 5610 | | |

**Test Graph**

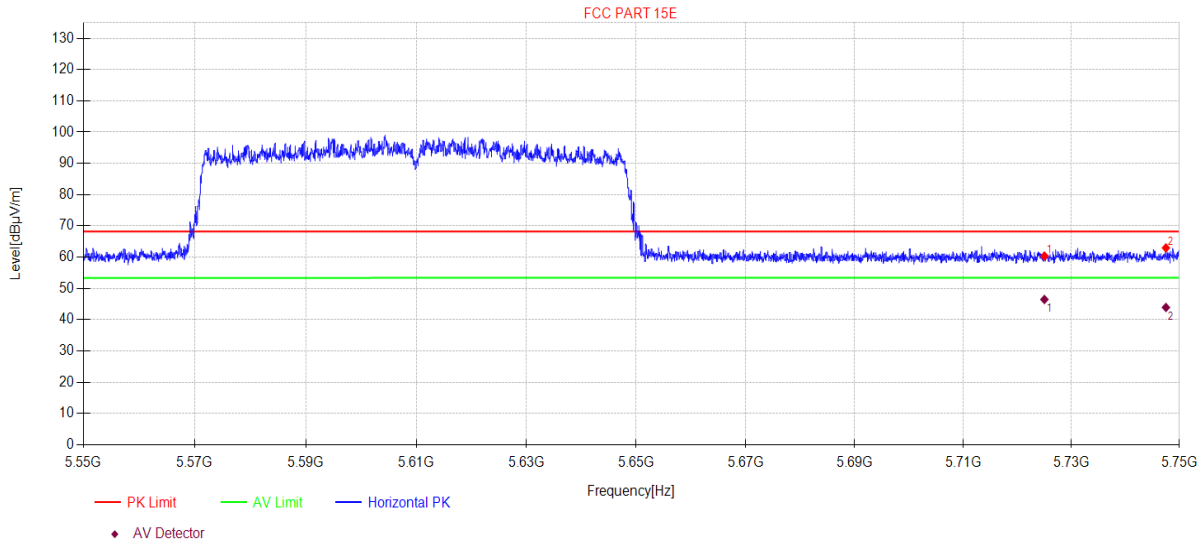


| Suspected Data List | | | | | | | | | | |
|---|---|---|---|---|---|---|---|---|---|---|
| **NO.** | **Freq. [MHz]** | **Reading [dBµV]** | **Cable loss [dB]** | **Antenna Factor [dB]** | **AMP [dB]** | **Level [dBµV/m]** | **Limit [dBµV/m]** | **Margin [dB]** | **Detector** | **Polarity** |
| 1 | 5725.00 | 53.36 | 4.36 | 33.45 | -30.81 | 60.36 | 68.20 | 7.84 | PK | Horizontal |
| 2 | 5747.51 | 55.92 | 4.36 | 33.50 | -30.80 | 62.98 | 68.20 | 5.22 | PK | Horizontal |

| Final Data List | | | | | | | | | | |
|---|---|---|---|---|---|---|---|---|---|---|
| **NO.** | **Freq. [MHz]** | **Reading [dBµV/m]** | **Cable loss [dB]** | **Antenna Factor [dB]** | **AMP [dB]** | **Level [dBµV/m]** | **Limit [dBµV/m]** | **Margin [dB]** | **Detector** | **Polarity** |
| 1 | 5725.00 | 39.48 | 4.36 | 33.45 | -30.81 | 46.48 | 54.00 | 7.52 | AV | Horizontal |
| 2 | 5747.51 | 36.87 | 4.36 | 33.50 | -30.80 | 43.93 | 54.00 | 10.07 | AV | Horizontal |

Note:
1. Level = Reading + Cable loss + Antenna Factor + AMP
2. If Peak Result complies with AV limit, AV Result is deemed to comply with AV limit.
3. Test setup: RBW: 1 MHz, VBW: 3 MHz, Sweep time: auto.

# TR-4-E-009 Radiated Emission Test Result

| | | | |
|---|---|---|---|
| **Test Date**: | 2022-12-13 | **Tested By**: | Johnson Huang |
| **EUT**: | Wireless Bridge | **Model Number**: | RG-EST350 V2 |
| **Test Mode**: | TX Mode | **Power Supply**: | AC 120V/60Hz |
| **Condition**: | Temp:23.1°C; Humi:53.5%; Press:100.3kPa | **Test Site**: | DDT 3# Chamber |
| **File Path**: | d:\ts\2022 report data\Q22112912-2E RG-EST350 V2\FCC ABOVE 1G \48 | | |
| **Memo**: | 11AC80 5610 | | |

**Test Graph**

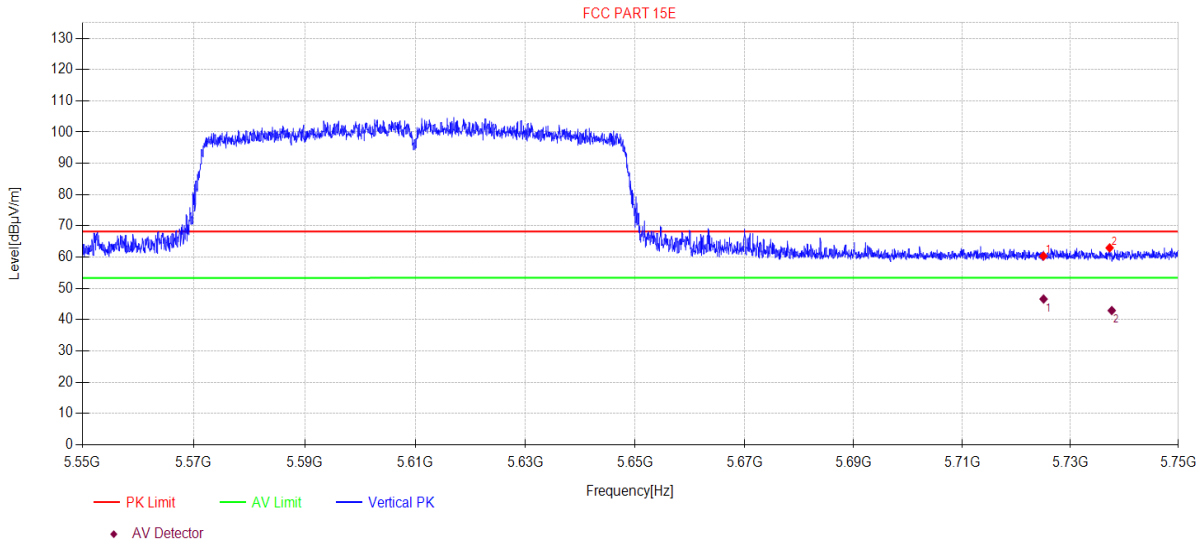


**Suspected Data List**

| NO. | Freq. [MHz] | Reading [dBµV] | Cable loss [dB] | Antenna Factor [dB] | AMP [dB] | Level [dBµV/m] | Limit [dBµV/m] | Margin [dB] | Detector | Polarity |
|---|---|---|---|---|---|---|---|---|---|---|
| 1 | 5725.00 | 53.36 | 4.36 | 33.45 | -30.81 | 60.36 | 68.20 | 7.84 | PK | Vertical |
| 2 | 5737.25 | 55.96 | 4.36 | 33.47 | -30.81 | 62.98 | 68.20 | 5.22 | PK | Vertical |

**Final Data List**

| NO. | Freq. [MHz] | Reading [dBµV/m] | Cable loss [dB] | Antenna Factor [dB] | AMP [dB] | Level [dBµV/m] | Limit [dBµV/m] | Margin [dB] | Detector | Polarity |
|---|---|---|---|---|---|---|---|---|---|---|
| 1 | 5725.03 | 39.62 | 4.36 | 33.45 | -30.81 | 46.62 | 54.00 | 7.38 | AV | Vertical |
| 2 | 5737.65 | 35.92 | 4.36 | 33.47 | -30.81 | 42.94 | 54.00 | 11.06 | AV | Vertical |

Note:
1. Level = Reading + Cable loss + Antenna Factor + AMP
2. If Peak Result complies with AV limit, AV Result is deemed to comply with AV limit.
3. Test setup: RBW: 1 MHz, VBW: 3 MHz, Sweep time: auto.

# TR-4-E-009 Radiated Emission Test Result

| | | | |
|---|---|---|---|
| **Test Date**: | 2022-12-13 | **Tested By**: | Johnson Huang |
| **EUT**: | Wireless Bridge | **Model Number**: | RG-EST350 V2 |
| **Test Mode**: | TX Mode | **Power Supply**: | AC 120V/60Hz |
| **Condition**: | Temp:23.1°C;Humi:53.5%;Press:100.3kPa | **Test Site**: | DDT 3# Chamber |
| **File Path**: | d:\ts\2022 report data\Q22112912-2E RG-EST350 V2\FCC ABOVE 1G BAND4\1 | | |
| **Memo**: | 11A 5745 | | |

**Test Graph**

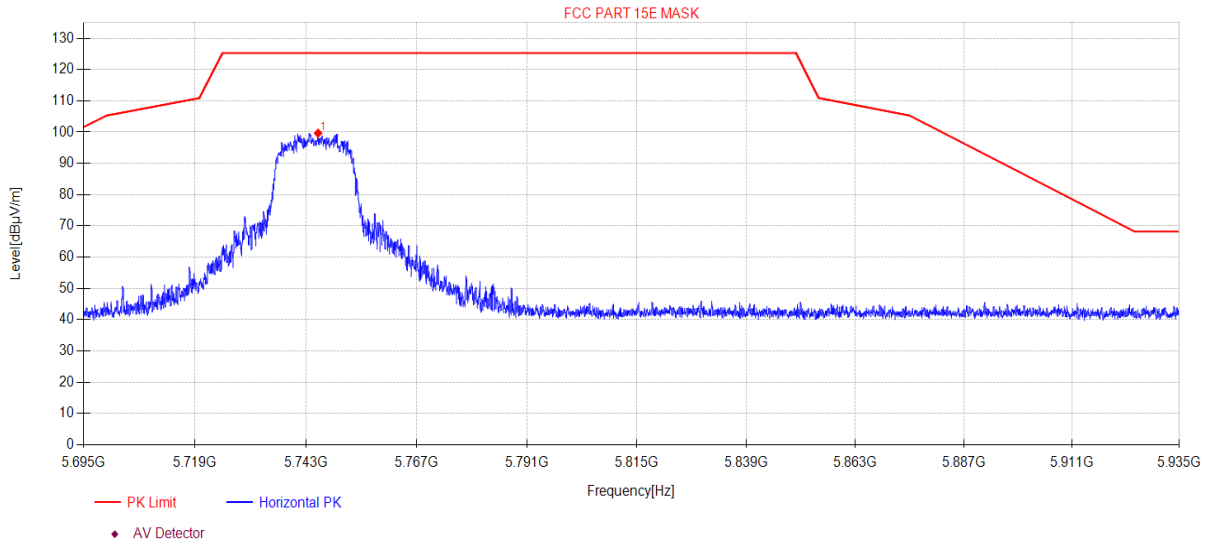


| Suspected Data List | | | | | | | | | | |
|---|---|---|---|---|---|---|---|---|---|---|
| **NO.** | **Freq. [MHz]** | **Reading [dBµV]** | **Cable loss [dB]** | **Antenna Factor [dB]** | **AMP [dB]** | **Level [dBµV/m]** | **Limit [dBµV/m]** | **Margin [dB]** | **Detector** | **Polarity** |
| 1 | 5745.57 | 102.61 | 4.36 | 33.49 | -40.80 | 99.66 | 125.30 | 25.64 | PK | Horizontal |

Note:
1. Level = Reading + Cable loss + Antenna Factor + AMP
2. If Peak Result complies with AV limit, AV Result is deemed to comply with AV limit.
3. Test setup: RBW: 1 MHz, VBW: 3 MHz, Sweep time: auto.

# TR-4-E-009 Radiated Emission Test Result

| | | | |
|---|---|---|---|
| **Test Date**: | 2022-12-13 | **Tested By**: | Johnson Huang |
| **EUT**: | Wireless Bridge | **Model Number**: | RG-EST350 V2 |
| **Test Mode**: | TX Mode | **Power Supply**: | AC 120V/60Hz |
| **Condition**: | Temp:23.1°C;Humi:53.5%;Press:100.3kPa | **Test Site**: | DDT 3# Chamber |
| **File Path**: | d:\ts\2022 report data\Q22112912-2E RG-EST350 V2\FCC ABOVE 1G BAND4\2 | | |
| **Memo**: | 11A 5745 | | |

**Test Graph**

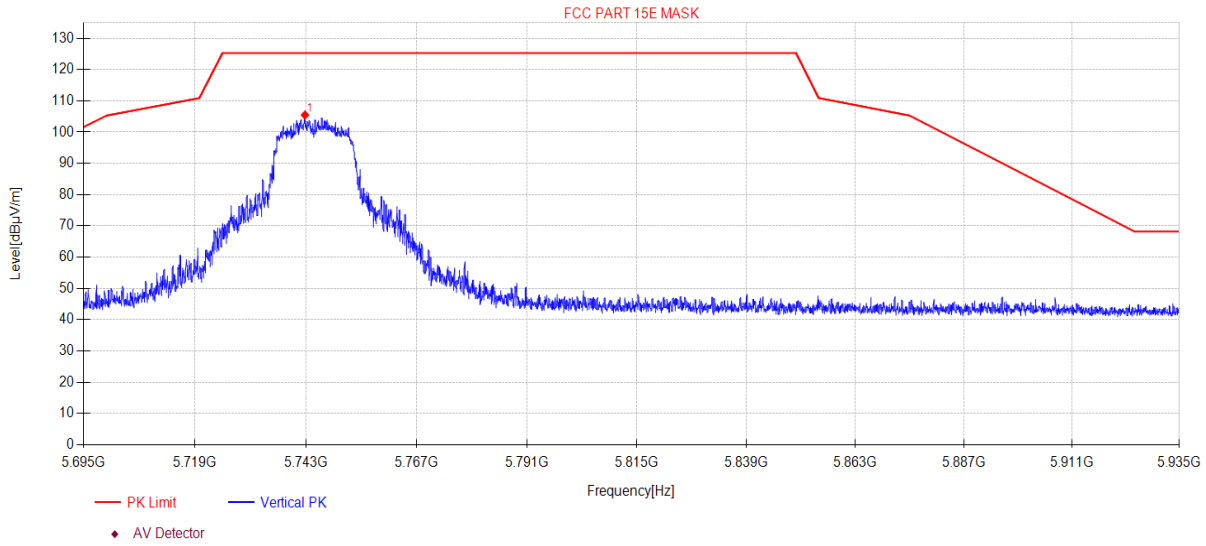


| Suspected Data List | | | | | | | | | | |
|---|---|---|---|---|---|---|---|---|---|---|
| **NO.** | **Freq. [MHz]** | **Reading [dBµV]** | **Cable loss [dB]** | **Antenna Factor [dB]** | **AMP [dB]** | **Level [dBµV/m]** | **Limit [dBµV/m]** | **Margin [dB]** | **Detector** | **Polarity** |
| 1 | 5742.73 | 108.43 | 4.36 | 33.49 | -40.80 | 105.48 | 125.30 | 19.82 | PK | Vertical |

Note:
1. Level = Reading + Cable loss + Antenna Factor + AMP
2. If Peak Result complies with AV limit, AV Result is deemed to comply with AV limit.
3. Test setup: RBW: 1 MHz, VBW: 3 MHz, Sweep time: auto.

# TR-4-E-009 Radiated Emission Test Result

| | | | |
|---|---|---|---|
| **Test Date**: | 2022-12-13 | **Tested By**: | Johnson Huang |
| **EUT**: | Wireless Bridge | **Model Number**: | RG-EST350 V2 |
| **Test Mode**: | TX Mode | **Power Supply**: | AC 120V/60Hz |
| **Condition**: | Temp:23.1°C;Humi:53.5%;Press:100.3kPa | **Test Site**: | DDT 3# Chamber |
| **File Path**: | d:\ts\2022 report data\Q22112912-2E RG-EST350 V2\FCC ABOVE 1G BAND4\3 | | |
| **Memo**: | 11A 5785 | | |

**Test Graph**

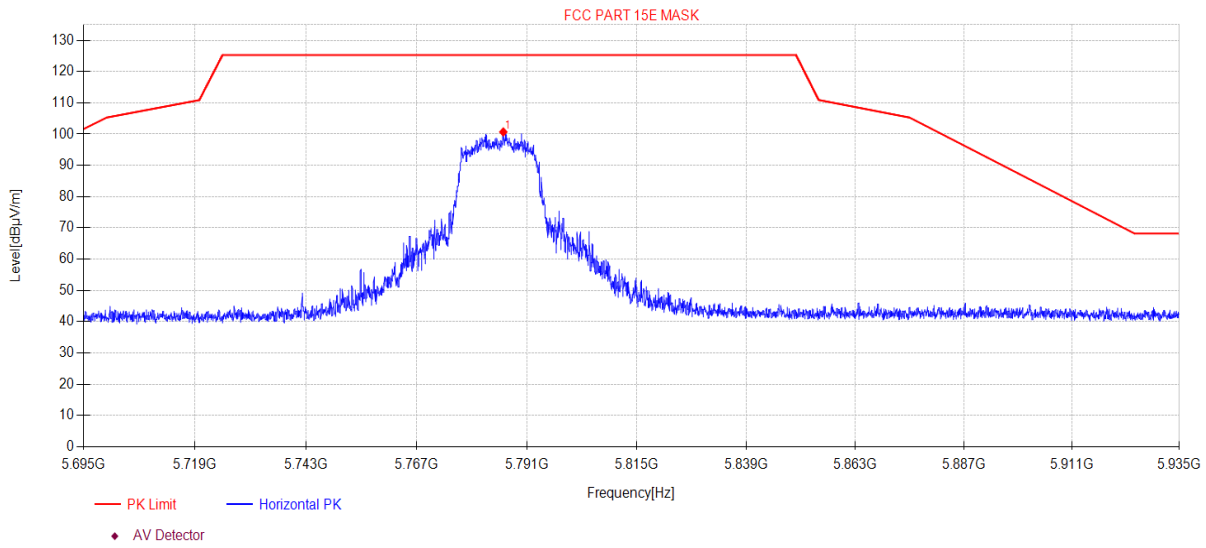


| Suspected Data List | | | | | | | | | | |
|---|---|---|---|---|---|---|---|---|---|---|
| **NO.** | **Freq. [MHz]** | **Reading [dBµV]** | **Cable loss [dB]** | **Antenna Factor [dB]** | **AMP [dB]** | **Level [dBµV/m]** | **Limit [dBµV/m]** | **Margin [dB]** | **Detector** | **Polarity** |
| 1 | 5785.80 | 103.46 | 4.38 | 33.64 | -40.79 | 100.69 | 125.30 | 24.61 | PK | Horizontal |

Note:
1. Level = Reading + Cable loss + Antenna Factor + AMP
2. If Peak Result complies with AV limit, AV Result is deemed to comply with AV limit.
3. Test setup: RBW: 1 MHz, VBW: 3 MHz, Sweep time: auto.

# TR-4-E-009 Radiated Emission Test Result

| | | | |
|---|---|---|---|
| **Test Date**: | 2022-12-13 | **Tested By**: | Johnson Huang |
| **EUT**: | Wireless Bridge | **Model Number**: | RG-EST350 V2 |
| **Test Mode**: | TX Mode | **Power Supply**: | AC 120V/60Hz |
| **Condition**: | Temp:23.1°C;Humi:53.5%;Press:100.3kPa | **Test Site**: | DDT 3# Chamber |
| **File Path**: | d:\ts\2022 report data\Q22112912-2E RG-EST350 V2\FCC ABOVE 1G BAND4\4 | | |
| **Memo**: | 11A 5785 | | |

**Test Graph**

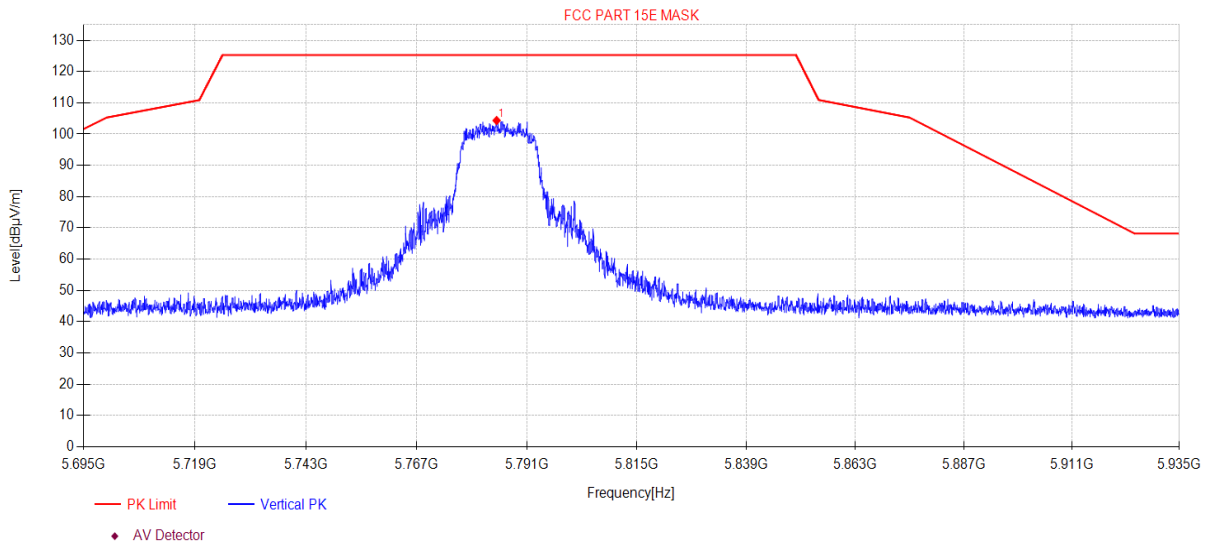


| Suspected Data List | | | | | | | | | | |
|---|---|---|---|---|---|---|---|---|---|---|
| **NO.** | **Freq. [MHz]** | **Reading [dBµV]** | **Cable loss [dB]** | **Antenna Factor [dB]** | **AMP [dB]** | **Level [dBµV/m]** | **Limit [dBµV/m]** | **Margin [dB]** | **Detector** | **Polarity** |
| 1 | 5784.34 | 107.13 | 4.38 | 33.64 | -40.79 | 104.36 | 125.30 | 20.94 | PK | Vertical |

Note:
1. Level = Reading + Cable loss + Antenna Factor + AMP
2. If Peak Result complies with AV limit, AV Result is deemed to comply with AV limit.
3. Test setup: RBW: 1 MHz, VBW: 3 MHz, Sweep time: auto.

# TR-4-E-009 Radiated Emission Test Result

| | | | |
|---|---|---|---|
| **Test Date**: | 2022-12-13 | **Tested By**: | Johnson Huang |
| **EUT**: | Wireless Bridge | **Model Number**: | RG-EST350 V2 |
| **Test Mode**: | TX Mode | **Power Supply**: | AC 120V/60Hz |
| **Condition**: | Temp:23.1°C;Humi:53.5%;Press:100.3kPa | **Test Site**: | DDT 3# Chamber |
| **File Path**: | d:\ts\2022 report data\Q22112912-2E RG-EST350 V2\FCC ABOVE 1G BAND4\5 | | |
| **Memo**: | 11A 5825 | | |

**Test Graph**

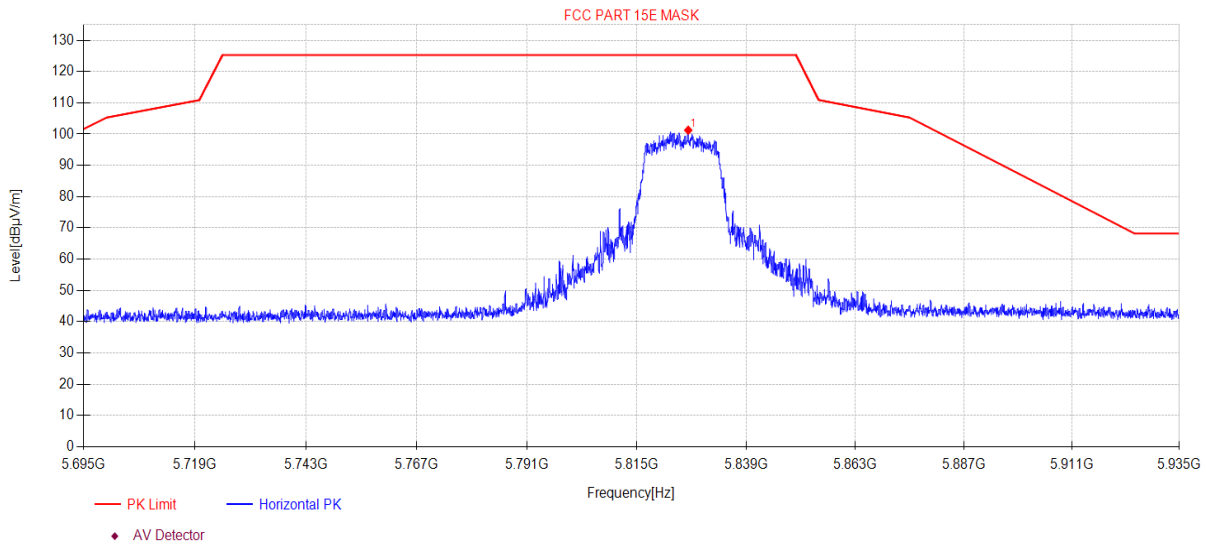


| Suspected Data List | | | | | | | | | | |
|---|---|---|---|---|---|---|---|---|---|---|
| **NO.** | **Freq. [MHz]** | **Reading [dBµV]** | **Cable loss [dB]** | **Antenna Factor [dB]** | **AMP [dB]** | **Level [dBµV/m]** | **Limit [dBµV/m]** | **Margin [dB]** | **Detector** | **Polarity** |
| 1 | 5826.24 | 103.88 | 4.39 | 33.75 | -40.77 | 101.25 | 125.30 | 24.05 | PK | Horizontal |

Note:
1. Level = Reading + Cable loss + Antenna Factor + AMP
2. If Peak Result complies with AV limit, AV Result is deemed to comply with AV limit.
3. Test setup: RBW: 1 MHz, VBW: 3 MHz, Sweep time: auto.

# TR-4-E-009 Radiated Emission Test Result

| | | | |
|---|---|---|---|
| **Test Date**: | 2022-12-13 | **Tested By**: | Johnson Huang |
| **EUT**: | Wireless Bridge | **Model Number**: | RG-EST350 V2 |
| **Test Mode**: | TX Mode | **Power Supply**: | AC 120V/60Hz |
| **Condition**: | Temp:23.1°C;Humi:53.5%;Press:100.3kPa | **Test Site**: | DDT 3# Chamber |
| **File Path**: | d:\ts\2022 report data\Q22112912-2E RG-EST350 V2\FCC ABOVE 1G BAND4\6 | | |
| **Memo**: | 11A 5825 | | |

**Test Graph**

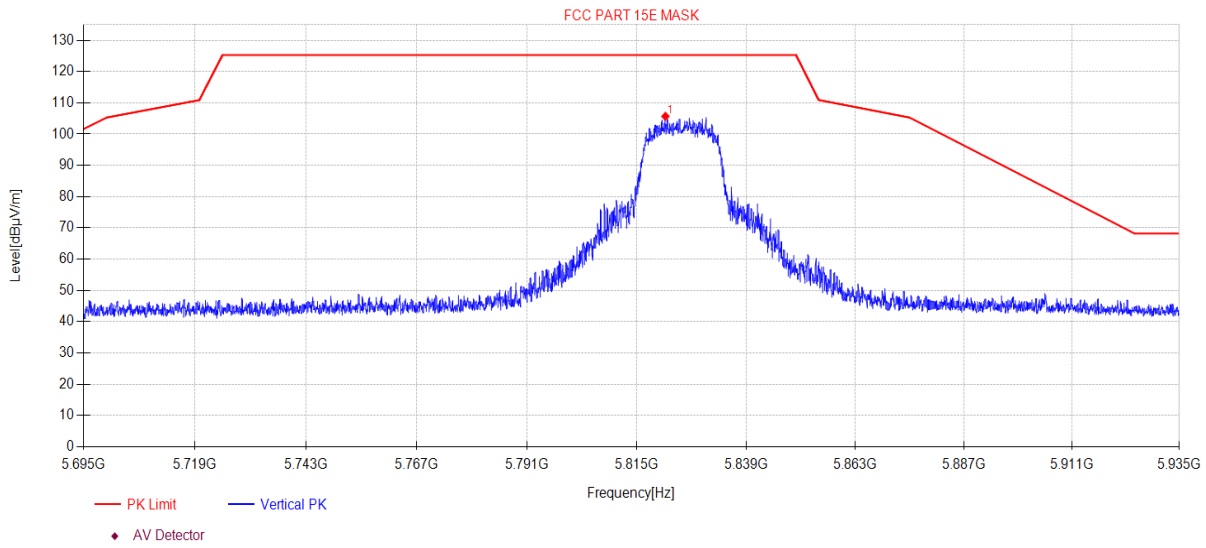


| Suspected Data List | | | | | | | | | | |
|---|---|---|---|---|---|---|---|---|---|---|
| **NO.** | **Freq. [MHz]** | **Reading [dBµV]** | **Cable loss [dB]** | **Antenna Factor [dB]** | **AMP [dB]** | **Level [dBµV/m]** | **Limit [dBµV/m]** | **Margin [dB]** | **Detector** | **Polarity** |
| 1 | 5821.23 | 108.33 | 4.39 | 33.74 | -40.77 | 105.69 | 125.30 | 19.61 | PK | Vertical |

Note:
1. Level = Reading + Cable loss + Antenna Factor + AMP
2. If Peak Result complies with AV limit, AV Result is deemed to comply with AV limit.
3. Test setup: RBW: 1 MHz, VBW: 3 MHz, Sweep time: auto.

# TR-4-E-009 Radiated Emission Test Result

| | | | |
|---|---|---|---|
| **Test Date**: | 2022-12-14 | **Tested By**: | Johnson Huang |
| **EUT**: | Wireless Bridge | **Model Number**: | RG-EST350 V2 |
| **Test Mode**: | TX Mode | **Power Supply**: | AC 120V/60Hz |
| **Condition**: | Temp:23.1°C;Humi:53.5%;Press:100.3kPa | **Test Site**: | DDT 3# Chamber |
| **File Path**: | d:\ts\2022 report data\Q22112912-2E RG-EST350 V2\FCC ABOVE 1G BAND4\7 | | |
| **Memo**: | 11N20 5745 | | |

**Test Graph**

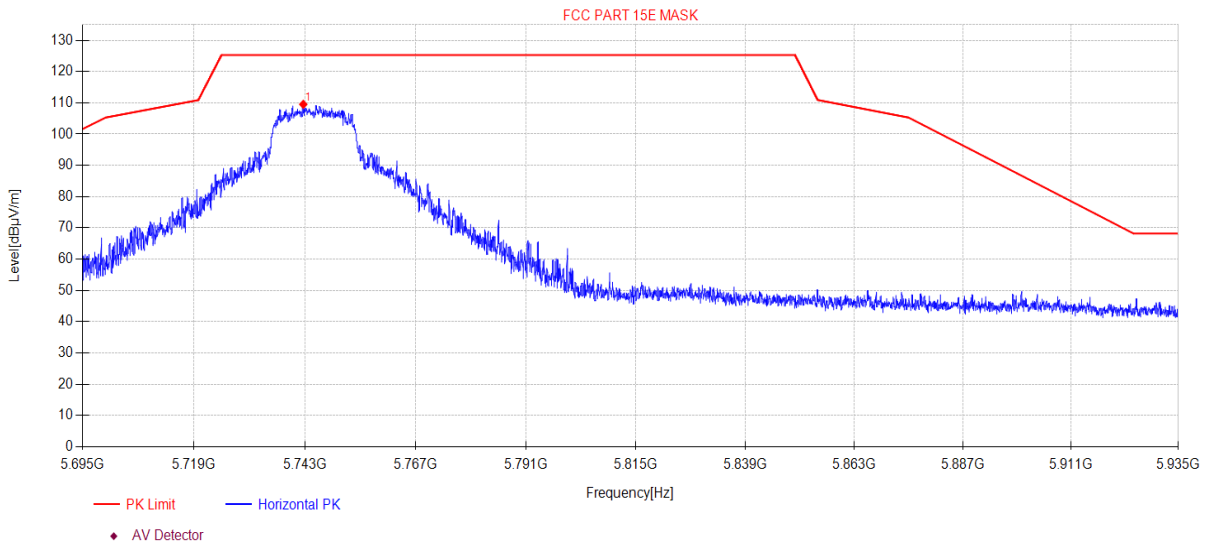


| Suspected Data List | | | | | | | | | | |
|---|---|---|---|---|---|---|---|---|---|---|
| **NO.** | **Freq. [MHz]** | **Reading [dBµV]** | **Cable loss [dB]** | **Antenna Factor [dB]** | **AMP [dB]** | **Level [dBµV/m]** | **Limit [dBµV/m]** | **Margin [dB]** | **Detector** | **Polarity** |
| 1 | 5742.58 | 112.47 | 4.36 | 33.49 | -40.80 | 109.52 | 125.30 | 15.78 | PK | Horizontal |

Note:
1. Level = Reading + Cable loss + Antenna Factor + AMP
2. If Peak Result complies with AV limit, AV Result is deemed to comply with AV limit.
3. Test setup: RBW: 1 MHz, VBW: 3 MHz, Sweep time: auto.

# TR-4-E-009 Radiated Emission Test Result

| | | | |
|---|---|---|---|
| **Test Date**: | 2022-12-14 | **Tested By**: | Johnson Huang |
| **EUT**: | Wireless Bridge | **Model Number**: | RG-EST350 V2 |
| **Test Mode**: | TX Mode | **Power Supply**: | AC 120V/60Hz |
| **Condition**: | Temp:23.1°C;Humi:53.5%;Press:100.3kPa | **Test Site**: | DDT 3# Chamber |
| **File Path**: | d:\ts\2022 report data\Q22112912-2E RG-EST350 V2\FCC ABOVE 1G BAND4\8 | | |
| **Memo**: | 11N20 5745 | | |

**Test Graph**

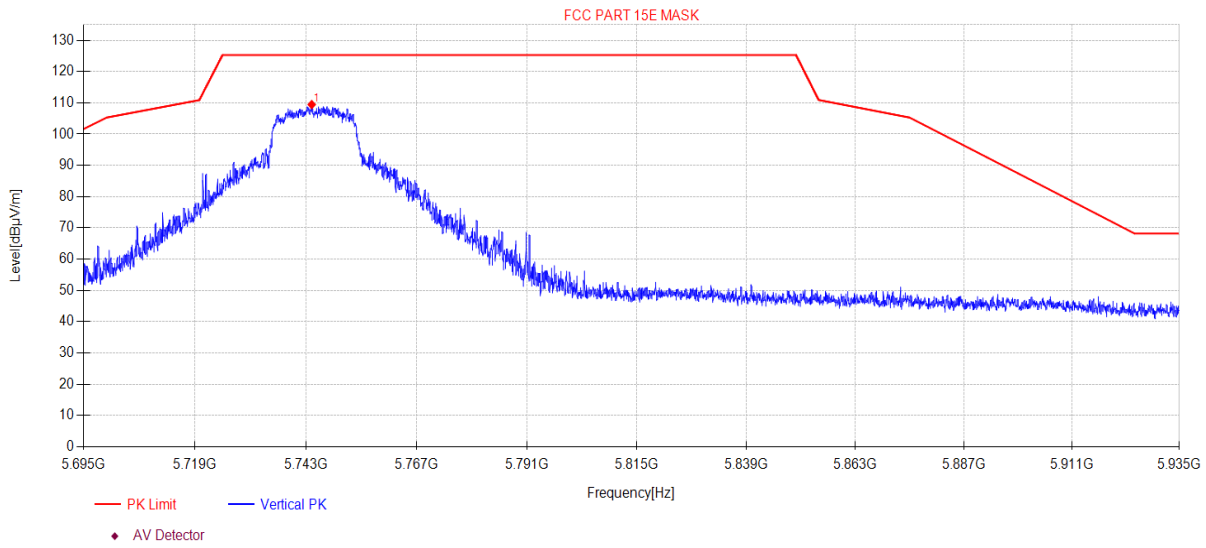


| Suspected Data List | | | | | | | | | | |
|---|---|---|---|---|---|---|---|---|---|---|
| **NO.** | **Freq. [MHz]** | **Reading [dBµV]** | **Cable loss [dB]** | **Antenna Factor [dB]** | **AMP [dB]** | **Level [dBµV/m]** | **Limit [dBµV/m]** | **Margin [dB]** | **Detector** | **Polarity** |
| 1 | 5744.20 | 112.40 | 4.36 | 33.49 | -40.80 | 109.45 | 125.30 | 15.85 | PK | Vertical |

Note:
1. Level = Reading + Cable loss + Antenna Factor + AMP
2. If Peak Result complies with AV limit, AV Result is deemed to comply with AV limit.
3. Test setup: RBW: 1 MHz, VBW: 3 MHz, Sweep time: auto.

# TR-4-E-009 Radiated Emission Test Result

| | | | |
|---|---|---|---|
| **Test Date**: | 2022-12-14 | **Tested By**: | Johnson Huang |
| **EUT**: | Wireless Bridge | **Model Number**: | RG-EST350 V2 |
| **Test Mode**: | TX Mode | **Power Supply**: | AC 120V/60Hz |
| **Condition**: | Temp:23.1°C;Humi:53.5%;Press:100.3kPa | **Test Site**: | DDT 3# Chamber |
| **File Path**: | d:\ts\2022 report data\Q22112912-2E RG-EST350 V2\FCC ABOVE 1G BAND4\9 | | |
| **Memo**: | 11N20 5785 | | |

**Test Graph**

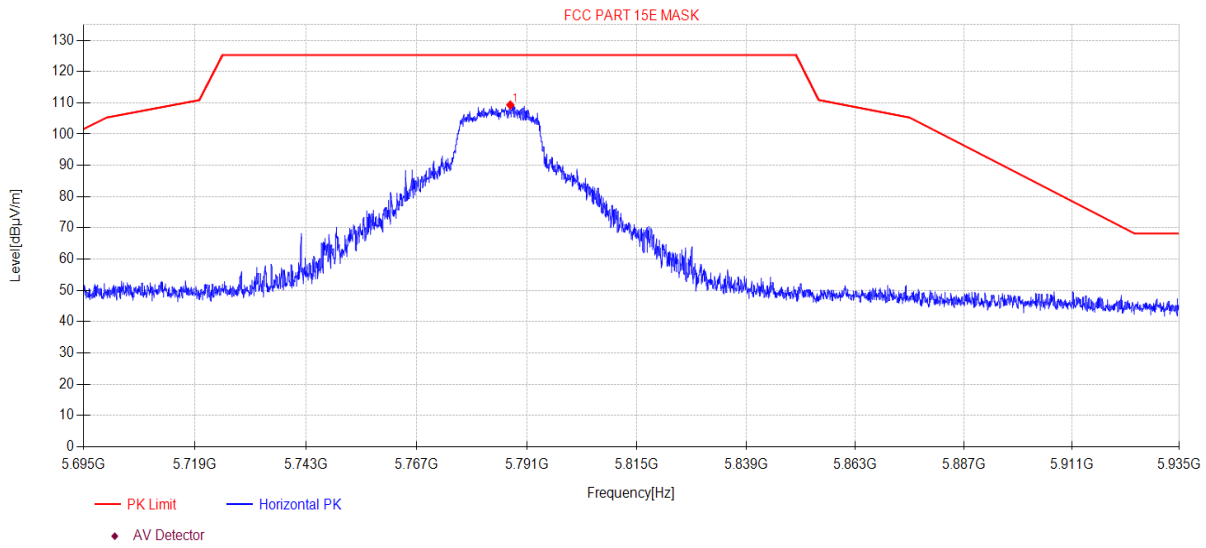


| Suspected Data List | | | | | | | | | | |
|---|---|---|---|---|---|---|---|---|---|---|
| **NO.** | **Freq. [MHz]** | **Reading [dBµV]** | **Cable loss [dB]** | **Antenna Factor [dB]** | **AMP [dB]** | **Level [dBµV/m]** | **Limit [dBµV/m]** | **Margin [dB]** | **Detector** | **Polarity** |
| 1 | 5787.33 | 112.08 | 4.38 | 33.65 | -40.79 | 109.32 | 125.30 | 15.98 | PK | Horizontal |

Note:
1. Level = Reading + Cable loss + Antenna Factor + AMP
2. If Peak Result complies with AV limit, AV Result is deemed to comply with AV limit.
3. Test setup: RBW: 1 MHz, VBW: 3 MHz, Sweep time: auto.

# TR-4-E-009 Radiated Emission Test Result

| | | | |
|---|---|---|---|
| **Test Date**: | 2022-12-14 | **Tested By**: | Johnson Huang |
| **EUT**: | Wireless Bridge | **Model Number**: | RG-EST350 V2 |
| **Test Mode**: | TX Mode | **Power Supply**: | AC 120V/60Hz |
| **Condition**: | Temp:23.1°C;Humi:53.5%;Press:100.3kPa | **Test Site**: | DDT 3# Chamber |
| **File Path**: | d:\ts\2022 report data\Q22112912-2E RG-EST350 V2\FCC ABOVE 1G BAND4\10 | | |
| **Memo**: | 11N20 5785 | | |

**Test Graph**

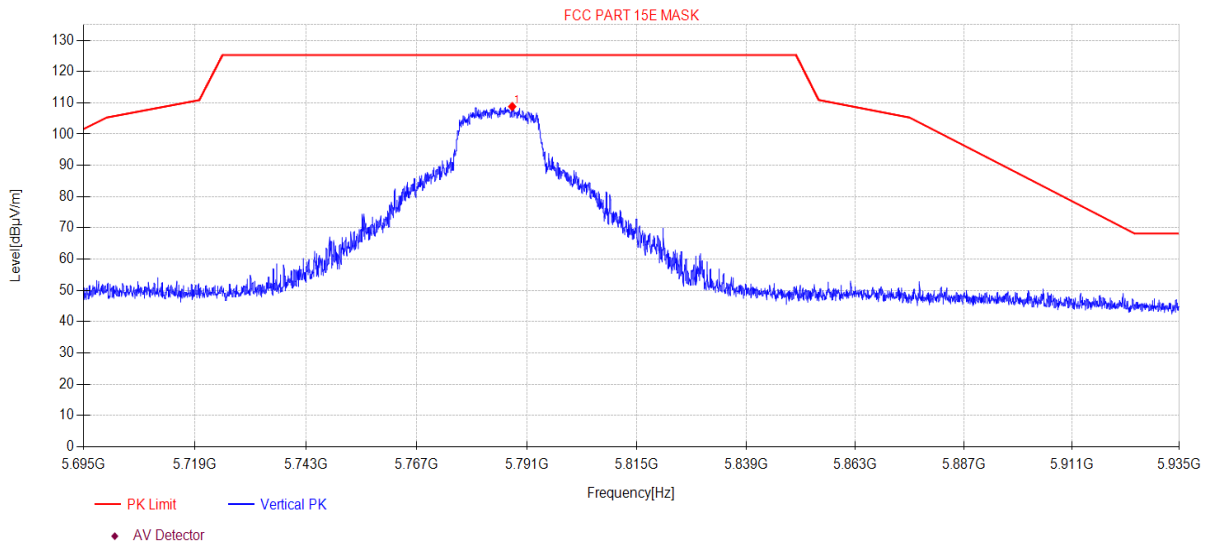


| Suspected Data List | | | | | | | | | | |
|---|---|---|---|---|---|---|---|---|---|---|
| **NO.** | **Freq. [MHz]** | **Reading [dBµV]** | **Cable loss [dB]** | **Antenna Factor [dB]** | **AMP [dB]** | **Level [dBµV/m]** | **Limit [dBµV/m]** | **Margin [dB]** | **Detector** | **Polarity** |
| 1 | 5787.74 | 111.55 | 4.38 | 33.65 | -40.78 | 108.80 | 125.30 | 16.50 | PK | Vertical |

Note:
1. Level = Reading + Cable loss + Antenna Factor + AMP
2. If Peak Result complies with AV limit, AV Result is deemed to comply with AV limit.
3. Test setup: RBW: 1 MHz, VBW: 3 MHz, Sweep time: auto.

# TR-4-E-009 Radiated Emission Test Result

| | | | |
|---|---|---|---|
| **Test Date**: | 2022-12-14 | **Tested By**: | Johnson Huang |
| **EUT**: | Wireless Bridge | **Model Number**: | RG-EST350 V2 |
| **Test Mode**: | TX Mode | **Power Supply**: | AC 120V/60Hz |
| **Condition**: | Temp:23.1°C;Humi:53.5%;Press:100.3kPa | **Test Site**: | DDT 3# Chamber |
| **File Path**: | d:\ts\2022 report data\Q22112912-2E RG-EST350 V2\FCC ABOVE 1G BAND4\11 | | |
| **Memo**: | 11N20 5825 | | |

**Test Graph**

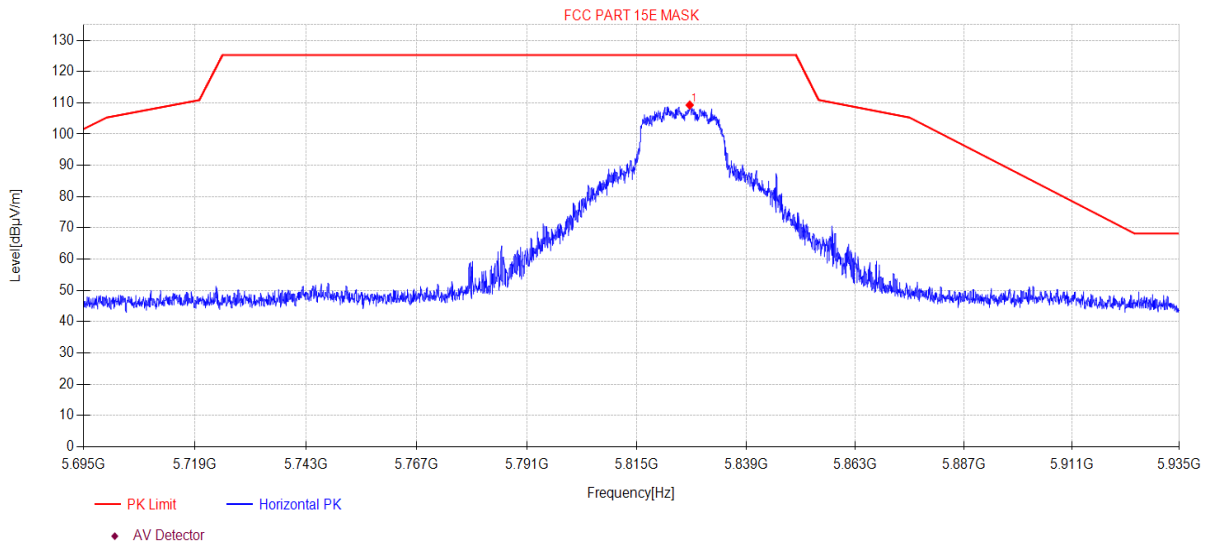


| Suspected Data List | | | | | | | | | | |
|---|---|---|---|---|---|---|---|---|---|---|
| **NO.** | **Freq. [MHz]** | **Reading [dBµV]** | **Cable loss [dB]** | **Antenna Factor [dB]** | **AMP [dB]** | **Level [dBµV/m]** | **Limit [dBµV/m]** | **Margin [dB]** | **Detector** | **Polarity** |
| 1 | 5826.56 | 111.92 | 4.39 | 33.75 | -40.77 | 109.29 | 125.30 | 16.01 | PK | Horizontal |

Note:
1. Level = Reading + Cable loss + Antenna Factor + AMP
2. If Peak Result complies with AV limit, AV Result is deemed to comply with AV limit.
3. Test setup: RBW: 1 MHz, VBW: 3 MHz, Sweep time: auto.

# TR-4-E-009 Radiated Emission Test Result

| | | | |
|---|---|---|---|
| **Test Date**: | 2022-12-14 | **Tested By**: | Johnson Huang |
| **EUT**: | Wireless Bridge | **Model Number**: | RG-EST350 V2 |
| **Test Mode**: | TX Mode | **Power Supply**: | AC 120V/60Hz |
| **Condition**: | Temp:23.1°C;Humi:53.5%;Press:100.3kPa | **Test Site**: | DDT 3# Chamber |
| **File Path**: | d:\ts\2022 report data\Q22112912-2E RG-EST350 V2\FCC ABOVE 1G BAND4\12 | | |
| **Memo**: | 11N20 5825 | | |

**Test Graph**

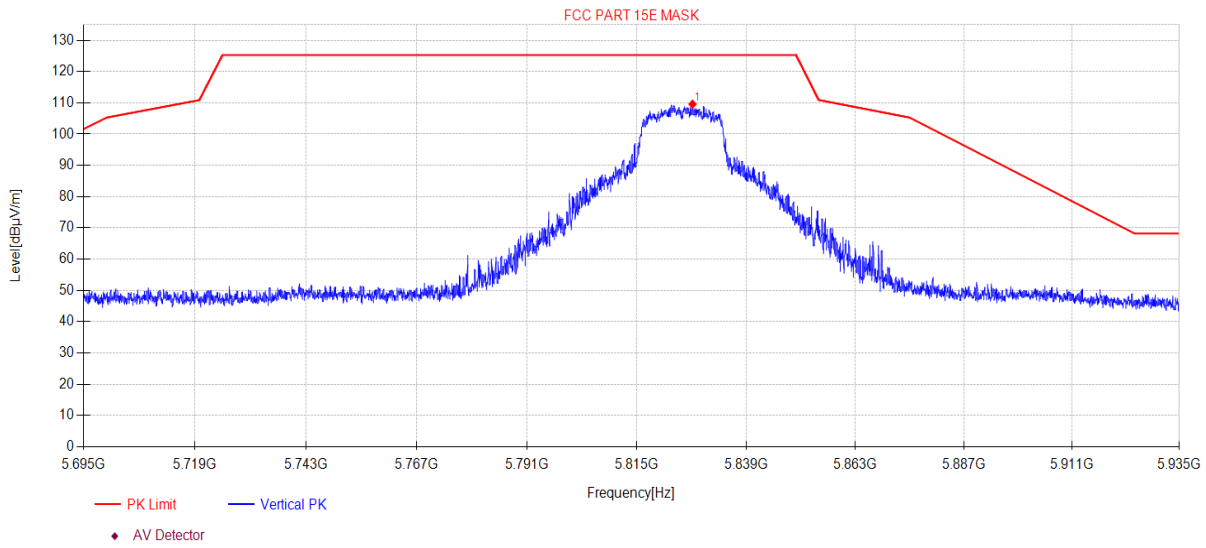


| Suspected Data List | | | | | | | | | | |
|---|---|---|---|---|---|---|---|---|---|---|
| **NO.** | **Freq. [MHz]** | **Reading [dBµV]** | **Cable loss [dB]** | **Antenna Factor [dB]** | **AMP [dB]** | **Level [dBµV/m]** | **Limit [dBµV/m]** | **Margin [dB]** | **Detector** | **Polarity** |
| 1 | 5827.17 | 112.21 | 4.39 | 33.75 | -40.77 | 109.58 | 125.30 | 15.72 | PK | Vertical |

Note:
1. Level = Reading + Cable loss + Antenna Factor + AMP
2. If Peak Result complies with AV limit, AV Result is deemed to comply with AV limit.
3. Test setup: RBW: 1 MHz, VBW: 3 MHz, Sweep time: auto.

# TR-4-E-009 Radiated Emission Test Result

| | | | |
|---|---|---|---|
| **Test Date**: | 2022-12-14 | **Tested By**: | Johnson Huang |
| **EUT**: | Wireless Bridge | **Model Number**: | RG-EST350 V2 |
| **Test Mode**: | TX Mode | **Power Supply**: | AC 120V/60Hz |
| **Condition**: | Temp:23.1°C;Humi:53.5%;Press:100.3kPa | **Test Site**: | DDT 3# Chamber |
| **File Path**: | d:\ts\2022 report data\Q22112912-2E RG-EST350 V2\FCC ABOVE 1G BAND4\13 | | |
| **Memo**: | 11N40 5755 | | |

**Test Graph**

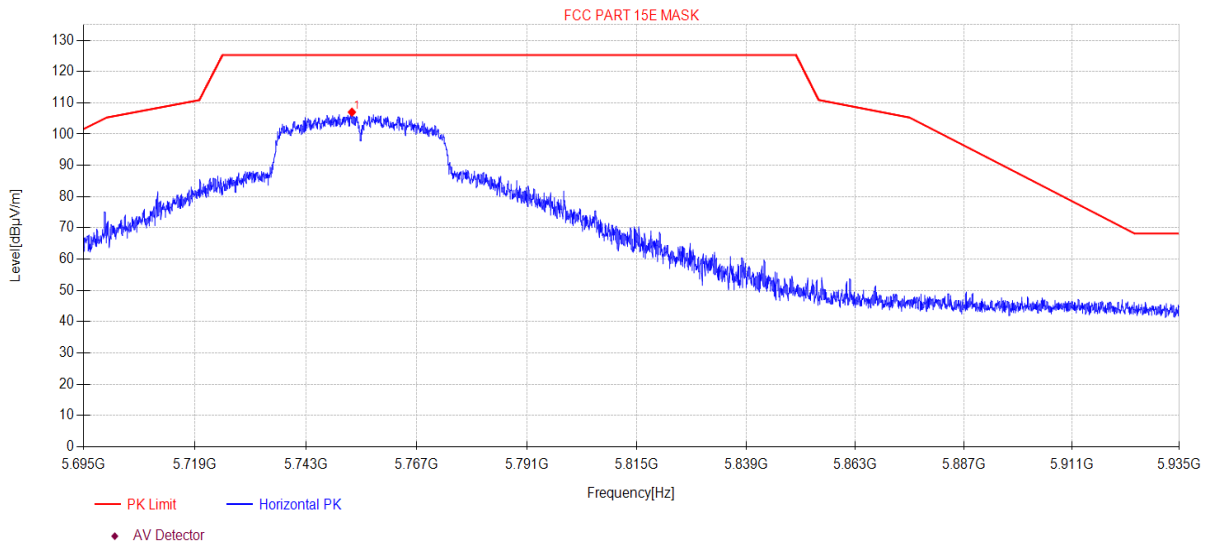


| Suspected Data List | | | | | | | | | | |
|---|---|---|---|---|---|---|---|---|---|---|
| **NO.** | **Freq. [MHz]** | **Reading [dBµV]** | **Cable loss [dB]** | **Antenna Factor [dB]** | **AMP [dB]** | **Level [dBµV/m]** | **Limit [dBµV/m]** | **Margin [dB]** | **Detector** | **Polarity** |
| 1 | 5752.90 | 109.94 | 4.37 | 33.51 | -40.80 | 107.02 | 125.30 | 18.28 | PK | Horizontal |

Note:
1. Level = Reading + Cable loss + Antenna Factor + AMP
2. If Peak Result complies with AV limit, AV Result is deemed to comply with AV limit.
3. Test setup: RBW: 1 MHz, VBW: 3 MHz, Sweep time: auto.

# TR-4-E-009 Radiated Emission Test Result

| | | | |
|---|---|---|---|
| **Test Date**: | 2022-12-14 | **Tested By**: | Johnson Huang |
| **EUT**: | Wireless Bridge | **Model Number**: | RG-EST350 V2 |
| **Test Mode**: | TX Mode | **Power Supply**: | AC 120V/60Hz |
| **Condition**: | Temp:23.1°C;Humi:53.5%;Press:100.3kPa | **Test Site**: | DDT 3# Chamber |
| **File Path**: | d:\ts\2022 report data\Q22112912-2E RG-EST350 V2\FCC ABOVE 1G BAND4\14 | | |
| **Memo**: | 11N40 5755 | | |

**Test Graph**

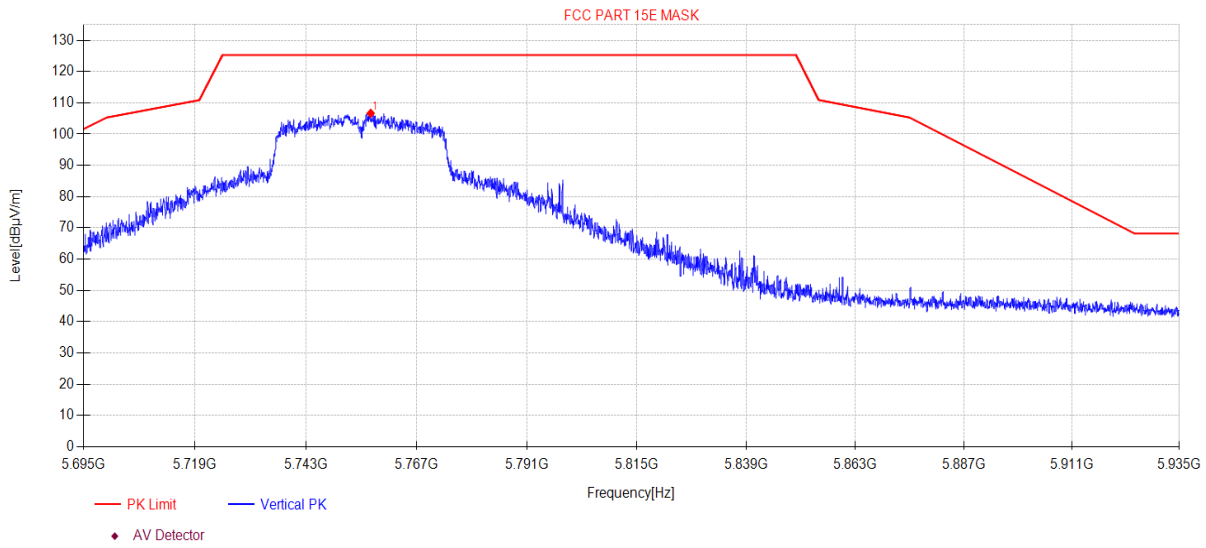


| Suspected Data List | | | | | | | | | | |
|---|---|---|---|---|---|---|---|---|---|---|
| **NO.** | **Freq. [MHz]** | **Reading [dBµV]** | **Cable loss [dB]** | **Antenna Factor [dB]** | **AMP [dB]** | **Level [dBµV/m]** | **Limit [dBµV/m]** | **Margin [dB]** | **Detector** | **Polarity** |
| 1 | 5756.97 | 109.57 | 4.37 | 33.53 | -40.80 | 106.67 | 125.30 | 18.63 | PK | Vertical |

Note:
1. Level = Reading + Cable loss + Antenna Factor + AMP
2. If Peak Result complies with AV limit, AV Result is deemed to comply with AV limit.
3. Test setup: RBW: 1 MHz, VBW: 3 MHz, Sweep time: auto.

# TR-4-E-009 Radiated Emission Test Result

| | | | |
|---|---|---|---|
| **Test Date**: | 2022-12-14 | **Tested By**: | Johnson Huang |
| **EUT**: | Wireless Bridge | **Model Number**: | RG-EST350 V2 |
| **Test Mode**: | TX Mode | **Power Supply**: | AC 120V/60Hz |
| **Condition**: | Temp:23.1°C;Humi:53.5%;Press:100.3kPa | **Test Site**: | DDT 3# Chamber |
| **File Path**: | d:\ts\2022 report data\Q22112912-2E RG-EST350 V2\FCC ABOVE 1G BAND4\15 | | |
| **Memo**: | 11N40 5795 | | |

**Test Graph**

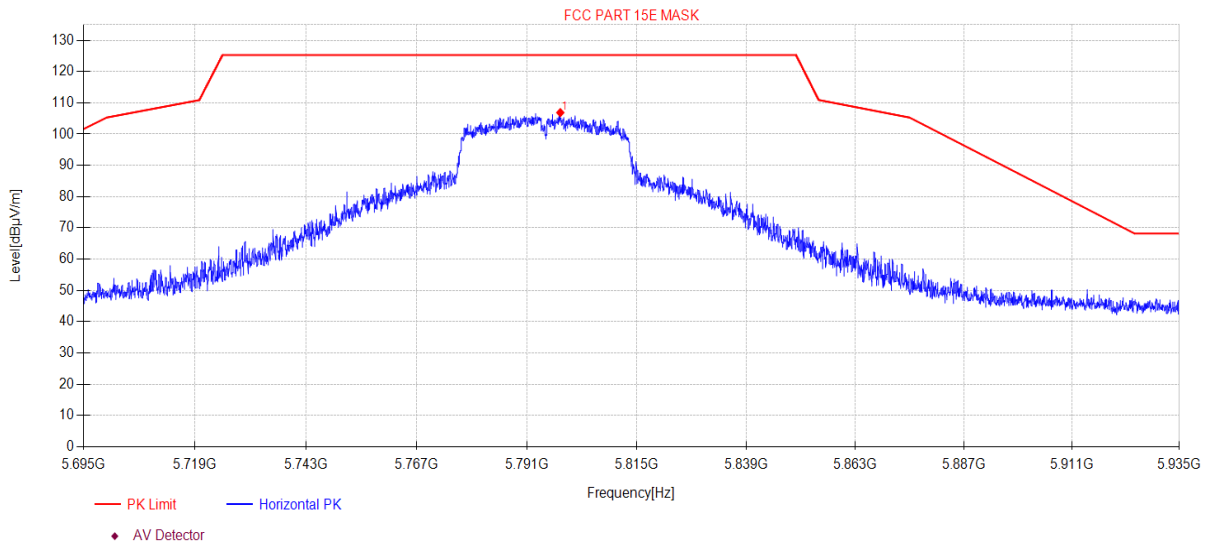


| Suspected Data List | | | | | | | | | | |
|---|---|---|---|---|---|---|---|---|---|---|
| **NO.** | **Freq. [MHz]** | **Reading [dBµV]** | **Cable loss [dB]** | **Antenna Factor [dB]** | **AMP [dB]** | **Level [dBµV/m]** | **Limit [dBµV/m]** | **Margin [dB]** | **Detector** | **Polarity** |
| 1 | 5798.23 | 109.58 | 4.38 | 33.69 | -40.78 | 106.87 | 125.30 | 18.43 | PK | Horizontal |

Note:
1. Level = Reading + Cable loss + Antenna Factor + AMP
2. If Peak Result complies with AV limit, AV Result is deemed to comply with AV limit.
3. Test setup: RBW: 1 MHz, VBW: 3 MHz, Sweep time: auto.

# TR-4-E-009 Radiated Emission Test Result

| | | | |
|---|---|---|---|
| **Test Date**: | 2022-12-14 | **Tested By**: | Johnson Huang |
| **EUT**: | Wireless Bridge | **Model Number**: | RG-EST350 V2 |
| **Test Mode**: | TX Mode | **Power Supply**: | AC 120V/60Hz |
| **Condition**: | Temp:23.1°C;Humi:53.5%;Press:100.3kPa | **Test Site**: | DDT 3# Chamber |
| **File Path**: | d:\ts\2022 report data\Q22112912-2E RG-EST350 V2\FCC ABOVE 1G BAND4\16 | | |
| **Memo**: | 11N40 5795 | | |

**Test Graph**

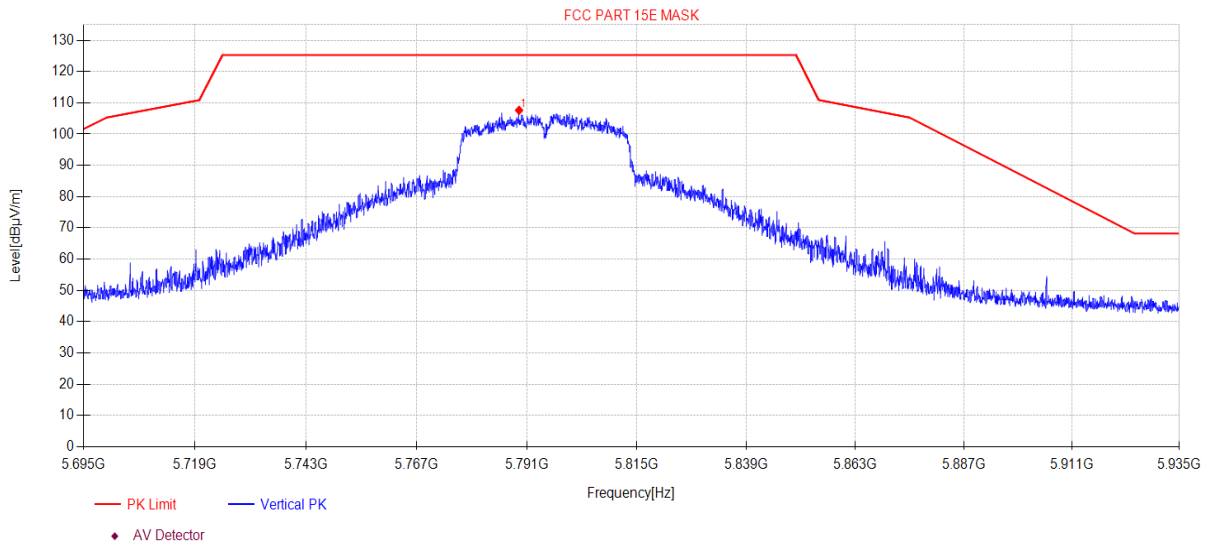


| Suspected Data List | | | | | | | | | | |
|---|---|---|---|---|---|---|---|---|---|---|
| **NO.** | **Freq. [MHz]** | **Reading [dBµV]** | **Cable loss [dB]** | **Antenna Factor [dB]** | **AMP [dB]** | **Level [dBµV/m]** | **Limit [dBµV/m]** | **Margin [dB]** | **Detector** | **Polarity** |
| 1 | 5789.23 | 110.35 | 4.38 | 33.66 | -40.78 | 107.61 | 125.30 | 17.69 | PK | Vertical |

Note:
1. Level = Reading + Cable loss + Antenna Factor + AMP
2. If Peak Result complies with AV limit, AV Result is deemed to comply with AV limit.
3. Test setup: RBW: 1 MHz, VBW: 3 MHz, Sweep time: auto.

# TR-4-E-009 Radiated Emission Test Result

| | | | |
|---|---|---|---|
| **Test Date**: | 2022-12-14 | **Tested By**: | Johnson Huang |
| **EUT**: | Wireless Bridge | **Model Number**: | RG-EST350 V2 |
| **Test Mode**: | TX Mode | **Power Supply**: | AC 120V/60Hz |
| **Condition**: | Temp:23.1°C;Humi:53.5%;Press:100.3kPa | **Test Site**: | DDT 3# Chamber |
| **File Path**: | d:\ts\2022 report data\Q22112912-2E RG-EST350 V2\FCC ABOVE 1G BAND4\17 | | |
| **Memo**: | 11AC20 5745 | | |

**Test Graph**

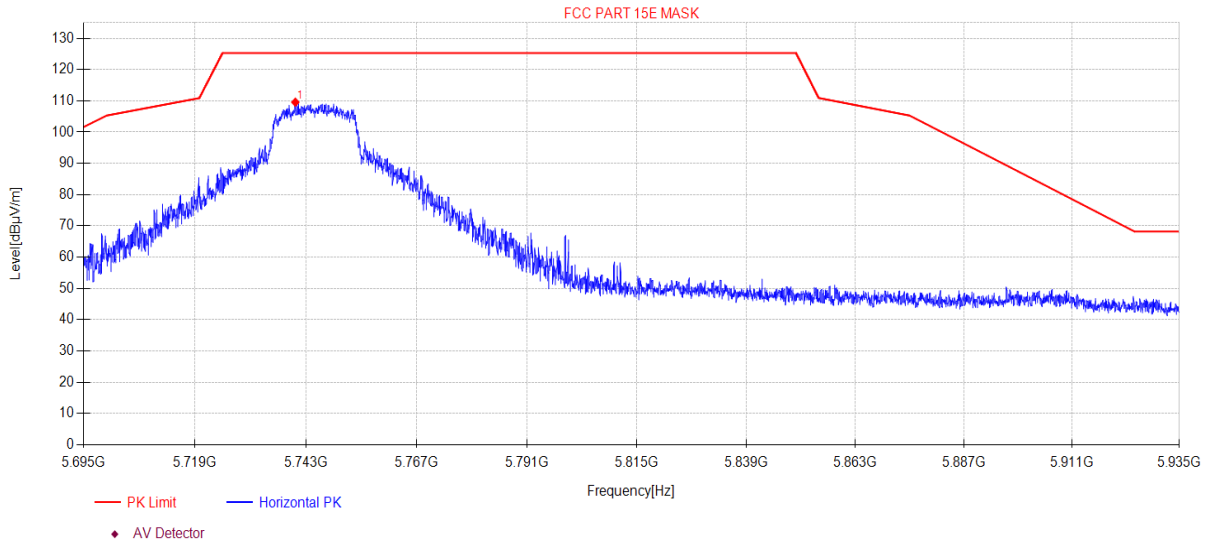


| Suspected Data List | | | | | | | | | | |
|---|---|---|---|---|---|---|---|---|---|---|
| **NO.** | **Freq. [MHz]** | **Reading [dBµV]** | **Cable loss [dB]** | **Antenna Factor [dB]** | **AMP [dB]** | **Level [dBµV/m]** | **Limit [dBµV/m]** | **Margin [dB]** | **Detector** | **Polarity** |
| 1 | 5740.65 | 112.53 | 4.36 | 33.48 | -40.80 | 109.57 | 125.30 | 15.73 | PK | Horizontal |

Note:
1. Level = Reading + Cable loss + Antenna Factor + AMP
2. If Peak Result complies with AV limit, AV Result is deemed to comply with AV limit.
3. Test setup: RBW: 1 MHz, VBW: 3 MHz, Sweep time: auto.

# TR-4-E-009 Radiated Emission Test Result

| | | | |
|---|---|---|---|
| **Test Date**: | 2022-12-14 | **Tested By**: | Johnson Huang |
| **EUT**: | Wireless Bridge | **Model Number**: | RG-EST350 V2 |
| **Test Mode**: | TX Mode | **Power Supply**: | AC 120V/60Hz |
| **Condition**: | Temp:23.1°C;Humi:53.5%;Press:100.3kPa | **Test Site**: | DDT 3# Chamber |
| **File Path**: | d:\ts\2022 report data\Q22112912-2E RG-EST350 V2\FCC ABOVE 1G BAND4\18 | | |
| **Memo**: | 11AC20 5745 | | |

**Test Graph**

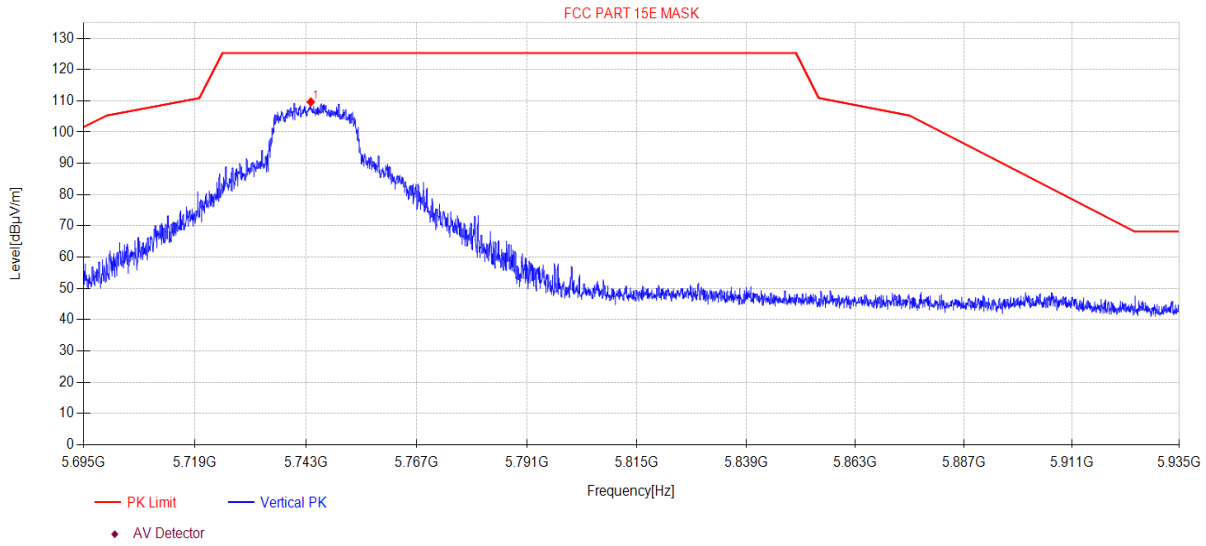


| Suspected Data List | | | | | | | | | | |
|---|---|---|---|---|---|---|---|---|---|---|
| **NO.** | **Freq. [MHz]** | **Reading [dBµV]** | **Cable loss [dB]** | **Antenna Factor [dB]** | **AMP [dB]** | **Level [dBµV/m]** | **Limit [dBµV/m]** | **Margin [dB]** | **Detector** | **Polarity** |
| 1 | 5743.99 | 112.60 | 4.36 | 33.49 | -40.80 | 109.65 | 125.30 | 15.65 | PK | Vertical |

Note:
1. Level = Reading + Cable loss + Antenna Factor + AMP
2. If Peak Result complies with AV limit, AV Result is deemed to comply with AV limit.
3. Test setup: RBW: 1 MHz, VBW: 3 MHz, Sweep time: auto.

# TR-4-E-009 Radiated Emission Test Result

| | | | |
|---|---|---|---|
| **Test Date**: | 2022-12-14 | **Tested By**: | Johnson Huang |
| **EUT**: | Wireless Bridge | **Model Number**: | RG-EST350 V2 |
| **Test Mode**: | TX Mode | **Power Supply**: | AC 120V/60Hz |
| **Condition**: | Temp:23.1°C;Humi:53.5%;Press:100.3kPa | **Test Site**: | DDT 3# Chamber |
| **File Path**: | d:\ts\2022 report data\Q22112912-2E RG-EST350 V2\FCC ABOVE 1G BAND4\19 | | |
| **Memo**: | 11AC20 5785 | | |

**Test Graph**

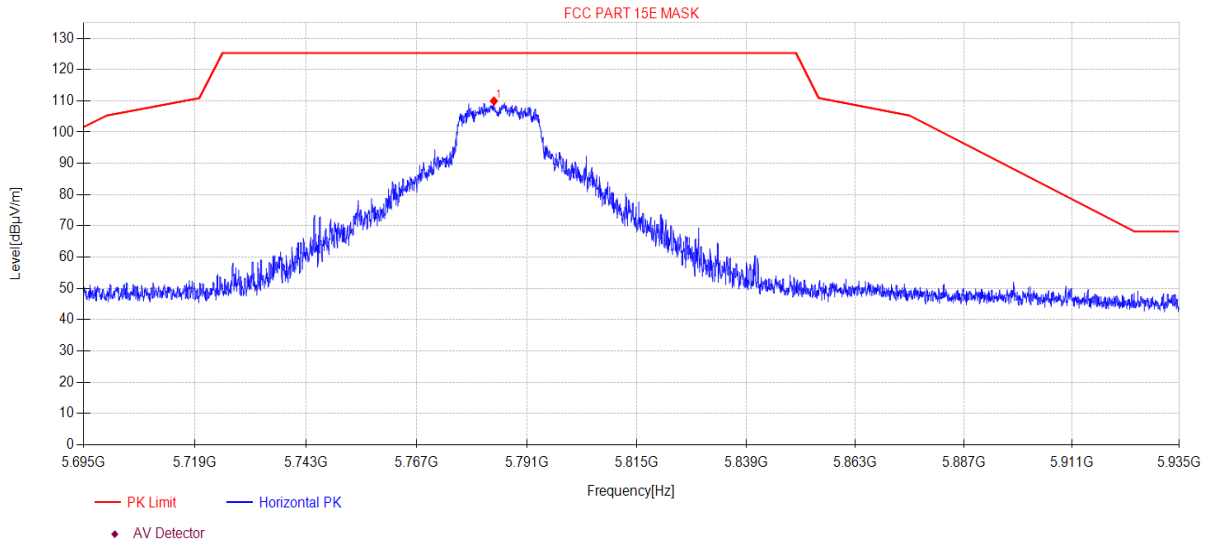


| Suspected Data List | | | | | | | | | | |
|---|---|---|---|---|---|---|---|---|---|---|
| **NO.** | **Freq. [MHz]** | **Reading [dBµV]** | **Cable loss [dB]** | **Antenna Factor [dB]** | **AMP [dB]** | **Level [dBµV/m]** | **Limit [dBµV/m]** | **Margin [dB]** | **Detector** | **Polarity** |
| 1 | 5783.75 | 112.71 | 4.38 | 33.64 | -40.79 | 109.94 | 125.30 | 15.36 | PK | Horizontal |

Note:
1. Level = Reading + Cable loss + Antenna Factor + AMP
2. If Peak Result complies with AV limit, AV Result is deemed to comply with AV limit.
3. Test setup: RBW: 1 MHz, VBW: 3 MHz, Sweep time: auto.

# TR-4-E-009 Radiated Emission Test Result

| | | | |
|---|---|---|---|
| **Test Date**: | 2022-12-14 | **Tested By**: | Johnson Huang |
| **EUT**: | Wireless Bridge | **Model Number**: | RG-EST350 V2 |
| **Test Mode**: | TX Mode | **Power Supply**: | AC 120V/60Hz |
| **Condition**: | Temp:23.1°C;Humi:53.5%;Press:100.3kPa | **Test Site**: | DDT 3# Chamber |
| **File Path**: | d:\ts\2022 report data\Q22112912-2E RG-EST350 V2\FCC ABOVE 1G BAND4\20 | | |
| **Memo**: | 11AC20 5785 | | |

**Test Graph**

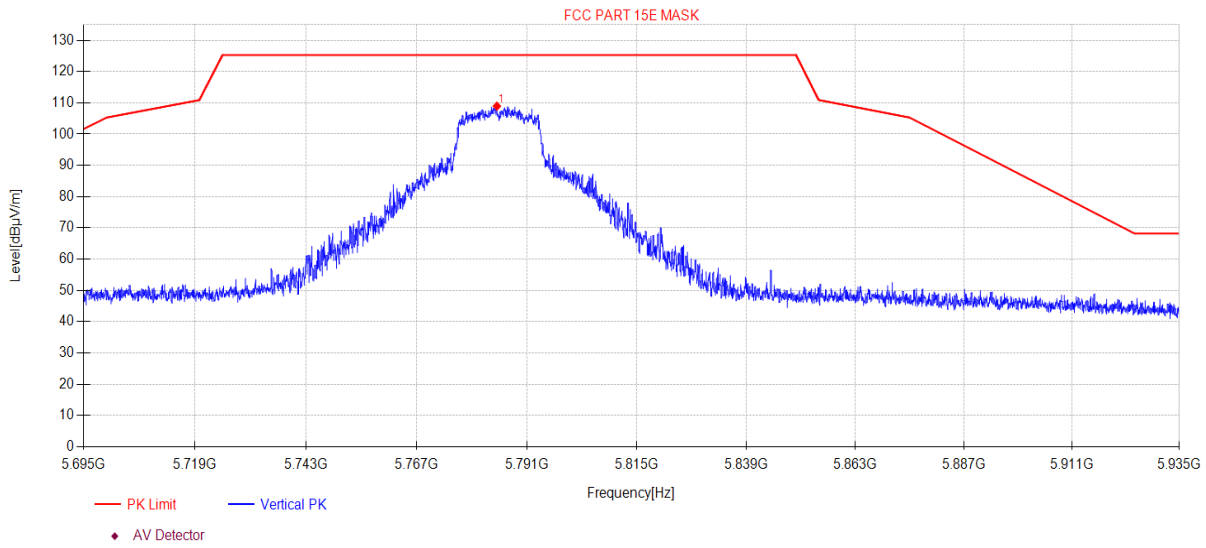


| Suspected Data List | | | | | | | | | | |
|---|---|---|---|---|---|---|---|---|---|---|
| **NO.** | **Freq. [MHz]** | **Reading [dBµV]** | **Cable loss [dB]** | **Antenna Factor [dB]** | **AMP [dB]** | **Level [dBµV/m]** | **Limit [dBµV/m]** | **Margin [dB]** | **Detector** | **Polarity** |
| 1 | 5784.40 | 111.71 | 4.38 | 33.64 | -40.79 | 108.94 | 125.30 | 16.36 | PK | Vertical |

Note:
1. Level = Reading + Cable loss + Antenna Factor + AMP
2. If Peak Result complies with AV limit, AV Result is deemed to comply with AV limit.
3. Test setup: RBW: 1 MHz, VBW: 3 MHz, Sweep time: auto.

# TR-4-E-009 Radiated Emission Test Result

| | | | |
|---|---|---|---|
| **Test Date**: | 2022-12-14 | **Tested By**: | Johnson Huang |
| **EUT**: | Wireless Bridge | **Model Number**: | RG-EST350 V2 |
| **Test Mode**: | TX Mode | **Power Supply**: | AC 120V/60Hz |
| **Condition**: | Temp:23.1°C;Humi:53.5%;Press:100.3kPa | **Test Site**: | DDT 3# Chamber |
| **File Path**: | d:\ts\2022 report data\Q22112912-2E RG-EST350 V2\FCC ABOVE 1G BAND4\21 | | |
| **Memo**: | 11AC20 5825 | | |

**Test Graph**

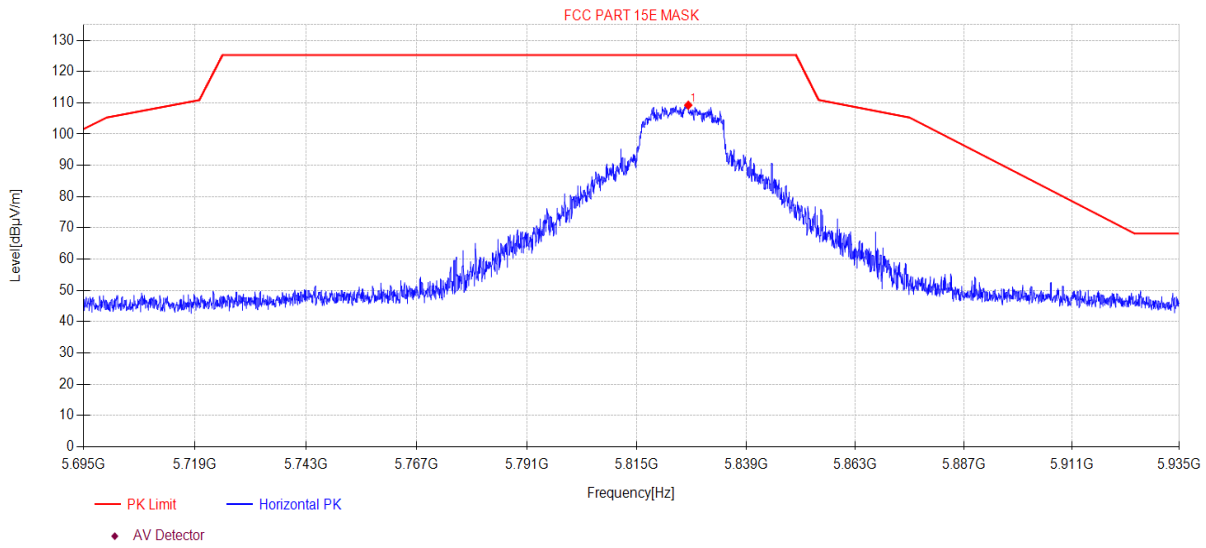


| Suspected Data List | | | | | | | | | | |
|---|---|---|---|---|---|---|---|---|---|---|
| **NO.** | **Freq. [MHz]** | **Reading [dBµV]** | **Cable loss [dB]** | **Antenna Factor [dB]** | **AMP [dB]** | **Level [dBµV/m]** | **Limit [dBµV/m]** | **Margin [dB]** | **Detector** | **Polarity** |
| 1 | 5826.24 | 111.88 | 4.39 | 33.75 | -40.77 | 109.25 | 125.30 | 16.05 | PK | Horizontal |

Note:
1. Level = Reading + Cable loss + Antenna Factor + AMP
2. If Peak Result complies with AV limit, AV Result is deemed to comply with AV limit.
3. Test setup: RBW: 1 MHz, VBW: 3 MHz, Sweep time: auto.