8cm

48cm

17cm

Jeeback

Warm and Relaxing Neck Massager
Quick Start

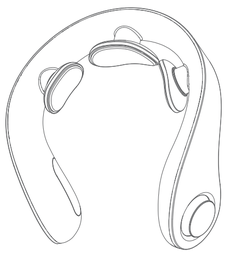

Works with
HUAWEI HiLink

Jeeback

Safety instruction

Before using this product, please read all safety and use instructions in this manual carefully. Operation in violation of the instructions may cause danger or damage to the equipment.

Notes:

⚠ Dangerous

● Be sure to unplug the plug from the socket before using or cleaning the product.
● Do not drop the product into water or other liquids.
● If the product falls into the water accidentally while charging, please pull the plug out immediately. Do not touch the product that falls into the water directly.
● Do not use it while you are driving, or having a bath or shower.
● Do not use this product in gas station, workshop with high density of dust, gas station and other inflammable and explosive places.
● Do not use this product in damp, high-temperature or high-electromagnetic environment.
● This product contains lithium battery and dry battery. Please do not disassemble, modifyby yourself or throw it into the fire, so as to avoid danger.

⚠ Warning

● When the charging line of the product is damaged and cannot work normally, or when the product is broken or falls into the water, please stop using.
● This product has heating function. Users who are not sensitive to heat source or prone to heat allergy should use the heating function carefully.
● Patients with internal pacemaker, artificial heart and lung or other medical equipment should not use the equipment.
● Do not use this product if there is injury, redness, inflammation, congestion, or other maladaptive conditions in your neck.
● Do not use this product near the mouth, eyes, head, pudenda or the heart.
● Do not use with it together with other medical devices or use more than 2 sets of this product at the same time.
● If you feel unwell during or after use the product, please stop using it and consult your doctor immediately.

Jeeback

● This product is a personal care product and cannot replace professional treatment and health care. If you have any questions or requirements, please consult before using.
● This product is designed as a home-using electronic health care product and it should not be used for diagnostic or other commercial purposes.

⚠ Notes

● Before using the product, please make sure that the electrode is tightly attached to the skin and evenly touched with it.
● Before using the product, please tie up your hair, remove necklaces, watches and other metal accessories.
● This product is not waterproof, do not wash it with water.
● This product has the heating function. Use at the same site for a long period of time (more than 30 minutes) may result in low temperature burns.
● Do not use this product in the same area for a long time, or it may cause fatigue and discomfort in the massage area.
(Consult your doctor before use if you are:
Pregnant, ill or in poor health;
In the postoperative rehabilitation stage;
A patient who is receiving treatment and feel physically abnormal;
A patient with high blood pressure, heart disease, arteriosclerosis and cerebral thrombosis;
A patient with high fever, malignant tumors and osteoporosis.
A patient with infectious diseases.
A patient with skin perception disorder or skin abnormalities.
One who is not sure about your health.
● This product is not a substitute for any medical treatment.
● Do not place the product in front of unattended children.
● This product is not intended for any patient or incapacitated person.
● Do not allow children or people with limited abilities to use this product without adult care.

This device complies with part 15 of the FCC Rules. Operation is subject to the following two conditions: (1) This device may not cause harmful interference, and (2) this device must accept any interference received, including interference that may cause undesired operation.

Jeeback

FCC warning:
Any Changes or modifications not expressly approved by the party responsible for compliance could void the user's authority to operate the equipment.

Note: This equipment has been tested and found to comply with the limits for a Class B digital device, pursuant to part 15 of the FCC Rules. These limits are designed to provide reasonable protection against harmful interference in a residential installation. This equipment generates uses and can radiate radio frequency energy and, if not installed and used in accordance with the instructions, may cause harmful interference to radio communications. However, there is no guarantee that interference will not occur in a particular installation. If this equipment does cause harmful interference to radio or television reception, which can be determined by turning the equipment off and on, the user is encouraged to try to correct the interference by one or more of the following measures:
-Reorient or relocate the receiving antenna.
-Increase the separation between the equipment and receiver.
-Connect the equipment into an outlet on a circuit different from that to which the receiver is connected.
-Consult the dealer or an experienced radio/TV technician for help.

The device has been evaluated to meet general RF exposure requirement. The device can be used in portable exposure condition without restriction.
IC warning
- English:
This device complies with Industry Canada licence-exempt RSS standard(s).
Operation is subject to the following two conditions: (1) This device may not cause interference, and (2) This device must accept any interference, including interference that may cause undesired operation of the device.
- French:
Le présentappareilestconforme aux CNR d'Industrie Canada applicables aux appareils radio exempts de licence. L'exploitationestautorisée aux deux conditions suivantes:
(1) l'appareil ne doit pas produire de brouillage, et
(2) l'utilisateur de l'appareildoit accepter tout brouillageradioélectriquesubi, mêmesi le brouillageest susceptible d'encompromettre le fonctionnement.

Jeeback

Product preservation and daily maintenance

①Please store the massager in a safe, dry and cool place, avoid the environment of high temperature, humidity and sun exposure.
②To avoid breaking, do not wrap the Type-C charging cable around the massager.
③Keep away from sharp objects, so as not to scratch or puncture the massager.
④Do not disassemble, repair or modify the massager by yourself.
⑤When cleaning the massager, please wipe the surface gently with a soft and damp cloth to avoid cleaning in running water or other liquids. Cleaning agents, thin

Using time and charge

①The massage machine will work for 15 minutes by default, and will automatically stop working after the end of the time before entering the standby state.
②When the massager is fully charged, it can be used for about 3.5~4 hours if the heating function is started. Without heating, it can work continuously for approximately 16 to 18 hours.
③If the massager is not normally worn, it will enter the standby state 3 seconds later. If there is no operation for 1 minute, the massager will shut down automatically.
④After the massager enters the state of low power, if not connected to the power supply to charge, 15~30 later, it will automatically shut down.
⑤It takes about 3 hours to fully charge the battery after it shuts down automatically.
❶ The data are from the Jeeback Laboratory.
❶ The above data are obtained from the laboratory simulation of standard situations. In actual use, there will be certain deviations according to different situations.
When charged, it goes into shutdown mode.

Jeeback

Basic parameters

Product name: Warm and relaxing neck massager	Battery capacity :1500mAhr
Product model :G5	Standby current :< 100uA
Product size :142*138*80mm	Rated power :6W
Operating temperature: 0°C~40°C	Rated voltage of remote control :1.5V/ AAA dry battery
The equipment contains a radio transmission module whose type approval code is CMIIT ID: 2019DP2310	

❶ Packing list:

Host *1, Remote control *1, Manual *1, Certificate of qualification *1, USB charging cable (Type-C)*1,
No. 7 dry battery *1

AMEUDA TECHNOLOGY Co., Ltd

Address: Room 2102, Comprehensive Building , Jiangjin Comprehensive Free Trade Zone, No.88, Maya Avenue, Luohuang Town, Jiangjin District, Chongqing
Manufacturer: Jinhua Jiufei Electrical Technology Co., Ltd.
Production address: 2/F, Building 1, No. 655 Xianyuan Road, Wucheng District, Jinhua city, Zhejiang Province
Service number: 400-167-8788

Jeeback

Know about neck massager

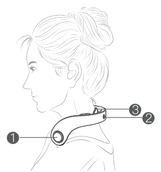

①Rotary knob

Press the switch button for 3 seconds or more;
Press for a short time to switch massage mode;
Turn the knob forward (counterclockwise) to increase the massage intensity, and turn the knob backward (clockwise) to reduce the massage intensity;
By clicking twice, you can turn on/off the thermostatic heating function.
❶ There are four massage modes: cycle, kneading, massage and finger massage.
❶ There are 8 levels of massage intensity in all, and 0 is the default when the massager is turned on. When the massager makes two short chirps, the

② Sitting position reminder switch

Long press for 3 seconds or more to turn on/off the sitting position reminder function.
❶ When the massager vibrates, it indicates that your sitting position is not good. Please adjust it in time.

③Massager head

During wearing, make sure that the three massage heads are in full contact with the neck skin.
❶ Before use, please tie up your hair, remove necklace or neck ornaments, and moisten your neck skin with a wet towel/paper towel.

Jeeback

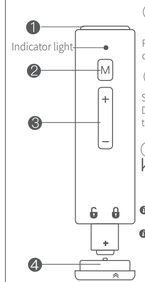

①OFF switch of the massager

Press for 3 seconds or more to shut down the machine.

②Key M

Short press to switch the mode;
Double click to turn on/off the constant temperature: heating function.

③Intensity adjusting key

Press +/- to increase/decrease the intensity of the massage.
❶ The remote control cannot control the ON/OFF of the host machine.
❶ There are 8 levels of massage intensity in all, and 0 is the default when the massager is turned on. When the massager makes two short chirps, the intensity has been adjusted to the maximum/minimum.

④The correct steps to install or replace the remote control battery are as follows

❶ When the base of the remote control rotates counterclockwise until the arrow is aligned with the lock position, remove the bottom cover;

❶ The remote control can be used for control only when the host is turned on, including controlling the shutdown of the host. The remote control has no ON/OFF key. It can be used after the battery is successfully installed.

❶ Under normal conditions, the white indicator will light up each time the button is pressed.
If the white indicator light does not light up, please check whether the battery is properly placed and locked, or if there is no power, please replace the battery.

Jeeback

Connect to Huawei Smart Life APP

①Scan the QR code with your mobile phone, or search "Huawei Smart Life" in the Application Market to download and install the APP.

❶ If you have installed Huawei Smart Life APP, please ensure that the APP is of the latest version.

② After the massager is turned on, open the Bluetooth of the mobile phone, enter the Smart Life APP, click "+" in the upper right corner to add the device, and select "Geeback neck massager G5" to have it connected to the mobile phone.

③After successful connection, you can adjust the mode and intensity according to the APP interface prompts, and open the sitting position reminder and heating functions.

❶ If the connection fails, please make sure that the host is on and the bluetooth of the mobile phone is working.
❶ In standby mode, the massager will shut down automatically if it is not connected or not successfully connected within 1 minute.

Jeeback

Description of indicator light and buzzer status

Massager status	Buzzer statusv	Indicator light status
Enter standby status after being turned on	A long chirp	White light flashing
Switch between modes	A short chirp	——
Adjust intensity	A short chirp	White light flashing for once
Adjust intensity to maximum/ minimum	Two short chirps	White light flashing for once
Start heating	Two short chirps	——
Stop heating	Three short chirps	——
Connect to mobile phone APP	——	Blue light flashing
Connect to mobile phone APPBlue light flashing	——	
Bad sitting position reminder	Vibrating motor vibrates	——
Low power	Continuous short chirps (5 seconds)	Orange light on
Charging	——	Orange light flashing
Full power	——	White light on
Turn OFF	A long chirp of the buzzer	——

Jeeback

Troubleshooting

Problems	Possible reasons	Remedial measure
The massage cannot be switched on	1. Low battery 2. Being in charge 3. Not started	1. Please charge 2. Do not use it during charging 3.Long press the knob for 3 seconds or more to start the machine
Cannot be fully charged (with charging time more than 6 hours)	Under-voltage	Change the charging mode or charging equipment
Automatically turn off during use	1. The set massage duration has been reached 2. Low battery	1.Restart 2.Please charge
Cannot massage though the display is normal	1. The host machine is not activated to enter the massage state 2. The intensity set is too low 3. The power of the battery in the remote control is too weak	1. Turn the knob clockwise or press "+" on the remote control to enter the massage state 2. Turn the knob clockwise or press "+" on the remote control to increase the massage intensity 3. Replace the battery in the remote control
The skin is red andtingling	1. Massage time is too long 2. Excessive massage intensity 3. The massage head is not in sufficient contact with the skin 4. The neck skin is dry	1. The duration of a single massage should be controlled within 15 minutes 2. Turn the knob clockwise or press "−" to decrease the massage intensity 3. Make sure the massage head is in full contact with the skin 4. Moisten your neck with a wet towel/paper towel

Jeeback

Name and content of harmful substances in the product

Part name	Harmful substance					
	Lead (Pb)	Mercury (Hg)	Cadmium (Cd)	Hexavalent chromium (Cr VI)	olybromi-nated biphenyls (PBB)	olybromi-nated diphenyl others (PBDE)
Plastic casing	○	○	○	○	○	○
Connection rubber	○	○	○	○	○	○
Circuit board assembly	X	○	○	○	○	○
Connection line	○	○	○	○	○	○
Hardware	○	○	○	○	○	○
Screw and nu	X	○	○	○	○	○

Note:
1. Circuit board assembly include printing circuit boards and components thereof, such as resistors, capacitors, integrated circuits, connectors, etc.
2. The excessive lead content in this product is solder tin and copper alloy nut in the circuit board assembly.

This form is prepared in accordance with the rules in SJ/T 11364.

○ indicates that the content of the harmful substance in all homogeneous materials of the component is below the limit specified in GB/T26572.
X indicates that the content of the hazardous substance in at least one homogeneous material of the componentexceeds the limit specified in GB/26572.

10

1. The electronic product contains some harmful elements, which can be safely used within the environmental protection period, that is, 10 years from the production date;
2. During the period of environmental protection, please use the product according to the instructions;
3. The service life of the environmental protection shall not cover the vulnerable parts like battery.