Testing Report

EN54 FireProtect (Sounder) Jeweller

Customer Name: AJAX SYSTEMS

Product Name: EN54 FireProtect (Sounder) Jeweller

Sample Model: -

Issue Date: 2026.03.03

Engineer: B.Hermaniuk	Date: 2026.03.03
Approver: O. Tymoshenko	Date: 2025.03.03

Contents

1. General Information 3
1.1. General information of testing institutions 3
1.2. Testing principle 3
1.3. Test equipment 4
1.4. Test environment 4
1.5. Statement 4
2. Sample Information 5
2.1. Client 5
2.2. Description of EUT 5
2.3. EUT appearance 6
3. Test Result 7
3.1. Test standard 7
3.2. Test uncertainty 7
3.3. Test data 8
3.3.1. VSWR parameters 8
3.3.2. VSWR data 8
3.3.3. Typical max gain 8
3.3.4. Typical free space radiation pattern 9

1. General Information

1.1. General information of testing institutions

Name	«AJAX SYSTEMS MANUFACTURING» LLC
Addres	5 Sklyarenka Str., Kyiv, 04073, Ukraine
Web-adress	https://ajax.systems/
E-mail	kuraksa.s@ajax.systems

1.2. Testing principle

The MegiQ Radiation Measurement System (RMS) is a compact test system that performs 3-axis radiation pattern measurement in non-anechoic spaces.

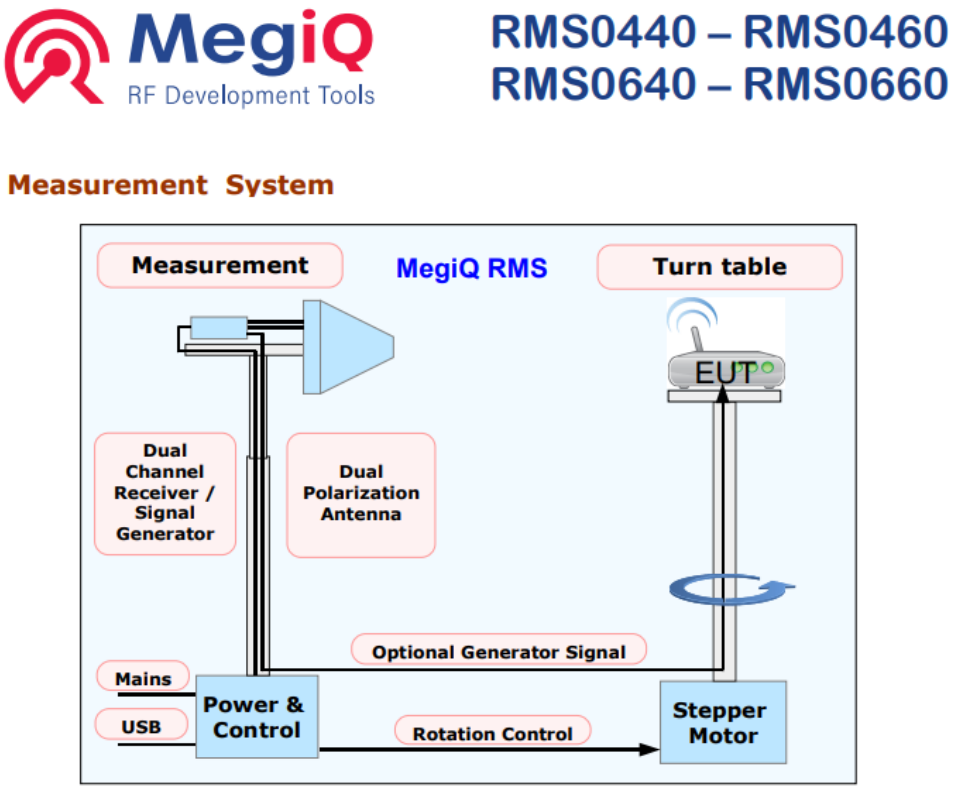

1.3. Test equipment

Equipment	Manufacturer	Model	Identifier (serial number)	Calibration date
Vector network analyzer	MegiQ	RMS0460	00003028	10/2025 – 10/2026
Antenna	Narda Safety Test Solutions	LP-02	001ZX10321	8/2025 – 8/2026
Shielded room		—	—	—
Power&Control unit	MegiQ	---	—	—
Turn table	MegiQ	---	—	—
Personal computer	ASUS	Vivobook S M5606UA-MX026	380000281174	—

1.4. Test environment

Temperature	22.5℃
Humidity	58%RH
Pressure	100.20kPa

1.5. Statement

(1) The test results in the report are only applicable to the tested samples and the tested samples work under the environment described in the report.

(2) Only «AJAX SYSTEMS MANUFACTURING» LLC have the right to modify the report, and the modification information shall be annotated in the revision form.

(3) Any objection to this report shall be raised within 30 days after formal confirmation of the report.

(4) This report is invalid if there is any evidence that the sample information provided is falsified.

(5) The report is invalid without the signature of the approver

2. Sample Information

2.1. Client

Name	«AJAX SYSTEMS MANUFACTURING» LLC
Address	5 Sklyarenka Str., Kyiv, 04073, Ukraine
Manufacturer	«AJAX SYSTEMS MANUFACTURING» LLC

2.2. Description of EUT

Product Name	EVA.001.MBR.001v7
Antenna Size	66.1 mm *13.75 mm
Serial No.	-
Antenna Type	PCB antenna
Test Item	VSWR; Radiation pattern
Frequency Range	905, 915, 922 MHz

2.3. EUT appearance

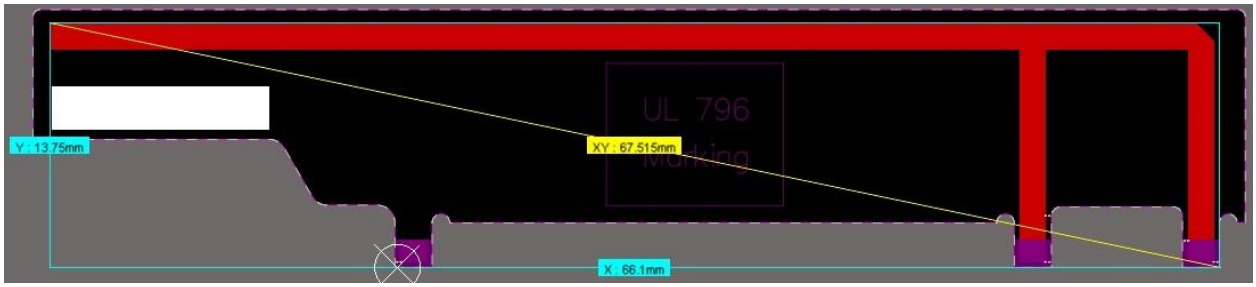

3. Test Result

3.1. Test standard

Name	Parameter	Method	Standard no.
Mobile communication antenna	Antenna gain	Generic specification for antennas used in the mobile communications	GB/T 9410-2008
	Radiation pattern		
	VSWR		
Antenna		IEEE Standard Test Procedures for Antennas	ANSI/IEEE Std 149-1979
	Gain and directivity		

3.2. Test uncertainty

The uncertainty was calculated on the basis of the GUM published by ISO, using the inclusion factor of K=2 and the 95% confidence level to express the extended uncertainty.

Item	Uncertainty
VSWR	±0.2
Antenna gain	±0.6
Radiation efficiency	±0.6

3.3. Test data

3.3.1. VSWR parameters

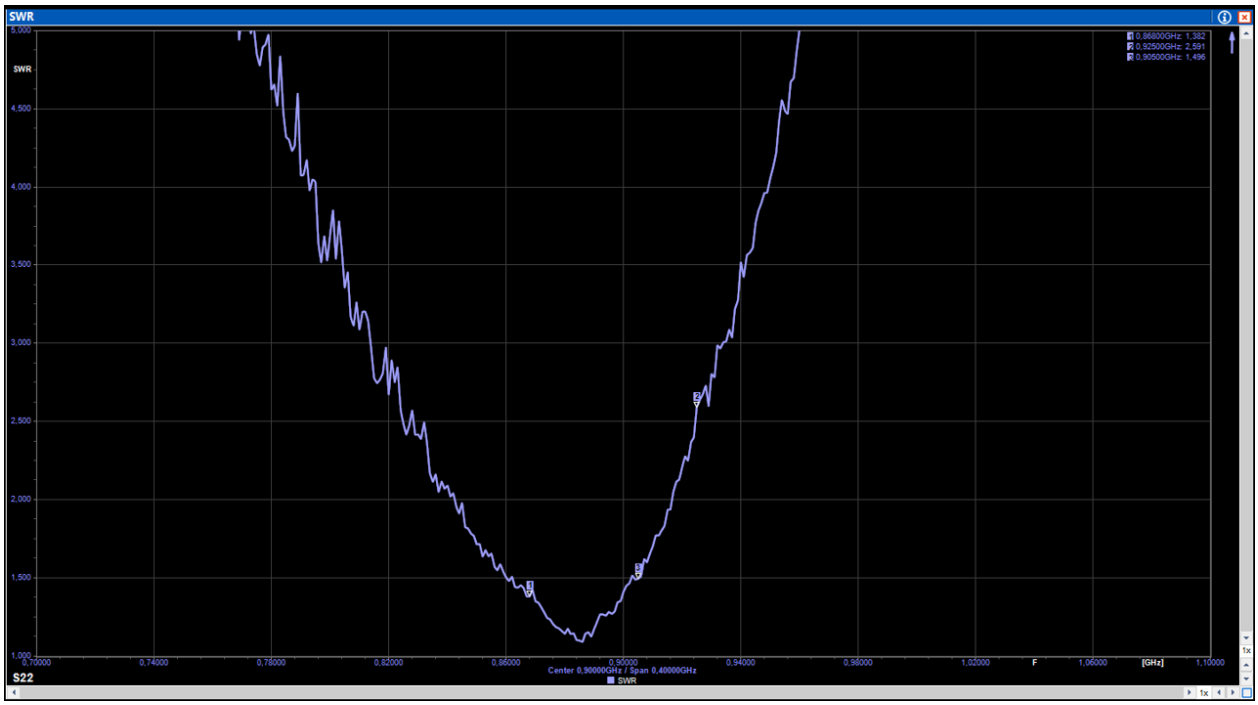

3.3.2. VSWR data

Frequency/MHz	868	905	925
VSWR	1,382	1,496	2,591

3.3.3. Typical max gain

Frequency/MHz	905	915	922
Peak Gain/dBi	-2,1	-2,2	-2

3.3.4. Typical free space radiation pattern

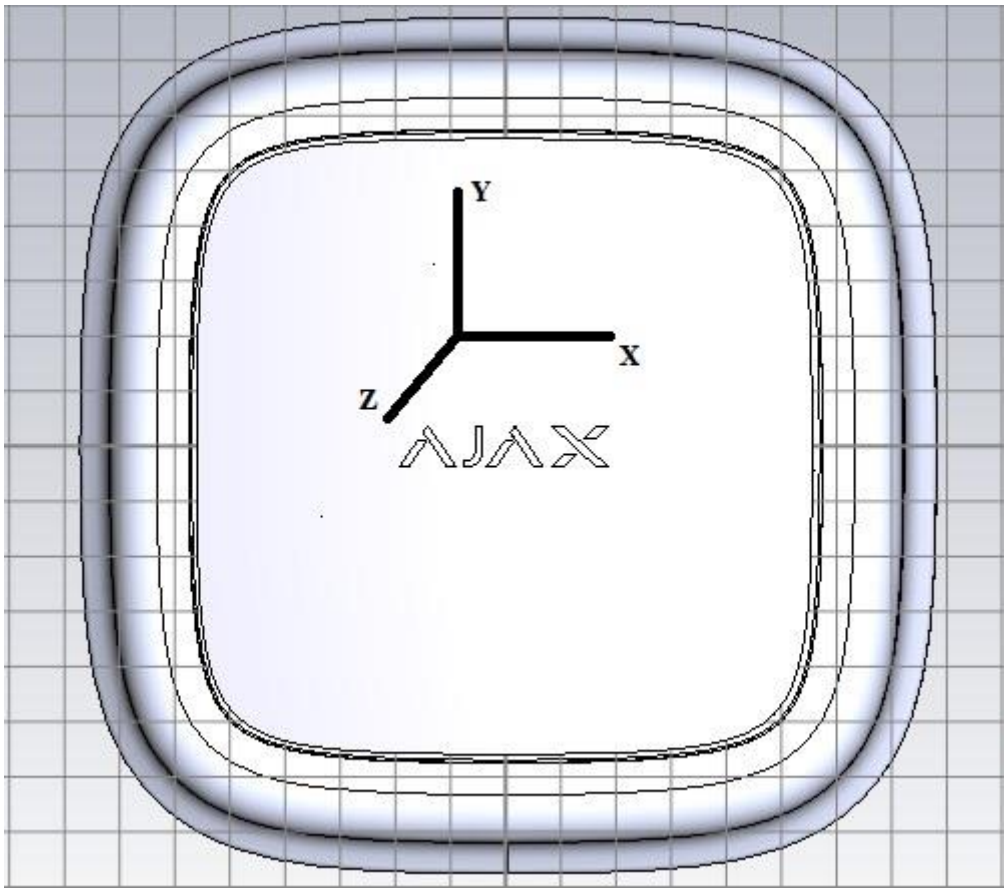

Z-X plane

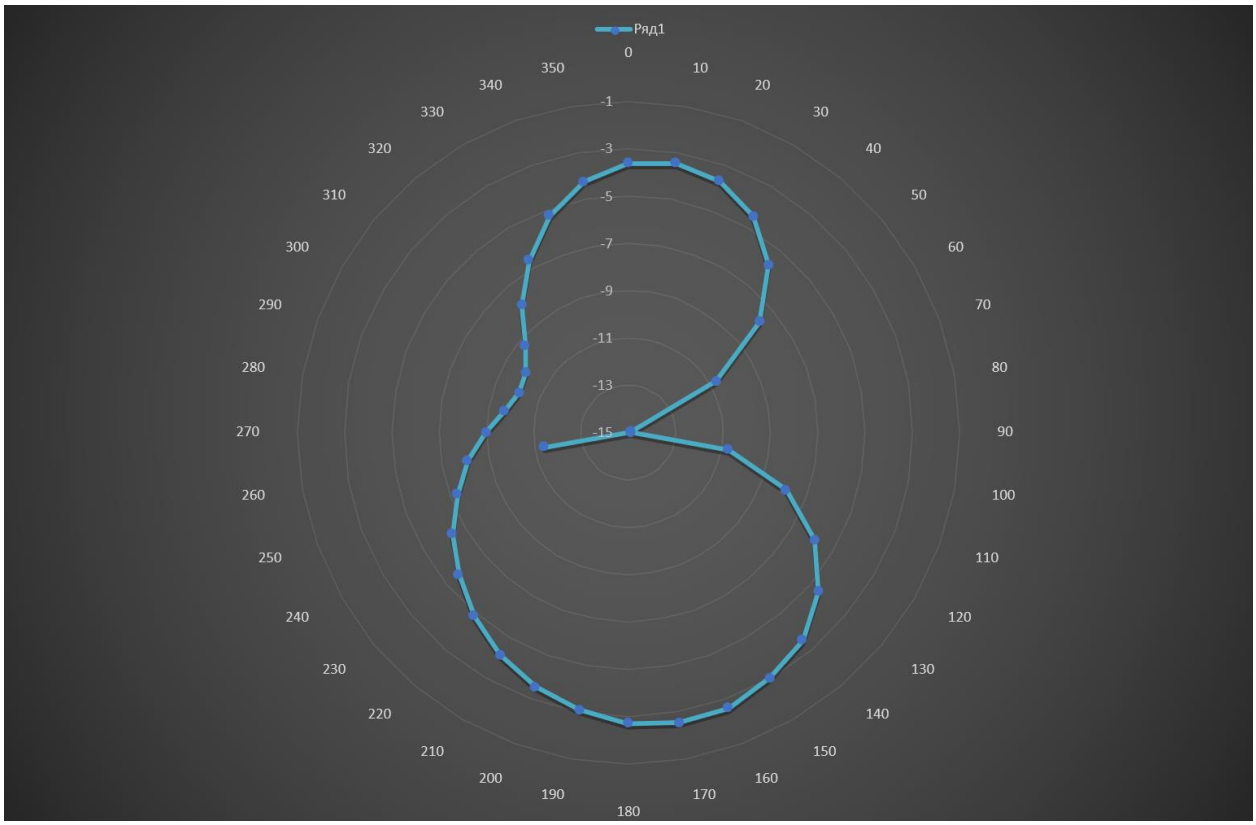
Ряд1
0
10
20
30
40
50
60
70
80
90
100
110
120
130
140
150
160
170
180
190
200
210
220
230
240
250
260
270
280
290
300
310
320
330
340
350
-1
-3
-5
-7
-9
-11
-13
-15

Z-Y plane

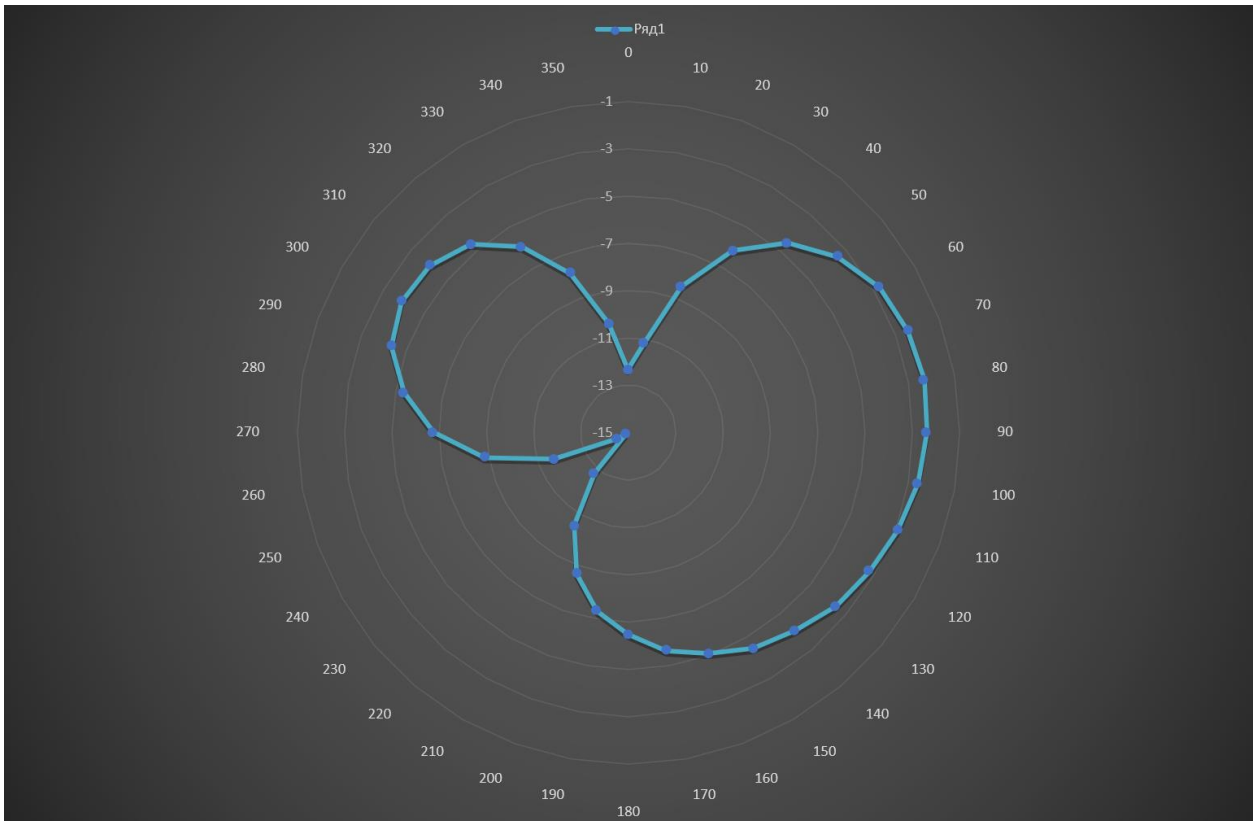
Ряд1
0
10
20
30
40
50
60
70
80
90
100
110
120
130
140
150
160
170
180
190
200
210
220
230
240
250
260
270
280
290
300
310
320
330
340
350
-1
-3
-5
-7
-9
-11
-13
-15