De Rosso 21184003G vert 10m wc mod G

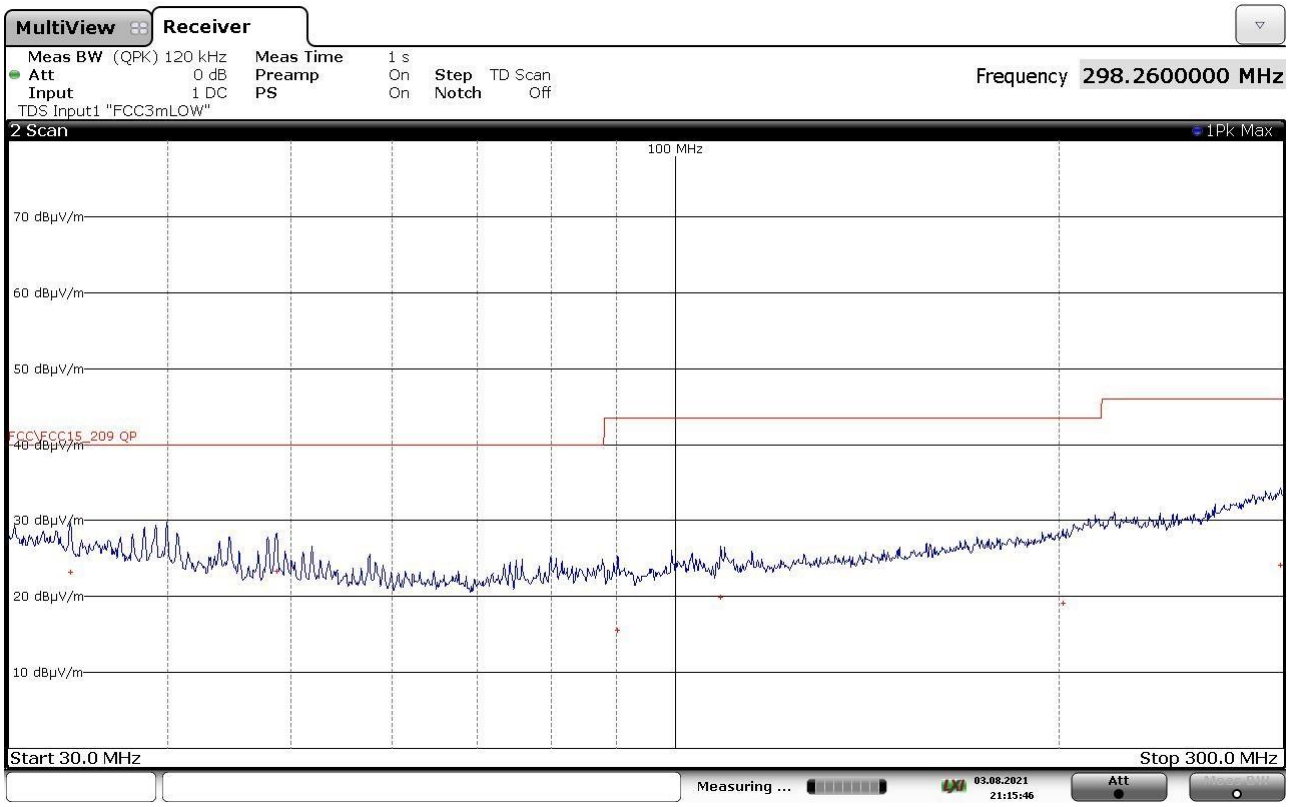


FINAL RESULT TABLE

QUASI PEAK

| Freq Hz | Lev dBuV/m | Margin dB |
|---|---|---|
| 33540000 | +23,19 | -16,81 |
| 48690000 | +23,32 | -16,68 |
| 90180000 | +15,58 | -27,94 |
| 108600000 | +19,84 | -23,68 |
| 201390000 | +19,13 | -24,39 |
| 298260000 | +24,18 | -21,84 |

21184003_2

De Rosso 21184004G horiz 10m wc mod G

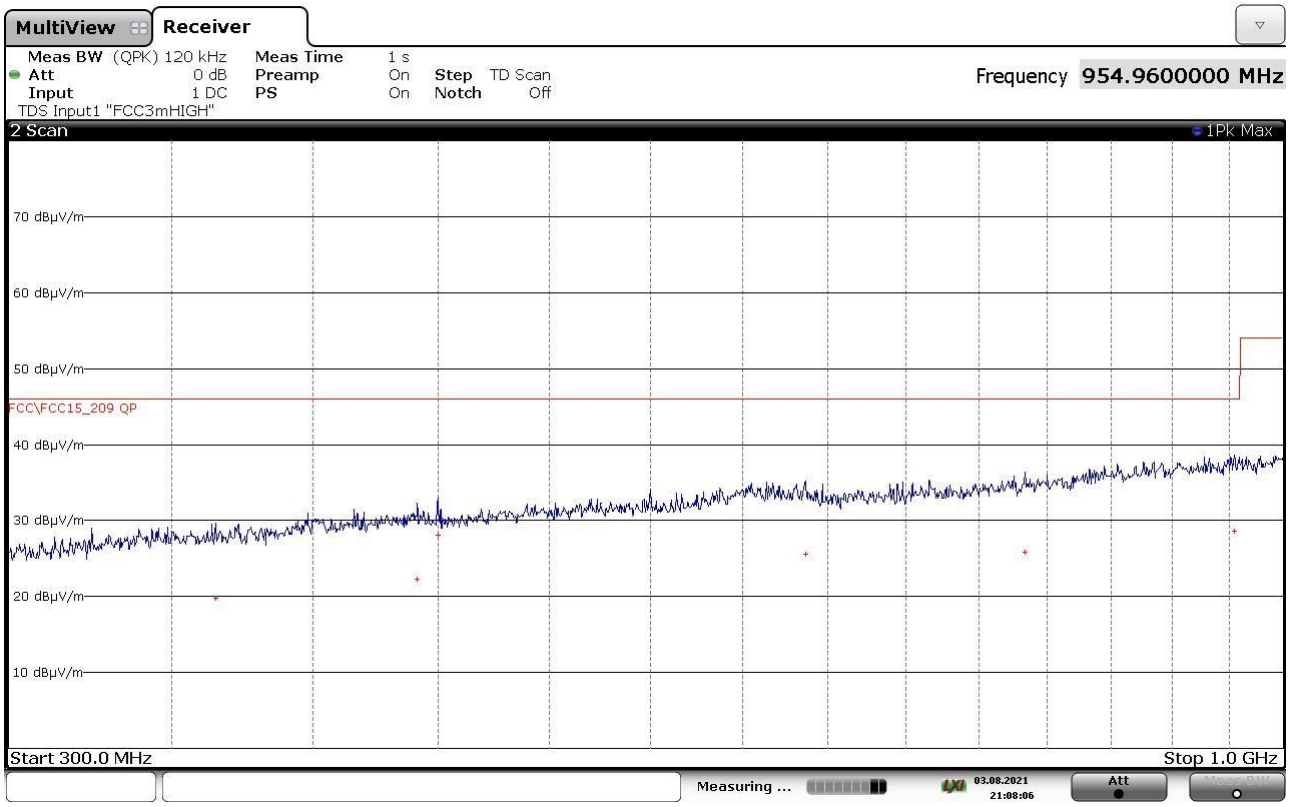


FINAL RESULT TABLE

QUASI PEAK

| Freq Hz | Lev dBuV/m | Margin dB |
|---|---|---|
| 364800000 | +19,80 | -26,22 |
| 441360000 | +22,27 | -23,75 |
| 449970000 | +28,13 | -17,89 |
| 636630000 | +25,59 | -20,43 |
| 783570000 | +25,89 | -20,13 |
| 954960000 | +28,62 | -17,40 |

21184004_2

De Rosso 21184005G vert 10m wc mod G

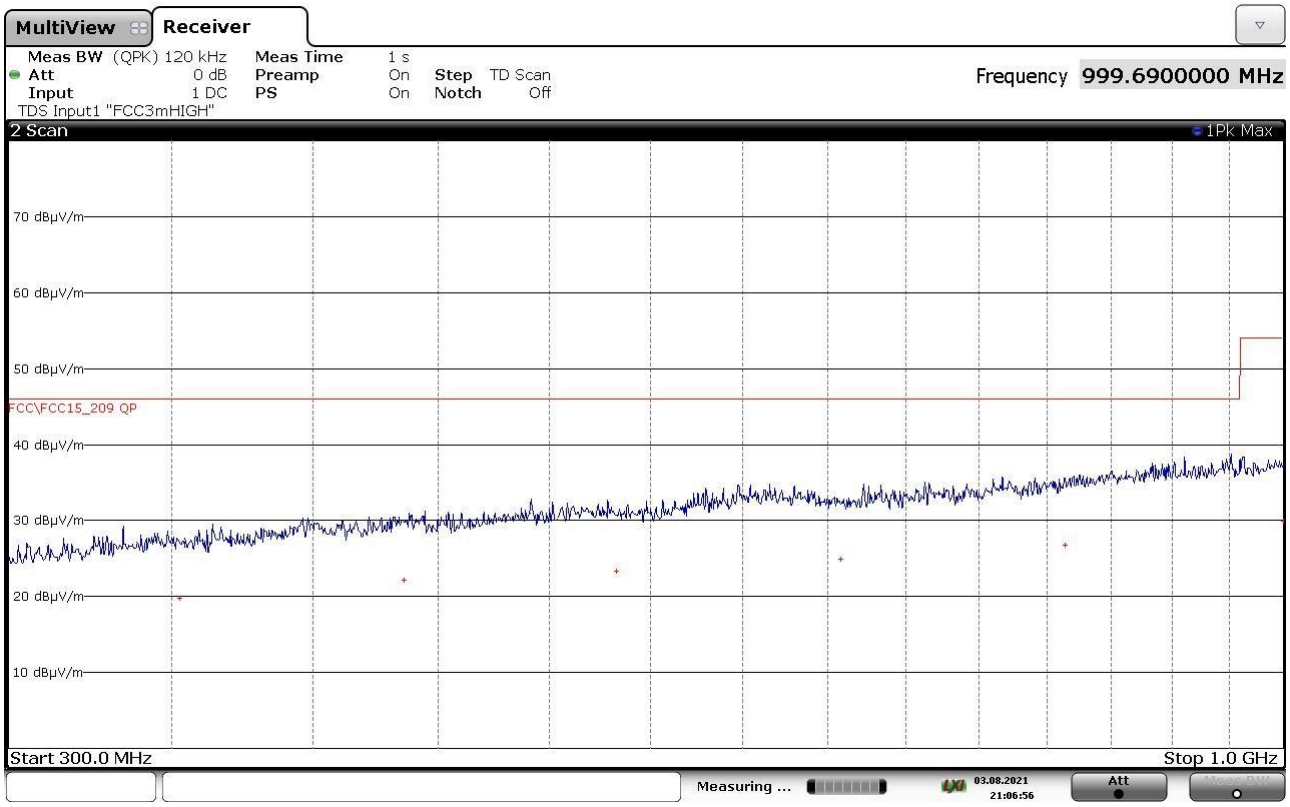


FINAL RESULT TABLE

QUASI PEAK

| Freq Hz | Lev dBuV/m | Margin dB |
|---|---|---|
| 352680000 | +19,81 | -26,21 |
| 435840000 | +22,09 | -23,93 |
| 532710000 | +23,33 | -22,69 |
| 658620000 | +24,95 | -21,07 |
| 814050000 | +26,72 | -19,30 |
| 999690000 | +29,91 | -24,07 |

21184005_2

De Rosso 21184006G horiz 3m ch1 mod G

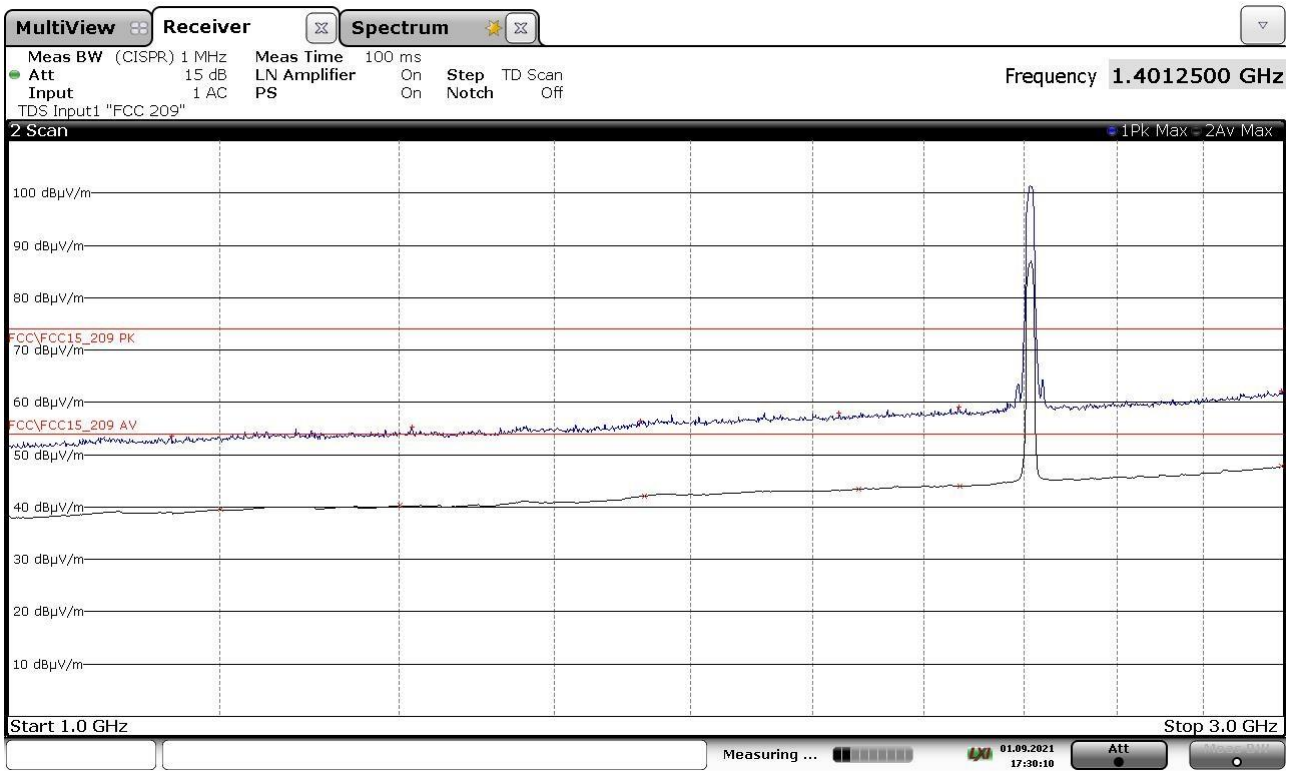


FINAL RESULT TABLE

| MAX PEAK | | | AVERAGE | | |
|---|---|---|---|---|---|
| Freq Hz | Lev dBuV/m | Margin dB | Freq Hz | Lev dBuV/m | Margin dB |
| 1150750000 | +53,57 | -20,41 | 1200500000 | +39,58 | -14,40 |
| 1415500000 | +55,20 | -18,78 | 1400750000 | +40,30 | -13,68 |
| 1724000000 | +56,49 | -17,49 | 1730250000 | +42,12 | -11,86 |
| 2044750000 | +57,98 | -16,00 | 2080000000 | +43,39 | -10,59 |
| 2267500000 | +59,19 | -14,79 | 2269250000 | +44,06 | -9,92 |
| 2996000000 | +62,11 | -11,87 | 2996000000 | +47,78 | -6,20 |

21184006_2

De Rosso 21184007G vert 3m ch1 mod G

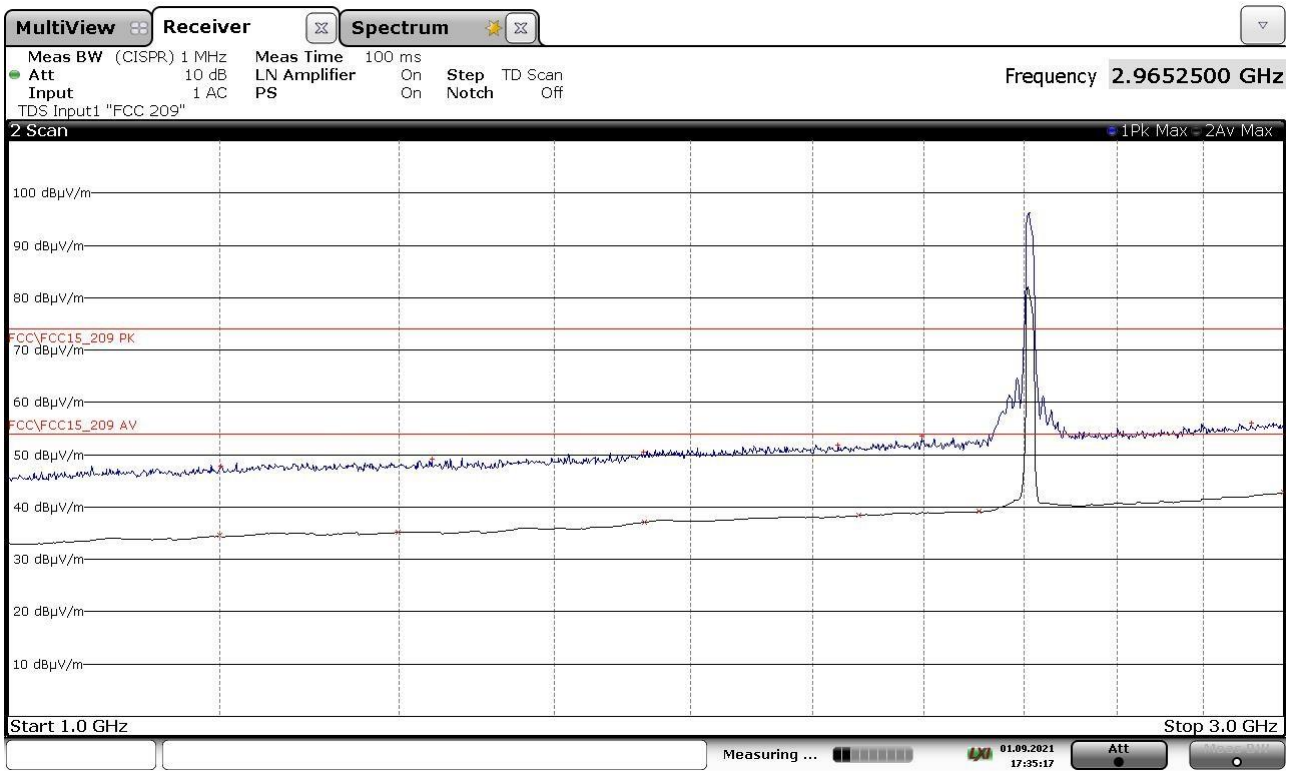


FINAL RESULT TABLE

| MAX PEAK | | | AVERAGE | | |
|---|---|---|---|---|---|
| Freq Hz | Lev dBuV/m | Margin dB | Freq Hz | Lev dBuV/m | Margin dB |
| 1200500000 | +47,85 | -26,13 | 1200000000 | +34,57 | -19,41 |
| 1440500000 | +49,20 | -24,78 | 1399500000 | +35,25 | -18,73 |
| 1728750000 | +50,59 | -23,39 | 1730000000 | +37,14 | -16,84 |
| 2044000000 | +51,78 | -22,20 | 2080000000 | +38,38 | -15,60 |
| 2197250000 | +53,59 | -20,39 | 2306750000 | +39,17 | -14,81 |
| 2918000000 | +56,03 | -17,95 | 2999750000 | +42,76 | -11,22 |

21184007_2

De Rosso 21184008G horiz 3m ch1 mod G

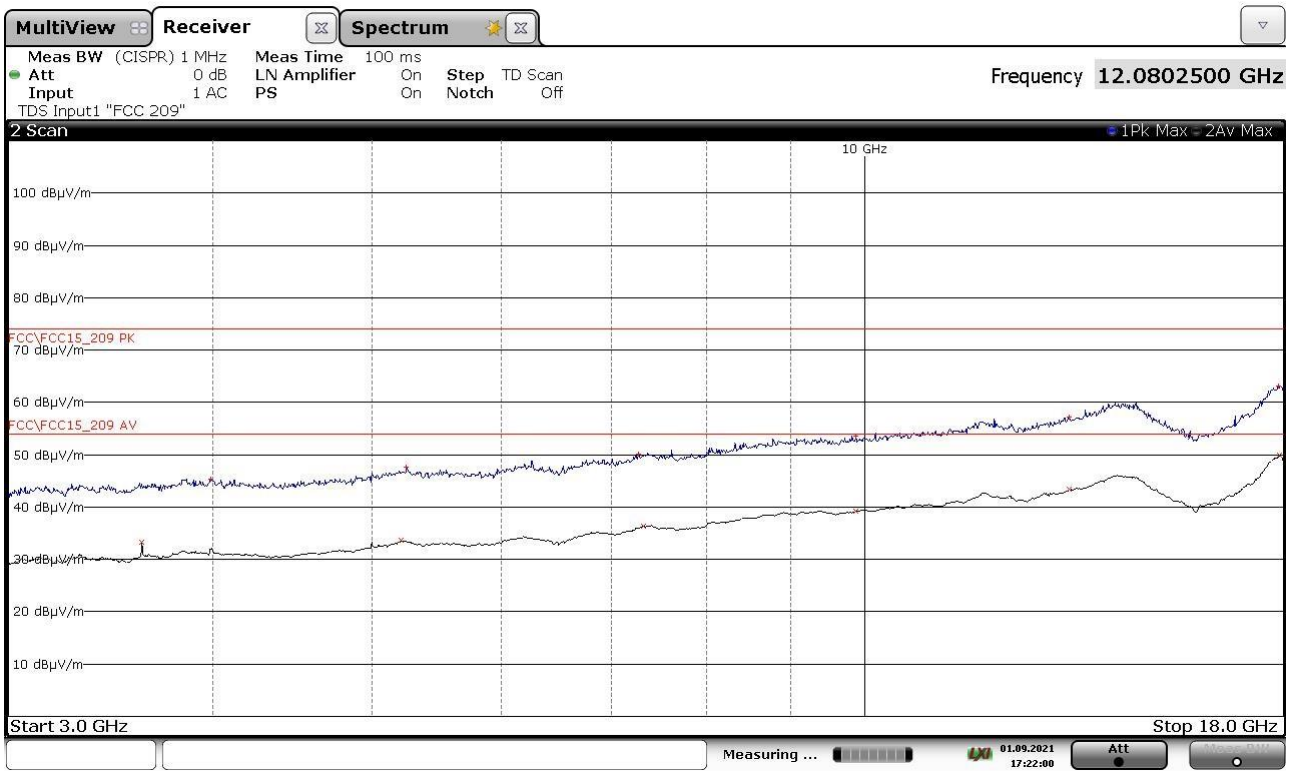


FINAL RESULT TABLE

| MAX PEAK | | | AVERAGE | | |
|---|---|---|---|---|---|
| Freq Hz | Lev dBuV/m | Margin dB | Freq Hz | Lev dBuV/m | Margin dB |
| 3985000000 | +45,42 | -28,56 | 3618000000 | +33,38 | -20,60 |
| 5249250000 | +47,63 | -26,35 | 5211750000 | +33,60 | -20,38 |
| 7270750000 | +50,03 | -23,95 | 7323750000 | +36,37 | -17,61 |
| 9871750000 | +53,66 | -20,32 | 9871250000 | +39,31 | -14,67 |
| 13313250000 | +57,19 | -16,79 | 13311750000 | +43,45 | -10,53 |
| 17869000000 | +63,16 | -10,82 | 17910000000 | +49,88 | -4,10 |

21184008_2

De Rosso 21184009G vert 3m ch1 mod G

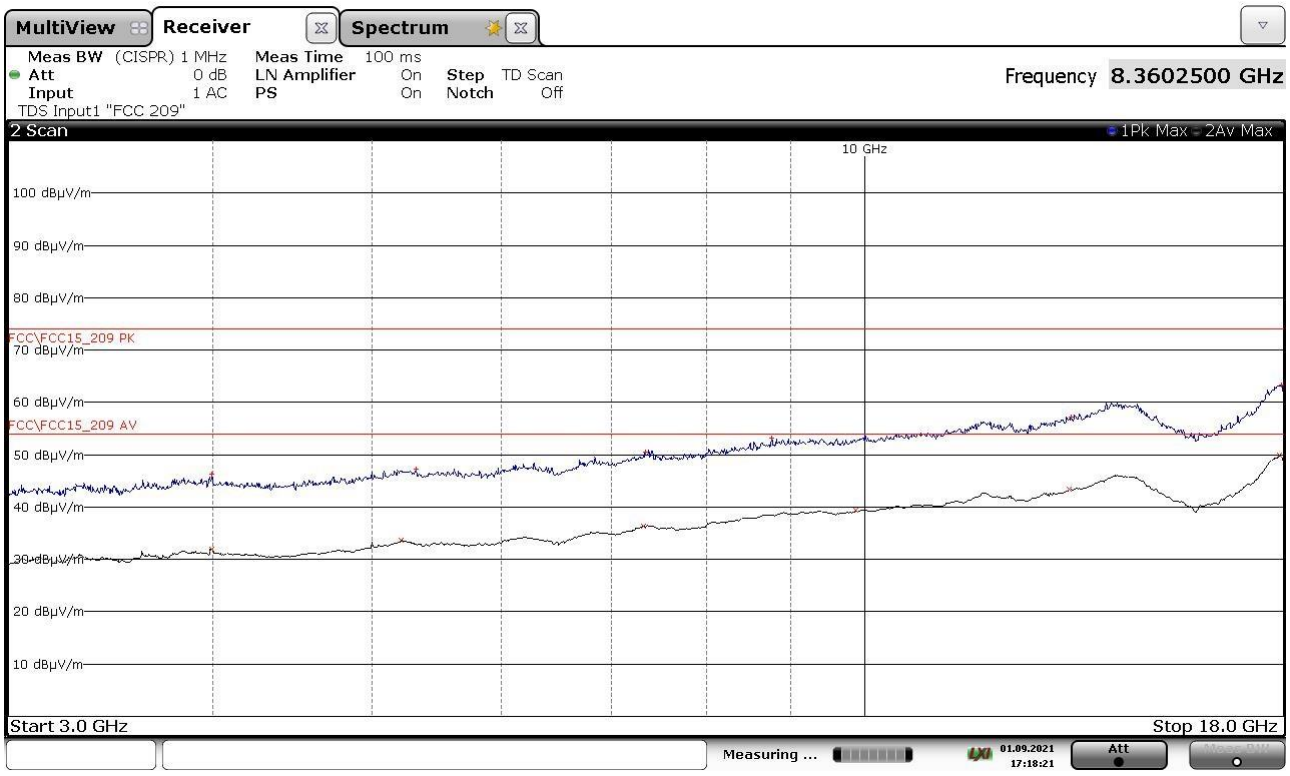


FINAL RESULT TABLE

| MAX PEAK | | | AVERAGE | | |
|---|---|---|---|---|---|
| Freq Hz | Lev dBuV/m | Margin dB | Freq Hz | Lev dBuV/m | Margin dB |
| 3994000000 | +46,22 | -27,76 | 3992500000 | +32,04 | -21,94 |
| 5318750000 | +47,18 | -26,80 | 5212250000 | +33,61 | -20,37 |
| 7338250000 | +50,55 | -23,43 | 7322000000 | +36,37 | -17,61 |
| 8769750000 | +53,20 | -20,78 | 9870750000 | +39,34 | -14,64 |
| 13348250000 | +57,23 | -16,75 | 13311750000 | +43,45 | -10,53 |
| 17957500000 | +63,38 | -10,60 | 17909250000 | +49,91 | -4,07 |

21184009_2

De Rosso 21184010G horiz 3m ch1 mod G

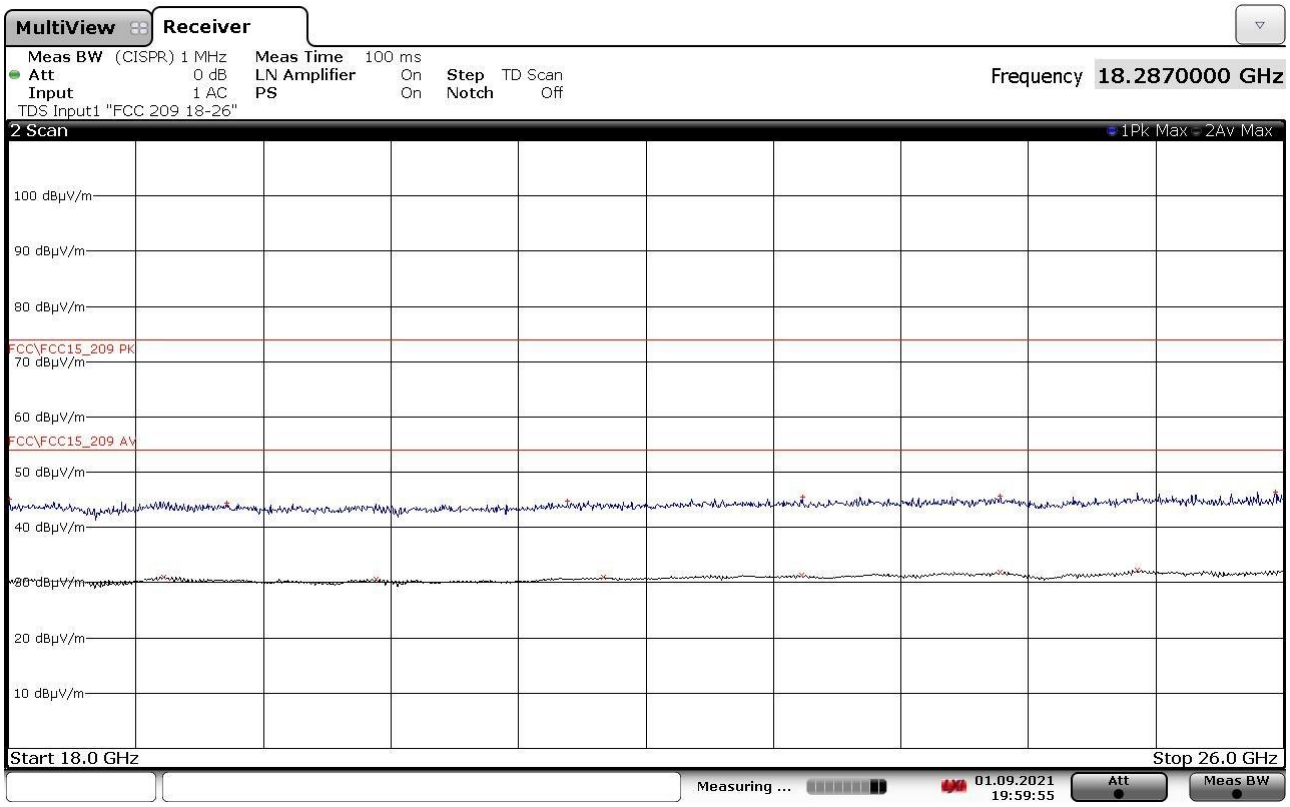


FINAL RESULT TABLE

| MAX PEAK | | | AVERAGE | | |
|---|---|---|---|---|---|
| Freq Hz | Lev dBuV/m | Margin dB | Freq Hz | Lev dBuV/m | Margin dB |
| 18006500000 | +45,05 | -28,93 | 18973500000 | +31,04 | -22,94 |
| 19368250000 | +44,38 | -29,60 | 20305750000 | +30,67 | -23,31 |
| 21507000000 | +44,77 | -29,21 | 21735750000 | +30,95 | -23,03 |
| 22983000000 | +45,47 | -28,51 | 22976750000 | +31,37 | -22,61 |
| 24222000000 | +45,63 | -28,35 | 24222000000 | +31,95 | -22,03 |
| 25952250000 | +46,37 | -27,61 | 25080250000 | +32,27 | -21,71 |

21184010_2

De Rosso 21184011G vert 3m ch1 mod G

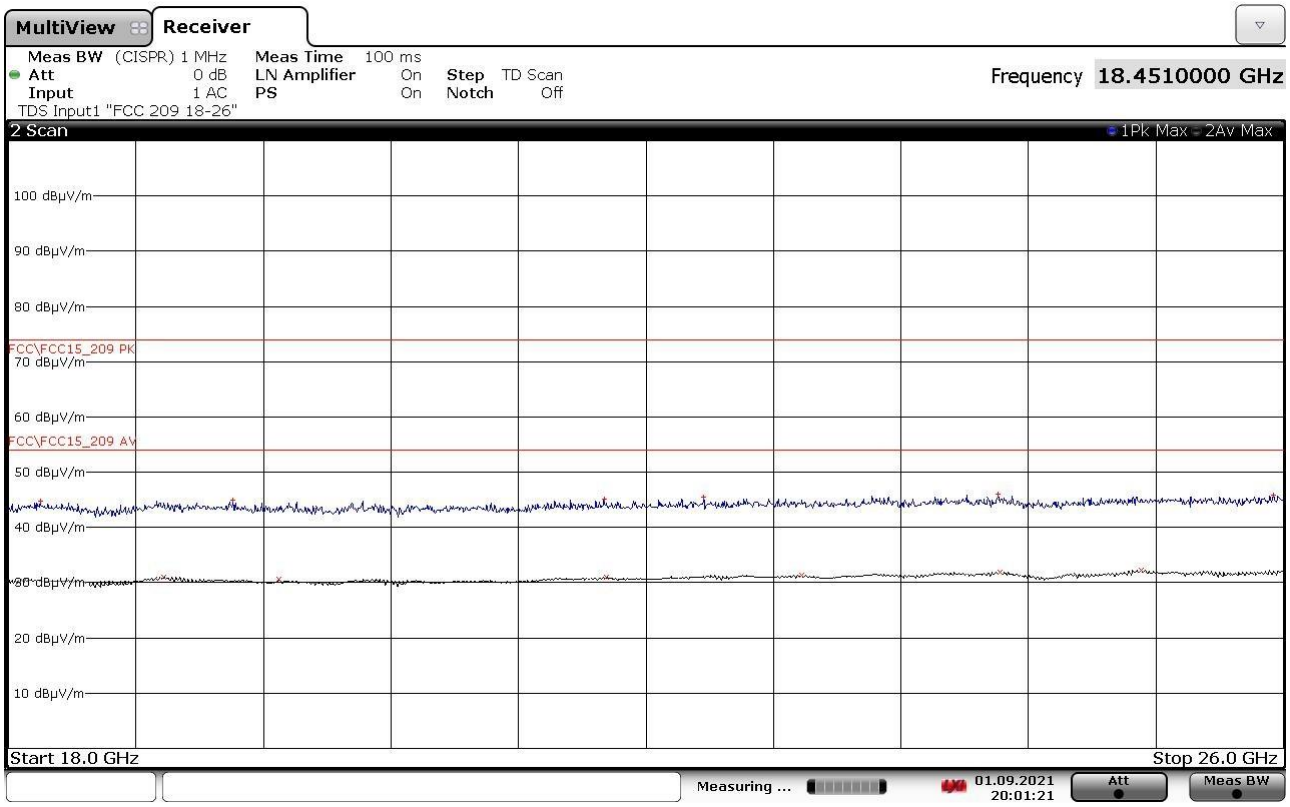


FINAL RESULT TABLE

| MAX PEAK | | | AVERAGE | | |
|---|---|---|---|---|---|
| Freq Hz | Lev dBuV/m | Margin dB | Freq Hz | Lev dBuV/m | Margin dB |
| 18199500000 | +44,76 | -29,22 | 18973500000 | +31,02 | -22,96 |
| 19406250000 | +44,98 | -29,00 | 19696250000 | +30,66 | -23,32 |
| 21736500000 | +45,14 | -28,84 | 21754750000 | +30,95 | -23,03 |
| 22363500000 | +45,41 | -28,57 | 22976000000 | +31,36 | -22,62 |
| 24209000000 | +46,02 | -27,96 | 24221500000 | +31,96 | -22,02 |
| 25936250000 | +45,91 | -28,07 | 25106250000 | +32,30 | -21,68 |

21184011_2

De Rosso 21184012G horiz 3m ch7 mod G

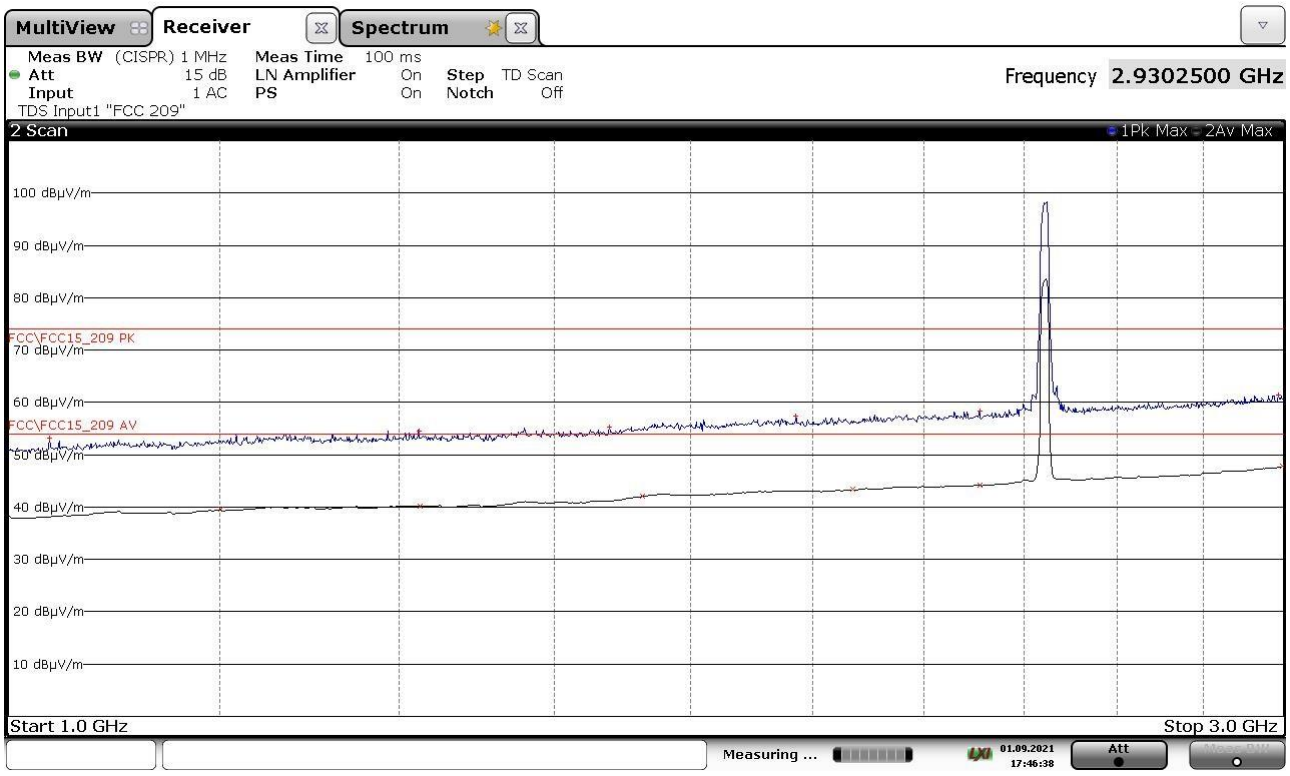


FINAL RESULT TABLE

| MAX PEAK | | | AVERAGE | | |
|---|---|---|---|---|---|
| Freq Hz | Lev dBuV/m | Margin dB | Freq Hz | Lev dBuV/m | Margin dB |
| 1036000000 | +53,09 | -20,89 | 1200500000 | +39,55 | -14,43 |
| 1424000000 | +54,48 | -19,50 | 1426000000 | +40,26 | -13,72 |
| 1678000000 | +55,25 | -18,73 | 1727500000 | +42,08 | -11,90 |
| 1971250000 | +57,30 | -16,68 | 2069500000 | +43,37 | -10,61 |
| 2309000000 | +58,37 | -15,61 | 2309000000 | +44,12 | -9,86 |
| 2986750000 | +61,37 | -12,61 | 2996250000 | +47,74 | -6,24 |

21184012_2

De Rosso 21184013G vert 3m ch7 mod G

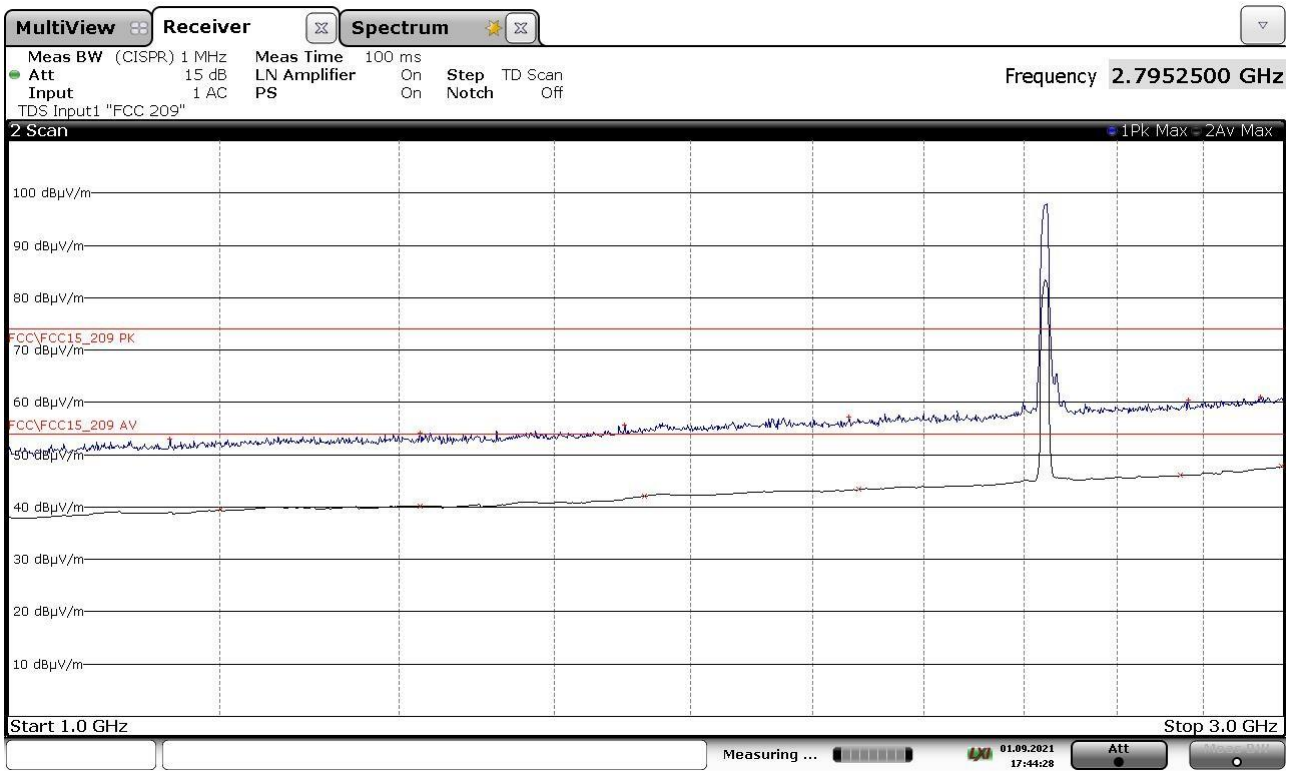


FINAL RESULT TABLE

| MAX PEAK | | | AVERAGE | | |
|---|---|---|---|---|---|
| Freq Hz | Lev dBuV/m | Margin dB | Freq Hz | Lev dBuV/m | Margin dB |
| 1149500000 | +52,93 | -21,05 | 1200750000 | +39,55 | -14,43 |
| 1425750000 | +54,15 | -19,83 | 1426250000 | +40,25 | -13,73 |
| 1700750000 | +55,76 | -18,22 | 1730250000 | +42,09 | -11,89 |
| 2063250000 | +57,17 | -16,81 | 2080000000 | +43,34 | -10,64 |
| 2763000000 | +60,39 | -13,59 | 2745750000 | +46,14 | -7,84 |
| 2940000000 | +60,99 | -12,99 | 2995000000 | +47,74 | -6,24 |

21184013_2

De Rosso 21184014G horiz 3m ch7 mod G

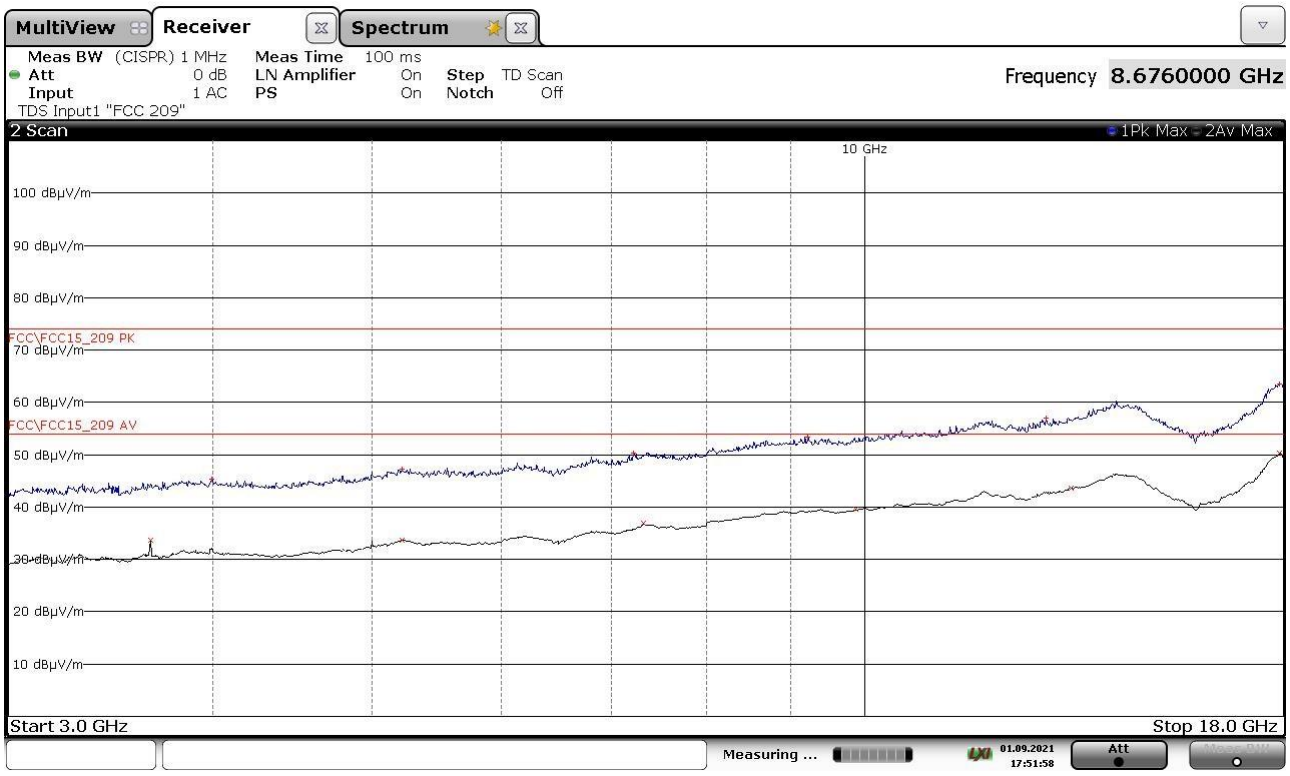


FINAL RESULT TABLE

| MAX PEAK | | | AVERAGE | | |
|---|---|---|---|---|---|
| Freq Hz | Lev dBuV/m | Margin dB | Freq Hz | Lev dBuV/m | Margin dB |
| 3993750000 | +45,29 | -28,69 | 3663000000 | +33,67 | -20,31 |
| 5214500000 | +47,23 | -26,75 | 5213000000 | +33,74 | -20,24 |
| 7222500000 | +50,25 | -23,73 | 7326000000 | +36,91 | -17,07 |
| 9225500000 | +53,44 | -20,54 | 9870250000 | +39,56 | -14,42 |
| 12897250000 | +57,09 | -16,89 | 13350750000 | +43,71 | -10,27 |
| 17906000000 | +63,57 | -10,41 | 17909750000 | +50,29 | -3,69 |

21184014_2

De Rosso 21184015G vert 3m ch7 mod G

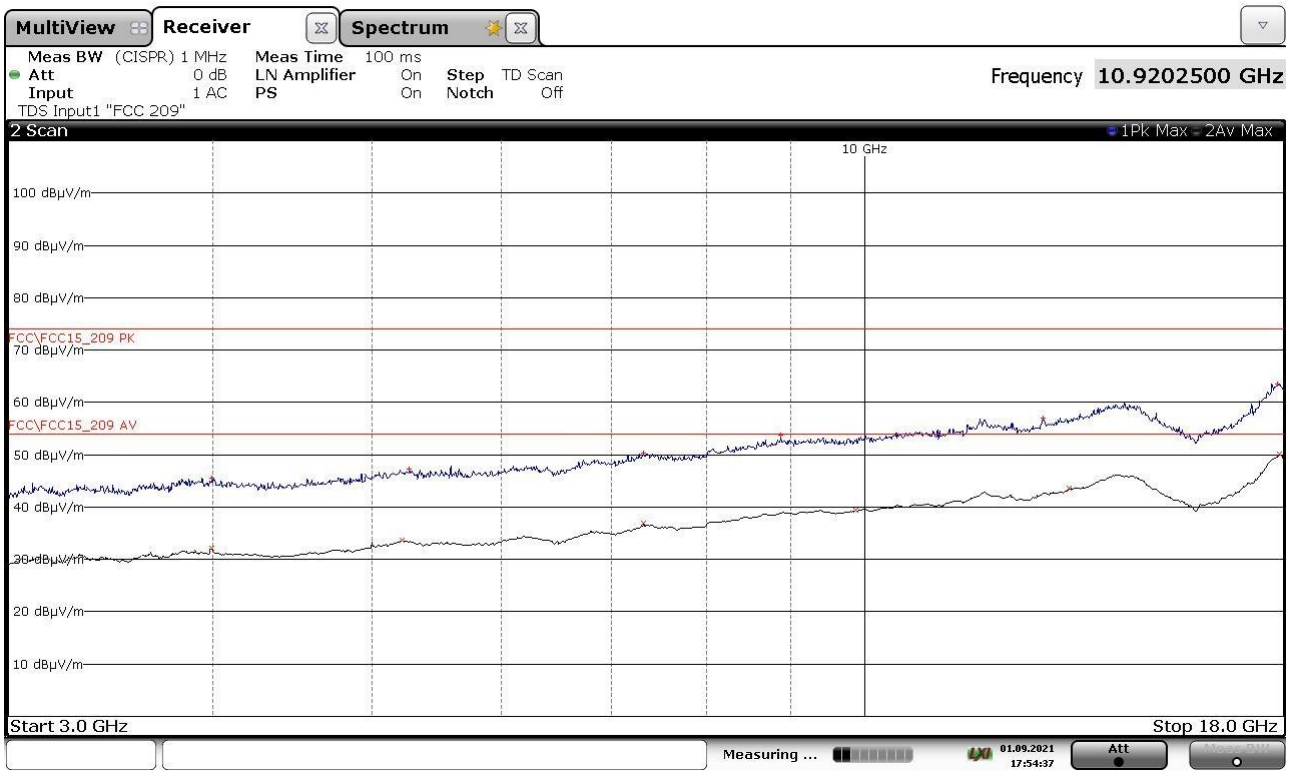


FINAL RESULT TABLE

| MAX PEAK | | | AVERAGE | | |
|---|---|---|---|---|---|
| Freq Hz | Lev dBuV/m | Margin dB | Freq Hz | Lev dBuV/m | Margin dB |
| 3993500000 | +45,61 | -28,37 | 3993500000 | +32,08 | -21,90 |
| 5269750000 | +47,16 | -26,82 | 5213000000 | +33,71 | -20,27 |
| 7324000000 | +50,29 | -23,69 | 7326000000 | +36,86 | -17,12 |
| 8879750000 | +53,70 | -20,28 | 9871250000 | +39,44 | -14,54 |
| 12837500000 | +57,09 | -16,89 | 13311750000 | +43,58 | -10,40 |
| 17854000000 | +63,47 | -10,51 | 17910750000 | +50,08 | -3,90 |

21184015_2

De Rosso 21184016G horiz 3m ch7 mod G

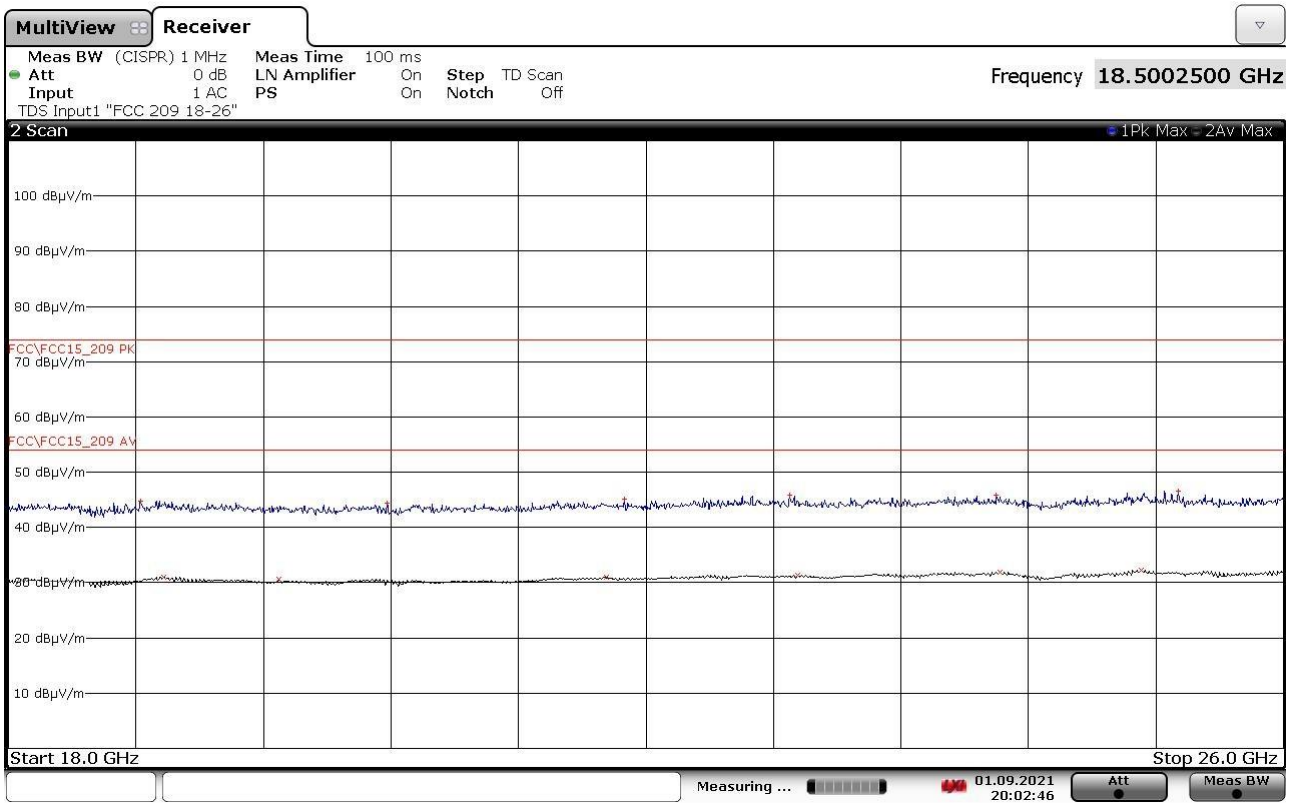


FINAL RESULT TABLE

| MAX PEAK | | | AVERAGE | | |
|---|---|---|---|---|---|
| Freq Hz | Lev dBuV/m | Margin dB | Freq Hz | Lev dBuV/m | Margin dB |
| 18827000000 | +44,83 | -29,15 | 18973000000 | +31,05 | -22,93 |
| 20377500000 | +44,48 | -29,50 | 19696250000 | +30,71 | -23,27 |
| 21862500000 | +45,08 | -28,90 | 21753750000 | +30,99 | -22,99 |
| 22900750000 | +45,79 | -28,19 | 22950250000 | +31,40 | -22,58 |
| 24195750000 | +45,78 | -28,20 | 24221500000 | +31,98 | -22,00 |
| 25340750000 | +46,64 | -27,34 | 25105500000 | +32,29 | -21,69 |

21184016_2

De Rosso 21184017G vert 3m ch7 mod G

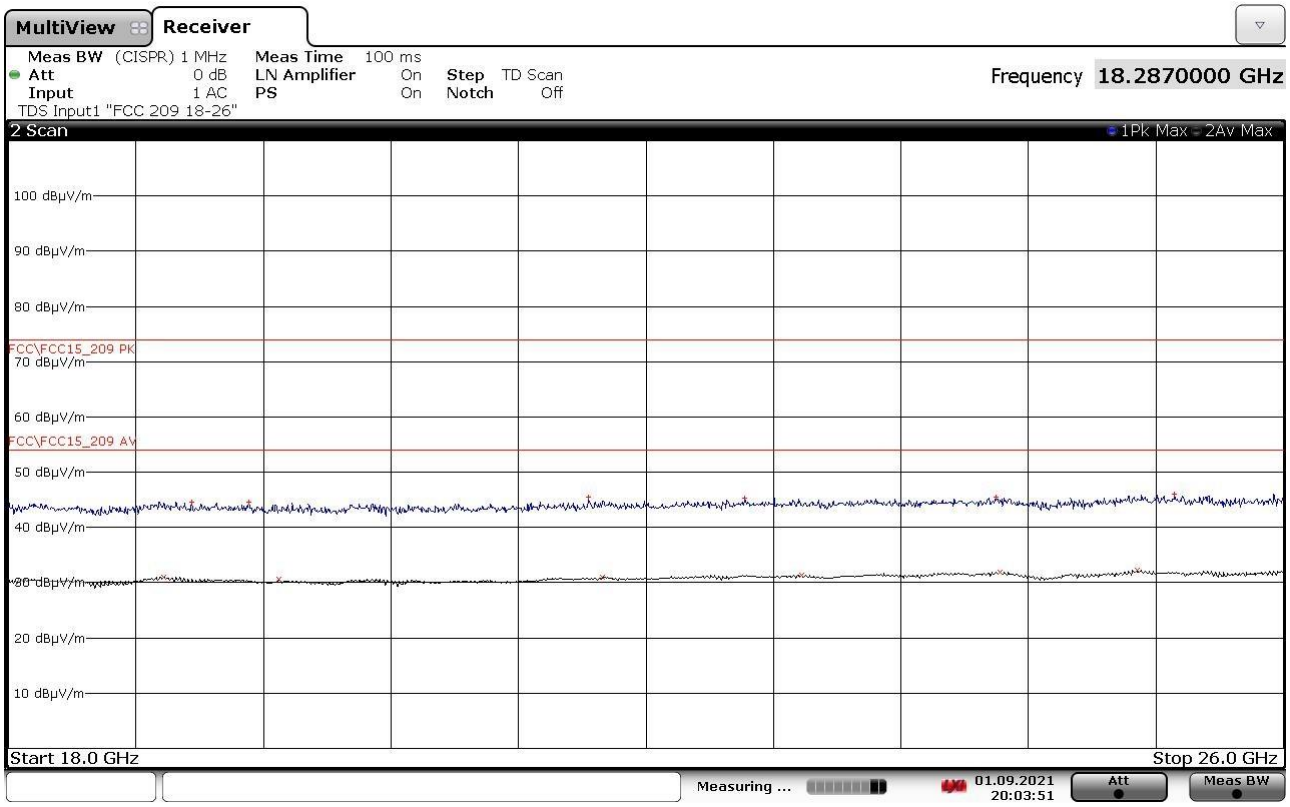


FINAL RESULT TABLE

| MAX PEAK | | | AVERAGE | | |
|---|---|---|---|---|---|
| Freq Hz | Lev dBuV/m | Margin dB | Freq Hz | Lev dBuV/m | Margin dB |
| 19149000000 | +44,65 | -29,33 | 18973750000 | +31,03 | -22,95 |
| 19509250000 | +44,53 | -29,45 | 19696250000 | +30,67 | -23,31 |
| 21641000000 | +45,53 | -28,45 | 21728000000 | +30,97 | -23,01 |
| 22619750000 | +45,32 | -28,66 | 22975000000 | +31,37 | -22,61 |
| 24194750000 | +45,41 | -28,57 | 24221500000 | +31,95 | -22,03 |
| 25313250000 | +46,10 | -27,88 | 25080500000 | +32,27 | -21,71 |

21184017_2

De Rosso 21184018G horiz 3m ch11 mod G

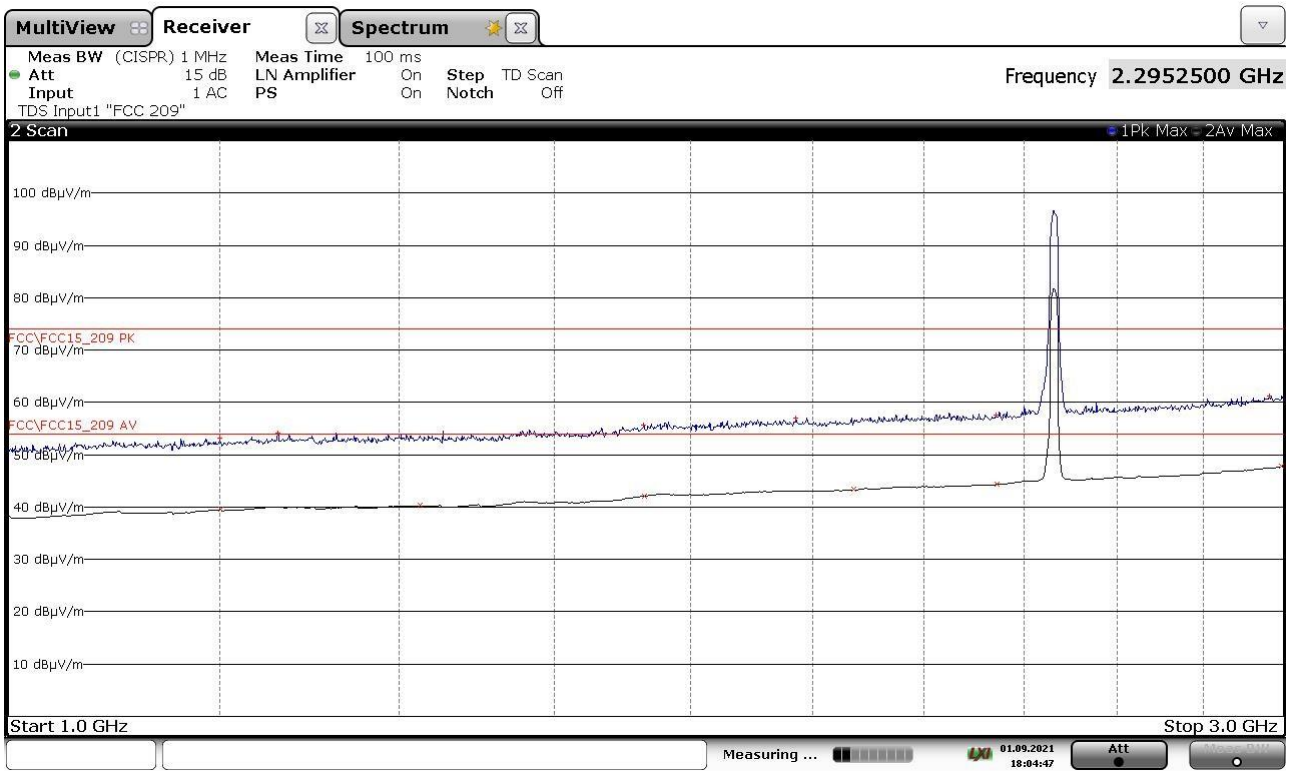


FINAL RESULT TABLE

| MAX PEAK | | | AVERAGE | | |
|---|---|---|---|---|---|
| Freq Hz | Lev dBuV/m | Margin dB | Freq Hz | Lev dBuV/m | Margin dB |
| 1116500000 | +58,47 | -15,51 | 1200500000 | +44,58 | -9,40 |
| 1432500000 | +59,20 | -14,78 | 1426250000 | +45,23 | -8,75 |
| 1703500000 | +60,21 | -13,77 | 1729250000 | +47,15 | -6,83 |
| 2046000000 | +63,19 | -10,79 | 2080000000 | +48,41 | -5,57 |
| 2365750000 | +63,56 | -10,42 | 2365750000 | +49,45 | -4,53 |
| 2946750000 | +66,38 | -7,60 | 2995250000 | +52,75 | -1,23 |

21184018_2

De Rosso 21184019G vert 3m ch11 mod G

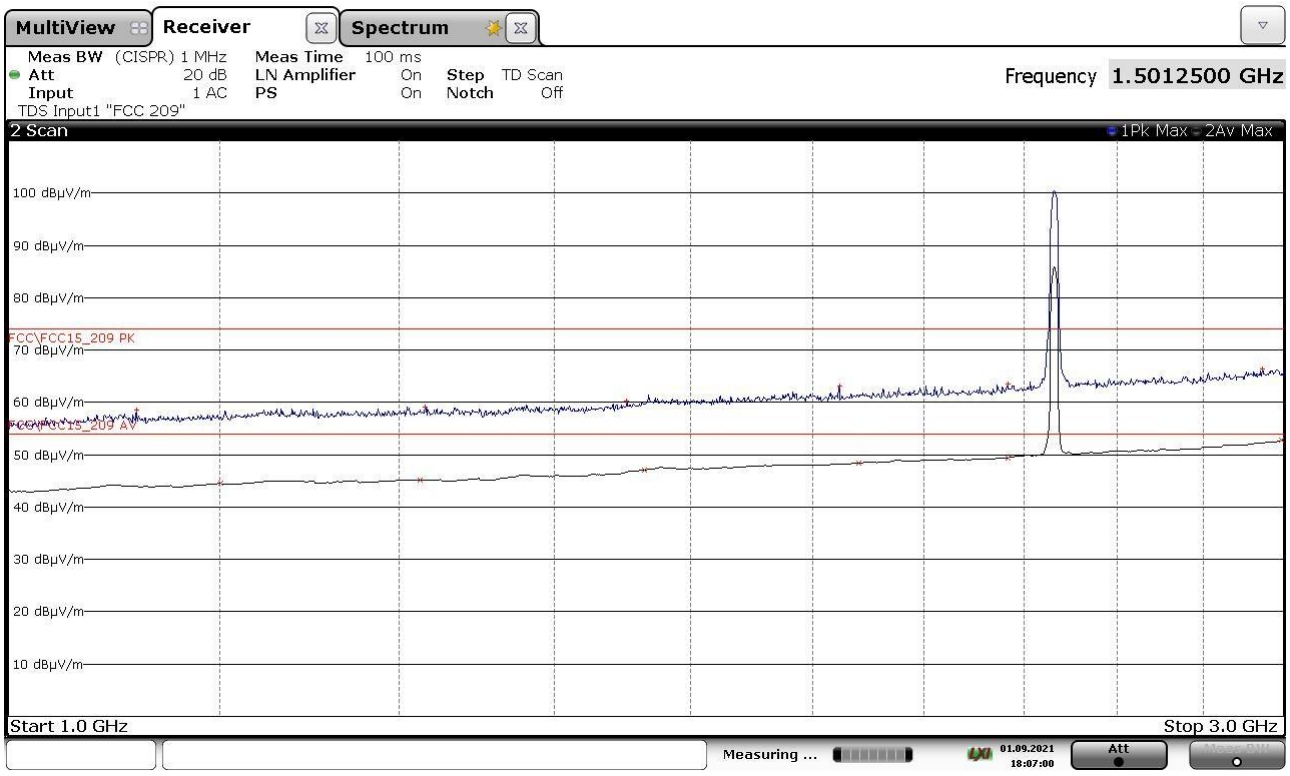


## FINAL RESULT TABLE

| MAX PEAK | | | AVERAGE | | |
|---|---|---|---|---|---|
| Freq Hz | Lev dBuV/m | Margin dB | Freq Hz | Lev dBuV/m | Margin dB |
| 1116500000 | +58,47 | -15,51 | 1200500000 | +44,58 | -9,40 |
| 1432500000 | +59,20 | -14,78 | 1426250000 | +45,23 | -8,75 |
| 1703500000 | +60,21 | -13,77 | 1729250000 | +47,15 | -6,83 |
| 2046000000 | +63,19 | -10,79 | 2080000000 | +48,41 | -5,57 |
| 2365750000 | +63,56 | -10,42 | 2365750000 | +49,45 | -4,53 |
| 2946750000 | +66,38 | -7,60 | 2995250000 | +52,75 | -1,23 |

21184019_2

De Rosso 21184020G horiz 3m ch11 mod G

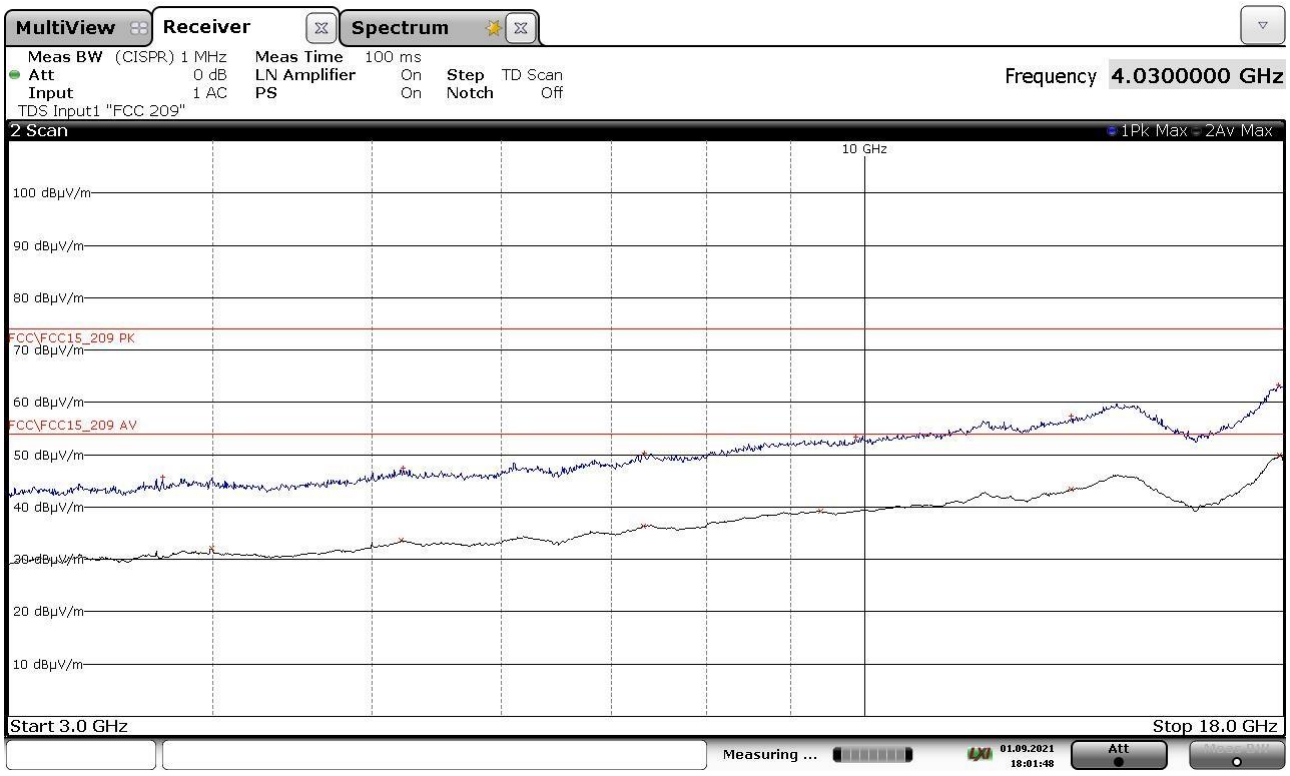


FINAL RESULT TABLE

| MAX PEAK | | | AVERAGE | | |
|---|---|---|---|---|---|
| Freq Hz | Lev dBuV/m | Margin dB | Freq Hz | Lev dBuV/m | Margin dB |
| 3727750000 | +45,69 | -28,29 | 3993250000 | +32,05 | -21,93 |
| 5223250000 | +47,37 | -26,61 | 5212250000 | +33,64 | -20,34 |
| 7330250000 | +50,31 | -23,67 | 7322750000 | +36,42 | -17,56 |
| 9867750000 | +53,28 | -20,70 | 9389250000 | +39,30 | -14,68 |
| 13351500000 | +57,31 | -16,67 | 13350250000 | +43,49 | -10,49 |
| 17886250000 | +63,36 | -10,62 | 17909250000 | +49,93 | -4,05 |

21184020_2

De Rosso 21184021G vert 3m ch11 mod G

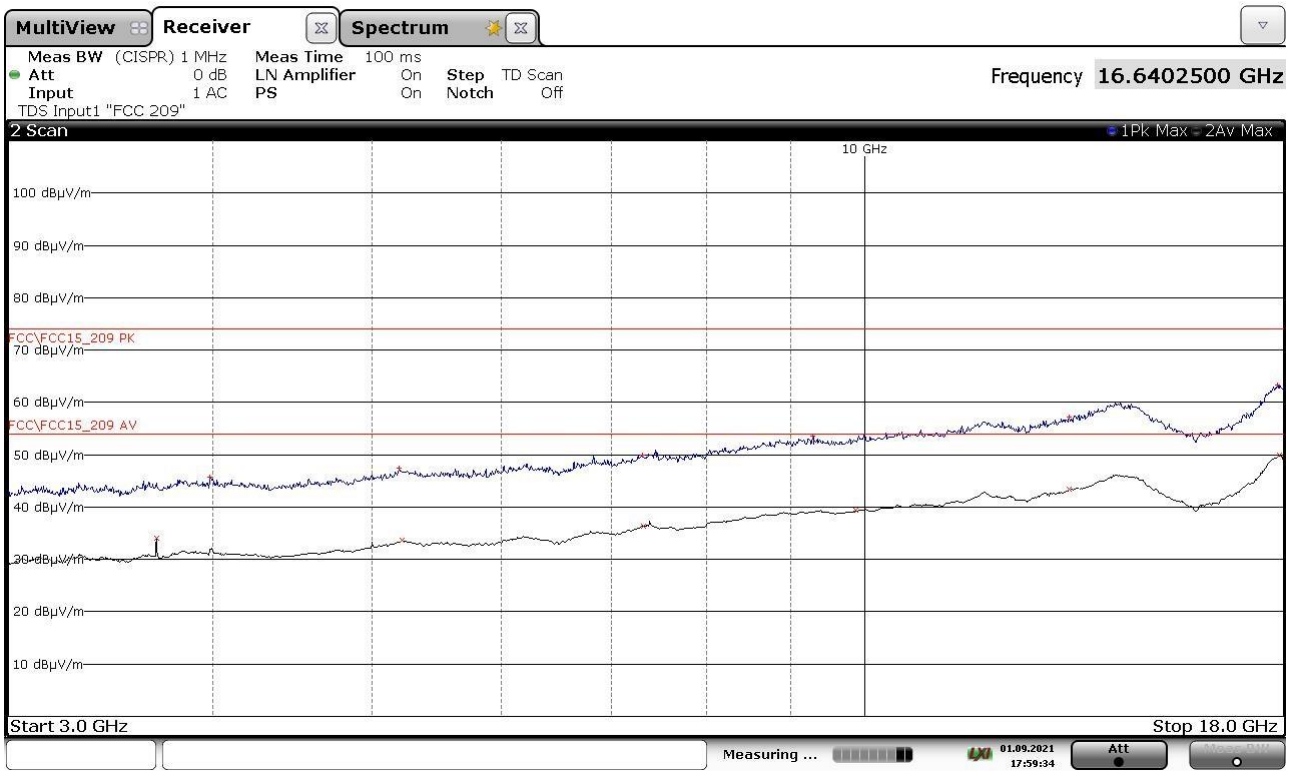


FINAL RESULT TABLE

| MAX PEAK | | | AVERAGE | | |
|---|---|---|---|---|---|
| Freq Hz | Lev dBuV/m | Margin dB | Freq Hz | Lev dBuV/m | Margin dB |
| 3980750000 | +45,71 | -28,27 | 3693000000 | +34,00 | -19,98 |
| 5196250000 | +47,41 | -26,57 | 5213000000 | +33,65 | -20,33 |
| 7312000000 | +49,85 | -24,13 | 7323500000 | +36,41 | -17,57 |
| 9294250000 | +53,63 | -20,35 | 9870250000 | +39,37 | -14,61 |
| 13314000000 | +57,13 | -16,85 | 13310750000 | +43,50 | -10,48 |
| 17860500000 | +63,34 | -10,64 | 17908750000 | +49,96 | -4,02 |

21184021_2

De Rosso 21184022G horiz 3m ch11 mod G

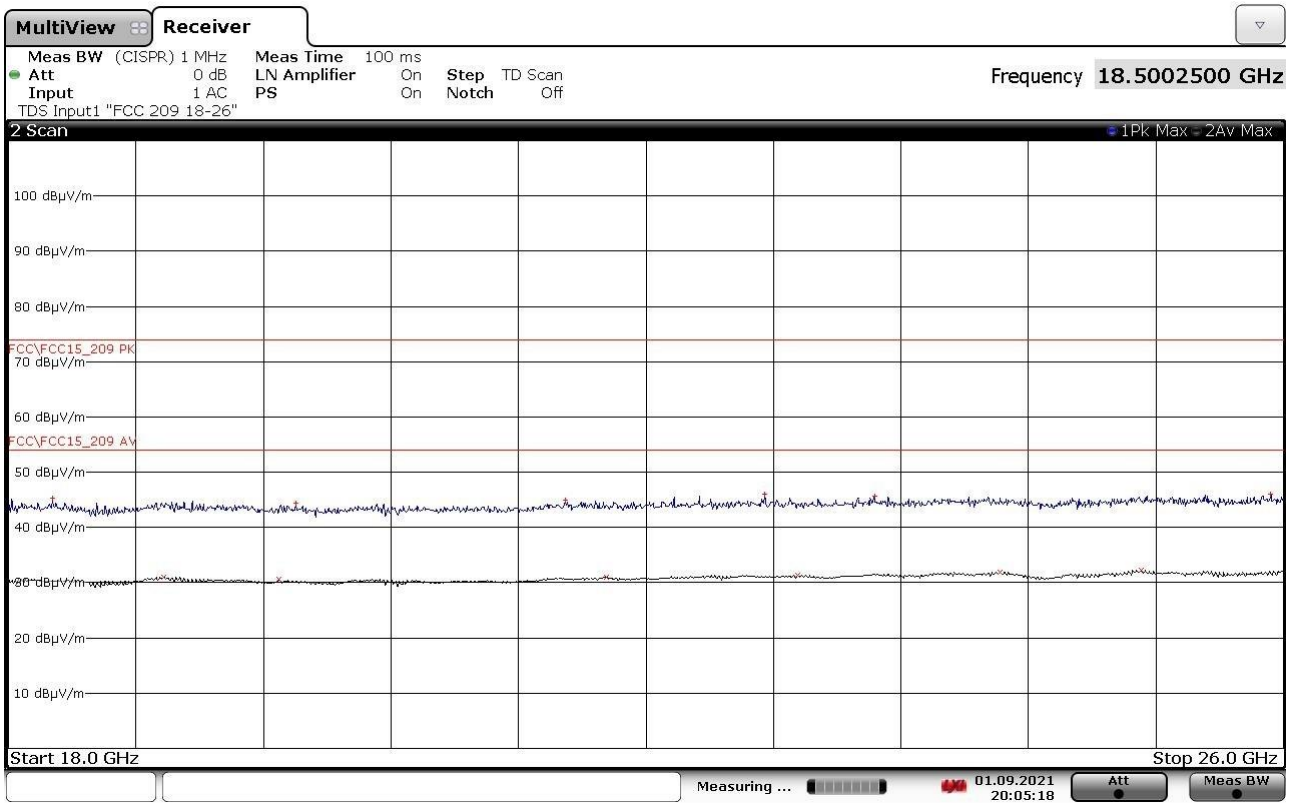


FINAL RESULT TABLE

| MAX PEAK | | | AVERAGE | | |
|---|---|---|---|---|---|
| Freq Hz | Lev dBuV/m | Margin dB | Freq Hz | Lev dBuV/m | Margin dB |
| 18278000000 | +45,25 | -28,73 | 18974000000 | +31,04 | -22,94 |
| 19804250000 | +44,31 | -29,67 | 19696250000 | +30,71 | -23,27 |
| 21492500000 | +44,93 | -29,05 | 21753750000 | +30,98 | -23,00 |
| 22745500000 | +46,00 | -27,98 | 22949000000 | +31,38 | -22,60 |
| 23433000000 | +45,65 | -28,33 | 24222000000 | +31,95 | -22,03 |
| 25921250000 | +46,07 | -27,91 | 25105000000 | +32,25 | -21,73 |

21184022_2