Prüfbericht-Nr.: *Test report no.*:	**CN25615P 004**	**Auftrags-Nr.:** *Order no.*:	168516757	Seite 1 von 22 *Page 1 of 22*
Kunden-Referenz-Nr.: *Client reference no.*:	N/A	**Auftragsdatum:** *Order date:*	2024-12-03	
Auftraggeber: *Client*:	Aptiv Electronics (Suzhou) Co., Ltd. No. 123, Changyang Street, Suzhou Industrial Park, Suzhou, China			
Prüfgegenstand: *Test item*:	DHU2.5_A (Digital Cockpit Head Unit)			
Bezeichnung / Typ-Nr.: *Identification / Type no.*:	DHU2.5_A			
Auftrags-Inhalt: *Order content*:	Test Report			
Prüfgrundlage: *Test specification*:	CFR Title 47 FCC Part 15: Subpart E Section 15.407			

Wareneingangsdatum: *Date of sample receipt*:	2024-12-20	Please refer to Photo Document
Prüfmuster-Nr.: *Test sample no:*	A003881754-001~018	
Prüfzeitraum: *Testing period*:	2025-01-14 - 2025-01-20	
Ort der Prüfung: *Place of testing*:	TÜV Rheinland (Shenzhen) Co., Ltd.	
Prüflaboratorium: *Testing laboratory:*	TÜV Rheinland (Shenzhen) Co., Ltd.	
Prüfergebnis*: *Test result*:*	Pass	

geprüft von: tested by:	X Jonathan Li Signed by: Jonathan Li	**genehmigt von:** *authorized by*:	X Bell Hu Signed by: Bell Hu
Datum: *Date:* 2025-02-10		**Ausstellungsdatum:** *Issue date:* 2025-02-10	
Stellung / Position:	Sachverständige(r)/Expert	**Stellung** / Position:	Sachverständige(r)/Expert

Sonstiges / *Other*:	FCC ID: 2AX7A-DHU2-5-A This report is for 5GHz Wi-Fi (Module AF66T).
Zustand des Prüfgegenstandes bei Anlieferung: *Condition of the test item at delivery*:	Prüfmuster vollständig und unbeschädigt *Test item complete and undamaged*

* Legende:	P(ass) = entspricht o.g. Prüfgrundlage(n)	F(ail) = entspricht nicht o.g. Prüfgrundlage(n)	N/A = nicht anwendbar	N/T = nicht getestet
** Legend:*	*P(ass) = passed a.m. test specification(s)*	*F(ail) = failed a.m. test specification(s)*	*N/A = not applicable*	*N/T = not tested*

Dieser Prüfbericht bezieht sich nur auf das o.g. Prüfmuster und darf ohne Genehmigung der Prüfstelle nicht auszugsweise vervielfältigt werden. Dieser Bericht berechtigt nicht zur Verwendung eines Prüfzeichens.
This test report only relates to the above mentioned test sample. Without permission of the test center this test report is not permitted to be duplicated in extracts. This test report does not entitle to carry any test mark.

Anmerkungen
Remarks

1	Alle eingesetzten Prüfmittel waren zum angegebenen Prüfzeitraum gemäß eines festgelegten Kalibrierungsprogramms unseres Prüfhauses kalibriert. Sie entsprechen den in den Prüfprogrammen hinterlegten Anforderungen. Die Rückverfolgbarkeit der eingesetzten Prüfmittel ist durch die Einhaltung der Regelungen unseres Managementsystems gegeben. Detaillierte Informationen bezüglich Prüfkonditionen, Prüfequipment und Messunsicherheiten sind im Prüflabor vorhanden und können auf Wunsch bereitgestellt werden. *The equipment used during the specified testing period was calibrated according to our test laboratory calibration program. The equipment fulfils the requirements included in the relevant standards. The traceability of the test equipment used is ensured by compliance with the regulations of our management system.* *Detailed information regarding test conditions, equipment and measurement uncertainty is available in the test laboratory and could be provided on request.*
2	Wie vertraglich vereinbart, wurde dieses Dokument nur digital unterzeichnet. Der TÜV Rheinland hat nicht überprüft, welche rechtlichen oder sonstigen diesbezüglichen Anforderungen für dieses Dokument gelten. Diese Überprüfung liegt in der Verantwortung des Benutzers dieses Dokuments. Auf Verlangen des Kunden kann der TÜV Rheinland die Gültigkeit der digitalen Signatur durch ein gesondertes Dokument bestätigen. Diese Anfrage ist an unseren Vertrieb zu richten. Eine Umweltgebühr für einen solchen zusätzlichen Service wird erhoben. Informationen zur Verifizierung der Authentizität unserer Dokumente erhalten Sie auf folgender Webseite: go.tuv.com/digital-signature *As contractually agreed, this document has been signed digitally only. TUV Rheinland has not verified and unable to verify which legal or other pertaining requirements are applicable for this document. Such verification is within the responsibility of the user of this document. Upon request by its client, TUV Rheinland can confirm the validity of the digital signature by a separate document. Such request shall be addressed to our Sales department. An environmental fee for such additional service will be charged. For information on verifying the authenticity of our documents, please visit the following website: go.tuv.com/digital-signature*
3	Prüfklausel mit der Note * wurden an qualifizierte Unterauftragnehmer vergeben und sind unter der jeweiligen Prüfklausel des Berichts beschrieben. Abweichungen von Prüfspezifikation(en) oder Kundenanforderungen sind in der jeweiligen Prüfklausel im Bericht aufgeführt. *Test clauses with remark of * are subcontracted to qualified subcontractors and descripted under the respective test clause in the report.* *Deviations of testing specification(s) or customer requirements are listed in specific test clause in the report.*
4	Die Entscheidungsregel für Konformitätserklärungen basierend auf numerischen Messergebnisen in diesem Prüfbericht basiert auf der "Null-Grenzwert-Regel" und der "Einfachen Akzeptanz" gemäß ILAC G8:2019 und IEC Guide 115:2021, es sei denn, in der auf Seite 1 dieses Berichts genannten angewandten Norm ist etwas anderes festgelegt oder vom Kunden gewünscht. Dies bedeutet, dass die Messunsicherheit nicht berücksichtigt wird und daher auch nicht im Prüfbericht angegeben wird. Zu weiteren Informationen bezueglich des Risikos durch diese Entscheidungsregel siehe ILAC G8:2019. *The decision rule for statements of conformity, based on numerical measurement results, in this test report is based on the "Zero Guard Band Rule" and "Simple Acceptance" in accordance with ILAC G8:2019 and IEC Guide 115:2021, unless otherwise specified in the applied standard mentioned on Page 1 of this report or requested by the customer. This means that measurement uncertainty is not taken in account and hence also not declared in the test report. For additional information to the resulting risk based of this decision rule please refer to ILAC G8:2019.*

Test Summary

5.1.1 ANTENNA REQUIREMENT
RESULT: Pass

5.1.2 MAXIMUM PEAK CONDUCTED OUTPUT POWER
RESULT: Pass

5.1.3 CONDUCTED POWER SPECTRAL DENSITY
RESULT: Pass

5.1.4 FREQUENCY STABILITY
RESULT: Pass

5.1.5 26DB BANDWIDTH AND 99% BANDWIDTH
RESULT: Pass

5.1.6 6DB BANDWIDTH
RESULT: Pass

5.1.7 RADIATED SPURIOUS EMISSION
RESULT: Pass

5.1.8 DYNAMIC FREQUENCY SELECTION (DFS)
RESULT: Pass

Contents

1 GENERAL REMARKS 5
1.1 COMPLEMENTARY MATERIALS 5
2 TEST SITES 6
2.1 TEST FACILITIES 6
2.2 LIST OF TEST AND MEASUREMENT INSTRUMENTS 6
2.3 TRACEABILITY 7
2.4 CALIBRATION 7
2.5 MEASUREMENT UNCERTAINTY 7
2.6 LOCATION OF ORIGINAL DATA 7
2.7 STATUS OF FACILITY USED FOR TESTING 7
3 GENERAL PRODUCT INFORMATION 8
3.1 PRODUCT FUNCTION AND INTENDED USE 8
3.2 RATINGS AND SYSTEM DETAILS 8
3.3 INDEPENDENT OPERATION MODES 9
3.4 NOISE GENERATING AND NOISE SUPPRESSING PARTS 10
3.5 SUBMITTED DOCUMENTS 10
4 TEST SET-UP AND OPERATION MODES 11
4.1 PRINCIPLE OF CONFIGURATION SELECTION 11
4.2 TEST OPERATION AND TEST SOFTWARE 11
4.3 SPECIAL ACCESSORIES AND AUXILIARY EQUIPMENT 11
4.4 COUNTERMEASURES TO ACHIEVE EMC COMPLIANCE 11
4.5 TEST SETUP DIAGRAM 12
5 TEST RESULTS 14
5.1 TRANSMITTER REQUIREMENT & TEST SUITES 14
5.1.1 Antenna Requirement 14
5.1.2 Maximum Peak Conducted Output Power 15
5.1.3 Conducted Power Spectral Density 16
5.1.4 Frequency Stability 17
5.1.5 26dB Bandwidth and 99% Bandwidth 18
5.1.6 6dB Bandwidth 19
5.1.7 Radiated Spurious Emission 20
5.1.8 Dynamic Frequency Selection (DFS) 21
6 PHOTOGRAPHS OF THE TEST SET-UP 22
7 LIST OF TABLES 22

1 General Remarks

1.1 Complementary Materials

All attachments are integral parts of this test report. This applies especially to the following appendix:

Appendix A: Test Results of 5GHz Wi-Fi

Appendix B: Photographs of the Test Set-up

2 Test Sites

2.1 Test Facilities

TÜV Rheinland (Shenzhen) Co., Ltd.
2-3F, 101 & 102, No.2, Nuclear Power Industrial Park, Fuming Community, Fucheng Street, Longhua District, Shenzhen 518000, People's Republic of China

FCC Accreditation Designation No.: CN1260

ISED wireless device testing laboratory: 25069

2.2 List of Test and Measurement Instruments

Table 1: List of Test and Measurement Equipment

Radio Spectrum Testing (SRD-Tonscend)					
Equipment	**Manufacturer**	**Model**	**Serial No.**	**Cal. Date**	**Cal. until**
EXA Signal Analyzer, Multi-touch	Keysight	N9010B	MY60241175	2024-09-26	2025-09-25
MXG X-Series RF Vector Signal Generator	Keysight	N5182B	MY61250137	2024-09-26	2025-09-25
EXG X-Series Microwave Analog Signal Generator	Keysight	N5173B	MY61250141	2024-09-26	2025-09-25
DC power supply	Keysight	E3642A	MY61276100	2024-09-26	2025-09-25
Power Control Unit	Tonscend	JS0806-4ADC	N/A	2024-09-26	2025-09-25
Automation Control Unit	Tonscend	JS0806-2	21C8060396	2024-09-26	2025-09-25
Test Software	Tonscend	JS1120-3	N/A	N/A	N/A
Control PC	Lenovo	TianYi510S-071MB	YLX23JMF	N/A	N/A
Shielding Room	Albatross	SR1	APC17151-SR1	2024-09-14	2027-09-13
Unwanted Emission Testing (TS9975)					
Equipment	**Manufacturer**	**Model**	**Serial No.**	**Cal. Date**	**Cal. until**
EMI Test Receiver	R&S	ESR 7	102021	2024-09-29	2025-09-28
Signal Analyzer	R&S	FSV 40	101439	2024-09-29	2025-09-28
System Controller Interface	R&S	SCI-100	S10010038	N/A	N/A
Filterbank	R&S	Wlan	100759	2024-09-29	2025-09-28
OSP	R&S	OSP 120	102040	N/A	N/A
Pre-amplifier	R&S	SCU08F1	08320031	2024-09-29	2025-09-28
Amplifier	R&S	SCU-18F	180070	2024-09-29	2025-09-28
Amplifier	R&S	SCU40A	100475	2024-09-29	2025-09-28
Trilog Broadband Antenna (30 MHz - 7 GHz)	Schwarzbeck	VULB 9162	193	2024-09-28	2025-09-27
Double-Ridged Antenna	ETS-LINDGREN	3117	00218717	2024-09-28	2025-09-27

(1 -18 GHz)					
Wideband Ridged Horn Antenna (18-40 GHz)	Steatite	QMS-00880	19067	2024-09-28	2025-09-27
Active Loop Antenna	Schwarzbeck	FMZB 1513	302	2024-09-28	2025-09-27
Test software	R&S	EMC32 (V10.60.10)	N/A	N/A	N/A
Control PC	Dell	OptiPlex 7050	36NV9P2	N/A	N/A
3m Semi-Anechoic Chamber	Albatross	SAC-3m	APC17151-SAC	2024-09-14	2027-09-13

2.3 Traceability

All measurement equipment calibrations are traceable to NIM (National Institute of Metrology) or where calibration is performed in other countries, to equivalent nationally recognized standards organizations.

2.4 Calibration

Equipment requiring calibration is calibrated periodically by the manufacturer or according to manufacturer's specifications. Additionally all equipment is verified for proper performance on a regular basics using in house standards or comparisons.

2.5 Measurement Uncertainty

The estimated combined standard uncertainty for radiated emissions and conducted emissions measurements as below table.

Table 2: Measurement Uncertainty

Parameter	Uncertainty (k=2)
RF output power, conducted	± 0.99 dB
Occupied Channel Bandwidth	± 2.08 %
RF power density, conducted	± 0.99 dB
Unwanted Emissions, conducted	± 0.89 dB
All emissions, radiated	±4.17 dB

2.6 Location of Original Data

The original copies of all test data taken during actual testing were attached at Appendix A & B of this report and delivered to the applicant. A copy has been retained in the TÜV Rheinland (Shenzhen) Co., Ltd. File for certification follow-up purposes.

2.7 Status of Facility Used for Testing

The TÜV Rheinland (Shenzhen) Co., Ltd. Test facility located at 2-3F, 101 & 102, No.2, Nuclear Power Industrial Park, Fuming Community, Fucheng Street, Longhua District, Shenzhen 518000, People's Republic of China is listed on the US Federal Communications Commission list of facilities approved to perform measurements.

3 General Product Information

3.1 Product Function and Intended Use

The EUT is an Intelligent cockpit domain controller which supports Bluetooth dual mode, 2.4GHz Wi-Fi, 5GHz Wi-Fi and FM/DAB wireless technologies.
The EUT has a BT module AH20C and a BT/WIFI module AF66T.

For details refer to the User Manual, Technical Description and Circuit Diagram.

3.2 Ratings and System Details

Table 3: Technical Specification of EUT

General Information of EUT	Value
Kind of Equipment:	DHU2.5_A (Digital Cockpit Head Unit)
Type Designation:	DHU2.5_A
FCC ID:	2AX7A-DHU2-5-A
Operating Voltage:	DC 9~16V
Testing Voltage:	DC 12V
Operating Temperature Range:	-40 °C ~ +85 °C
Technical Specification of 5GHz Wi-Fi (Module AF66T)	
Operating Frequency:	5180-5240MHz, 5260-5320MHz, 5500-5700MHz, 5745-5825MHz
Protocol:	802.11 a/n20/n40/ac20/ac40/ac80/ax/20/ax40/ax80
Channel Number:	5180-5240MHz: 7CHs, 5260-5320MHz: 7CHs 5500-5700MHz: 18CHs, 5745-5825MHz: 8CHs
Type of Modulation:	OFDM(BPSK/QPSK/16QAM/64QAM/256QAM/1024QAM)
Data Rate:	6/9/12/18/24/36/48/54 Mbps for 802.11a MCS0~MCS7 for 802.11n MCS0~MCS9 for 802.11ac MCS0-MCS11 for 802.11ax(only Full RU)
Channel Separation:	20MHz, 40MHz, 80MHz
Antenna Type:	Integral Antenna
Antenna Number:	1Tx1Rx for SISO mode, 2Tx2Rx for MIMO mode
Antenna Gain:	6.65 dBi Max. for ANT1 5.84 dBi Max for ANT2 (5180-5320MHz & 5500-5700MHz) 6.61 dBi Max. for ANT1 5.52 dBi Max for ANT2 (5745-5825MHz) (Provided by the Client)

Note: The correctness of all data provided by customer in the test report is ensured and responsible of the customer. Any misjudgment of the test results caused by the use of incorrect data provided by customer shall be borne by the customer.

Table 4: RF Channel and Frequency of 5GHz Wi-Fi

U-NII-1					
20MHz Bandwidth		**40MHz Bandwidth**		**80MHz Bandwidth**	
Channel	Frequency (MHz)	Channel	Frequency (MHz)	Channel	Frequency (MHz)
36	5180	38	5190	42	5210
40	5200	46	5230		
44	5220				
48	5240				

U-NII-2A					
20MHz Bandwidth		**40MHz Bandwidth**		**80MHz Bandwidth**	
Channel	Frequency (MHz)	Channel	Frequency (MHz)	Channel	Frequency (MHz)
52	5260	54	5270	58	5290
56	5280	62	5310		
60	5300				
64	5320				

U-NII-2C					
20MHz Bandwidth		**40MHz Bandwidth**		**80MHz Bandwidth**	
Channel	Frequency (MHz)	Channel	Frequency (MHz)	Channel	Frequency (MHz)
100	5500	102	5510	106	5530
104	5520	110	5550	122	5610
108	5540	118	5590		
112	5560	126	5630		
116	5580	134	5670		
120	5600				
124	5620				
128	5640				
132	5660				
136	5680				
140	5700				

U-NII-3					
20MHz Bandwidth		**40MHz Bandwidth**		**80MHz Bandwidth**	
Channel	Frequency (MHz)	Channel	Frequency (MHz)	Channel	Frequency (MHz)
149	5745	151	5755	155	5775
153	5765	159	5795		
157	5785				
161	5805				
165	5825				

3.3 Independent Operation Modes

The basic operation modes are:

A. On, 5G Wi-Fi wireless transmitting mode

1. Low channel
2. Middle channel

3. High channel

B. Off

3.4 Noise Generating and Noise Suppressing Parts

Refer to Circuit Diagram for further details.

3.5 Submitted Documents

- Application Form
- ID Label and Location Info
- User Manual
- Operation Description

4 Test Set-up and Operation Modes

4.1 Principle of Configuration Selection

Radio Spectrum: The equipment under test (EUT) was configured at its highest power output in order to measure its highest possible radiation and conducted level. The test modes were adapted accordingly in reference to the instructions for use.

Emission: The equipment under test (EUT) was configured to measure its highest possible radiation level. The test modes were adapted accordingly in reference to the instructions for use.

4.2 Test Operation and Test Software

Test operation refers to test setup in chapter 5. All tests were performed according to the procedures in ANSI C63.10: 2013.

According to clause 3.1, all tests were performed on model *DHU2.5_A* in this report.

4.3 Special Accessories and Auxiliary Equipment

Table 5: List of Accessories and Auxiliary Equipment

Description	Manufacturer	Model	S/N	Rating
DC power Supply	Topward	3303D	809332	0-30 Volts, 0-3 Amps
Laptop	Lenovo	T480	PF-16A6N8	N/A

4.4 Countermeasures to Achieve EMC Compliance

The test sample which has been tested contained the noise suppression parts as described in the Technical Construction File (TCF).

No additional measures were employed to achieve compliance.

4.5 Test Setup Diagram

Diagram of Measurement Configuration for Radiation Test (Below 1GHz)

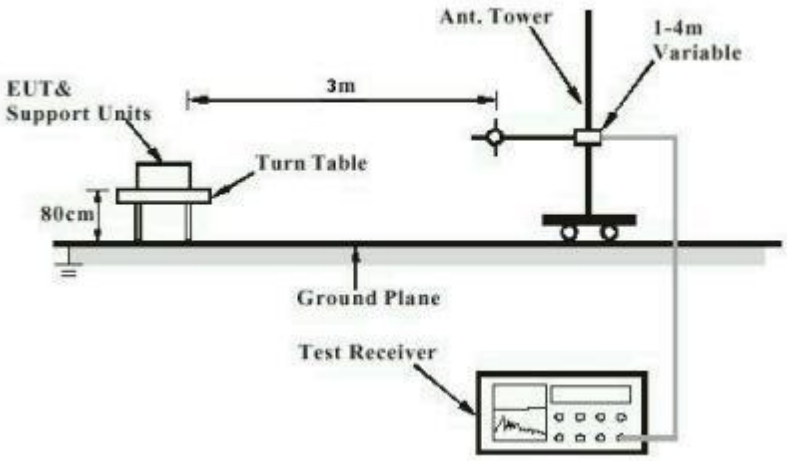

Diagram of Measurement Configuration for Radiation Test (Above 1GHz)

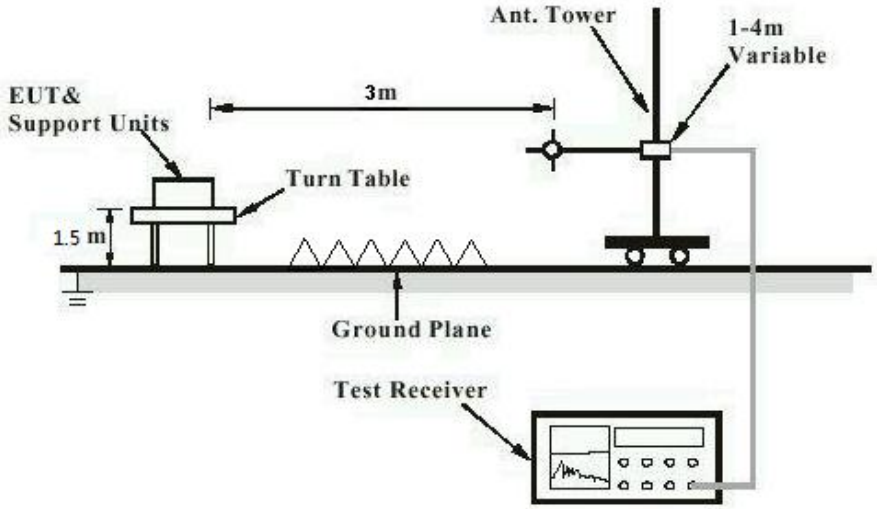

Diagram of Measurement Configuration for Conducted Transmitter Measurement

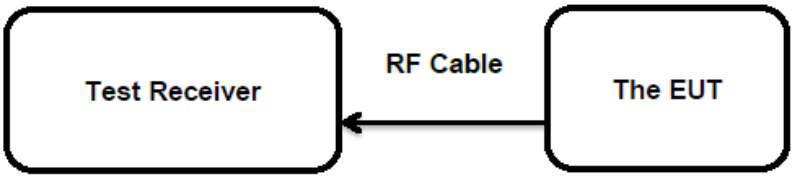

Diagram of Measurement Configuration for Dynamic Frequency Selection (DFS)

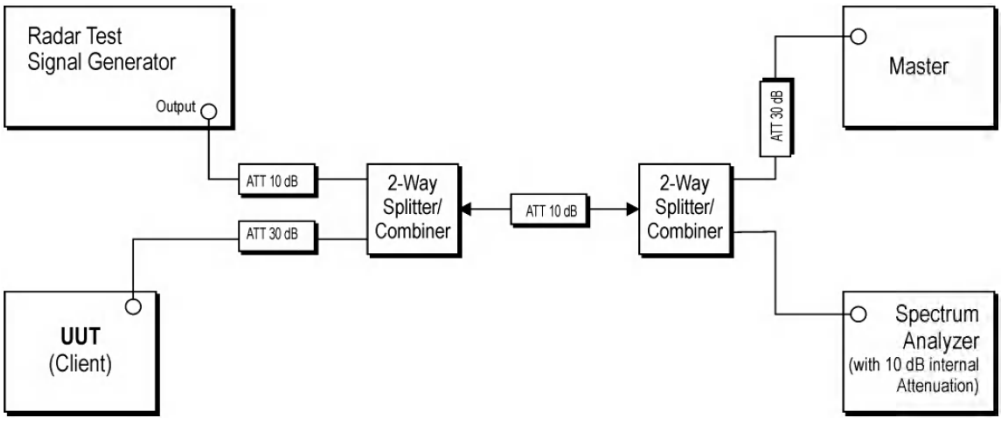

5 Test Results

5.1 Transmitter Requirement & Test Suites

5.1.1 Antenna Requirement

RESULT: **Pass**

Test Specification

Test standard : FCC Part 15.203

According to the manufacturer declared, the EUT has two Integral Antennas, the directional gain of antenna are as below
6.65 dBi Max. for ANT1
5.84 dBi Max for ANT2 (5180-5320MHz & 5500-5700MHz)
6.61 dBi Max. for ANT1
5.52 dBi Max for ANT2 (5745-5825MHz), and the antenna connector is designed with permanent attachment and no consideration of replacement.

Therefore, the EUT is considered sufficient to comply with the provision.

Refer to EUT Photo for further details.

5.1.2 Maximum Conducted Output Power

RESULT: **Pass**

Test Specification

Test standard	:	FCC Part 15.407(a)(1)&(2)&(4)
Basic standard	:	ANSI C63.10: 2013
Limits	:	FCC: <250mW (24dBm) (5150-5250MHz) *<250mW (24dBm) (5250-5350MHz, 5470-5725MHz) *250 mW (24dBm) or 11 dBm + 10 log B, where B is the 26 dB emission bandwidth in MHz, where is lesser. <1W (30dBm) (5725-5850MHz)
Kind of test site	:	Shielded Room

Test Setup

Date of testing	:	2025-01-14 to 2025-01-20
Input voltage	:	DC 12V
Operation mode	:	A
Test channel	:	Low / Middle / High
Ambient temperature	:	25 ℃
Relative humidity	:	45 %
Atmospheric pressure	:	101 kPa

Note: If transmitting antennas of directional gain greater than 6 dBi are used, both the maximum conducted output power and the maximum power spectral density shall be reduced by the amount in dB that the directional gain of the antenna exceeds 6 dBi.
For the measurement records(RMS output power), refer to the appendix A.

5.1.3 Conducted Power Spectral Density

RESULT: **Pass**

Test Specification

Test standard	:	FCC part 15.407(a)
Basic standard	:	ANSI C63.10: 2013 KDB 789033 D02 v01r03
Limits	:	FCC: <11dBm/MHz (5150-5250MHz 5250-5350MHz, 5470-5725MHz) <30dBm/500KHz (5725-5850MHz)
Kind of test site	:	Shielded Room

Test Setup

Date of testing	:	2025-01-14 to 2025-01-15
Input voltage	:	DC 12V
Operation mode	:	A
Test channel	:	Low / Middle / High
Ambient temperature	:	25 ℃
Relative humidity	:	45 %
Atmospheric pressure	:	101 kPa

Note: If transmitting antennas of directional gain greater than 6 dBi are used, both the maximum conducted output power and the maximum power spectral density shall be reduced by the amount in dB that the directional gain of the antenna exceeds 6 dBi.
For the measurement records, refer to the appendix A.

5.1.4 Frequency Stability

RESULT: **Pass**

Test Specification

Test standard	:	FCC Part 15.407(g)
Basic standard	:	ANSI C63.10: 2013
Limits	:	Within assigned bands
Kind of test site	:	Shielded Room

Test Setup

Date of testing	:	2025-01-14 to 2025-01-15
Input voltage	:	DC 12V
Operation mode	:	A
Test channel	:	Low / Middle / High
Ambient temperature	:	25 ℃
Relative humidity	:	45 %
Atmospheric pressure	:	101 kPa

For the measurement records, refer to the appendix A.

5.1.5 26dB Bandwidth and 99% Bandwidth

RESULT: **Pass**

Test Specification

Test standard	:	FCC Part 15.407(e)
Basic standard	:	ANSI C63.10: 2013
Limits	:	N/A
Kind of test site	:	Shielded Room

Test Setup

Date of testing	:	2025-01-14 to 2025-01-15
Input voltage	:	DC 12V
Operation mode	:	A
Test channel	:	Low / Middle / High
Ambient temperature	:	25 ℃
Relative humidity	:	45 %
Atmospheric pressure	:	101 kPa

For the measurement records, refer to the appendix A.

5.1.6 6dB Bandwidth

RESULT: **Pass**

Test Specification

Test standard	:	FCC Part 15.407(e)
Basic standard	:	ANSI C63.10: 2013
Limits	:	At least 500KHz (5725-5850MHz)
Kind of test site	:	Shielded Room

Test Setup

Date of testing	:	2025-01-14 to 2025-01-15
Input voltage	:	DC 12V
Operation mode	:	A
Test channel	:	Low / Middle / High
Ambient temperature	:	25 ℃
Relative humidity	:	45 %
Atmospheric pressure	:	101 kPa

For the measurement records, refer to the appendix A.

5.1.7 Radiated Spurious Emission

RESULT: **Pass**

Test Specification

Test standard	:	FCC Part 15.407(b) & FCC Part 15.205 & FCC Part 15.209
Basic standard	:	ANSI C63.10: 2013 KDB 789033 D02 v01r03
Limits	:	• For transmitters operating in the 5.15-5.25 GHz band: All emissions outside of the 5.15-5.35 GHz band shall not exceed an e.i.r.p. of −27 dBm/MHz. • For transmitters operating in the 5.25-5.35 GHz band: All emissions outside of the 5.15-5.35 GHz band shall not exceed an e.i.r.p. of −27 dBm/MHz. • For transmitters operating in the 5.47-5.725 GHz band: All emissions outside of the 5.47-5.725 GHz band shall not exceed an e.i.r.p. of −27 dBm/MHz. Emissions outside the band 5470-5600 MHz and 5650-5725 MHz shall not exceed -27 dBm/MHz e.i.r.p. • For transmitters operating in the 5.725-5.85 GHz band: All emissions shall be limited to a level of −27 dBm/MHz at 75 MHz or more above or below the band edge increasing linearly to 10 dBm/MHz at 25 MHz above or below the band edge, and from 25 MHz above or below the band edge increasing linearly to a level of 15.6 dBm/MHz at 5 MHz above or below the band edge, and from 5 MHz above or below the band edge increasing linearly to a level of 27 dBm/MHz at the band edge. • Restricted Bands meet the requirement of 15.209 limit
Kind of test site	:	3m Semi-anechoic Chamber

Test Setup

Date of testing	:	2025-01-17 to 2025-01-20
Input voltage	:	DC 12V
Operation mode	:	A
Test channel	:	Low / Middle / High
Ambient temperature	:	Refer to test result
Relative humidity	:	Refer to test result
Atmospheric pressure	:	101 kPa

Remark:
Testing was carried out within frequency range 9kHz to the tenth harmonics. Only the worst case spurious emissions configuration of the each mode were reported.

For the measurement records, refer to the appendix A.

5.1.8 Dynamic Frequency Selection (DFS)

RESULT: **Pass**

Test Specification

Test standard	:	FCC Part 15.407(h) RSS-247 clause 6.3
Basic standard	:	ANSI C63.10: 2013
Limits	:	5250-5350MHz, 5470-5725MHz Channel Move Time: Within 10 seconds. Channel Closing Transmission Time: 200ms+aggregate of 60ms over remaining 10s period; Non-Occupancy Period: at least 30 minutes.
Kind of test site	:	Shielded Room

Test Setup

Date of testing	:	2025-01-14 to 2025-01-20
Input voltage	:	DC 12V
Operation mode	:	A
Test channel	:	CH 52, CH 106
Ambient temperature	:	25 ℃
Relative humidity	:	45 %
Atmospheric pressure	:	101 kPa

For the measurement records, refer to the appendix A.

6 Photographs of the Test Set-Up

For photographs of the test set-up, refer to the appendix B.

7 List of Tables

Table 1: List of Test and Measurement Equipment 6
Table 2: Measurement Uncertainty 7
Table 3: Technical Specification of EUT 8
Table 4: RF Channel and Frequency of 5GHz Wi-Fi 9
Table 5: List of Accessories and Auxiliary Equipment 11

Appendix A: Test Results of 5GHz Wi-Fi

APPENDIX A: TEST RESULTS OF 5GHZ WI-FI **1**
APPENDIX A.1: TEST RESULTS OF MAXIMUM OUTPUT POWER 2
Test Result, SISO mode *2*
Test Result, MIMO mode *5*
APPENDIX A.2: TEST RESULTS OF CONDUCTED POWER SPECTRAL DENSITY 10
Test Result *10*
Test Graphs *15*
APPENDIX A.3: TEST RESULTS OF FREQUENCY STABILITY 72
Test Result *72*
APPENDIX A.4: TEST RESULTS OF 26DB BANDWIDTH 74
Test Result *74*
Test Graphs *76*
APPENDIX A.5: TEST RESULTS OF 99% BANDWIDTH 98
Test Result *98*
Test Graphs *100*
APPENDIX A.6: TEST RESULTS OF 6DB BANDWIDTH 129
Test Result *129*
Test Graphs *130*
APPENDIX A.7: TEST RESULTS OF RADIATED SPURIOUS EMISSIONS 137
30MHz - 1GHz *137*
1GHz - 18GHz *139*
APPENDIX A.8: TEST RESULTS OF RADIATED EMISSIONS IN RESTRICTED BANDS 155
APPENDIX A.9: TEST RESULTS OF DYNAMIC FREQUENCY SELECTION (DFS) 167
DFS Detection Thresholds *167*
Channel Move Time and Channel Closing Transmission Time *168*
Non-Occupancy Period *169*

Appendix A.1: Test Results of Maximum output power

Test Result, SISO mode

TestMode	Antenna	Channel	Result[dBm]	Limit[dBm]	Verdict
11A-CDD	Ant1	5180	16.08	≤23.98	PASS
	Ant2	5180	9.40	≤23.98	PASS
	Ant1	5200	16.27	≤23.98	PASS
	Ant2	5200	9.21	≤23.98	PASS
	Ant1	5240	16.08	≤23.98	PASS
	Ant2	5240	11.06	≤23.98	PASS
	Ant1	5260	16.15	≤23.98	PASS
	Ant2	5260	11.18	≤23.98	PASS
	Ant1	5280	16.03	≤23.98	PASS
	Ant2	5280	11.33	≤23.98	PASS
	Ant1	5320	15.90	≤23.98	PASS
	Ant2	5320	11.74	≤23.98	PASS
	Ant1	5500	14.88	≤23.98	PASS
	Ant2	5500	12.86	≤23.98	PASS
	Ant1	5580	15.44	≤23.98	PASS
	Ant2	5580	12.17	≤23.98	PASS
	Ant1	5700	13.71	≤23.98	PASS
	Ant2	5700	9.79	≤23.98	PASS
	Ant1	5745	12.31	≤30.00	PASS
	Ant2	5745	8.99	≤30.00	PASS
	Ant1	5785	11.83	≤30.00	PASS
	Ant2	5785	8.62	≤30.00	PASS
	Ant1	5825	11.32	≤30.00	PASS
	Ant2	5825	8.03	≤30.00	PASS
11N20SISO	Ant1	5180	15.94	≤23.98	PASS
	Ant2	5180	9.11	≤23.98	PASS
	Ant1	5200	16.00	≤23.98	PASS
	Ant2	5200	9.26	≤23.98	PASS
	Ant1	5240	15.83	≤23.98	PASS
	Ant2	5240	10.88	≤23.98	PASS
	Ant1	5260	15.84	≤23.98	PASS
	Ant2	5260	11.03	≤23.98	PASS
	Ant1	5280	15.82	≤23.98	PASS
	Ant2	5280	11.15	≤23.98	PASS
	Ant1	5320	15.47	≤23.98	PASS
	Ant2	5320	11.58	≤23.98	PASS
	Ant1	5500	14.52	≤23.98	PASS
	Ant2	5500	12.49	≤23.98	PASS
	Ant1	5580	15.13	≤23.98	PASS
	Ant2	5580	11.95	≤23.98	PASS
	Ant1	5700	12.80	≤23.98	PASS
	Ant2	5700	9.27	≤23.98	PASS
	Ant1	5745	11.91	≤30.00	PASS
	Ant2	5745	8.33	≤30.00	PASS
	Ant1	5785	11.42	≤30.00	PASS
	Ant2	5785	8.05	≤30.00	PASS
	Ant1	5825	11.04	≤30.00	PASS
	Ant2	5825	7.44	≤30.00	PASS
11N40SISO	Ant1	5190	16.21	≤23.98	PASS
	Ant2	5190	10.39	≤23.98	PASS
	Ant1	5230	15.55	≤23.98	PASS
	Ant2	5230	10.41	≤23.98	PASS
	Ant1	5270	15.44	≤23.98	PASS
	Ant2	5270	10.98	≤23.98	PASS
	Ant1	5310	15.92	≤23.98	PASS
	Ant2	5310	11.33	≤23.98	PASS
	Ant1	5510	14.90	≤23.98	PASS

	Ant2	5510	12.66	≤23.98	PASS
	Ant1	5550	15.28	≤23.98	PASS
	Ant2	5550	12.63	≤23.98	PASS
	Ant1	5670	12.95	≤23.98	PASS
	Ant2	5670	10.42	≤23.98	PASS
	Ant1	5755	11.33	≤30.00	PASS
	Ant2	5755	8.44	≤30.00	PASS
	Ant1	5795	10.80	≤30.00	PASS
	Ant2	5795	8.05	≤30.00	PASS
11AC2SISO	Ant1	5180	15.88	≤23.98	PASS
	Ant2	5180	8.51	≤23.98	PASS
	Ant1	5200	15.96	≤23.98	PASS
	Ant2	5200	8.41	≤23.98	PASS
	Ant1	5240	15.81	≤23.98	PASS
	Ant2	5240	10.73	≤23.98	PASS
	Ant1	5260	15.80	≤23.98	PASS
	Ant2	5260	10.64	≤23.98	PASS
	Ant1	5280	15.82	≤23.98	PASS
	Ant2	5280	10.82	≤23.98	PASS
	Ant1	5320	15.91	≤23.98	PASS
	Ant2	5320	11.23	≤23.98	PASS
	Ant1	5500	14.46	≤23.98	PASS
	Ant2	5500	12.37	≤23.98	PASS
	Ant1	5580	15.10	≤23.98	PASS
	Ant2	5580	11.88	≤23.98	PASS
	Ant1	5700	12.54	≤23.98	PASS
	Ant2	5700	9.41	≤23.98	PASS
	Ant1	5745	12.02	≤30.00	PASS
	Ant2	5745	8.54	≤30.00	PASS
	Ant1	5785	11.49	≤30.00	PASS
	Ant2	5785	8.12	≤30.00	PASS
	Ant1	5825	11.06	≤30.00	PASS
	Ant2	5825	7.50	≤30.00	PASS
11AC40SISO	Ant1	5190	15.51	≤23.98	PASS
	Ant2	5190	10.13	≤23.98	PASS
	Ant1	5230	15.55	≤23.98	PASS
	Ant2	5230	10.41	≤23.98	PASS
	Ant1	5270	15.42	≤23.98	PASS
	Ant2	5270	10.88	≤23.98	PASS
	Ant1	5310	15.67	≤23.98	PASS
	Ant2	5310	11.26	≤23.98	PASS
	Ant1	5510	14.93	≤23.98	PASS
	Ant2	5510	12.88	≤23.98	PASS
	Ant1	5550	15.47	≤23.98	PASS
	Ant2	5550	12.63	≤23.98	PASS
	Ant1	5670	12.75	≤23.98	PASS
	Ant2	5670	10.54	≤23.98	PASS
	Ant1	5755	11.67	≤30.00	PASS
	Ant2	5755	8.60	≤30.00	PASS
	Ant1	5795	10.80	≤30.00	PASS
	Ant2	5795	8.16	≤30.00	PASS
11AC80SISO	Ant1	5210	15.35	≤23.98	PASS
	Ant2	5210	9.98	≤23.98	PASS
	Ant1	5290	15.24	≤23.98	PASS
	Ant2	5290	10.82	≤23.98	PASS
	Ant1	5530	14.36	≤23.98	PASS
	Ant2	5530	12.05	≤23.98	PASS
	Ant1	5610	13.91	≤23.98	PASS
	Ant2	5610	11.15	≤23.98	PASS
	Ant1	5775	11.00	≤30.00	PASS
	Ant2	5775	8.28	≤30.00	PASS
11AX20SISO	Ant1	5180	16.03	≤23.98	PASS
	Ant2	5180	8.82	≤23.98	PASS

	Ant1	5200	16.06	≤23.98	PASS
	Ant2	5200	8.68	≤23.98	PASS
	Ant1	5240	16.18	≤23.98	PASS
	Ant2	5240	10.62	≤23.98	PASS
	Ant1	5260	15.87	≤23.98	PASS
	Ant2	5260	10.76	≤23.98	PASS
	Ant1	5280	15.86	≤23.98	PASS
	Ant2	5280	10.89	≤23.98	PASS
	Ant1	5320	16.03	≤23.98	PASS
	Ant2	5320	11.41	≤23.98	PASS
	Ant1	5500	14.62	≤23.98	PASS
	Ant2	5500	12.54	≤23.98	PASS
	Ant1	5580	15.45	≤23.98	PASS
	Ant2	5580	11.93	≤23.98	PASS
	Ant1	5700	12.63	≤23.98	PASS
	Ant2	5700	9.71	≤23.98	PASS
	Ant1	5745	12.15	≤30.00	PASS
	Ant2	5745	8.66	≤30.00	PASS
	Ant1	5785	11.83	≤30.00	PASS
	Ant2	5785	8.35	≤30.00	PASS
	Ant1	5825	11.21	≤30.00	PASS
	Ant2	5825	8.02	≤30.00	PASS
11AX40SISO	Ant1	5190	15.54	≤23.98	PASS
	Ant2	5190	10.08	≤23.98	PASS
	Ant1	5230	15.56	≤23.98	PASS
	Ant2	5230	10.24	≤23.98	PASS
	Ant1	5270	15.38	≤23.98	PASS
	Ant2	5270	10.85	≤23.98	PASS
	Ant1	5310	15.64	≤23.98	PASS
	Ant2	5310	11.36	≤23.98	PASS
	Ant1	5510	15.12	≤23.98	PASS
	Ant2	5510	12.53	≤23.98	PASS
	Ant1	5550	15.17	≤23.98	PASS
	Ant2	5550	12.64	≤23.98	PASS
	Ant1	5670	12.68	≤23.98	PASS
	Ant2	5670	10.35	≤23.98	PASS
	Ant1	5755	11.36	≤30.00	PASS
	Ant2	5755	8.71	≤30.00	PASS
	Ant1	5795	10.77	≤30.00	PASS
	Ant2	5795	8.34	≤30.00	PASS
11AX80SISO	Ant1	5210	15.44	≤23.98	PASS
	Ant2	5210	10.26	≤23.98	PASS
	Ant1	5290	15.34	≤23.98	PASS
	Ant2	5290	11.09	≤23.98	PASS
	Ant1	5530	14.38	≤23.98	PASS
	Ant2	5530	12.36	≤23.98	PASS
	Ant1	5610	14.23	≤23.98	PASS
	Ant2	5610	11.25	≤23.98	PASS
	Ant1	5775	11.26	≤30.00	PASS
	Ant2	5775	8.41	≤30.00	PASS

Test Result, MIMO mode

TestMode	Antenna	Channel	Result[dBm]	Limit[dBm]	Verdict
11A-CDD	Ant1	5180	16.97	≤23.98	PASS
	Ant2	5180	10.22	≤23.98	PASS
	total	5180	17.80	≤23.98	PASS
	Ant1	5200	17.12	≤23.98	PASS
	Ant2	5200	10.02	≤23.98	PASS
	total	5200	17.89	≤23.98	PASS
	Ant1	5240	16.90	≤23.98	PASS
	Ant2	5240	11.90	≤23.98	PASS
	total	5240	18.09	≤23.98	PASS
	Ant1	5260	16.96	≤23.98	PASS
	Ant2	5260	12.01	≤23.98	PASS
	total	5260	18.17	≤23.98	PASS
	Ant1	5280	16.86	≤23.98	PASS
	Ant2	5280	12.15	≤23.98	PASS
	total	5280	18.12	≤23.98	PASS
	Ant1	5320	16.72	≤23.98	PASS
	Ant2	5320	12.55	≤23.98	PASS
	total	5320	18.13	≤23.98	PASS
	Ant1	5500	15.69	≤23.98	PASS
	Ant2	5500	13.69	≤23.98	PASS
	total	5500	17.81	≤23.98	PASS
	Ant1	5580	16.28	≤23.98	PASS
	Ant2	5580	12.98	≤23.98	PASS
	total	5580	17.95	≤23.98	PASS
	Ant1	5700	14.53	≤23.98	PASS
	Ant2	5700	10.62	≤23.98	PASS
	total	5700	16.01	≤23.98	PASS
	Ant1	5745	13.12	≤30.00	PASS
	Ant2	5745	9.80	≤30.00	PASS
	total	5745	14.78	≤30.00	PASS
	Ant1	5785	12.65	≤30.00	PASS
	Ant2	5785	9.42	≤30.00	PASS
	total	5785	14.34	≤30.00	PASS
	Ant1	5825	12.13	≤30.00	PASS
	Ant2	5825	8.83	≤30.00	PASS
	total	5825	13.80	≤30.00	PASS
11N20MIMO	Ant1	5180	16.74	≤23.98	PASS
	Ant2	5180	9.93	≤23.98	PASS
	total	5180	17.56	≤23.98	PASS
	Ant1	5200	16.82	≤23.98	PASS
	Ant2	5200	10.08	≤23.98	PASS
	total	5200	17.65	≤23.98	PASS
	Ant1	5240	16.68	≤23.98	PASS
	Ant2	5240	11.70	≤23.98	PASS
	total	5240	17.88	≤23.98	PASS
	Ant1	5260	16.66	≤23.98	PASS
	Ant2	5260	11.86	≤23.98	PASS
	total	5260	17.90	≤23.98	PASS
	Ant1	5280	16.65	≤23.98	PASS
	Ant2	5280	11.97	≤23.98	PASS
	total	5280	17.92	≤23.98	PASS
	Ant1	5320	16.30	≤23.98	PASS
	Ant2	5320	12.40	≤23.98	PASS
	total	5320	17.78	≤23.98	PASS
	Ant1	5500	15.34	≤23.98	PASS
	Ant2	5500	13.30	≤23.98	PASS
	total	5500	17.45	≤23.98	PASS
	Ant1	5580	15.96	≤23.98	PASS
	Ant2	5580	12.79	≤23.98	PASS

	total	5580	17.67	≤23.98	PASS
	Ant1	5700	13.62	≤23.98	PASS
	Ant2	5700	10.11	≤23.98	PASS
	total	5700	15.22	≤23.98	PASS
	Ant1	5745	12.75	≤30.00	PASS
	Ant2	5745	9.16	≤30.00	PASS
	total	5745	14.33	≤30.00	PASS
	Ant1	5785	12.22	≤30.00	PASS
	Ant2	5785	8.85	≤30.00	PASS
	total	5785	13.86	≤30.00	PASS
	Ant1	5825	11.84	≤30.00	PASS
	Ant2	5825	8.28	≤30.00	PASS
	total	5825	13.43	≤30.00	PASS
11N40MIMO	Ant1	5190	17.01	≤23.98	PASS
	Ant2	5190	11.22	≤23.98	PASS
	total	5190	18.03	≤23.98	PASS
	Ant1	5230	16.37	≤23.98	PASS
	Ant2	5230	11.23	≤23.98	PASS
	total	5230	17.53	≤23.98	PASS
	Ant1	5270	16.25	≤23.98	PASS
	Ant2	5270	11.77	≤23.98	PASS
	total	5270	17.57	≤23.98	PASS
	Ant1	5310	16.74	≤23.98	PASS
	Ant2	5310	12.17	≤23.98	PASS
	total	5310	18.04	≤23.98	PASS
	Ant1	5510	15.72	≤23.98	PASS
	Ant2	5510	13.45	≤23.98	PASS
	total	5510	17.74	≤23.98	PASS
	Ant1	5550	16.07	≤23.98	PASS
	Ant2	5550	13.45	≤23.98	PASS
	total	5550	17.96	≤23.98	PASS
	Ant1	5670	13.77	≤23.98	PASS
	Ant2	5670	11.24	≤23.98	PASS
	total	5670	15.70	≤23.98	PASS
	Ant1	5755	12.14	≤30.00	PASS
	Ant2	5755	9.26	≤30.00	PASS
	total	5755	13.94	≤30.00	PASS
	Ant1	5795	11.61	≤30.00	PASS
	Ant2	5795	8.87	≤30.00	PASS
	total	5795	13.46	≤30.00	PASS
11AC20MIMO	Ant1	5180	16.67	≤23.98	PASS
	Ant2	5180	9.31	≤23.98	PASS
	total	5180	17.40	≤23.98	PASS
	Ant1	5200	16.77	≤23.98	PASS
	Ant2	5200	9.24	≤23.98	PASS
	total	5200	17.48	≤23.98	PASS
	Ant1	5240	16.64	≤23.98	PASS
	Ant2	5240	11.54	≤23.98	PASS
	total	5240	17.81	≤23.98	PASS
	Ant1	5260	16.61	≤23.98	PASS
	Ant2	5260	11.45	≤23.98	PASS
	total	5260	17.77	≤23.98	PASS
	Ant1	5280	16.64	≤23.98	PASS
	Ant2	5280	11.65	≤23.98	PASS
	total	5280	17.84	≤23.98	PASS
	Ant1	5320	16.74	≤23.98	PASS
	Ant2	5320	12.05	≤23.98	PASS
	total	5320	18.01	≤23.98	PASS
	Ant1	5500	15.28	≤23.98	PASS
	Ant2	5500	13.19	≤23.98	PASS
	total	5500	17.37	≤23.98	PASS
	Ant1	5580	15.91	≤23.98	PASS
	Ant2	5580	12.69	≤23.98	PASS

	total	5580	17.60	≤23.98	PASS
	Ant1	5700	13.35	≤23.98	PASS
	Ant2	5700	10.22	≤23.98	PASS
	total	5700	15.07	≤23.98	PASS
	Ant1	5745	12.84	≤30.00	PASS
	Ant2	5745	9.35	≤30.00	PASS
	total	5745	14.45	≤30.00	PASS
	Ant1	5785	12.31	≤30.00	PASS
	Ant2	5785	8.95	≤30.00	PASS
	total	5785	13.96	≤30.00	PASS
	Ant1	5825	11.88	≤30.00	PASS
	Ant2	5825	8.31	≤30.00	PASS
	total	5825	13.46	≤30.00	PASS
11AC40MIMO	Ant1	5190	16.33	≤23.98	PASS
	Ant2	5190	10.94	≤23.98	PASS
	total	5190	17.43	≤23.98	PASS
	Ant1	5230	16.37	≤23.98	PASS
	Ant2	5230	11.22	≤23.98	PASS
	total	5230	17.53	≤23.98	PASS
	Ant1	5270	16.23	≤23.98	PASS
	Ant2	5270	11.70	≤23.98	PASS
	total	5270	17.54	≤23.98	PASS
	Ant1	5310	16.49	≤23.98	PASS
	Ant2	5310	12.09	≤23.98	PASS
	total	5310	17.84	≤23.98	PASS
	Ant1	5510	15.72	≤23.98	PASS
	Ant2	5510	13.69	≤23.98	PASS
	total	5510	17.83	≤23.98	PASS
	Ant1	5550	16.30	≤23.98	PASS
	Ant2	5550	13.44	≤23.98	PASS
	total	5550	18.11	≤23.98	PASS
	Ant1	5670	13.57	≤23.98	PASS
	Ant2	5670	11.35	≤23.98	PASS
	total	5670	15.61	≤23.98	PASS
	Ant1	5755	12.48	≤30.00	PASS
	Ant2	5755	9.41	≤30.00	PASS
	total	5755	14.22	≤30.00	PASS
	Ant1	5795	11.63	≤30.00	PASS
	Ant2	5795	8.99	≤30.00	PASS
	total	5795	13.52	≤30.00	PASS
11AC80MIMO	Ant1	5210	16.17	≤23.98	PASS
	Ant2	5210	10.78	≤23.98	PASS
	total	5210	17.27	≤23.98	PASS
	Ant1	5290	16.05	≤23.98	PASS
	Ant2	5290	11.65	≤23.98	PASS
	total	5290	17.40	≤23.98	PASS
	Ant1	5530	15.18	≤23.98	PASS
	Ant2	5530	12.88	≤23.98	PASS
	total	5530	17.19	≤23.98	PASS
	Ant1	5610	14.74	≤23.98	PASS
	Ant2	5610	11.96	≤23.98	PASS
	total	5610	16.58	≤23.98	PASS
	Ant1	5775	11.82	≤30.00	PASS
	Ant2	5775	9.10	≤30.00	PASS
	total	5775	13.68	≤30.00	PASS
11AX20MIMO	Ant1	5180	16.82	≤23.98	PASS
	Ant2	5180	9.61	≤23.98	PASS
	total	5180	17.58	≤23.98	PASS
	Ant1	5200	16.90	≤23.98	PASS
	Ant2	5200	9.51	≤23.98	PASS
	total	5200	17.63	≤23.98	PASS
	Ant1	5240	17.01	≤23.98	PASS
	Ant2	5240	11.43	≤23.98	PASS

	total	5240	18.07	≤23.98	PASS
	Ant1	5260	16.69	≤23.98	PASS
	Ant2	5260	11.59	≤23.98	PASS
	total	5260	17.86	≤23.98	PASS
	Ant1	5280	16.70	≤23.98	PASS
	Ant2	5280	11.72	≤23.98	PASS
	total	5280	17.90	≤23.98	PASS
	Ant1	5320	16.84	≤23.98	PASS
	Ant2	5320	12.22	≤23.98	PASS
	total	5320	18.13	≤23.98	PASS
	Ant1	5500	15.43	≤23.98	PASS
	Ant2	5500	13.35	≤23.98	PASS
	total	5500	17.52	≤23.98	PASS
	Ant1	5580	16.28	≤23.98	PASS
	Ant2	5580	12.73	≤23.98	PASS
	total	5580	17.87	≤23.98	PASS
	Ant1	5700	13.46	≤23.98	PASS
	Ant2	5700	10.50	≤23.98	PASS
	total	5700	15.24	≤23.98	PASS
	Ant1	5745	12.96	≤30.00	PASS
	Ant2	5745	9.47	≤30.00	PASS
	total	5745	14.57	≤30.00	PASS
	Ant1	5785	12.65	≤30.00	PASS
	Ant2	5785	9.18	≤30.00	PASS
	total	5785	14.26	≤30.00	PASS
	Ant1	5825	12.02	≤30.00	PASS
	Ant2	5825	8.83	≤30.00	PASS
	total	5825	13.72	≤30.00	PASS
11AX40MIMO	Ant1	5190	16.36	≤23.98	PASS
	Ant2	5190	10.91	≤23.98	PASS
	total	5190	17.45	≤23.98	PASS
	Ant1	5230	16.39	≤23.98	PASS
	Ant2	5230	11.08	≤23.98	PASS
	total	5230	17.51	≤23.98	PASS
	Ant1	5270	16.20	≤23.98	PASS
	Ant2	5270	11.68	≤23.98	PASS
	total	5270	17.51	≤23.98	PASS
	Ant1	5310	16.44	≤23.98	PASS
	Ant2	5310	12.18	≤23.98	PASS
	total	5310	17.82	≤23.98	PASS
	Ant1	5510	15.92	≤23.98	PASS
	Ant2	5510	13.35	≤23.98	PASS
	total	5510	17.83	≤23.98	PASS
	Ant1	5550	15.99	≤23.98	PASS
	Ant2	5550	13.44	≤23.98	PASS
	total	5550	17.91	≤23.98	PASS
	Ant1	5670	13.50	≤23.98	PASS
	Ant2	5670	11.16	≤23.98	PASS
	total	5670	15.50	≤23.98	PASS
	Ant1	5755	12.16	≤30.00	PASS
	Ant2	5755	9.51	≤30.00	PASS
	total	5755	14.04	≤30.00	PASS
	Ant1	5795	11.60	≤30.00	PASS
	Ant2	5795	9.14	≤30.00	PASS
	total	5795	13.55	≤30.00	PASS
11AX80MIMO	Ant1	5210	16.26	≤23.98	PASS
	Ant2	5210	11.06	≤23.98	PASS
	total	5210	17.41	≤23.98	PASS
	Ant1	5290	16.14	≤23.98	PASS
	Ant2	5290	11.91	≤23.98	PASS
	total	5290	17.53	≤23.98	PASS
	Ant1	5530	15.20	≤23.98	PASS
	Ant2	5530	13.16	≤23.98	PASS

	total	5530	17.31	≤23.98	PASS
	Ant1	5610	15.03	≤23.98	PASS
	Ant2	5610	12.07	≤23.98	PASS
	total	5610	16.81	≤23.98	PASS
	Ant1	5775	12.08	≤30.00	PASS
	Ant2	5775	9.23	≤30.00	PASS
	total	5775	13.90	≤30.00	PASS

Note: According to the limit requirement, if transmitting antennas of directional gain greater than 6 dBi are used, both the maximum conducted output power and the maximum power spectral density shall be reduced by the amount in dB that the directional gain of the antenna exceeds 6 dBi.
For 5180-5320MHz & 5500-5700MHz band:
6.65 dBi Max. for ANT1
5.84 dBi Max for ANT2
For 5745-5825MHz band:
6.61 dBi Max. for ANT1
5.52 dBi Max for ANT2
Here considered of this requirement, all the test result are passed.

Appendix A.2: Test Results of Conducted Power Spectral Density

Test Result

TestMode	Antenna	Channel	Result [dBm/MHz]	Limit[dBm/MHz]	Verdict
11A-CDD	Ant1	5180	5.89	≤11.00	PASS
	Ant2	5180	-1.05	≤11.00	PASS
	total	5180	6.69	≤11.00	PASS
	Ant1	5200	5.98	≤11.00	PASS
	Ant2	5200	-0.85	≤11.00	PASS
	total	5200	6.80	≤11.00	PASS
	Ant1	5240	5.68	≤11.00	PASS
	Ant2	5240	0.85	≤11.00	PASS
	total	5240	6.91	≤11.00	PASS
	Ant1	5260	5.57	≤11.00	PASS
	Ant2	5260	0.88	≤11.00	PASS
	total	5260	6.84	≤11.00	PASS
	Ant1	5280	5.83	≤11.00	PASS
	Ant2	5280	0.89	≤11.00	PASS
	total	5280	7.04	≤11.00	PASS
	Ant1	5320	5.42	≤11.00	PASS
	Ant2	5320	1.43	≤11.00	PASS
	total	5320	6.88	≤11.00	PASS
	Ant1	5500	4.27	≤11.00	PASS
	Ant2	5500	2.54	≤11.00	PASS
	total	5500	6.50	≤11.00	PASS
	Ant1	5580	5.29	≤11.00	PASS
	Ant2	5580	2.43	≤11.00	PASS
	total	5580	7.10	≤11.00	PASS
	Ant1	5700	3.21	≤11.00	PASS
	Ant2	5700	-0.21	≤11.00	PASS
	total	5700	4.84	≤11.00	PASS
	Ant1	5745	-0.57	≤30.00	PASS
	Ant2	5745	-3.82	≤30.00	PASS
	total	5745	1.11	≤30.00	PASS
	Ant1	5785	-1.28	≤30.00	PASS
	Ant2	5785	-4.03	≤30.00	PASS
	total	5785	0.57	≤30.00	PASS
	Ant1	5825	-1.78	≤30.00	PASS
	Ant2	5825	-4.56	≤30.00	PASS
	total	5825	0.06	≤30.00	PASS
11N20MIMO	Ant1	5180	5.53	≤11.00	PASS
	Ant2	5180	-1.24	≤11.00	PASS
	total	5180	6.36	≤11.00	PASS
	Ant1	5200	5.90	≤11.00	PASS
	Ant2	5200	-1.10	≤11.00	PASS
	total	5200	6.69	≤11.00	PASS
	Ant1	5240	5.50	≤11.00	PASS
	Ant2	5240	0.69	≤11.00	PASS
	total	5240	6.74	≤11.00	PASS
	Ant1	5260	5.59	≤11.00	PASS
	Ant2	5260	0.84	≤11.00	PASS
	total	5260	6.84	≤11.00	PASS
	Ant1	5280	5.36	≤11.00	PASS
	Ant2	5280	1.01	≤11.00	PASS
	total	5280	6.72	≤11.00	PASS
	Ant1	5320	5.43	≤11.00	PASS
	Ant2	5320	1.24	≤11.00	PASS
	total	5320	6.83	≤11.00	PASS
	Ant1	5500	4.05	≤11.00	PASS
	Ant2	5500	2.06	≤11.00	PASS
	total	5500	6.18	≤11.00	PASS

	Ant1	5580	5.04	≤11.00	PASS
	Ant2	5580	2.34	≤11.00	PASS
	total	5580	6.91	≤11.00	PASS
	Ant1	5700	2.53	≤11.00	PASS
	Ant2	5700	-0.41	≤11.00	PASS
	total	5700	4.31	≤11.00	PASS
	Ant1	5745	-0.63	≤30.00	PASS
	Ant2	5745	-4.33	≤30.00	PASS
	total	5745	0.91	≤30.00	PASS
	Ant1	5785	-1.40	≤30.00	PASS
	Ant2	5785	-4.69	≤30.00	PASS
	total	5785	0.27	≤30.00	PASS
	Ant1	5825	-1.99	≤30.00	PASS
	Ant2	5825	-5.12	≤30.00	PASS
	total	5825	-0.27	≤30.00	PASS
11N40MIMO	Ant1	5190	3.50	≤11.00	PASS
	Ant2	5190	-2.48	≤11.00	PASS
	total	5190	4.48	≤11.00	PASS
	Ant1	5230	2.66	≤11.00	PASS
	Ant2	5230	-2.26	≤11.00	PASS
	total	5230	3.87	≤11.00	PASS
	Ant1	5270	2.09	≤11.00	PASS
	Ant2	5270	-2.12	≤11.00	PASS
	total	5270	3.49	≤11.00	PASS
	Ant1	5310	2.50	≤11.00	PASS
	Ant2	5310	-2.03	≤11.00	PASS
	total	5310	3.81	≤11.00	PASS
	Ant1	5510	1.54	≤11.00	PASS
	Ant2	5510	-0.66	≤11.00	PASS
	total	5510	3.59	≤11.00	PASS
	Ant1	5550	2.24	≤11.00	PASS
	Ant2	5550	-0.12	≤11.00	PASS
	total	5550	4.23	≤11.00	PASS
	Ant1	5670	-0.03	≤11.00	PASS
	Ant2	5670	-2.31	≤11.00	PASS
	total	5670	1.99	≤11.00	PASS
	Ant1	5755	-4.11	≤30.00	PASS
	Ant2	5755	-6.99	≤30.00	PASS
	total	5755	-2.31	≤30.00	PASS
	Ant1	5795	-5.18	≤30.00	PASS
	Ant2	5795	-8.00	≤30.00	PASS
	total	5795	-3.35	≤30.00	PASS
11AC20MIMO	Ant1	5180	5.22	≤11.00	PASS
	Ant2	5180	-1.87	≤11.00	PASS
	total	5180	6.00	≤11.00	PASS
	Ant1	5200	5.54	≤11.00	PASS
	Ant2	5200	-1.64	≤11.00	PASS
	total	5200	6.30	≤11.00	PASS
	Ant1	5240	5.32	≤11.00	PASS
	Ant2	5240	0.28	≤11.00	PASS
	total	5240	6.50	≤11.00	PASS
	Ant1	5260	5.27	≤11.00	PASS
	Ant2	5260	0.58	≤11.00	PASS
	total	5260	6.54	≤11.00	PASS
	Ant1	5280	5.21	≤11.00	PASS
	Ant2	5280	0.46	≤11.00	PASS
	total	5280	6.46	≤11.00	PASS
	Ant1	5320	5.07	≤11.00	PASS
	Ant2	5320	0.87	≤11.00	PASS
	total	5320	6.47	≤11.00	PASS
	Ant1	5500	3.86	≤11.00	PASS
	Ant2	5500	1.84	≤11.00	PASS
	total	5500	5.98	≤11.00	PASS

	Ant1	5580	5.24	≤11.00	PASS
	Ant2	5580	2.11	≤11.00	PASS
	total	5580	6.96	≤11.00	PASS
	Ant1	5700	2.40	≤11.00	PASS
	Ant2	5700	-0.42	≤11.00	PASS
	total	5700	4.23	≤11.00	PASS
	Ant1	5745	-1.00	≤30.00	PASS
	Ant2	5745	-4.39	≤30.00	PASS
	total	5745	0.64	≤30.00	PASS
	Ant1	5785	-1.57	≤30.00	PASS
	Ant2	5785	-4.67	≤30.00	PASS
	total	5785	0.16	≤30.00	PASS
	Ant1	5825	-2.20	≤30.00	PASS
	Ant2	5825	-5.35	≤30.00	PASS
	total	5825	-0.49	≤30.00	PASS
11AC40MIMO	Ant1	5190	2.45	≤11.00	PASS
	Ant2	5190	-2.94	≤11.00	PASS
	total	5190	3.55	≤11.00	PASS
	Ant1	5230	2.52	≤11.00	PASS
	Ant2	5230	-2.47	≤11.00	PASS
	total	5230	3.72	≤11.00	PASS
	Ant1	5270	2.11	≤11.00	PASS
	Ant2	5270	-2.41	≤11.00	PASS
	total	5270	3.42	≤11.00	PASS
	Ant1	5310	2.12	≤11.00	PASS
	Ant2	5310	-2.11	≤11.00	PASS
	total	5310	3.51	≤11.00	PASS
	Ant1	5510	1.48	≤11.00	PASS
	Ant2	5510	-0.45	≤11.00	PASS
	total	5510	3.63	≤11.00	PASS
	Ant1	5550	2.01	≤11.00	PASS
	Ant2	5550	-0.24	≤11.00	PASS
	total	5550	4.04	≤11.00	PASS
	Ant1	5670	-0.04	≤11.00	PASS
	Ant2	5670	-2.32	≤11.00	PASS
	total	5670	1.98	≤11.00	PASS
	Ant1	5755	-4.52	≤30.00	PASS
	Ant2	5755	-7.15	≤30.00	PASS
	total	5755	-2.63	≤30.00	PASS
	Ant1	5795	-5.15	≤30.00	PASS
	Ant2	5795	-7.84	≤30.00	PASS
	total	5795	-3.28	≤30.00	PASS
11AC80MIMO	Ant1	5210	-0.99	≤11.00	PASS
	Ant2	5210	-6.10	≤11.00	PASS
	total	5210	0.18	≤11.00	PASS
	Ant1	5290	-1.42	≤11.00	PASS
	Ant2	5290	-5.47	≤11.00	PASS
	total	5290	0.02	≤11.00	PASS
	Ant1	5530	-2.27	≤11.00	PASS
	Ant2	5530	-4.20	≤11.00	PASS
	total	5530	-0.12	≤11.00	PASS
	Ant1	5610	-2.69	≤11.00	PASS
	Ant2	5610	-4.91	≤11.00	PASS
	total	5610	-0.65	≤11.00	PASS
	Ant1	5775	-8.18	≤30.00	PASS
	Ant2	5775	-10.58	≤30.00	PASS
	total	5775	-6.21	≤30.00	PASS
11AX20MIMO	Ant1	5180	5.22	≤11.00	PASS
	Ant2	5180	-1.81	≤11.00	PASS
	total	5180	6.01	≤11.00	PASS
	Ant1	5200	5.41	≤11.00	PASS
	Ant2	5200	-1.48	≤11.00	PASS
	total	5200	6.22	≤11.00	PASS

	Ant1	5240	5.22	≤11.00	PASS
	Ant2	5240	0.37	≤11.00	PASS
	total	5240	6.45	≤11.00	PASS
	Ant1	5260	5.10	≤11.00	PASS
	Ant2	5260	0.25	≤11.00	PASS
	total	5260	6.33	≤11.00	PASS
	Ant1	5280	4.93	≤11.00	PASS
	Ant2	5280	0.50	≤11.00	PASS
	total	5280	6.27	≤11.00	PASS
	Ant1	5320	5.43	≤11.00	PASS
	Ant2	5320	0.96	≤11.00	PASS
	total	5320	6.76	≤11.00	PASS
	Ant1	5500	3.97	≤11.00	PASS
	Ant2	5500	1.79	≤11.00	PASS
	total	5500	6.03	≤11.00	PASS
	Ant1	5580	4.56	≤11.00	PASS
	Ant2	5580	1.89	≤11.00	PASS
	total	5580	6.44	≤11.00	PASS
	Ant1	5700	2.29	≤11.00	PASS
	Ant2	5700	-0.65	≤11.00	PASS
	total	5700	4.07	≤11.00	PASS
	Ant1	5745	-1.16	≤30.00	PASS
	Ant2	5745	-4.06	≤30.00	PASS
	total	5745	0.64	≤30.00	PASS
	Ant1	5785	-1.79	≤30.00	PASS
	Ant2	5785	-4.60	≤30.00	PASS
	total	5785	0.04	≤30.00	PASS
	Ant1	5825	-1.97	≤30.00	PASS
	Ant2	5825	-5.23	≤30.00	PASS
	total	5825	-0.29	≤30.00	PASS
11AX40MIMO	Ant1	5190	2.25	≤11.00	PASS
	Ant2	5190	-2.65	≤11.00	PASS
	total	5190	3.47	≤11.00	PASS
	Ant1	5230	2.42	≤11.00	PASS
	Ant2	5230	-2.73	≤11.00	PASS
	total	5230	3.58	≤11.00	PASS
	Ant1	5270	1.90	≤11.00	PASS
	Ant2	5270	-2.40	≤11.00	PASS
	total	5270	3.27	≤11.00	PASS
	Ant1	5310	2.14	≤11.00	PASS
	Ant2	5310	-1.96	≤11.00	PASS
	total	5310	3.57	≤11.00	PASS
	Ant1	5510	1.55	≤11.00	PASS
	Ant2	5510	-0.61	≤11.00	PASS
	total	5510	3.61	≤11.00	PASS
	Ant1	5550	1.86	≤11.00	PASS
	Ant2	5550	-0.20	≤11.00	PASS
	total	5550	3.96	≤11.00	PASS
	Ant1	5670	-0.02	≤11.00	PASS
	Ant2	5670	-2.37	≤11.00	PASS
	total	5670	1.97	≤11.00	PASS
	Ant1	5755	-4.41	≤30.00	PASS
	Ant2	5755	-6.98	≤30.00	PASS
	total	5755	-2.50	≤30.00	PASS
	Ant1	5795	-5.13	≤30.00	PASS
	Ant2	5795	-7.68	≤30.00	PASS
	total	5795	-3.21	≤30.00	PASS
11AX80MIMO	Ant1	5210	-0.65	≤11.00	PASS
	Ant2	5210	-5.92	≤11.00	PASS
	total	5210	0.48	≤11.00	PASS
	Ant1	5290	-0.98	≤11.00	PASS
	Ant2	5290	-5.26	≤11.00	PASS
	total	5290	0.40	≤11.00	PASS

	Ant1	5530	-1.75	≤11.00	PASS
	Ant2	5530	-4.15	≤11.00	PASS
	total	5530	0.22	≤11.00	PASS
	Ant1	5610	-2.31	≤11.00	PASS
	Ant2	5610	-4.62	≤11.00	PASS
	total	5610	-0.30	≤11.00	PASS
	Ant1	5775	-7.90	≤30.00	PASS
	Ant2	5775	-10.14	≤30.00	PASS
	total	5775	-5.87	≤30.00	PASS

Note:
1.The Result and Limit Unit is dBm/500 kHz in the band 5.725 5.85 GHz.
2.The Duty Cycle Factor and RBW Factor is compensated in the graph.
3.According to the limit requirement, if transmitting antennas of directional gain greater than 6 dBi are used, both the maximum conducted output power and the maximum power spectral density shall be reduced by the amount in dB that the directional gain of the antenna exceeds 6 dBi.
For 5180-5320MHz & 5500-5700MHz band:
6.65 dBi Max. for ANT1
5.84 dBi Max for ANT2
For 5745-5825MHz band:
6.61 dBi Max. for ANT1
5.52 dBi Max for ANT2
Here considered of this requirement, all the test result are passed.

Test Graphs

11A-CDD_Ant1_5180

11A-CDD_Ant2_5180

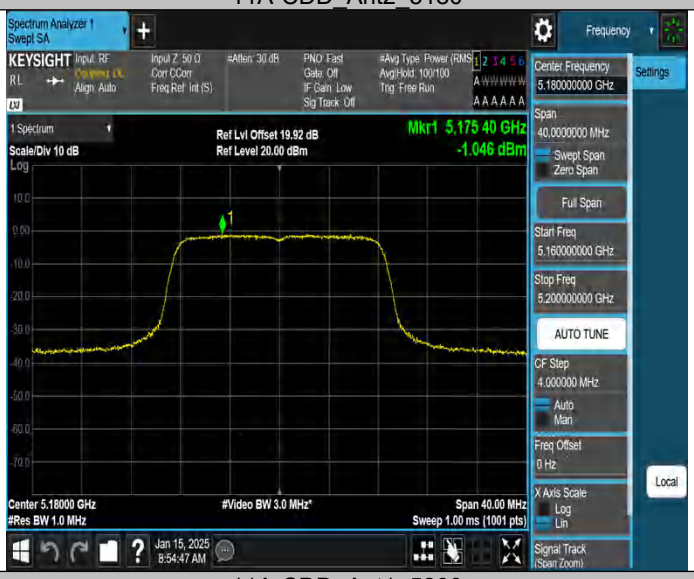

11A-CDD_Ant1_5200

11A-CDD_Ant2_5200

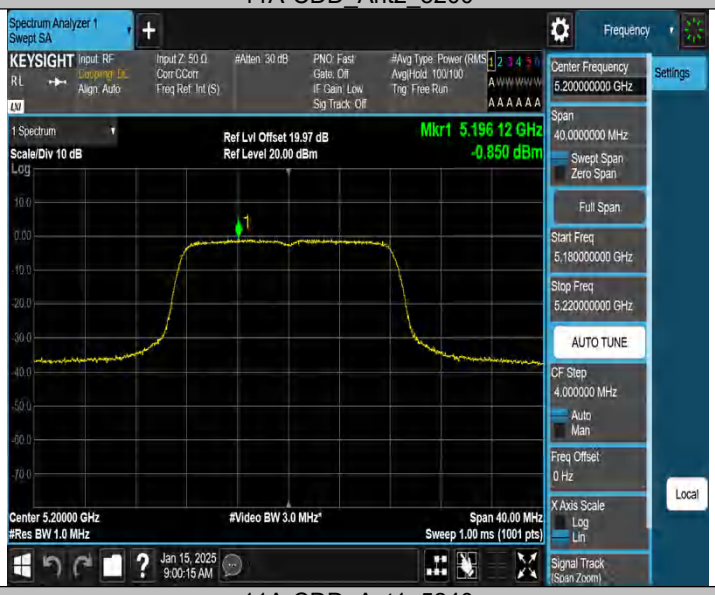

11A-CDD_Ant1_5240

11A-CDD_Ant2_5240

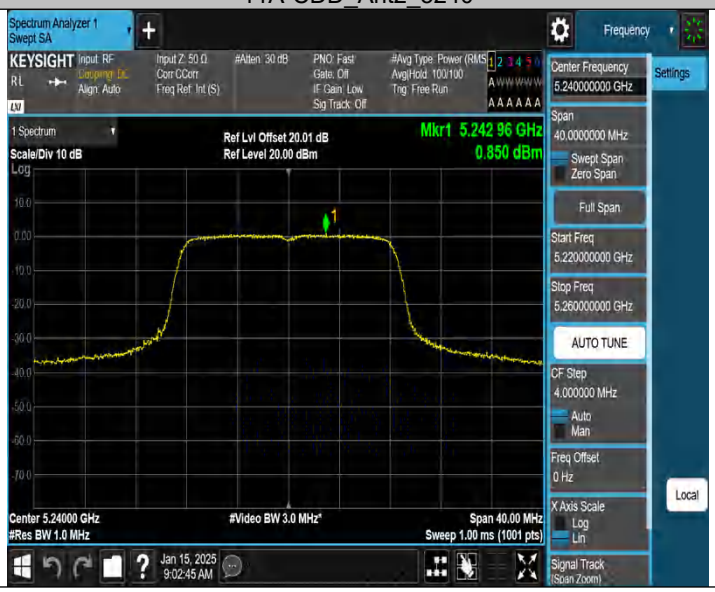

11A-CDD_Ant1_5260

11A-CDD_Ant2_5260

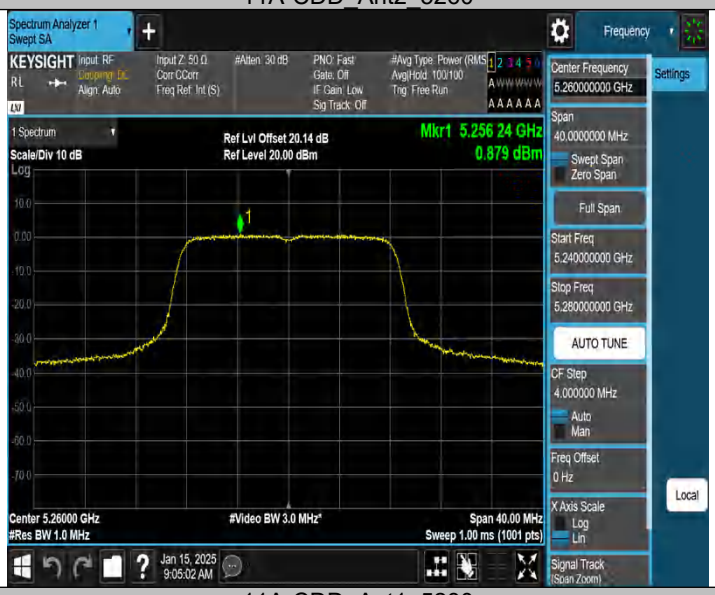

11A-CDD_Ant1_5280

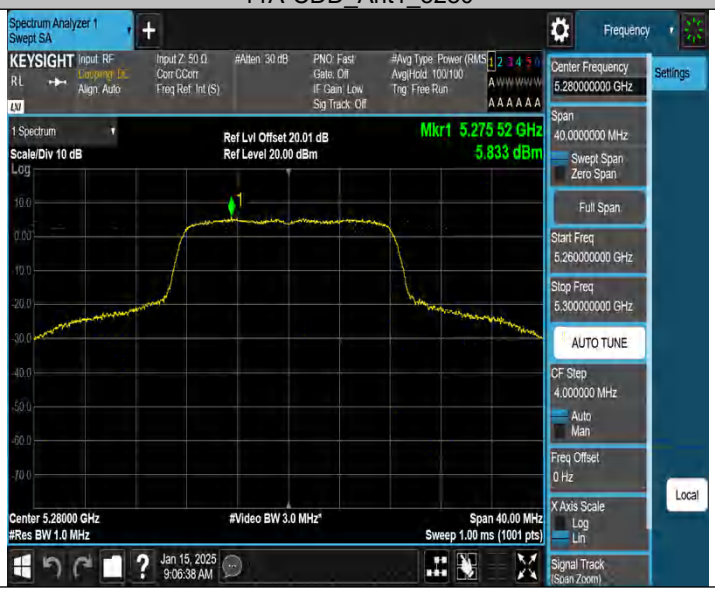

11A-CDD_Ant2_5280

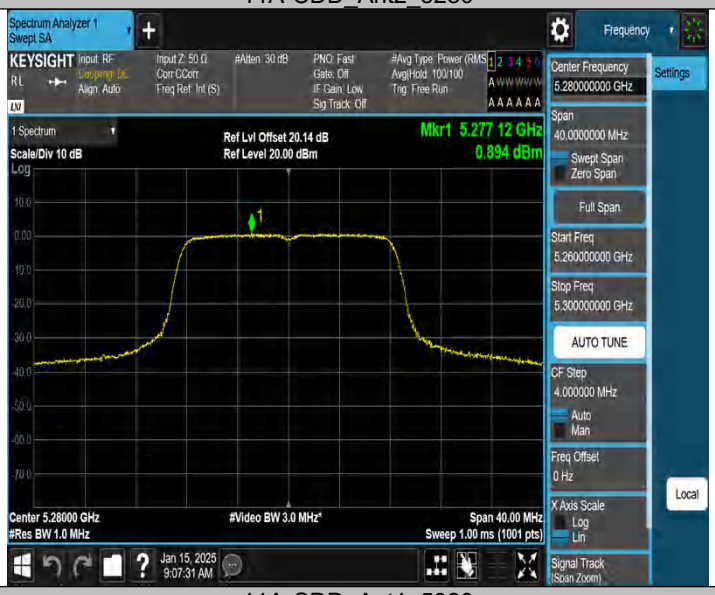

11A-CDD_Ant1_5320

11A-CDD_Ant2_5320

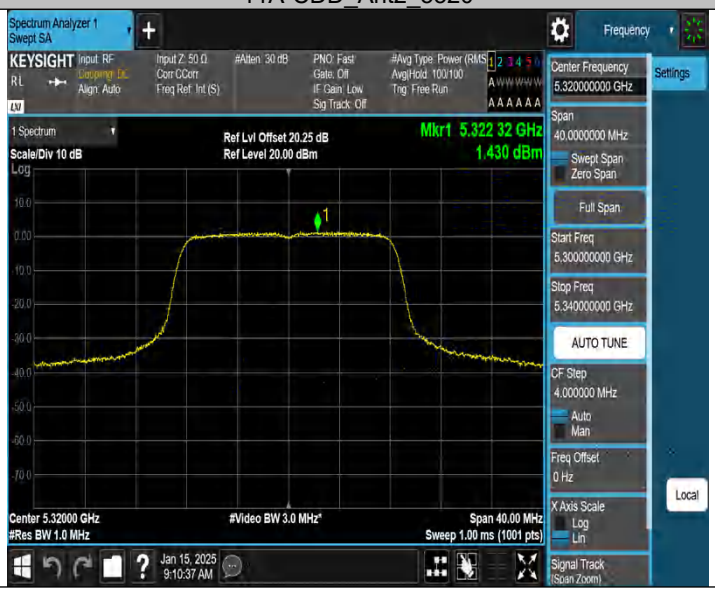

11A-CDD_Ant1_5500

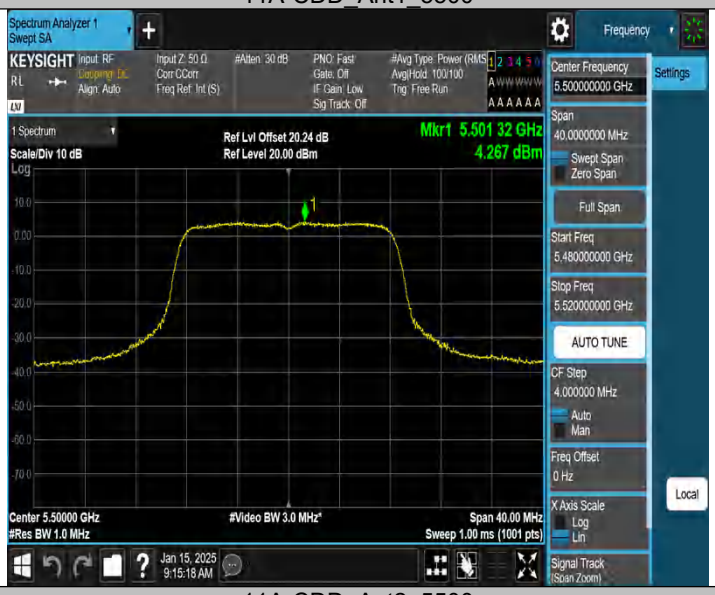

11A-CDD_Ant2_5500

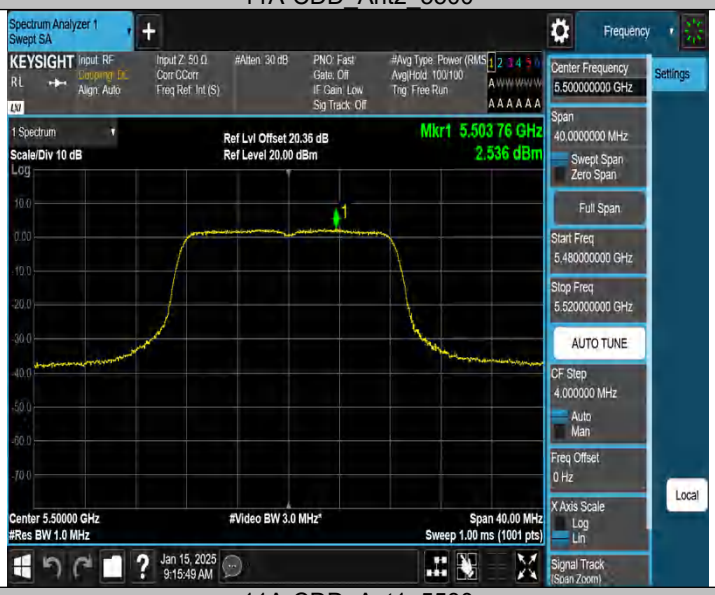

11A-CDD_Ant1_5580

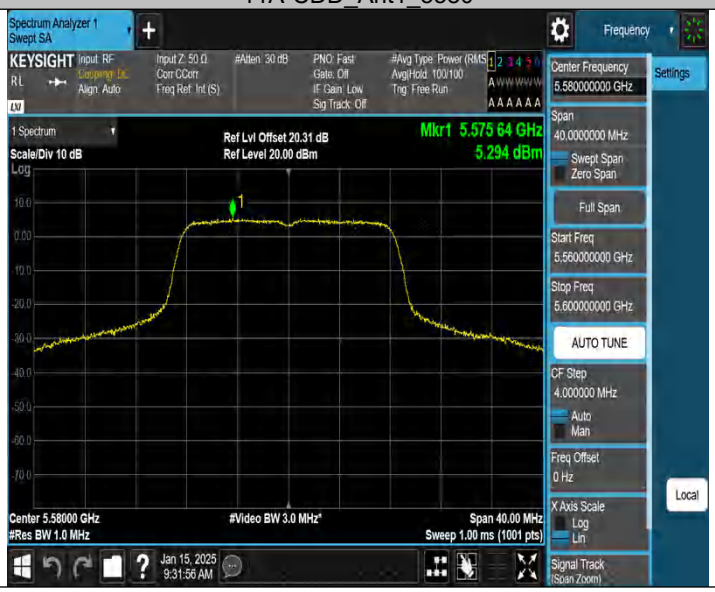

11A-CDD_Ant2_5580

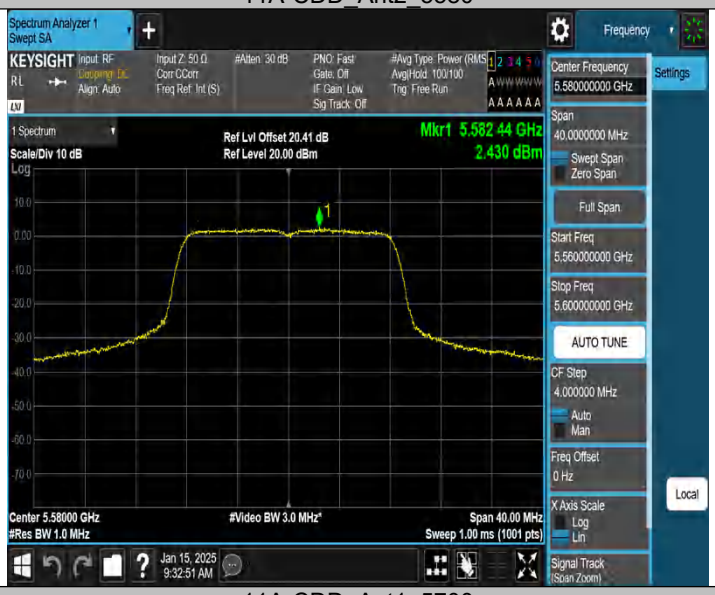

11A-CDD_Ant1_5700

11A-CDD_Ant2_5700

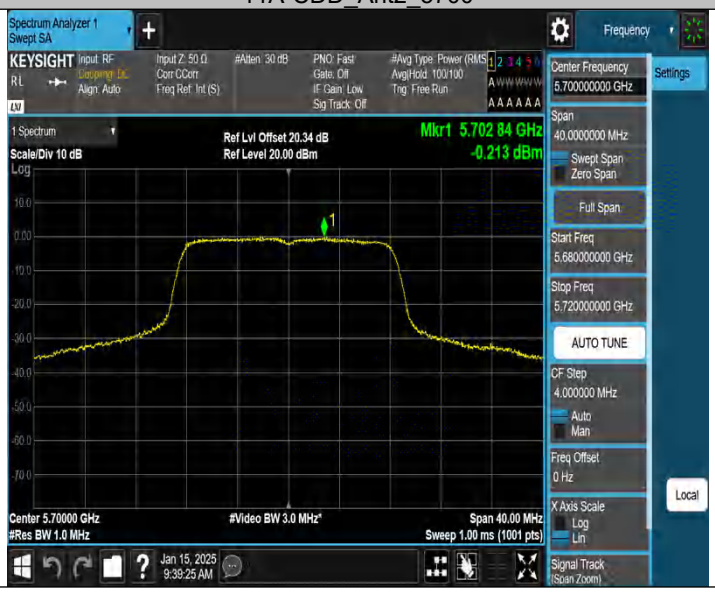

11A-CDD_Ant1_5745

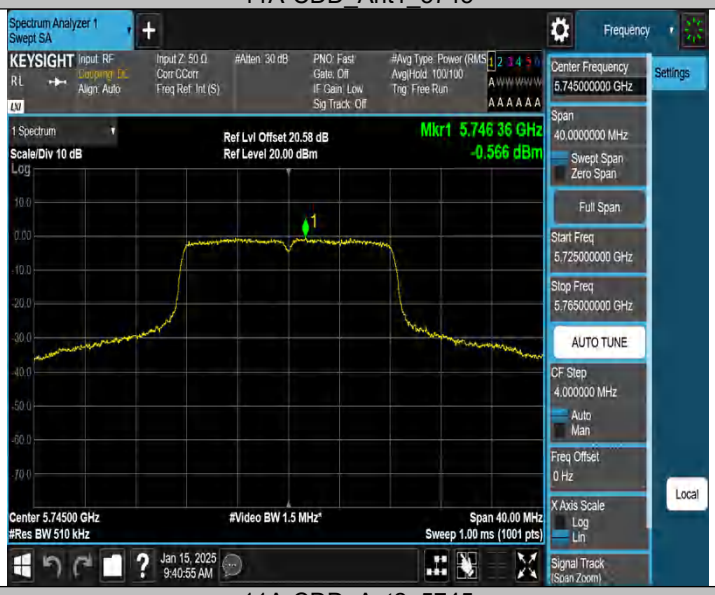

11A-CDD_Ant2_5745

11A-CDD_Ant1_5785

11A-CDD_Ant2_5785

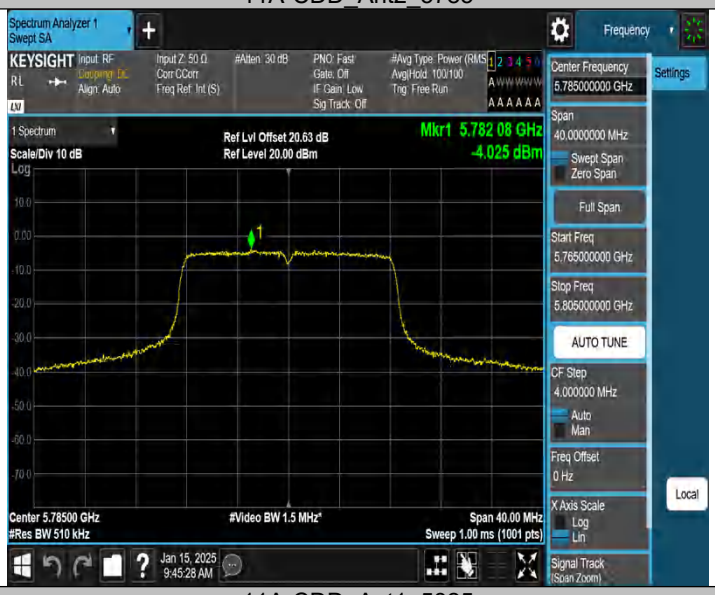

11A-CDD_Ant1_5825

11A-CDD_Ant2_5825

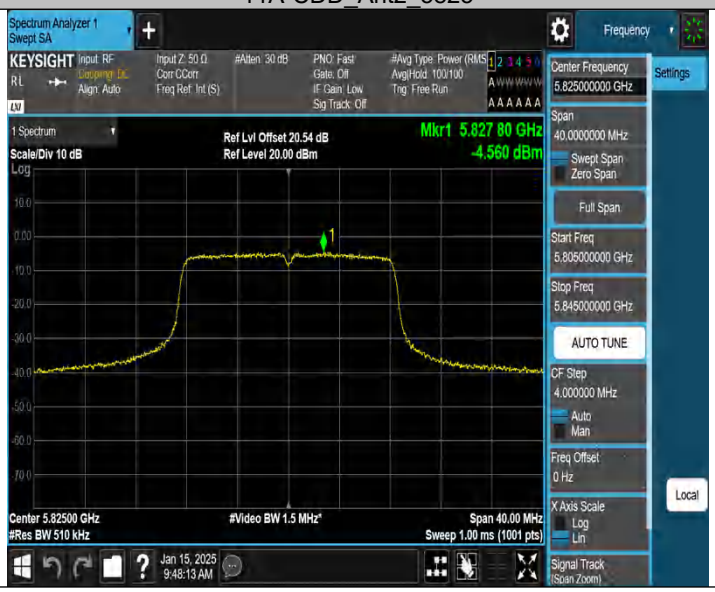

11N20MIMO_Ant1_5180

11N20MIMO_Ant2_5180

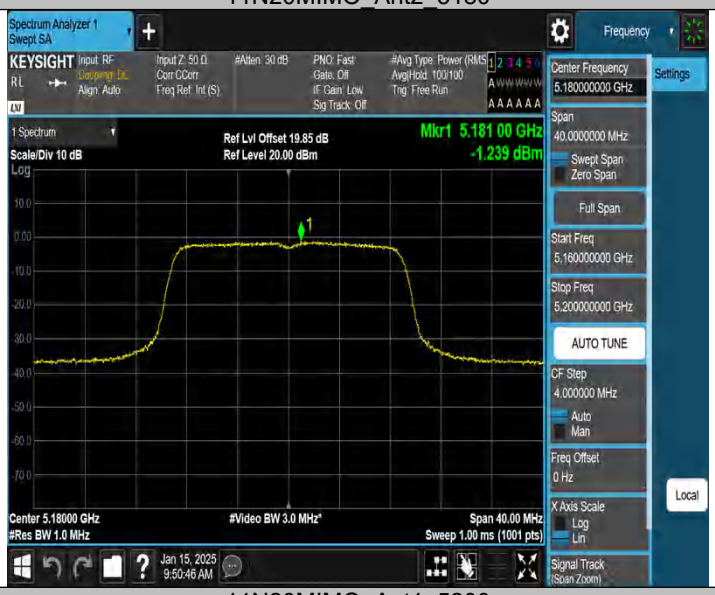

11N20MIMO_Ant1_5200

11N20MIMO_Ant2_5200

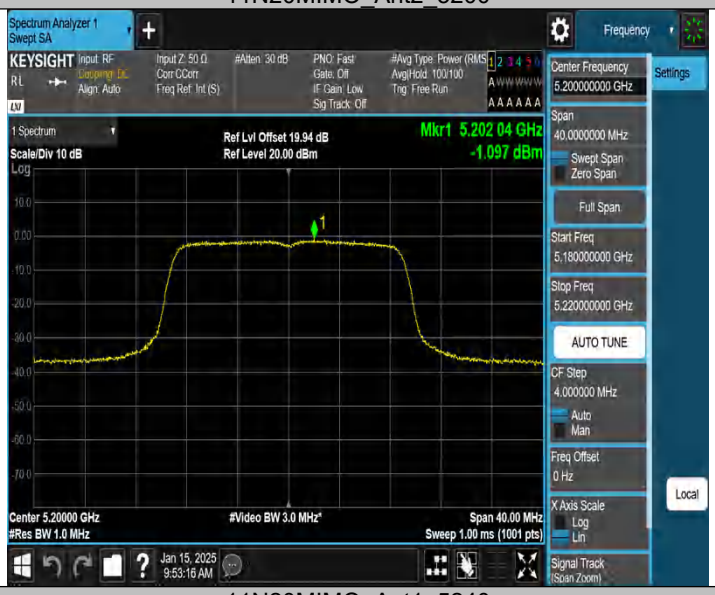

11N20MIMO_Ant1_5240

11N20MIMO_Ant2_5240

11N20MIMO_Ant1_5260

11N20MIMO_Ant2_5260

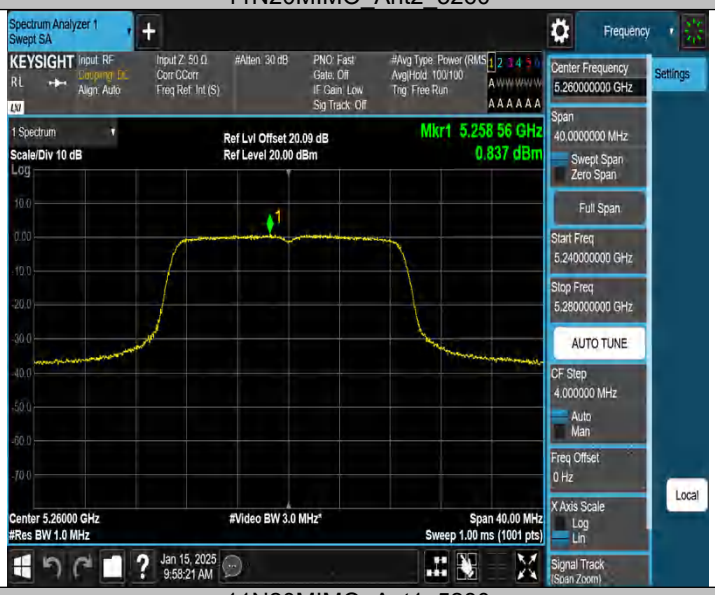

11N20MIMO_Ant1_5280

11N20MIMO_Ant2_5280

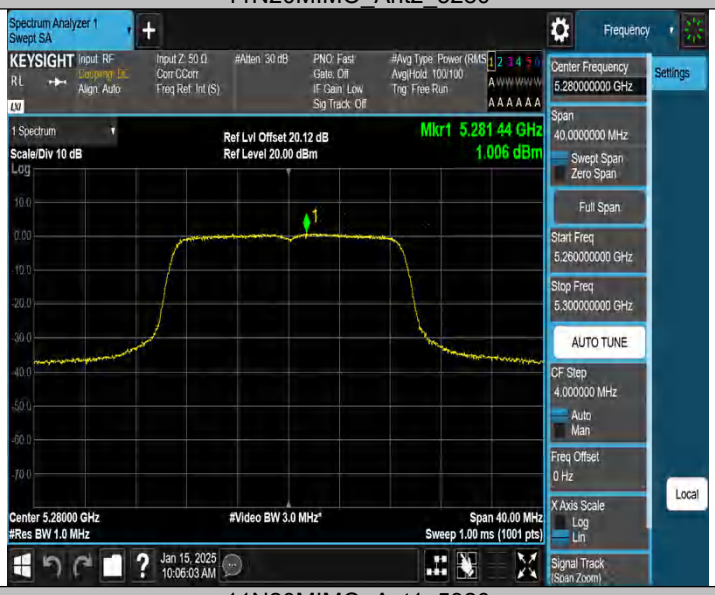

11N20MIMO_Ant1_5320

11N20MIMO_Ant2_5320

11N20MIMO_Ant1_5500

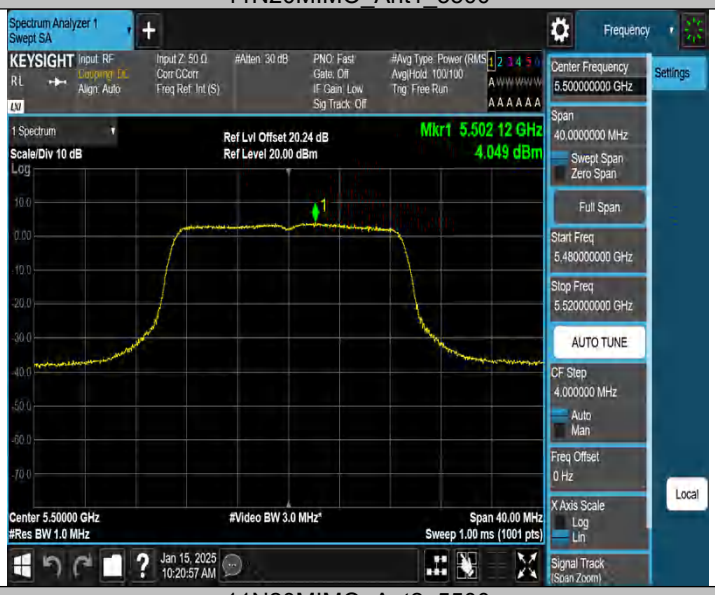

11N20MIMO_Ant2_5500

11N20MIMO_Ant1_5580

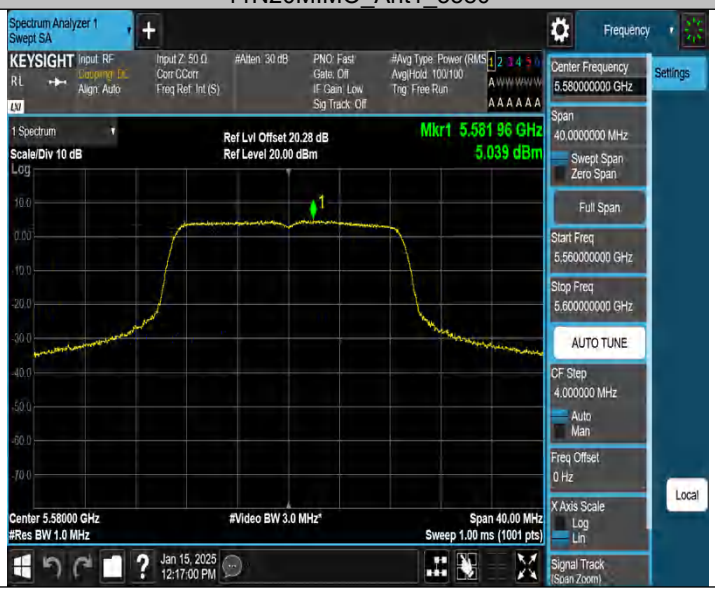

11N20MIMO_Ant2_5580

11N20MIMO_Ant1_5700

11N20MIMO_Ant2_5700

11N20MIMO_Ant1_5745

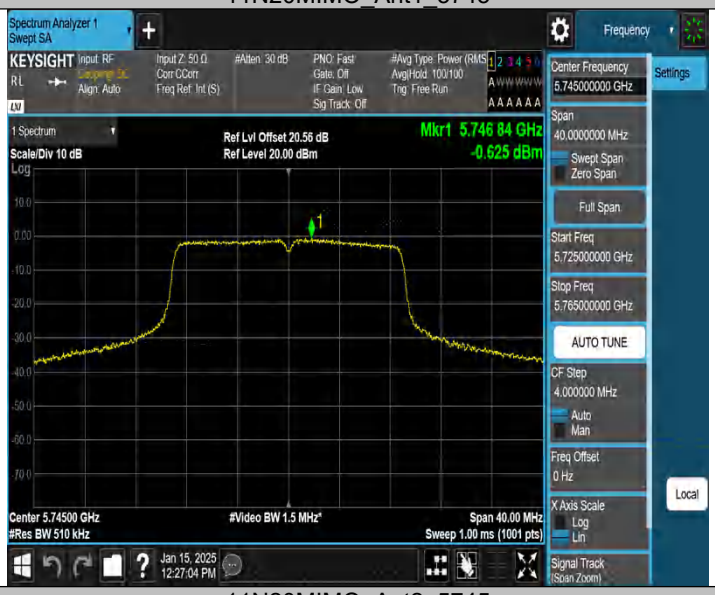

11N20MIMO_Ant2_5745

11N20MIMO_Ant1_5785

11N20MIMO_Ant2_5785

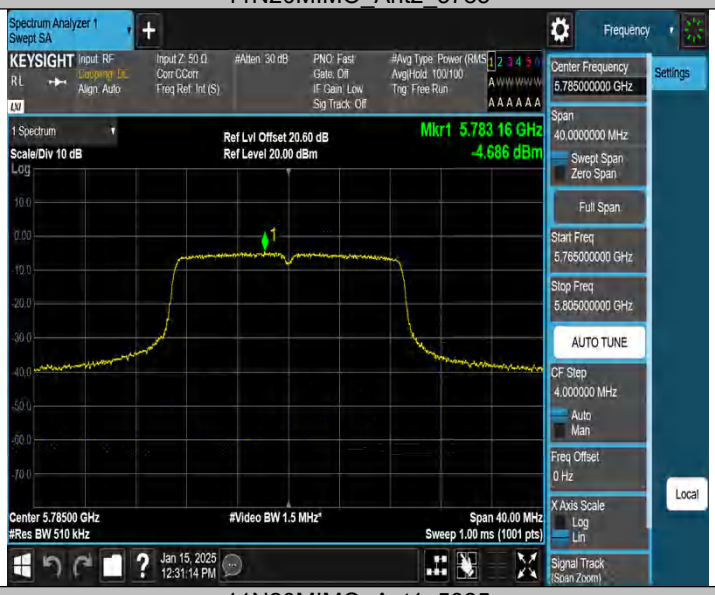

11N20MIMO_Ant1_5825

11N20MIMO_Ant2_5825

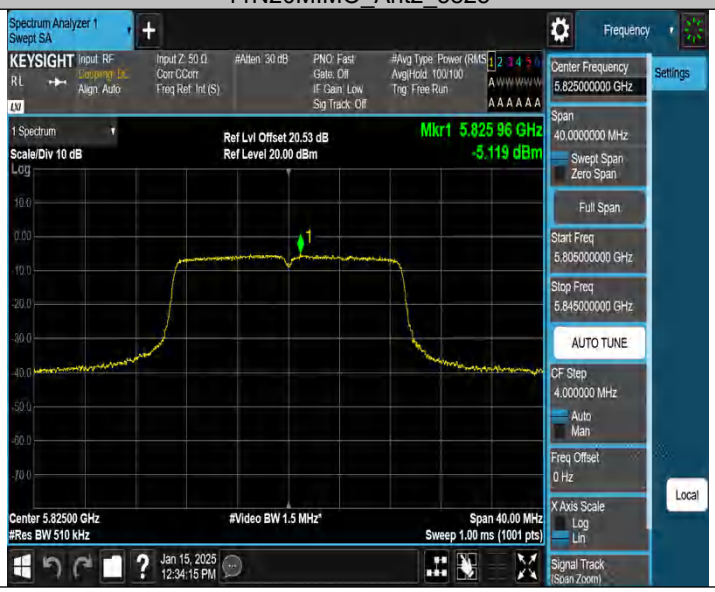

11N40MIMO_Ant1_5190

11N40MIMO_Ant2_5190

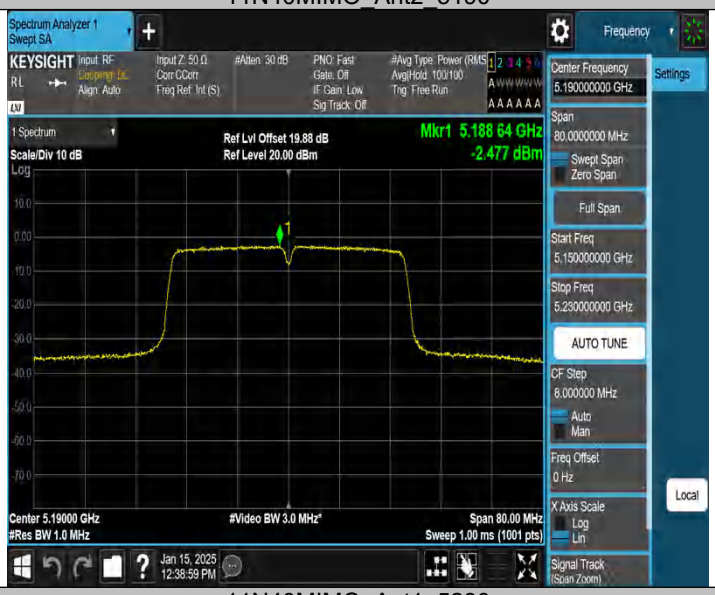

11N40MIMO_Ant1_5230

11N40MIMO_Ant2_5230

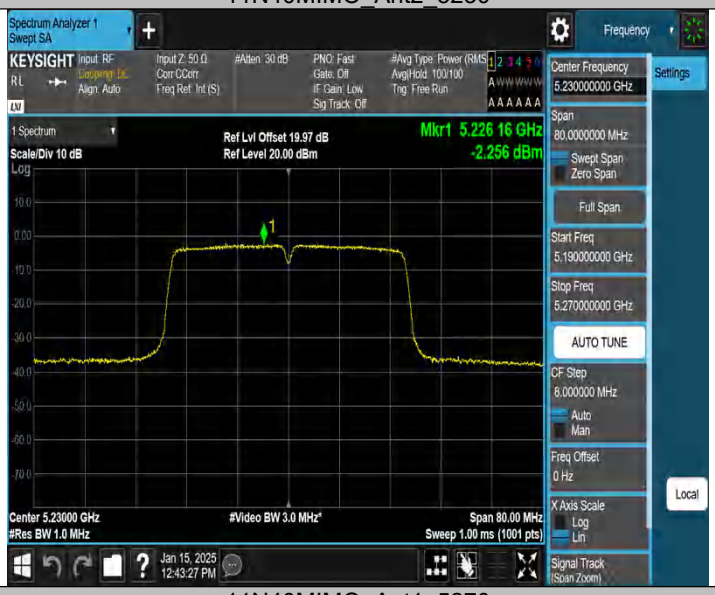

11N40MIMO_Ant1_5270

11N40MIMO_Ant2_5270

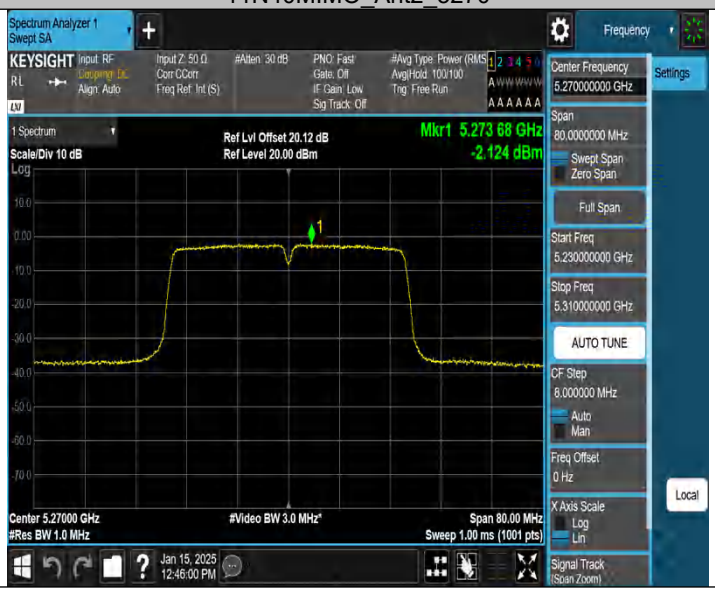

11N40MIMO_Ant1_5310

11N40MIMO_Ant2_5310

11N40MIMO_Ant1_5510

11N40MIMO_Ant2_5510

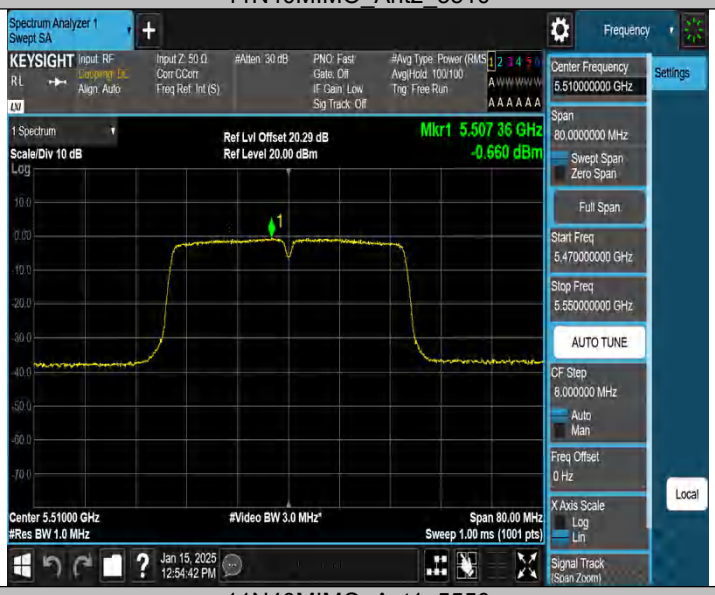

11N40MIMO_Ant1_5550

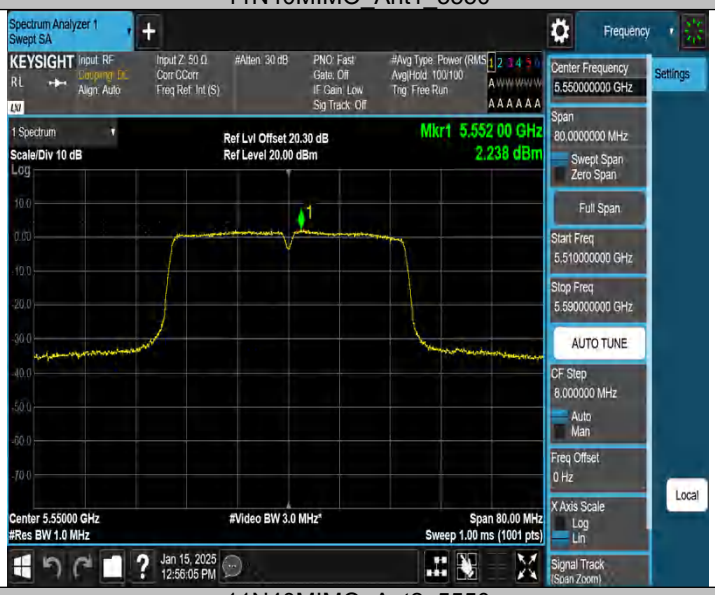

11N40MIMO_Ant2_5550

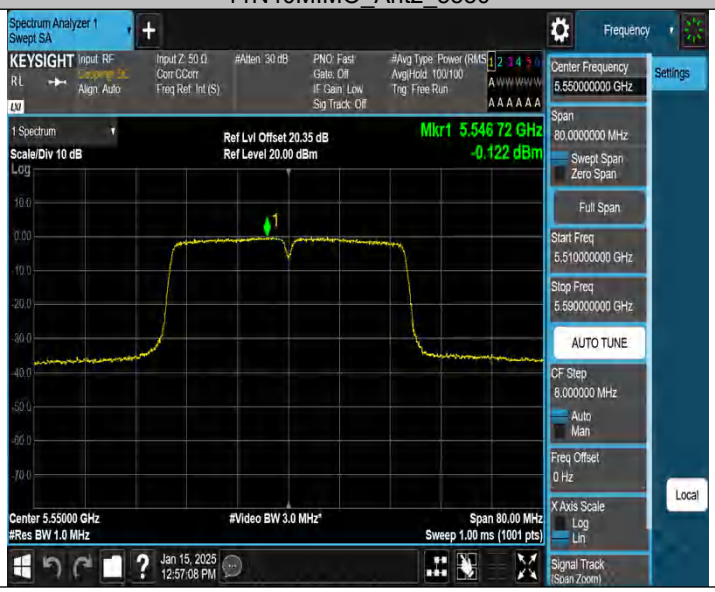

11N40MIMO_Ant1_5670

11N40MIMO_Ant2_5670

11N40MIMO_Ant1_5755

11N40MIMO_Ant2_5755

11N40MIMO_Ant1_5795

11N40MIMO_Ant2_5795

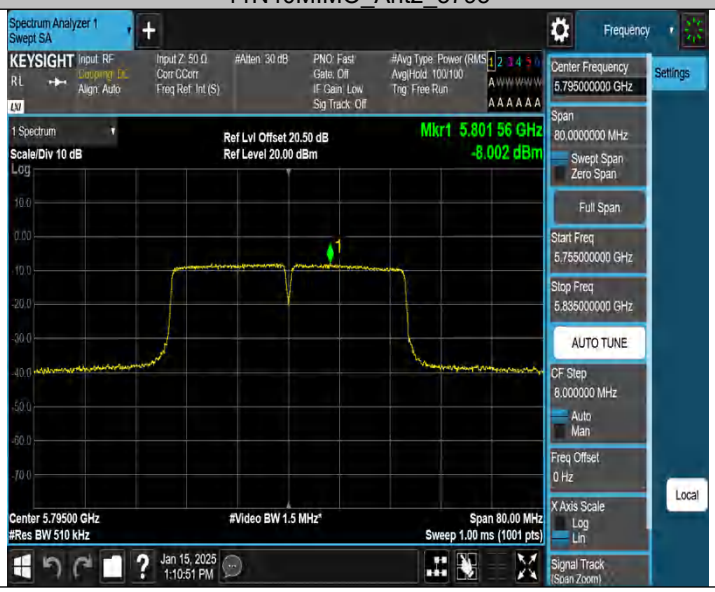

11AC20MIMO_Ant1_5180

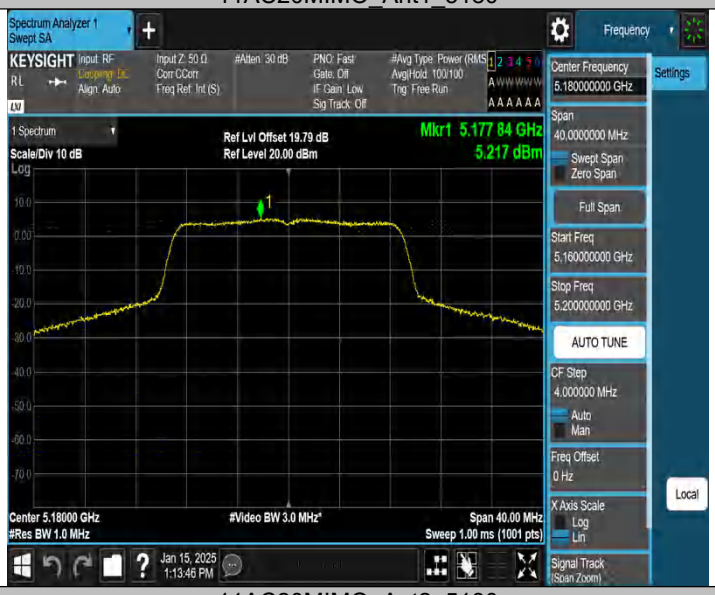

11AC20MIMO_Ant2_5180

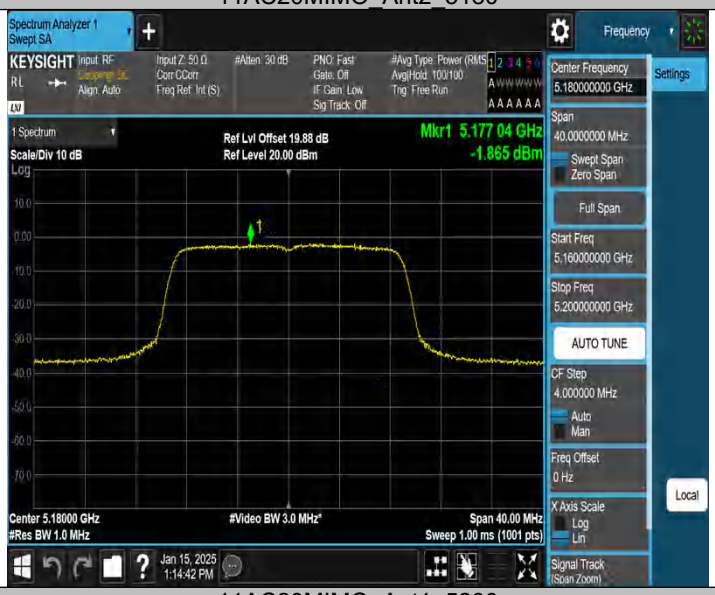

11AC20MIMO_Ant1_5200

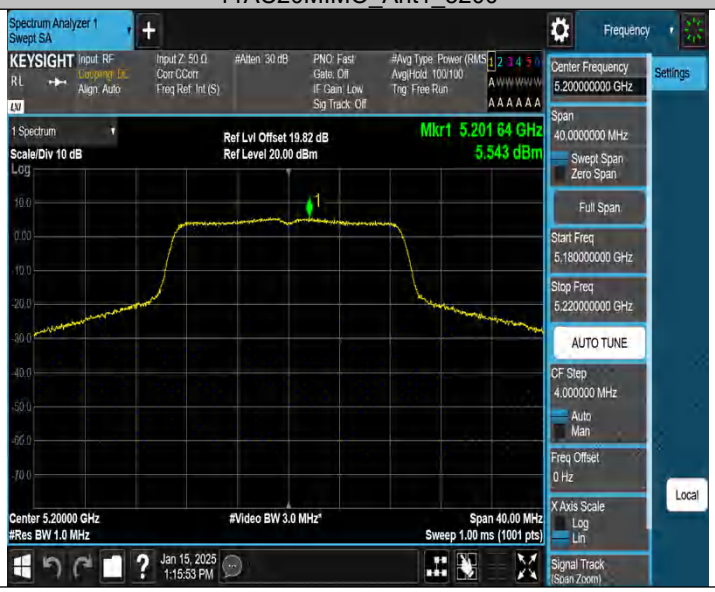

11AC20MIMO_Ant2_5200

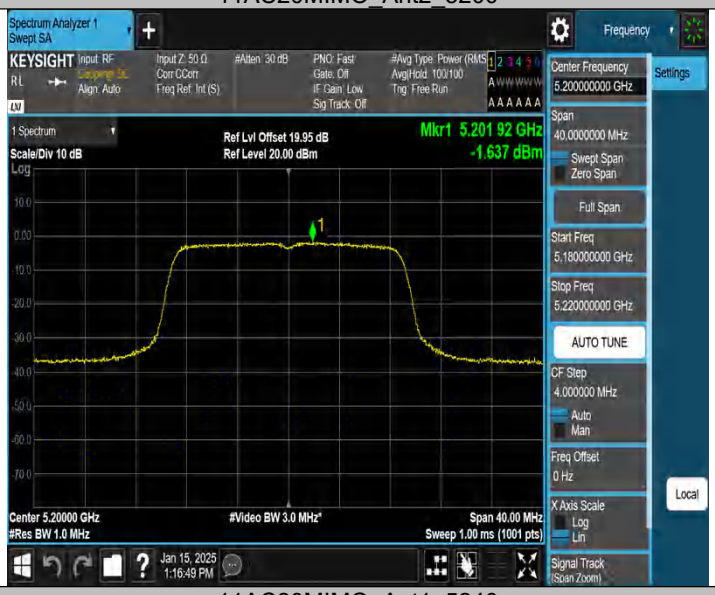

11AC20MIMO_Ant1_5240

11AC20MIMO_Ant2_5240

11AC20MIMO_Ant1_5260

11AC20MIMO_Ant2_5260

11AC20MIMO_Ant1_5280

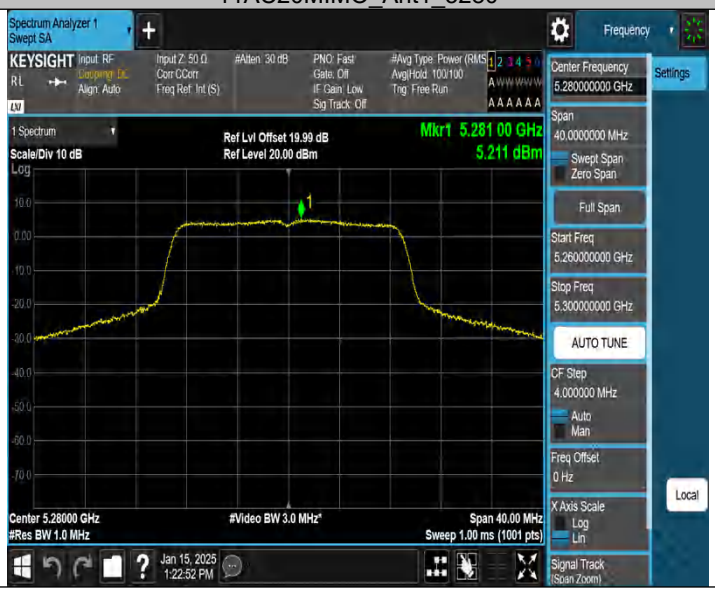

11AC20MIMO_Ant2_5280

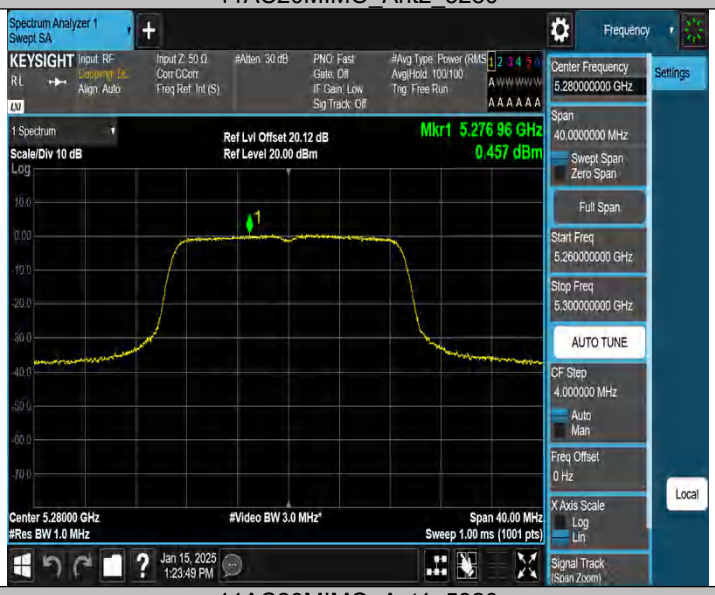

11AC20MIMO_Ant1_5320

11AC20MIMO_Ant2_5320

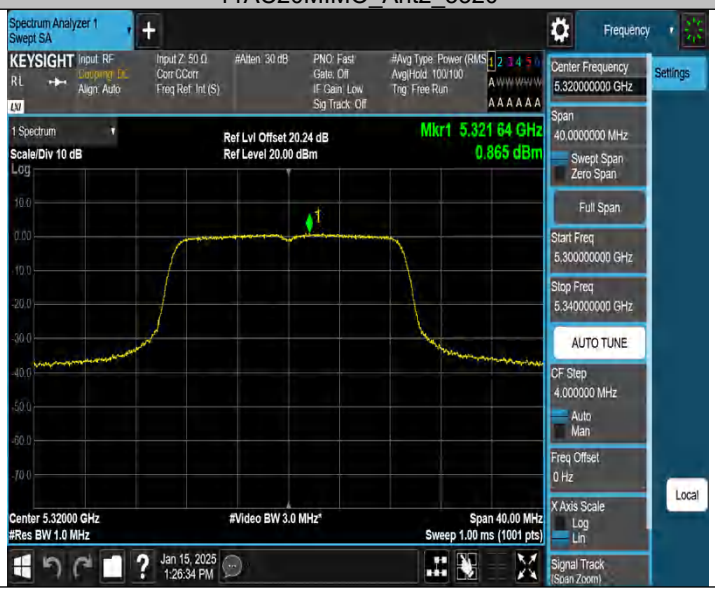

11AC20MIMO_Ant1_5500

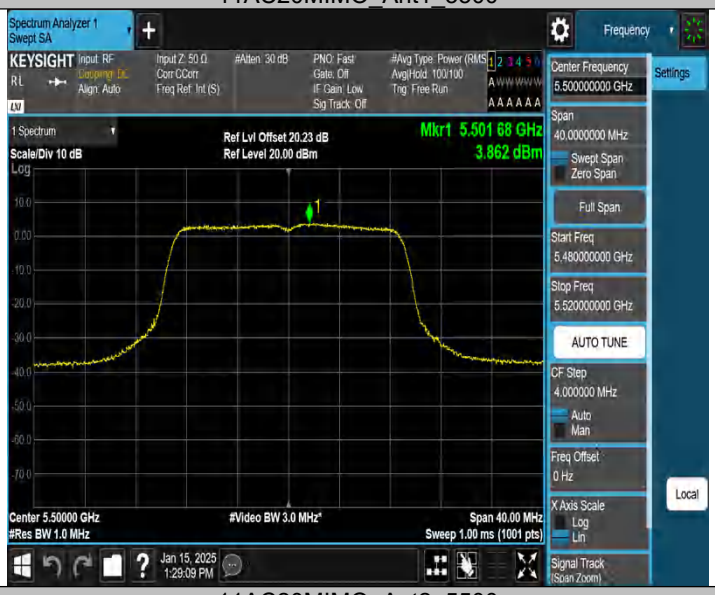

11AC20MIMO_Ant2_5500

11AC20MIMO_Ant1_5580

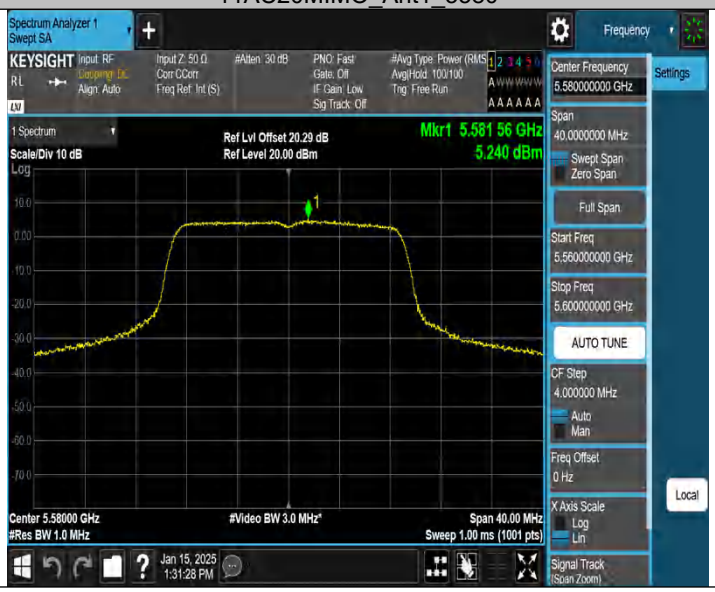

11AC20MIMO_Ant2_5580

11AC20MIMO_Ant1_5700

11AC20MIMO_Ant2_5700

11AC20MIMO_Ant1_5745

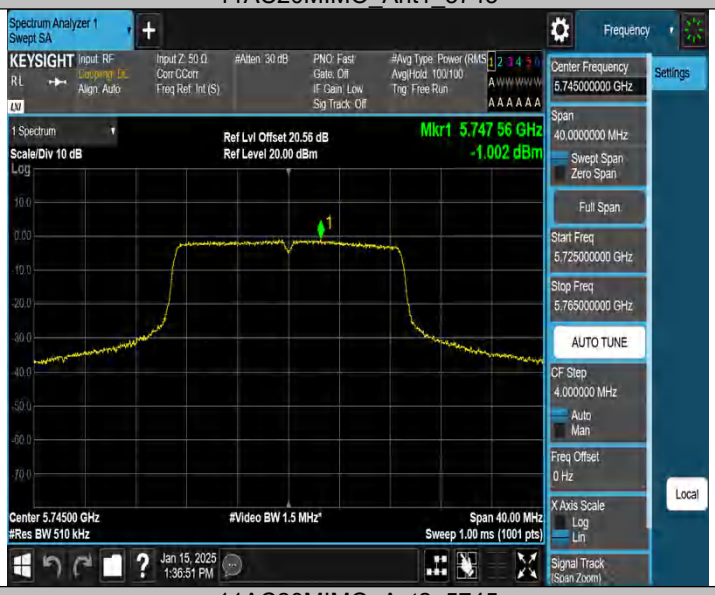

11AC20MIMO_Ant2_5745

11AC20MIMO_Ant1_5785

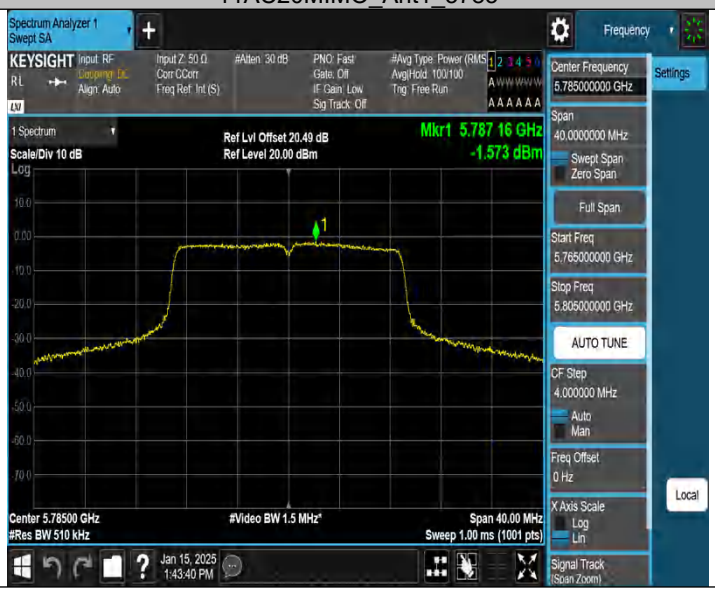

11AC20MIMO_Ant2_5785

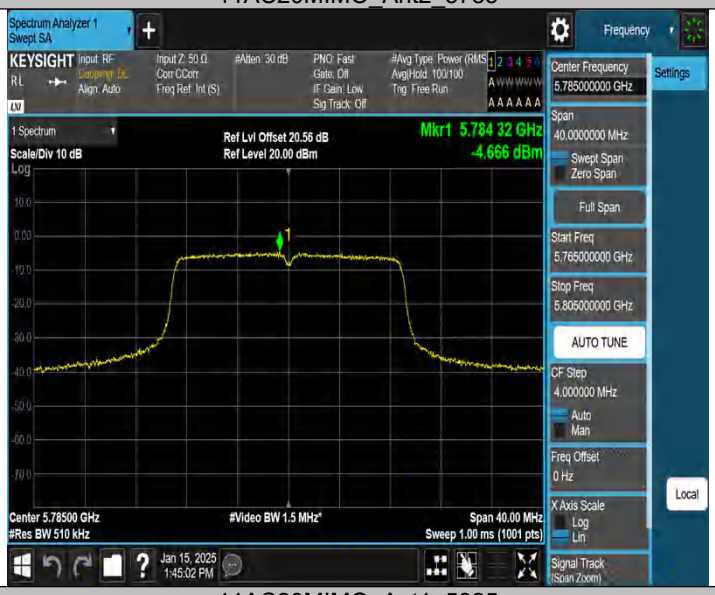

11AC20MIMO_Ant1_5825

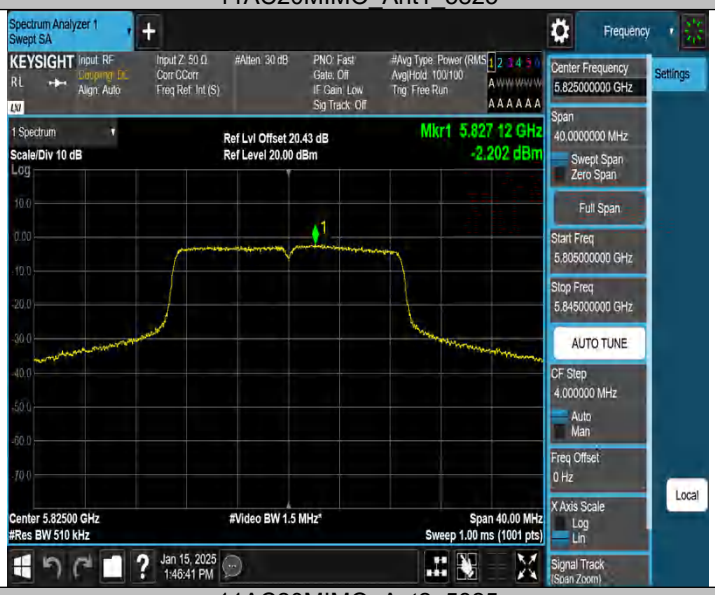

11AC20MIMO_Ant2_5825

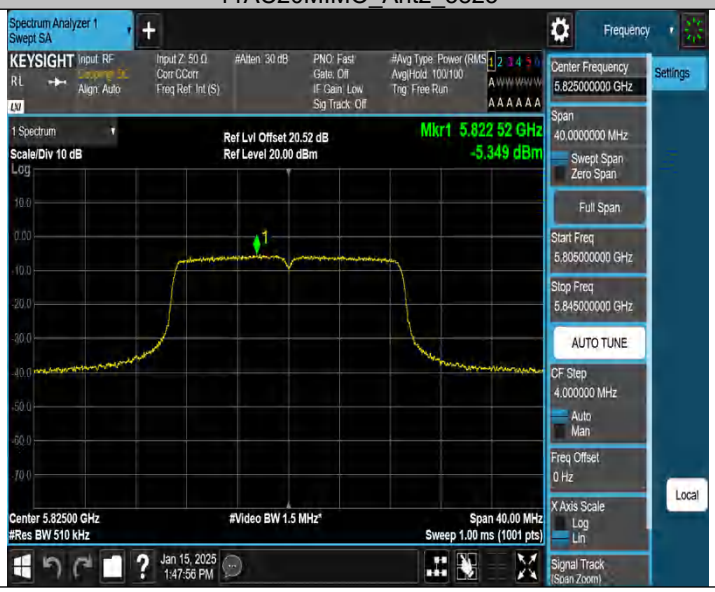

11AC40MIMO_Ant1_5190

11AC40MIMO_Ant2_5190

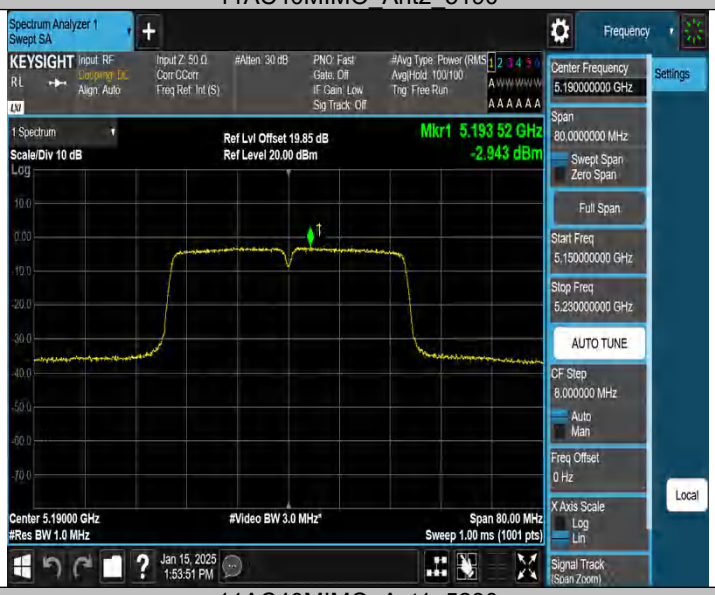

11AC40MIMO_Ant1_5230

11AC40MIMO_Ant2_5230

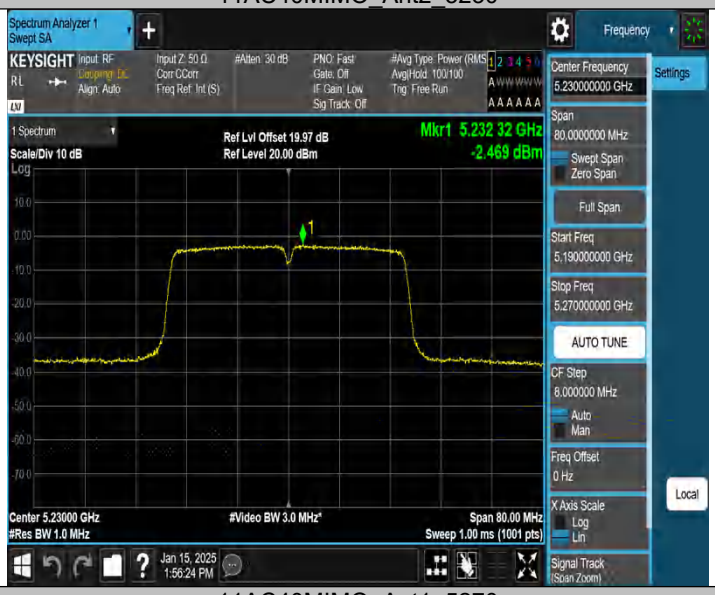

11AC40MIMO_Ant1_5270

11AC40MIMO_Ant2_5270

11AC40MIMO_Ant1_5310

11AC40MIMO_Ant2_5310

11AC40MIMO_Ant1_5510

11AC40MIMO_Ant2_5510

11AC40MIMO_Ant1_5550

11AC40MIMO_Ant2_5550

11AC40MIMO_Ant1_5670

11AC40MIMO_Ant2_5670

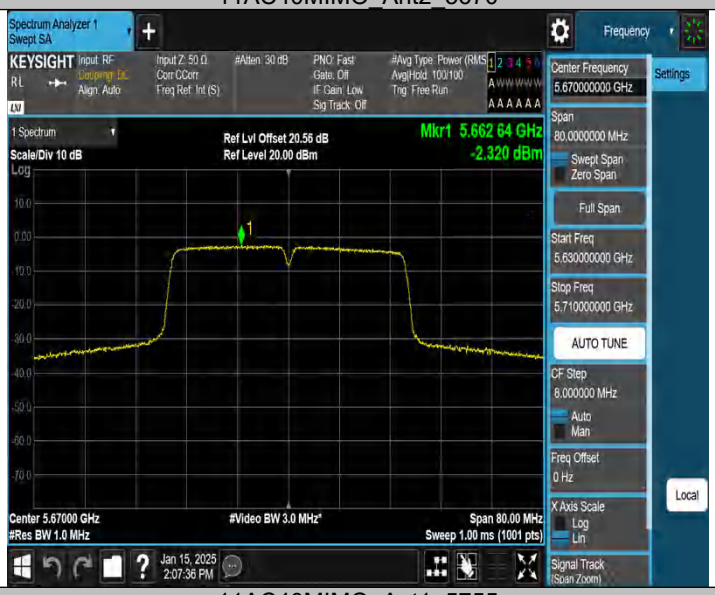

11AC40MIMO_Ant1_5755

11AC40MIMO_Ant2_5755

11AC40MIMO_Ant1_5795

11AC40MIMO_Ant2_5795

11AC80MIMO_Ant1_5210

11AC80MIMO_Ant2_5210

11AC80MIMO_Ant1_5290

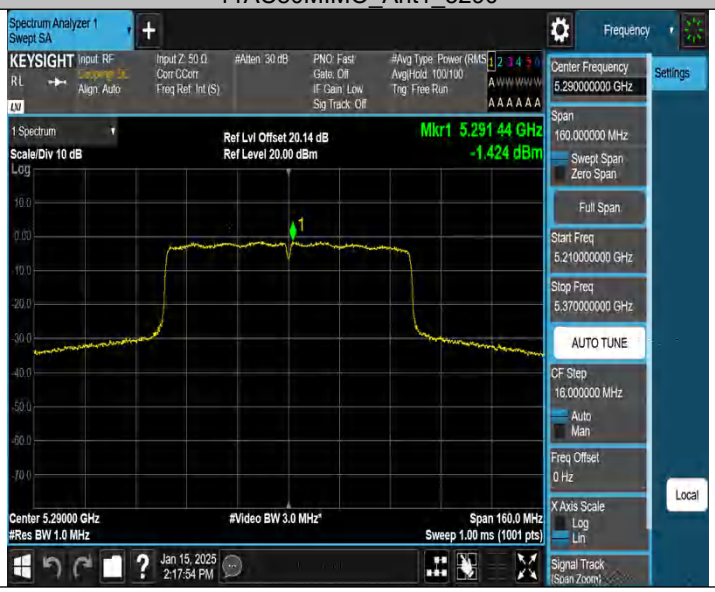

11AC80MIMO_Ant2_5290

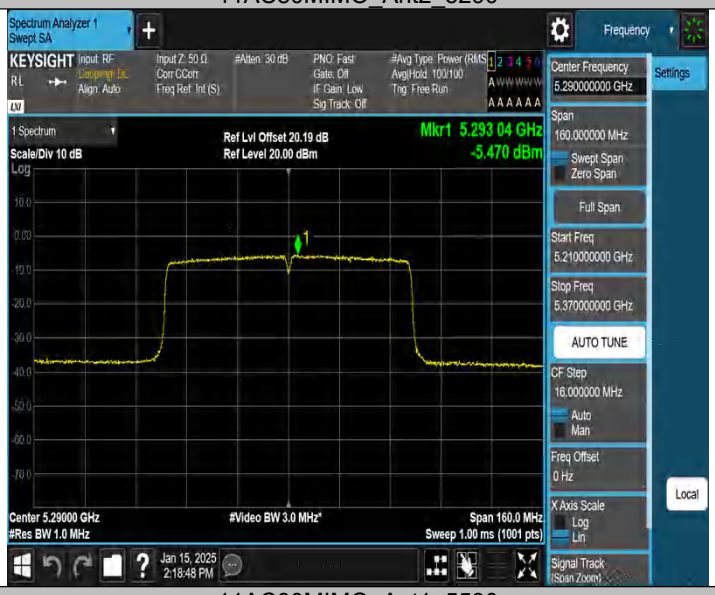

11AC80MIMO_Ant1_5530

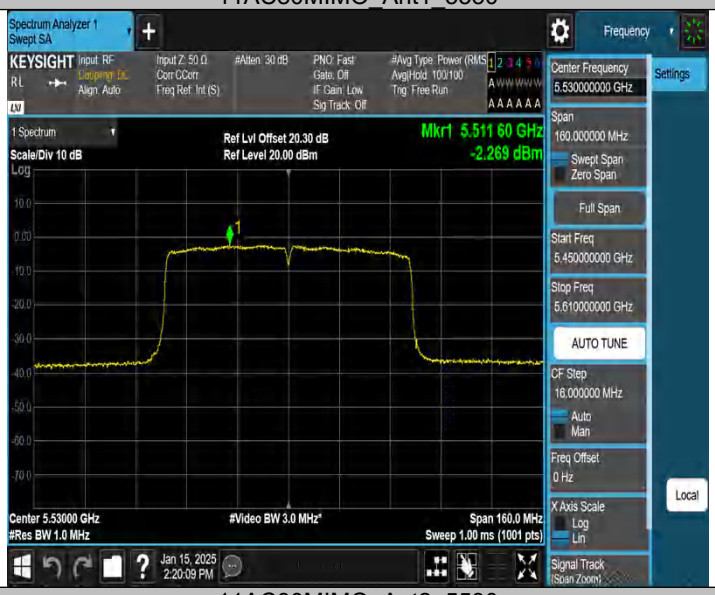

11AC80MIMO_Ant2_5530

11AC80MIMO_Ant1_5610

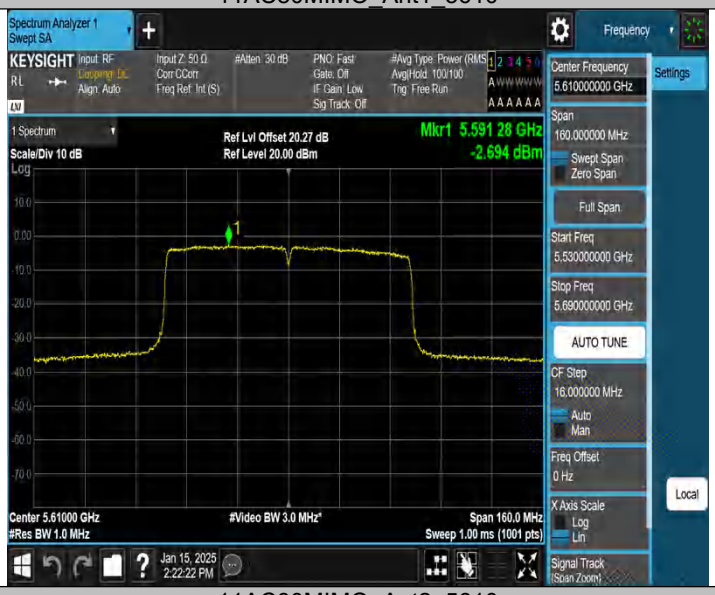

11AC80MIMO_Ant2_5610

11AC80MIMO_Ant1_5775

11AC80MIMO_Ant2_5775

11AX20MIMO_Ant1_5180

11AX20MIMO_Ant2_5180

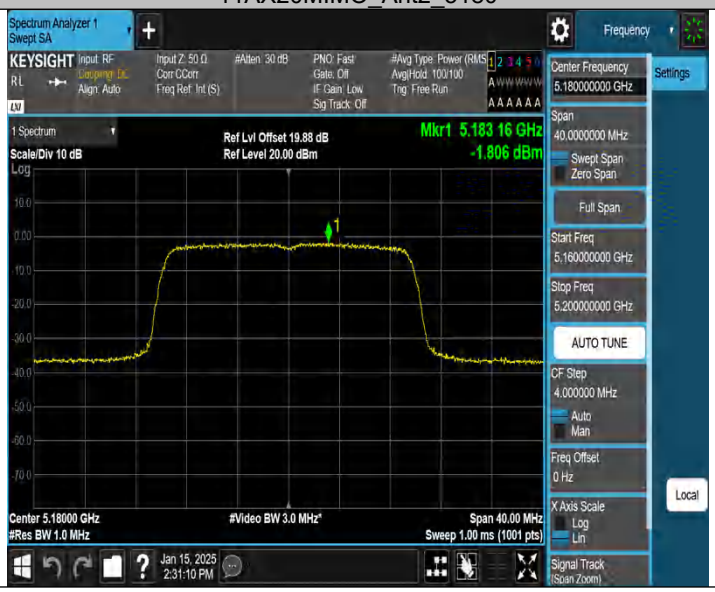

11AX20MIMO_Ant1_5200

11AX20MIMO_Ant2_5200

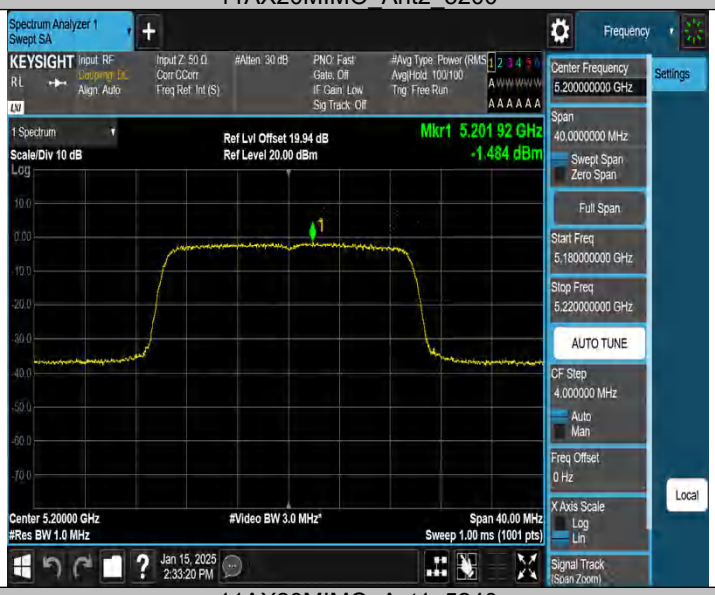

11AX20MIMO_Ant1_5240

11AX20MIMO_Ant2_5240

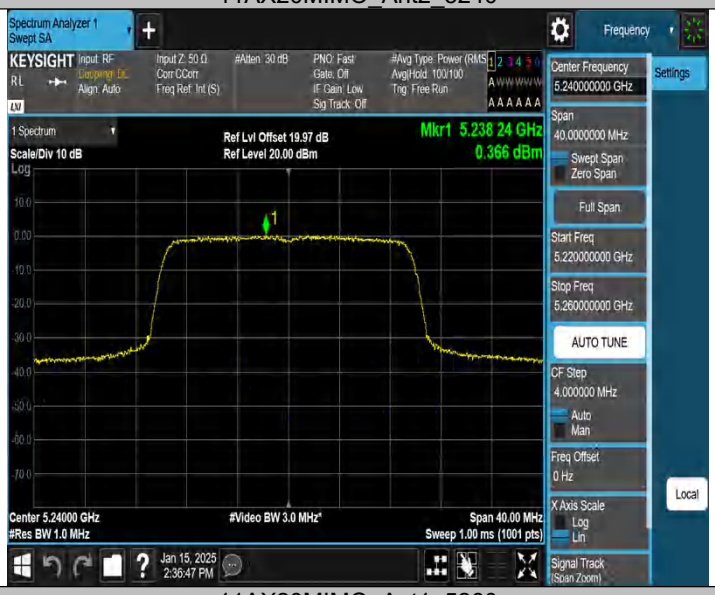

11AX20MIMO_Ant1_5260

11AX20MIMO_Ant2_5260

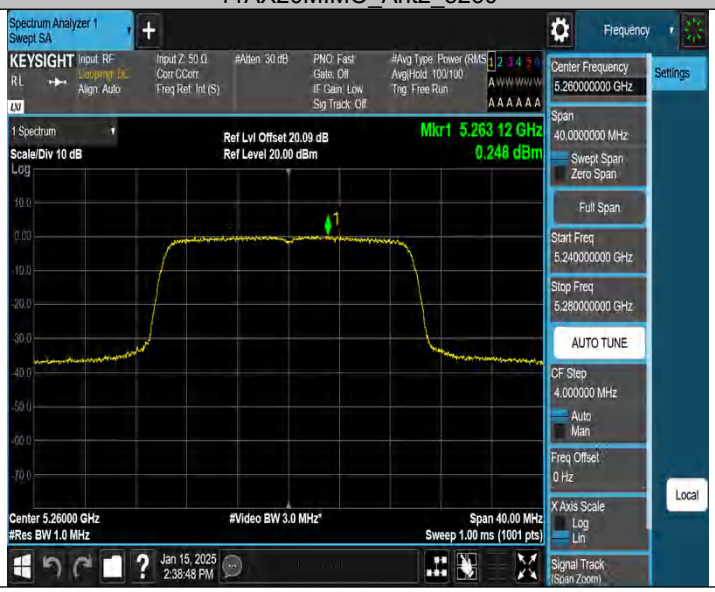

11AX20MIMO_Ant1_5280

11AX20MIMO_Ant2_5280

11AX20MIMO_Ant1_5320

11AX20MIMO_Ant2_5320

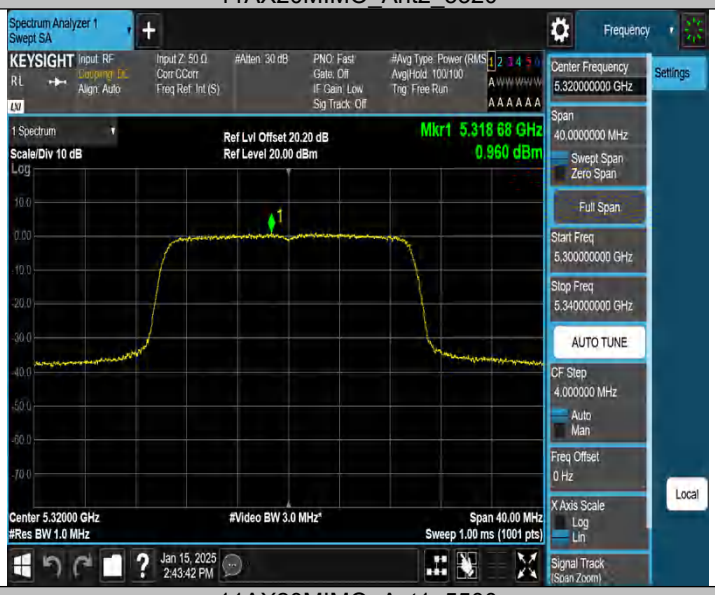

11AX20MIMO_Ant1_5500

11AX20MIMO_Ant2_5500

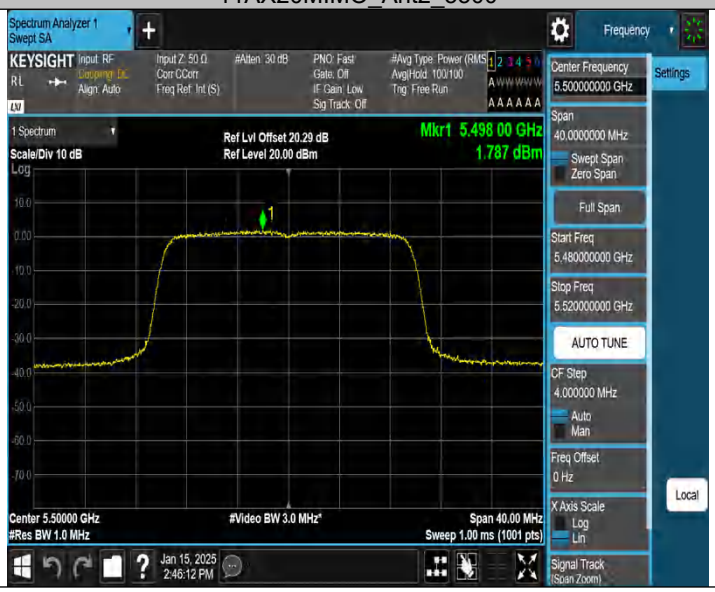

11AX20MIMO_Ant1_5580

11AX20MIMO_Ant2_5580

11AX20MIMO_Ant1_5700

11AX20MIMO_Ant2_5700

11AX20MIMO_Ant1_5745

11AX20MIMO_Ant2_5745

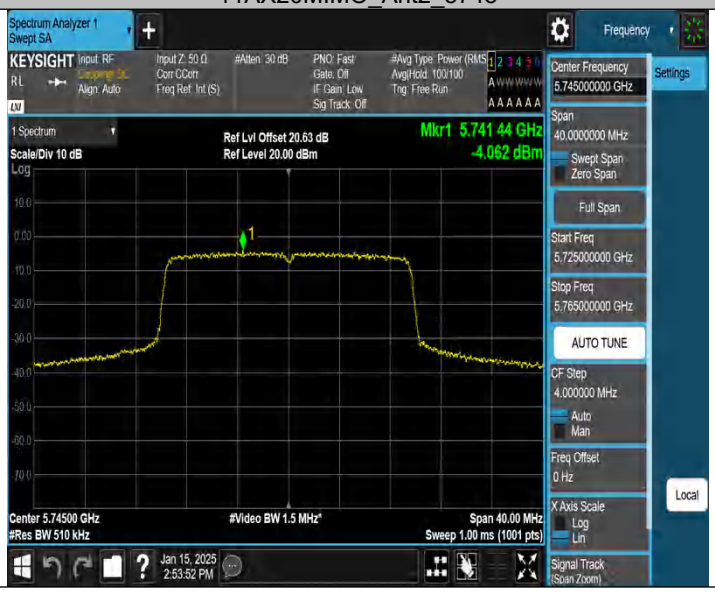

11AX20MIMO_Ant1_5785

11AX20MIMO_Ant2_5785

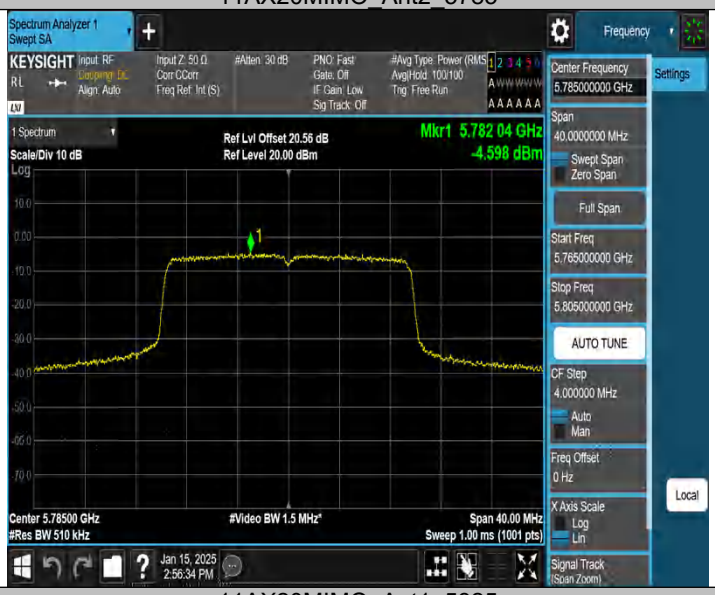

11AX20MIMO_Ant1_5825

11AX20MIMO_Ant2_5825

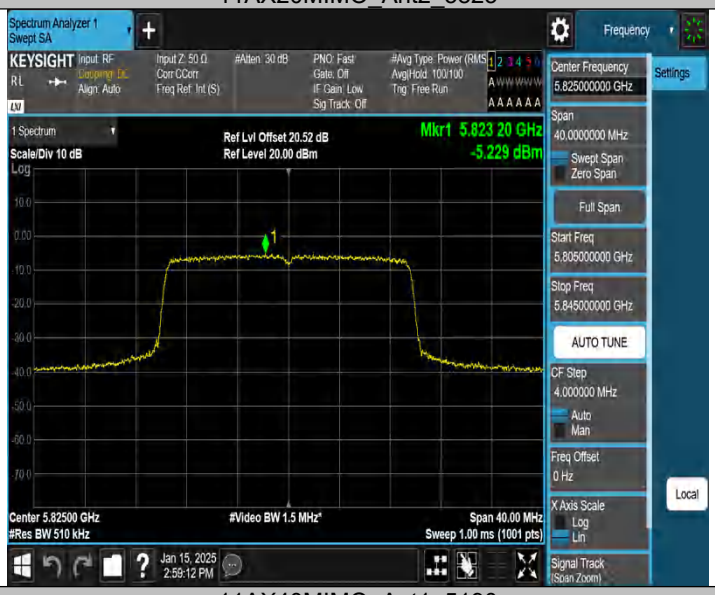

11AX40MIMO_Ant1_5190

11AX40MIMO_Ant2_5190

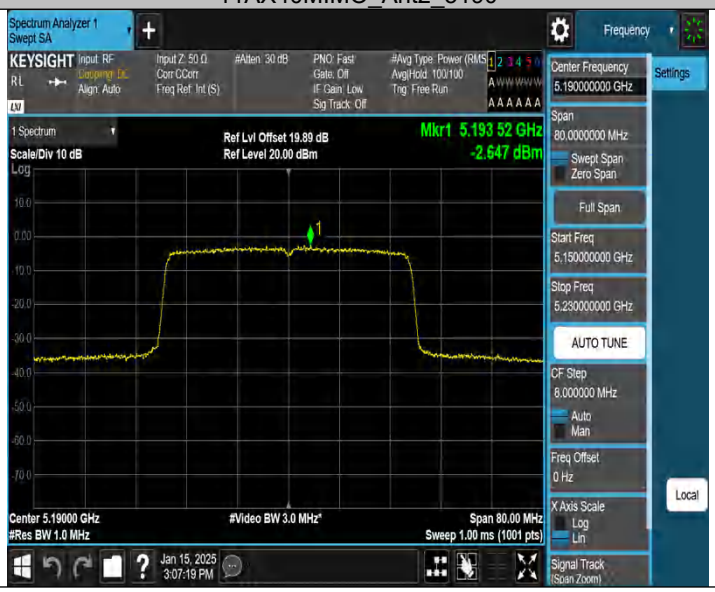

11AX40MIMO_Ant1_5230

11AX40MIMO_Ant2_5230

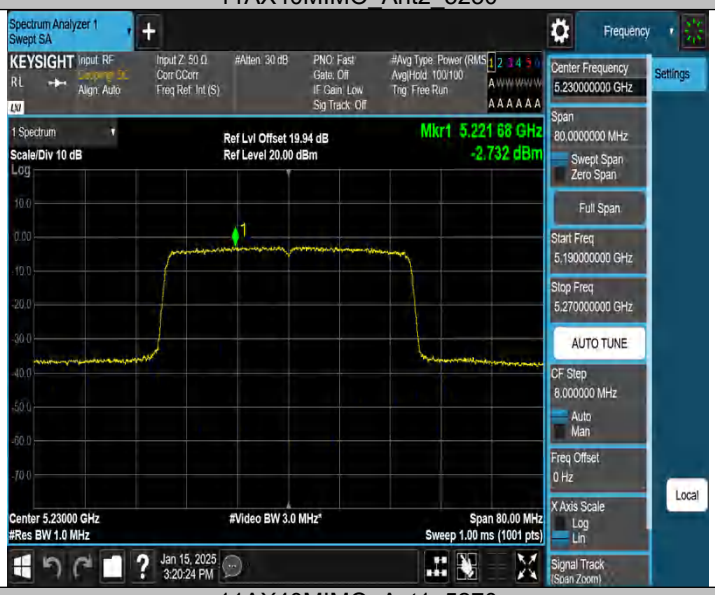

11AX40MIMO_Ant1_5270

11AX40MIMO_Ant2_5270

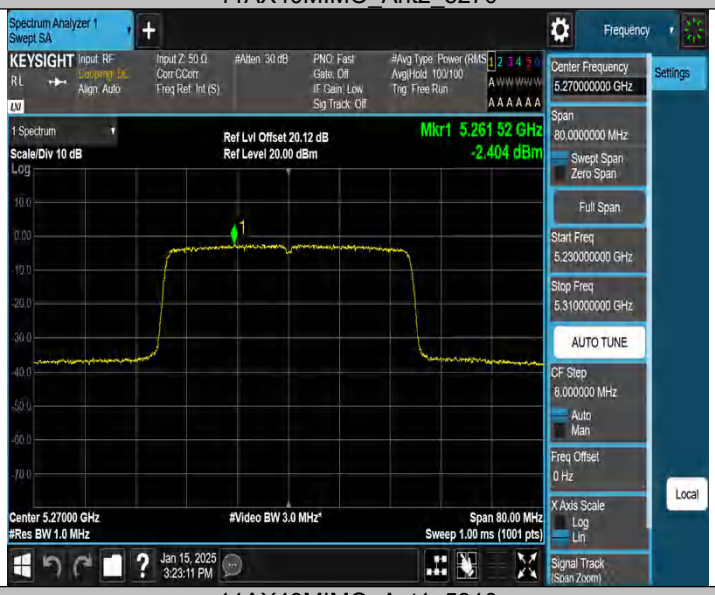

11AX40MIMO_Ant1_5310

11AX40MIMO_Ant2_5310

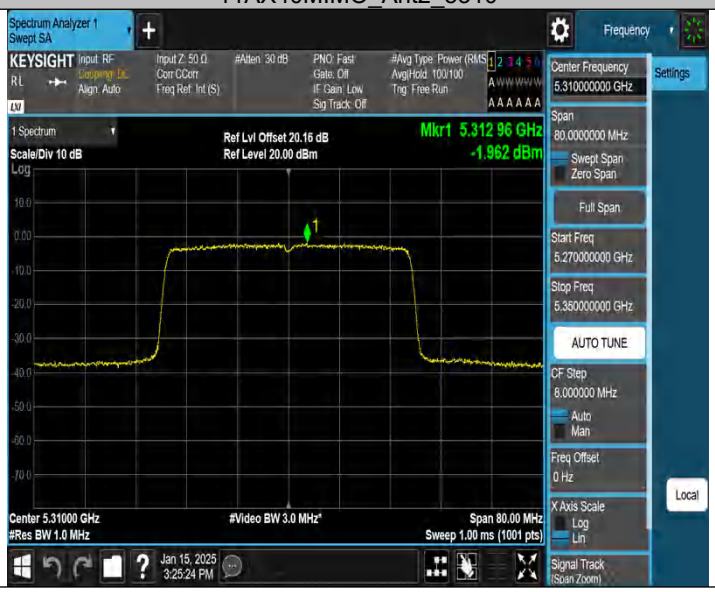

11AX40MIMO_Ant1_5510

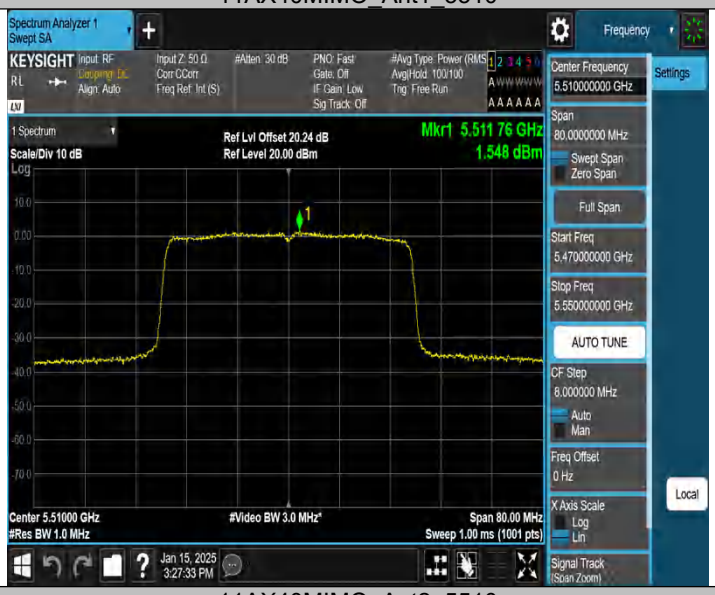

11AX40MIMO_Ant2_5510

11AX40MIMO_Ant1_5550

11AX40MIMO_Ant2_5550

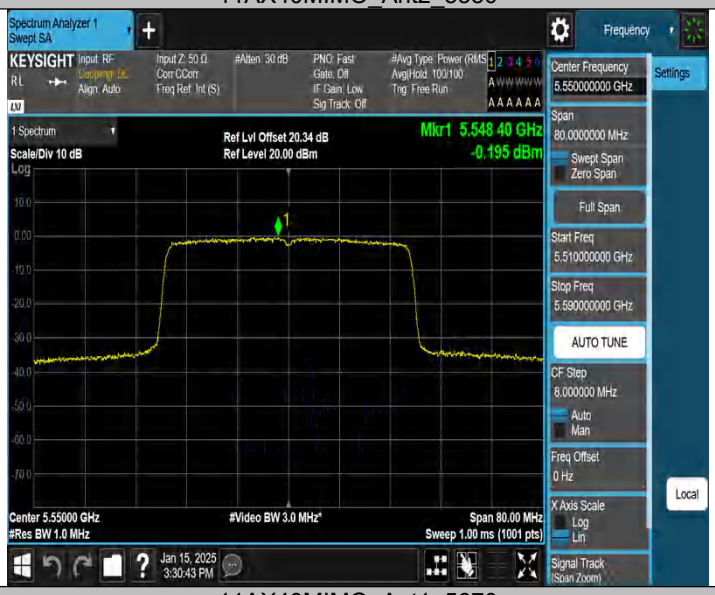

11AX40MIMO_Ant1_5670

11AX40MIMO_Ant2_5670

11AX40MIMO_Ant1_5755

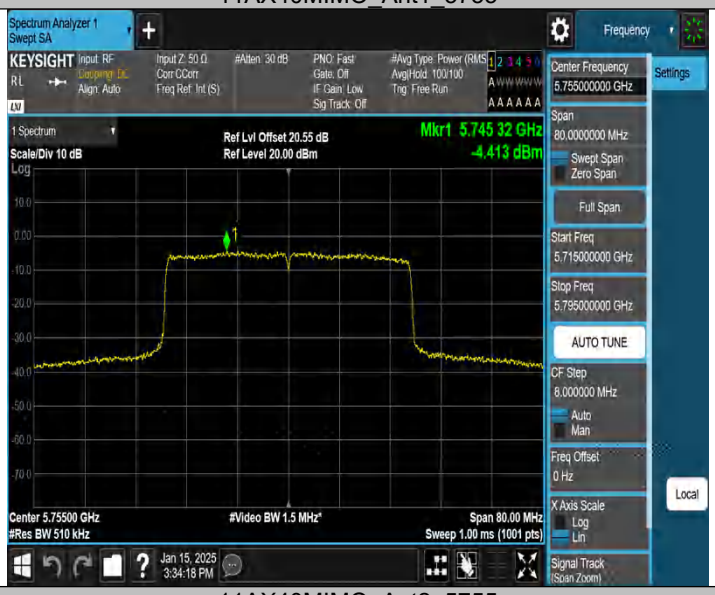

11AX40MIMO_Ant2_5755

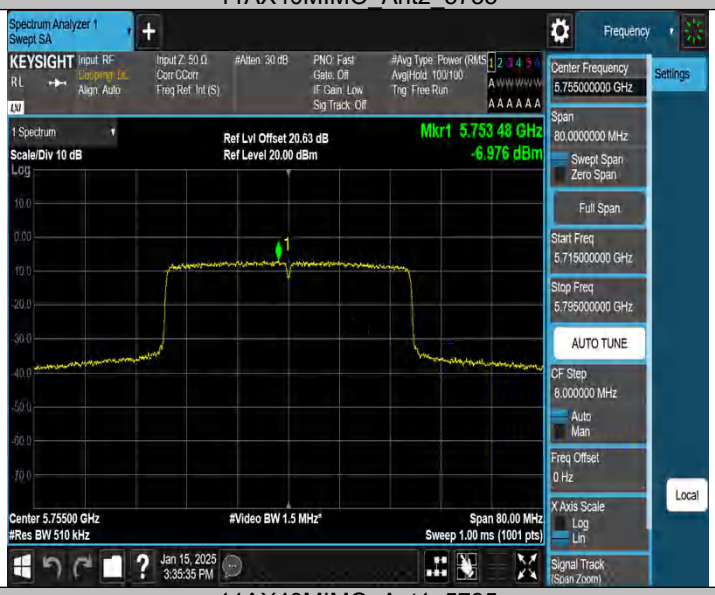

11AX40MIMO_Ant1_5795

11AX40MIMO_Ant2_5795

11AX80MIMO_Ant1_5210

11AX80MIMO_Ant2_5210

11AX80MIMO_Ant1_5290

11AX80MIMO_Ant2_5290

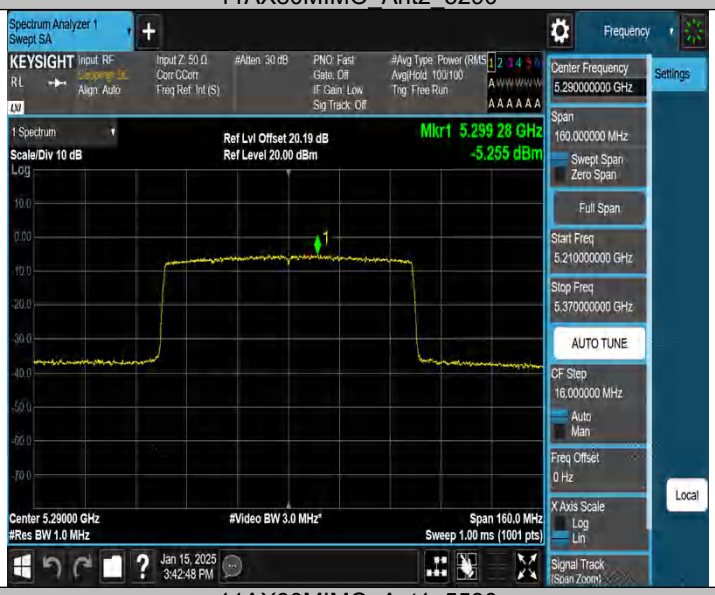

11AX80MIMO_Ant1_5530

11AX80MIMO_Ant2_5530

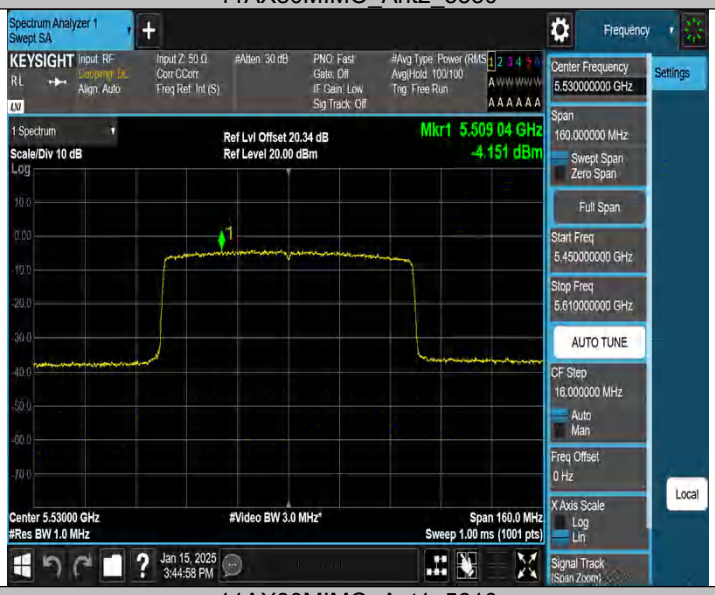

11AX80MIMO_Ant1_5610

11AX80MIMO_Ant2_5610

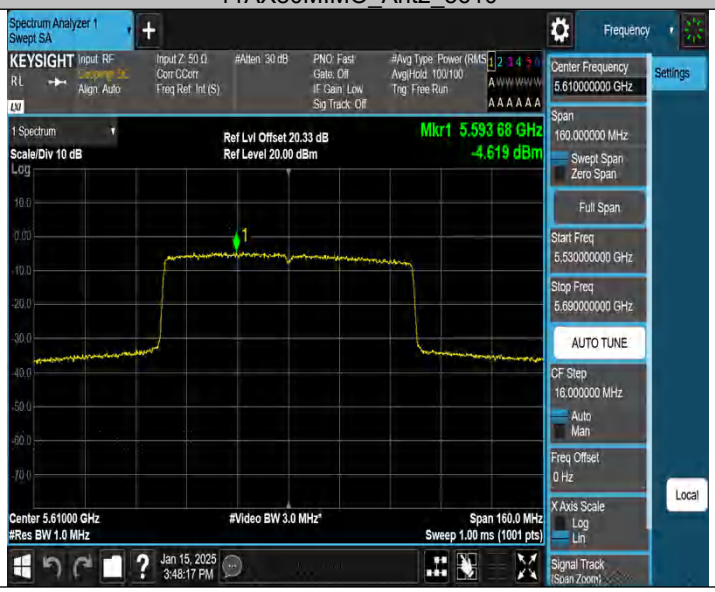

11AX80MIMO_Ant1_5775

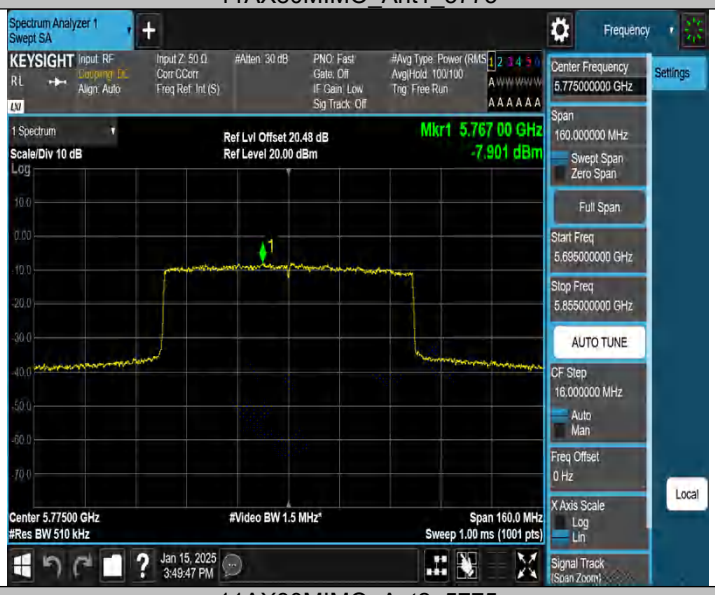

11AX80MIMO_Ant2_5775

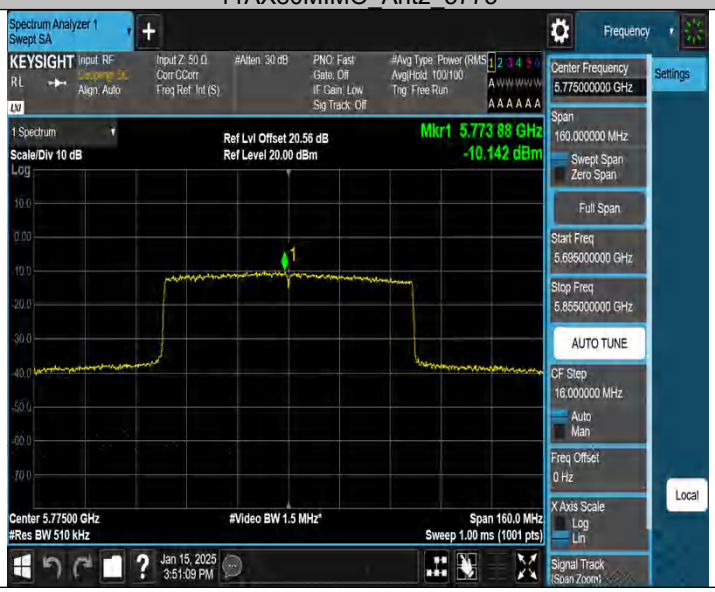

Appendix A.3: Test Results of Frequency Stability

Test Result

Voltage								
TestMode	Antenna	Channel	Voltage [Vdc]	Temperature (℃)	Deviation (Hz)	Deviation (ppm)	Limit (ppm)	Verdict
11AX20MIMO	Ant1	5180	NV	NT	6000.00	1.158301	20	PASS
		5200	NV	NT	7500.00	1.442308	20	PASS
		5240	NV	NT	6500.00	1.240458	20	PASS
		5260	NV	NT	6500.00	1.235741	20	PASS
		5280	NV	NT	7000.00	1.325758	20	PASS
		5320	NV	NT	7500.00	1.409774	20	PASS
		5500	NV	NT	7000.00	1.272727	20	PASS
		5580	NV	NT	7000.00	1.254480	20	PASS
		5700	NV	NT	8500.00	1.491228	20	PASS
		5745	NV	NT	8000.00	1.392515	20	PASS
		5785	NV	NT	8000.00	1.382887	20	PASS
		5825	NV	NT	8500.00	1.459227	20	PASS
11AX40MIMO	Ant1	5190	NV	NT	9000.00	1.734104	20	PASS
		5230	NV	NT	9000.00	1.720841	20	PASS
		5270	NV	NT	7500.00	1.423150	20	PASS
		5310	NV	NT	7000.00	1.318267	20	PASS
		5510	NV	NT	8000.00	1.451906	20	PASS
		5550	NV	NT	7000.00	1.261261	20	PASS
		5670	NV	NT	7000.00	1.234568	20	PASS
		5755	NV	NT	7500.00	1.303215	20	PASS
		5795	NV	NT	7000.00	1.207938	20	PASS
11AX80MIMO	Ant1	5210	NV	NT	5000.00	0.959693	20	PASS
		5290	NV	NT	6000.00	1.134216	20	PASS
		5530	NV	NT	6000.00	1.084991	20	PASS
		5610	NV	NT	6000.00	1.069519	20	PASS
		5775	NV	NT	6500.00	1.125541	20	PASS

Temperature								
TestMode	Antenna	Channel	Voltage [Vdc]	Temperature (℃)	Deviation (Hz)	Deviation (ppm)	Limit (ppm)	Verdict
11AX20MIMO	Ant1	5180	NV	0	6500.00	1.254826	20	PASS
			NV	40	6000.00	1.158301	20	PASS
		5200	NV	0	6500.00	1.250000	20	PASS
			NV	40	6000.00	1.153846	20	PASS
		5240	NV	0	6500.00	1.240458	20	PASS
			NV	40	5500.00	1.049618	20	PASS
		5260	NV	0	6500.00	1.235741	20	PASS
			NV	40	5500.00	1.045627	20	PASS
		5280	NV	0	5500.00	1.041667	20	PASS
			NV	40	5500.00	1.041667	20	PASS
		5320	NV	0	6500.00	1.221805	20	PASS
			NV	40	7000.00	1.315789	20	PASS
		5500	NV	0	6500.00	1.181818	20	PASS
			NV	40	5500.00	1.000000	20	PASS
		5580	NV	0	6000.00	1.075269	20	PASS
			NV	40	6500.00	1.164875	20	PASS
		5700	NV	0	7500.00	1.315789	20	PASS
			NV	40	6000.00	1.052632	20	PASS
		5745	NV	0	7500.00	1.305483	20	PASS
			NV	40	7000.00	1.218451	20	PASS
		5785	NV	0	7000.00	1.210026	20	PASS
			NV	40	7000.00	1.210026	20	PASS
		5825	NV	0	8000.00	1.373391	20	PASS
			NV	40	7500.00	1.287554	20	PASS
11AX40MIMO	Ant1	5190	NV	0	7500.00	1.445087	20	PASS
			NV	40	6000.00	1.156069	20	PASS

		5230	NV	0	7500.00	1.434034	20	PASS
			NV	40	6000.00	1.147228	20	PASS
		5270	NV	0	7000.00	1.328273	20	PASS
			NV	40	6500.00	1.233397	20	PASS
		5310	NV	0	6000.00	1.129944	20	PASS
			NV	40	5500.00	1.035782	20	PASS
		5510	NV	0	7000.00	1.270417	20	PASS
			NV	40	6500.00	1.179673	20	PASS
		5550	NV	0	6000.00	1.081081	20	PASS
			NV	40	5500.00	0.990991	20	PASS
		5670	NV	0	7000.00	1.234568	20	PASS
			NV	40	6000.00	1.058201	20	PASS
		5755	NV	0	6000.00	1.042572	20	PASS
			NV	40	6000.00	1.042572	20	PASS
		5795	NV	0	5500.00	0.949094	20	PASS
			NV	40	5500.00	0.949094	20	PASS
11AX80MIMO	Ant1	5210	NV	0	4500.00	0.863724	20	PASS
			NV	40	5000.00	0.959693	20	PASS
		5290	NV	0	5000.00	0.945180	20	PASS
			NV	40	4500.00	0.850662	20	PASS
		5530	NV	0	5500.00	0.994575	20	PASS
			NV	40	5000.00	0.904159	20	PASS
		5610	NV	0	5500.00	0.980392	20	PASS
			NV	40	5000.00	0.891266	20	PASS
		5775	NV	0	5500.00	0.952381	20	PASS
			NV	40	6000.00	1.038961	20	PASS