400mm

54.2mm

GIGASTONE

Charge Fast,Live More

磁吸無線行動電源

说明书 | User Manual

产品示意图

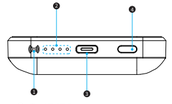

1 无线充电指示灯
2 电量指示灯
3 USB-C端口
4 电源键

包装清单

5000mAh 磁性无线充电宝	x1
USB-C 线 x 1 (USB-A 转 USB-C 充电线)	x1
用户手册	x1

用充电线缆为手机或平板电脑充电

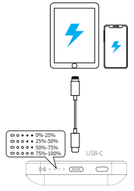

运行状态	无线充电指示灯	电量指示灯
无线充电/已充满电	熄灭	显示当前电量

为iPhone 12系列及其他设备无线充电

- **为iPhone 12 系列充电**

① 如需启动无线充电功能，轻按下电源按钮，无线充电指示灯将显示为蓝色灯闪一次灭。

② 下图所示，将iPhone 12 放置于充电器上。手机将自动唤醒固定，无线充电器指示灯将显示为蓝色常亮，表示正在为手机充电。

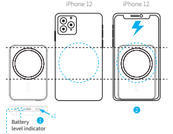

为其他支持无线充电的手机充电

如需为其他支持无线充电的手机充电，请将手机对准充电器上的充电标志。如果设备上未显示充电图标，请尝试调整手机的摆放位置。(注：本产品无线充电功能专为iPhone 12系列手机设计，其他手机型号可能出现不适配情况)

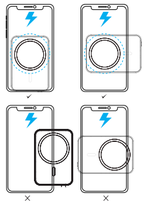

运行状态	无线充电指示灯	电量指示灯
已启动无线充	蓝灯闪一次灭	显示当前电量
正在充电	蓝灯长亮	显示当前电量
检测到金属或异物	蓝灯闪烁长亮（30秒后指示灯熄灭关闭输出）	蓝灯闪烁（30秒后指示灯熄灭）
电量已满	1. 手机如有充满自检功能，无线充电器到电子自检模式工作，蓝灯熄灭；2. 手机如无充满自检功能，无线充一直处于充电工作，蓝灯闪烁，维持手机100%电量	熄灭
关闭电源	熄灭	熄灭

- 注意：您无法在下列情形下为设备进行无线充电
- 使用带有气囊或突起外壳时
- 使用的手机保护壳过厚（大于5毫米）时
- 当您使用输出功率为5V/1A 5W 或以下的适配器。
- 当有线充电器和以太无线充电器在电时更加方便，但受到当前无线技术的限制，充电速度要慢于有线充电器。
- 高温会导致充电速度降低并削减充电功率，所有无线充电器均有此现象，建议在温度低于20℃的环境中为设备充电。
- 手机保护壳和设备在无线充电器上的摆放位置会影响充电速度。
- 设备在无线充电器上的位置离中心越远，充电速度越慢。

Charging Devices Wirelessly and Recharging Your Portable Charge Simultaneously

您可以在设备无线充电时，同时为power bank充电。无线充电指示灯将呈蓝色常亮，而电量指示灯将显示当前电量。一颗灯闪烁，其他灯正常显示电量。

规格

容量	5000mAh 3.7Vdc/18.5Wh
USB-C输入	5V/2.4A
USB-C输出	5V/2.4A
无线输出	7.5W(MAX) 磁吸功能

为移动电源充电

蓝灯灭，白灯显示电量（一颗灯闪烁，其他灯正常显示电量）

注意：当power bank的温度超过限值时，电量指示灯将会熄灭。请将power bank冷却后在使用。

安全须知

a)禁止拆卸，打开，切割或用金属刺穿移动电源。
b)禁止将移动电源暴露在热源或火焰下，禁止将移动电源投入火中。避免在阳光直射下存储。
c)禁止短路移动电源，不要将多只移动电源随意摆置在盒子或抽屉中以避免它们间相互短路或被其他金属物体短路。
d)禁止使移动电源经受机械冲击。
e)一旦发生泄漏，防止泄漏出的液体直接接触皮肤或眼睛。如发生接触，应用大量水冲洗接触部位。
f)在电时应按照制造商的使用说明进行。
g)注意移动电源上的标识，确保正确使用。
h)保持移动电源清洁和干燥。
i) 不要将移动电源长期充电。
j) 移动电源在15℃-35℃的条件下充放电可以获得最佳使用效果和使用寿命。
k)保存好产品的原始说明书以备日后参考。
l) 按国家的环保法规处理废弃移动电源。

客服支持

12 有限保修12个月

人 终身技术支持

IMPORTANT SAFETY INSTRUCTIONS

1)Store the product in a cool and dry place.
2)Do not store the product in a hot or burnid environment.
3)Use of power supply or charger not recommended or sold by the product manufacturer may result in a risk of fire or injury to person.
4)Operating temperature should be between 0°C to 40°C/14°F to 104°F。
5)Do not disassemble the product.Take it to a qualified service person when service or repair is required.Incorrect reassembly may result in a risk of fire or injury to persons.
6)If the product is not used for long periods of time,you should charge and discharge once every three months.
7)When charging,a device,the product may feel warm. This is a normal operating condition and should not be a cause for concern.
8)In normal conditions,the battery performance will decline over several years.
9)Do not dispose of the porduct in heat or fire
10)Do not clean the product with harmful chemicals or detergents
11)Misuse,dropping,or excessive force may cause product damage
12)When disposing of secondary cells or batteries,keep cells or batteries of different electrochemical systems separate from each other.
13)Be aware that a discharged battery may cause fire or smoke. Tape the terminals to insulate them.

Customer Service

12 12-month Limited Warranty

Lifetime Technical Support

Recharging Your Portable Charge

While recharging your power bank,the battery level indicator will show the current battery level and the wireless charging indicator will turn off.

Note:When your power bank exceeds the temperature limit,the battery level indicator will turn off.Let power bank cool down before use.

Spec

Capacity	5000mAh 3.7Vdc/18.5Wh
USB-C Input	5V/2.4A
USB-C Output	5V/2.4A
Wireless Output	7.5W(MAX) Magnetic function

Charging Devices Wirelessly and Recharging Your Portable Charge Simultaneously

You can charge power bank at the same time while the device is wirelessly charging. The wireless charging indicator will be steady blue, and the battery indicator will show the current battery level. One light flashes, and the other lights display power normally.

Working Status	Wireless Charging Indicator	Battery Level Indicator
Wireless charging activated	The blue light flashes once	Shows the current battery level
Charging	Blue light is on	Shows the current battery level
Metal or abnormal objects detected	Flashing blue,and off after 30s	The blue light flashes and turns off after 30s (turn-out after 30 seconds)
Fully charged	Flashing blue(For some models, the indicator will turn off when the battery is fully charged)	Off
Wireless charging off	Off	Off

Note:

- You cannot charge your device wirelessly in these scenarios:
- When using a case with a pop socket
- When using an ultra-thick(>5mm) protective phone case
- Do not use adapter with an output of 5V / 1A (5W) or less
- Wireless chargers make charging more convenient than wired chargers,but confined by current wireless technology,their charging speed is slower than that of wired chargers
- High temperatures will reduce charging speed and restrict power, which is something that happens to all wireless chargers.It is recommended that you charge your device in environments with temperatures below 20℃/77℉
- Both the protective phone case and the position of your device on the wireless charger will affect the charging speed.The farther it is placed from the center of the wireless charger, the slower the charging speed will be.

Charge Other Devices

for other phones that support wireless charging,align your phone with the charging logo on the charger.If no charging icon shows on your device, try adjusting the position of the phone. (Note: The wireless charging function is designed for iPhone 12 series, and this function can not be used for other mobile phone models)

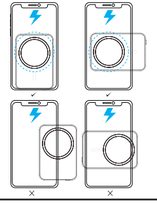

Charging the iPhone 12 Series and Other Devices Wirelessly

- **Charging the iPhone 12 Series**

① To activate the wireless charging function, short press the power button. The wireless charging indicator will flash blue once.

② Place your iPhone 12 on the charger as illustrated below and it will be held in place magnetically. The wireless charging indicator will flash blue,indicating it is charging your phone

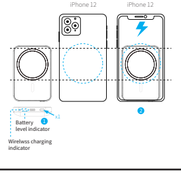

Charge Tour Phone or Tablet Using Charging Cables

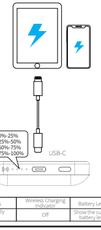

Device Status	Wireless Charging Indicator	Battery Level
Charging / fully charged	Off	Show the current battery level

At a Glance

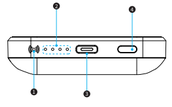

1 Wireless Charging Indicator
2 battery indicator
3 USB-C Port
4 Power Button

Packing Detail

5000mAh Magnetic Wireless Power bank	x1
USB-C Cable x 1(USB-A to USB-C charging cable)	x1
User Manual	x1

FCC Caution：
This device complies with part 15 of the FCC Rules. Operation is subject to the following two conditions: (1) This device may not cause harmful interference, and (2) this device must accept any interference received, including interference that may cause undesired operation.

Any Changes or modifications not expressly approved by the party responsible for compliance could void the user's authority to operate the equipment.

Note: This equipment has been tested and found to comply with the limits for a Class B digital device, pursuant to part 15 of the FCC Rules. These limits are designed to provide reasonable protection against harmful interference in a residential installation. This equipment generates uses and can radiate radio frequency energy and, if not installed and used in accordance with the instructions, may cause harmful interference to radio communications. However, there is no guarantee that interference will not occur in a particular installation. If this equipment does cause harmful interference to radio or television reception, which can be determined by turning the equipment off and on, the user is encouraged to try to correct the interference by one or more of the following measures:
-Reorient or relocate the receiving antenna.
-Increase the separation between the equipment and receiver.
-Connect the equipment into an outlet on a circuit different from that to which the receiver is connected.
-Consult the dealer or an experienced radio/TV technician for help.

The device has been evaluated to meet general RF exposure requirement. The device can be used in portable exposure condition without restriction.