Inverted F Antenna Specification

PCB Antenna

Antenna model:HL2_Inverted F Antenna
Manufacture:SHENZHEN LDROBOT CO.,LTD
Address: 16/F, Block A, Building 6, International innovation Valley, Nanshan District, Shenzhen, PRC

1. Antenna diagram



2. Antenna Size(mm)

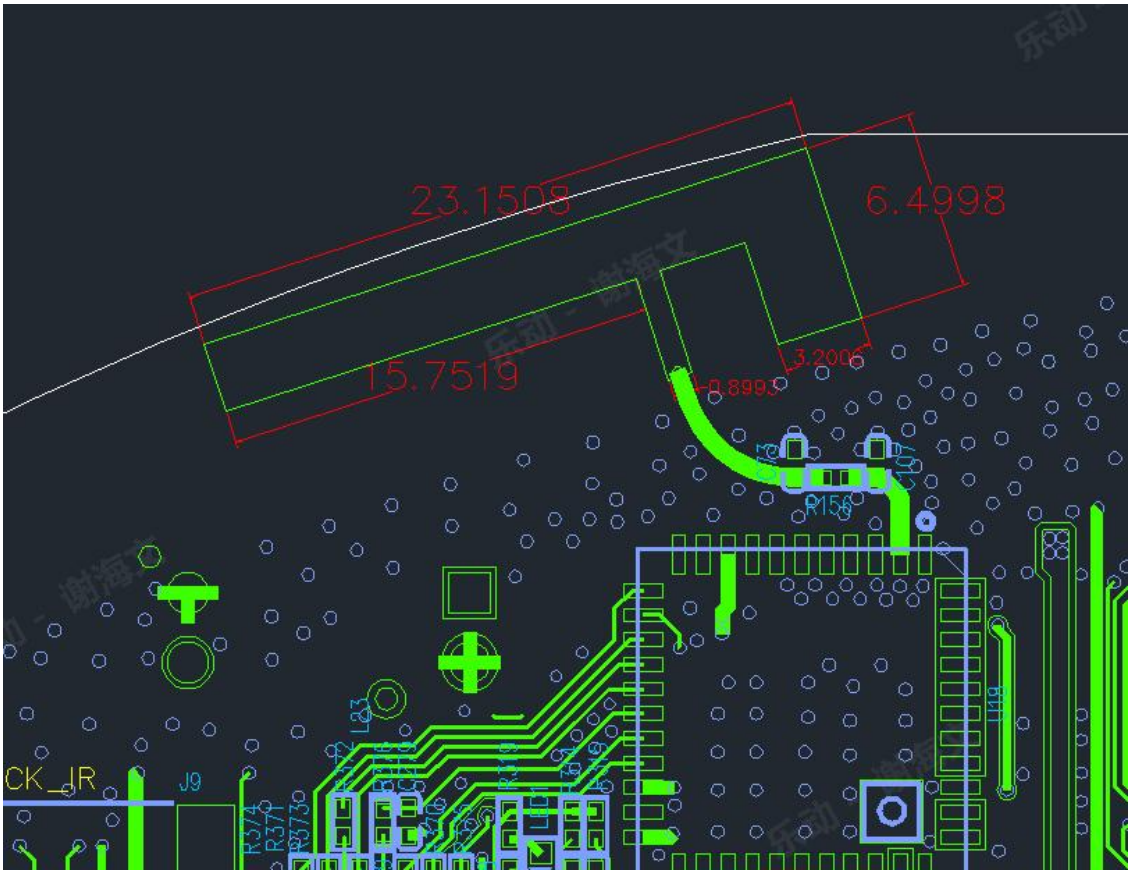

3. Antenna Electrical Performance

1）Operating frequency segment

Frequency Range	**Frequency (MHz)**	**VSWR**
WIFI	**2400 ~ 2500**	**≤ 2**

2）Passive efficiency & Gain

Frequency/Mhz	Efficiency / %	MaxGain/dBi
2400	57.41	2.06
2410	56.1	1.9
2420	56.23	1.74
2430	56.1	1.55
2440	56.89	1.51
2450	54.58	1.2
2460	52.72	1.14
2470	50.82	1.09
2480	48.53	1.02
2490	46.13	0.82
2500	44.26	0.67

3）VSWR

4）Antenna Passive Test

For details about the test data,see the “HL2_Inverted F Antenna Passive Test” documentation

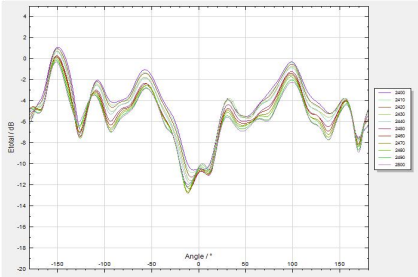

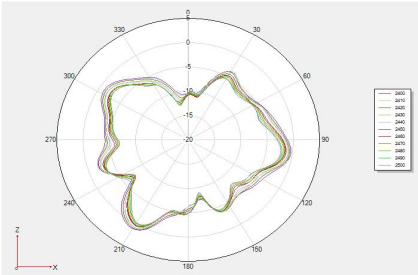

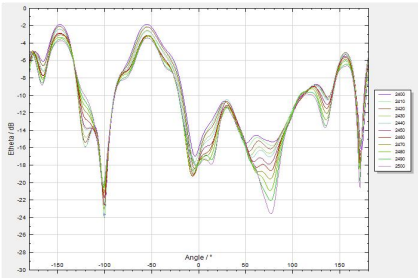

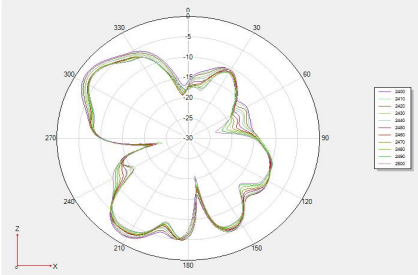

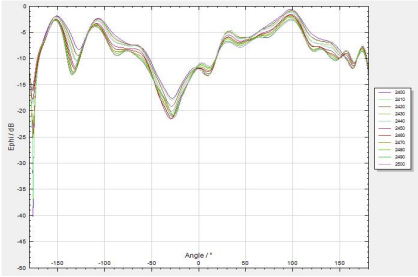

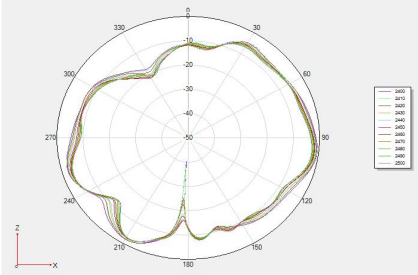

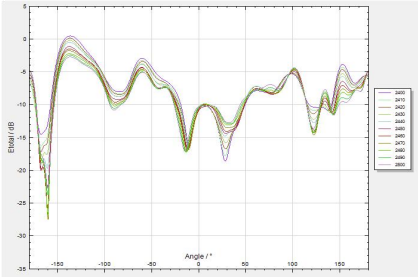
Ethetv / dB
Angle / °
2400
2410
2420
2430
2440
2450
2460
2470
2480
2490
2500

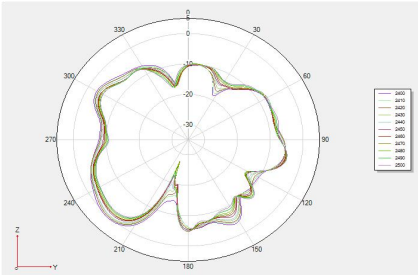
2400
2410
2420
2430
2440
2450
2460
2470
2480
2490
2500

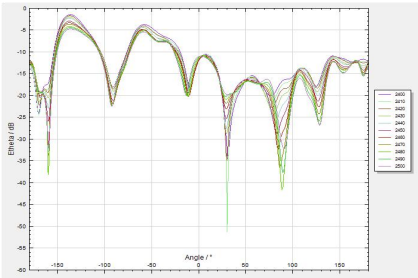
Ethetv / dB
Angle / °
2400
2410
2420
2430
2440
2450
2460
2470
2480
2490
2500

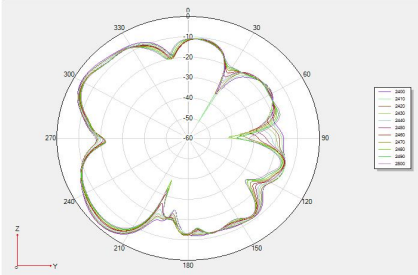
2400
2410
2420
2430
2440
2450
2460
2470
2480
2490
2500

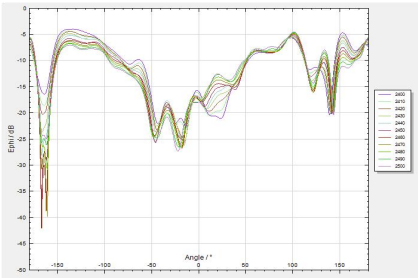
Ephi / dB
Angle / °
2400
2410
2420
2430
2440
2450
2460
2470
2480
2490
2500

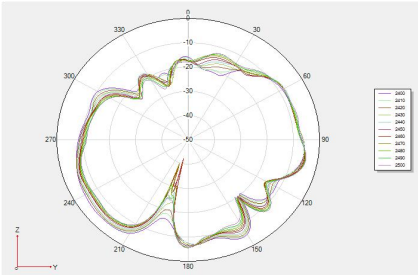
2400
2410
2420
2430
2440
2450
2460
2470
2480
2490
2500

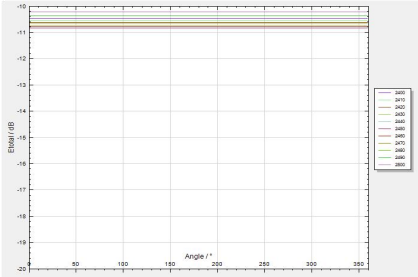
Ethetv / dB
Angle / °
2400
2410
2420
2430
2440
2450
2460
2470
2480
2490
2500

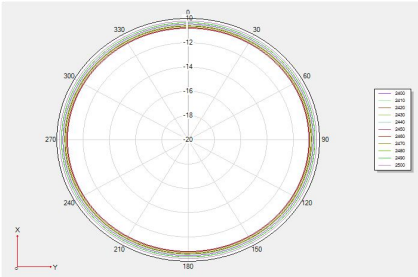
0
30
60
90
120
150
180
210
240
270
300
330
X
Y
2400
2410
2420
2430
2440
2450
2460
2470
2480
2490
2500

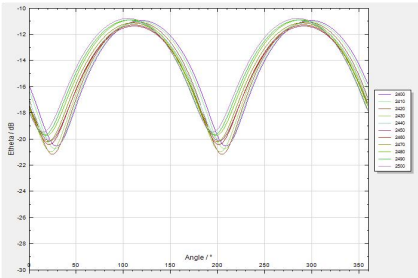
Ethetv / dB
Angle / °
2400
2410
2420
2430
2440
2450
2460
2470
2480
2490
2500

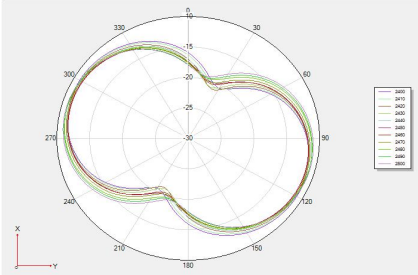
0
30
60
90
120
150
180
210
240
270
300
330
X
Y
2400
2410
2420
2430
2440
2450
2460
2470
2480
2490
2500

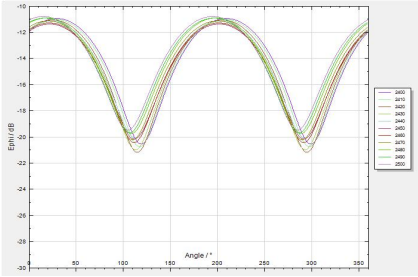
Ethi / dB
Angle / °
2400
2410
2420
2430
2440
2450
2460
2470
2480
2490
2500

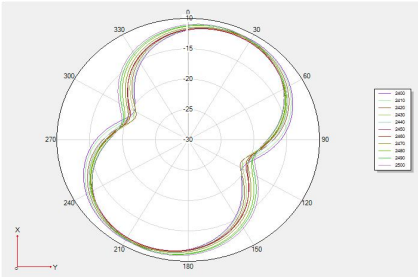
0
30
60
90
120
150
180
210
240
270
300
330
X
Y
2400
2410
2420
2430
2440
2450
2460
2470
2480
2490
2500

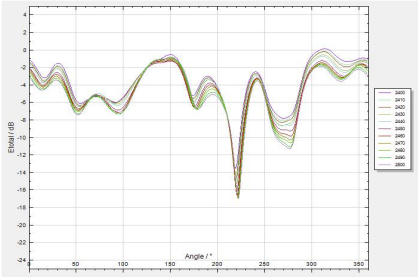
Ephi / dB
Angle / °
2400
2410
2420
2430
2440
2450
2460
2470
2480
2490
2500

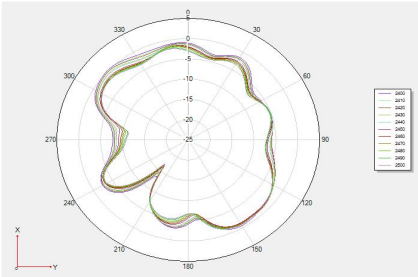
X
Y
2400
2410
2420
2430
2440
2450
2460
2470
2480
2490
2500

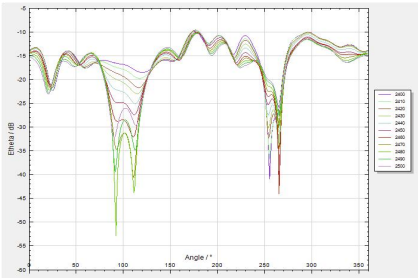
Etheta / dB
Angle / °
2400
2410
2420
2430
2440
2450
2460
2470
2480
2490
2500

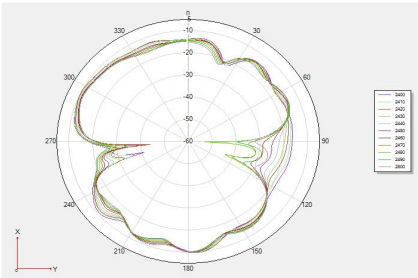
X
Y
2400
2410
2420
2430
2440
2450
2460
2470
2480
2490
2500

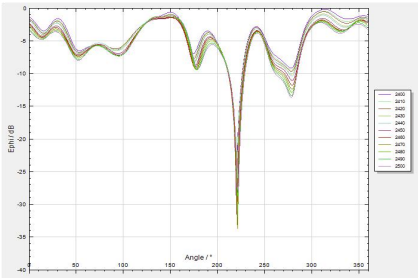
Ephi / dB
Angle / °
2400
2410
2420
2430
2440
2450
2460
2470
2480
2490
2500

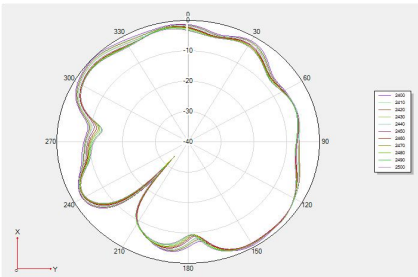
X
Y
2400
2410
2420
2430
2440
2450
2460
2470
2480
2490
2500

Frequency/	Efficiency /	Efficiency / %
2400	-2.41	57.41
2410	-2.51	56.1
2420	-2.5	56.23
2430	-2.51	56.1
2440	-2.45	56.89
2450	-2.63	54.58
2460	-2.78	52.72
2470	-2.94	50.82
2480	-3.14	48.53
2490	-3.36	46.13
2500	-3.54	44.26

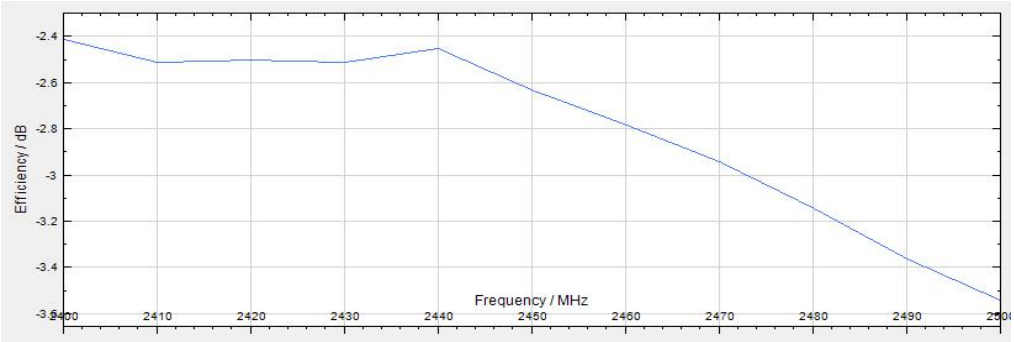

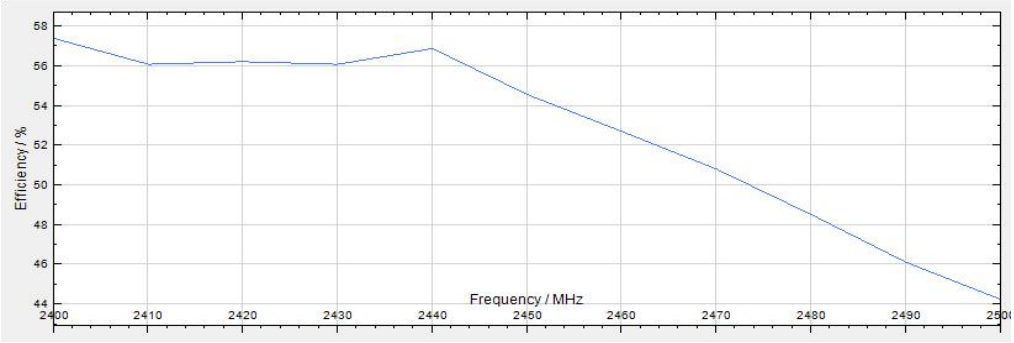

Frequency/	MaxGain/dI	AvgGain/dBi
2400	2.06	-2.41
2410	1.9	-2.51
2420	1.74	-2.5
2430	1.55	-2.51
2440	1.51	-2.45
2450	1.2	-2.63
2460	1.14	-2.78
2470	1.09	-2.94
2480	1.02	-3.14
2490	0.82	-3.36
2500	0.67	-3.54

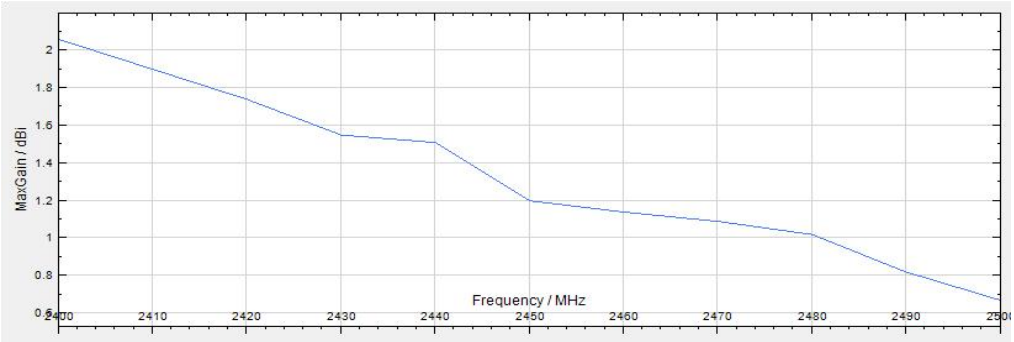

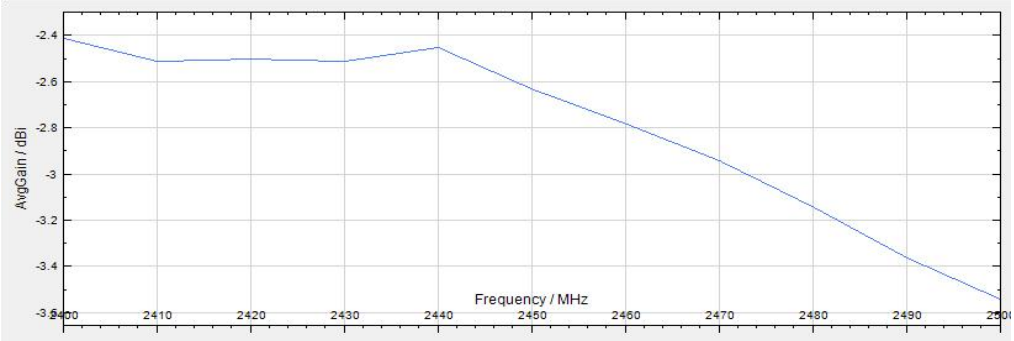

Frequency/	MaxEphi/dI	AvgEphi/dBi
2400	2.03	-3.83
2410	1.87	-3.94
2420	1.69	-3.93
2430	1.49	-3.94
2440	1.44	-3.87
2450	1.11	-4.05
2460	1.05	-4.2
2470	0.99	-4.35
2480	0.91	-4.54
2490	0.72	-4.76
2500	0.57	-4.93

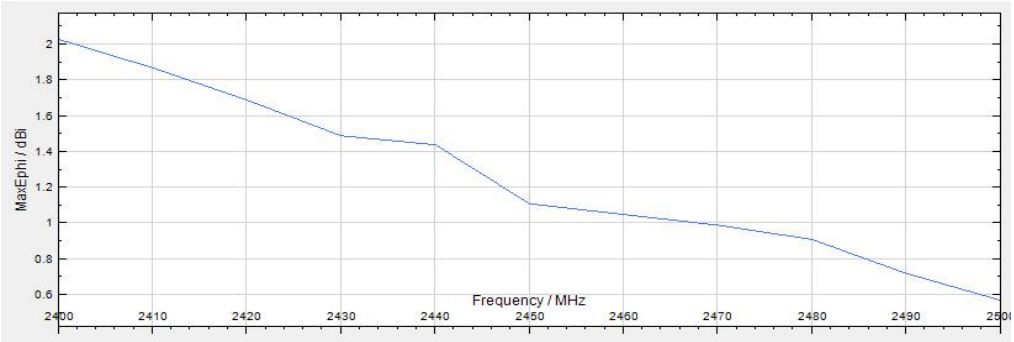

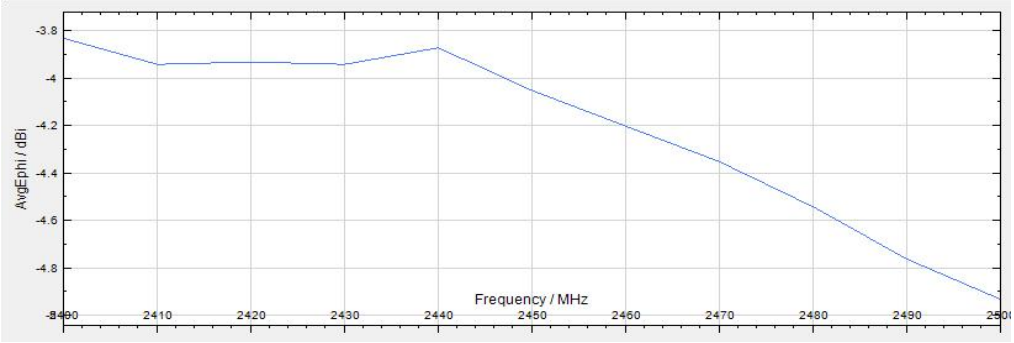

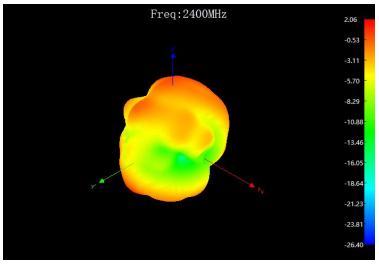
Freq:2400MHz
2.06
-0.53
-3.11
-5.70
-8.29
-10.88
-13.46
-16.05
-18.64
-21.23
-23.81
-26.40

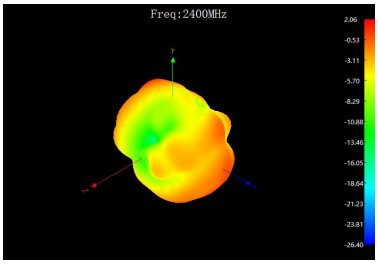
Freq:2400MHz
2.06
-0.53
-3.11
-5.70
-8.29
-10.88
-13.46
-16.05
-18.64
-21.23
-23.81
-26.40

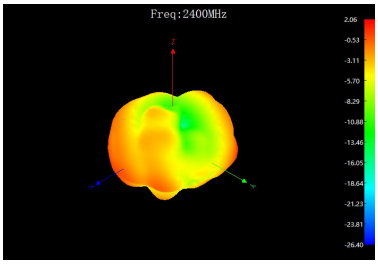
Freq:2400MHz
2.06
-0.53
-3.11
-5.70
-8.29
-10.88
-13.46
-16.05
-18.64
-21.23
-23.81
-26.40

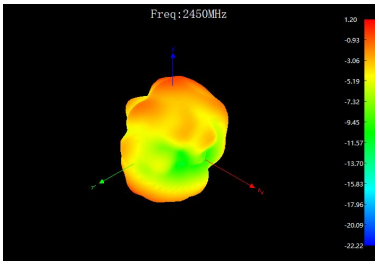
Freq:2450MHz
1.20
-0.93
-3.06
-5.19
-7.32
-9.45
-11.57
-13.70
-15.83
-17.96
-20.09
-22.22

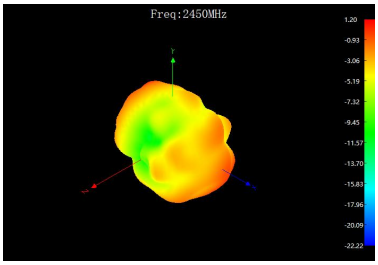
Freq:2450MHz
1.20
-0.93
-3.06
-5.19
-7.32
-9.45
-11.57
-13.70
-15.83
-17.96
-20.09
-22.22

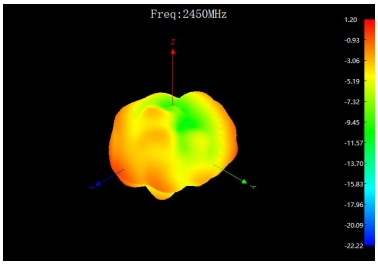
Freq:2450MHz
1.20
-0.93
-3.06
-5.19
-7.32
-9.45
-11.57
-13.70
-15.83
-17.96
-20.09
-22.22

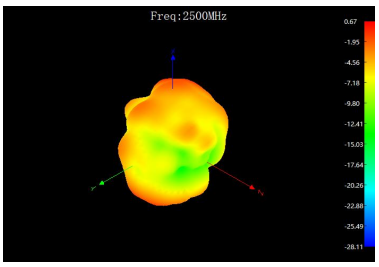
Freq:2500MHz
0.67
-1.95
-4.56
-7.18
-9.80
-12.41
-15.03
-17.64
-20.26
-22.88
-25.49
-28.11

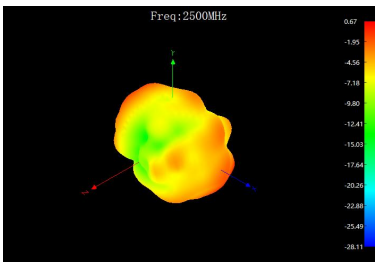
Freq:2500MHz
0.67
-1.95
-4.56
-7.18
-9.80
-12.41
-15.03
-17.64
-20.26
-22.88
-25.49
-28.11

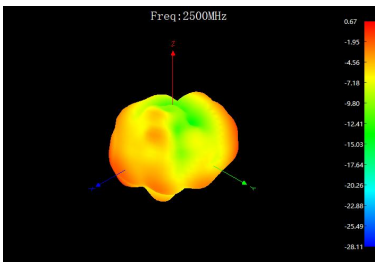
Freq:2500MHz
0.67
-1.95
-4.56
-7.18
-9.80
-12.41
-15.03
-17.64
-20.26
-22.88
-25.49
-28.11