ANT1	ANT2
802.11n(HT20) 6dB BW	

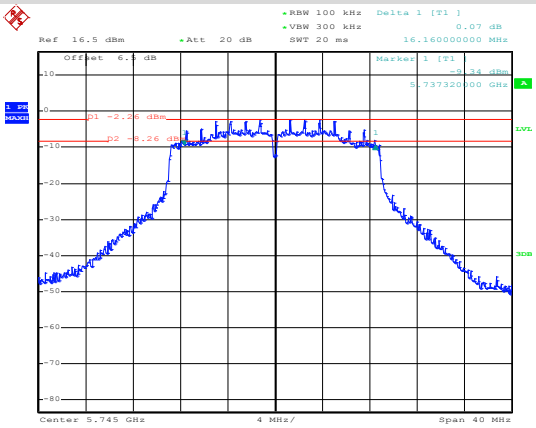

Date: 15.JUL.2020 09:11:06

Lowest channel

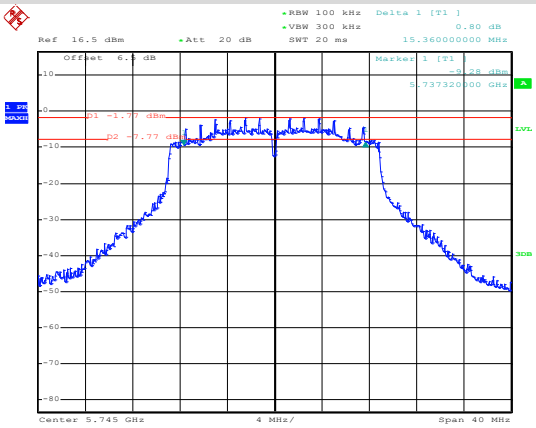

Date: 14.JUL.2020 20:29:49

Lowest channel

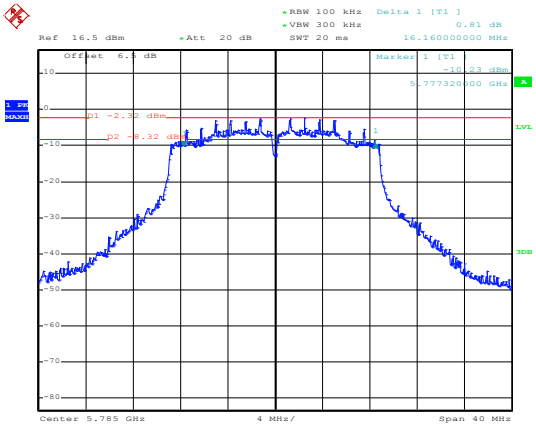

Date: 15.JUL.2020 09:11:42

Middle channel

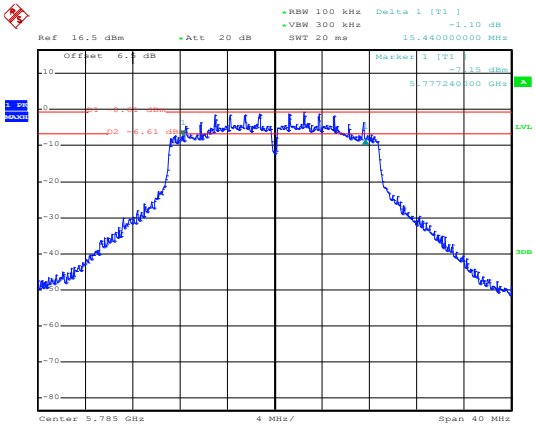

Date: 14.JUL.2020 20:30:41

Middle channel

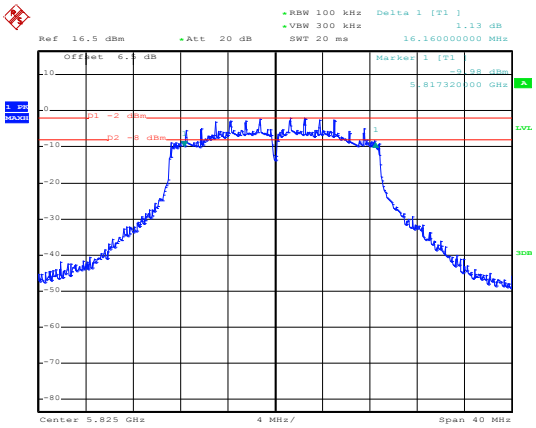

Date: 15.JUL.2020 09:12:13

Highest channel

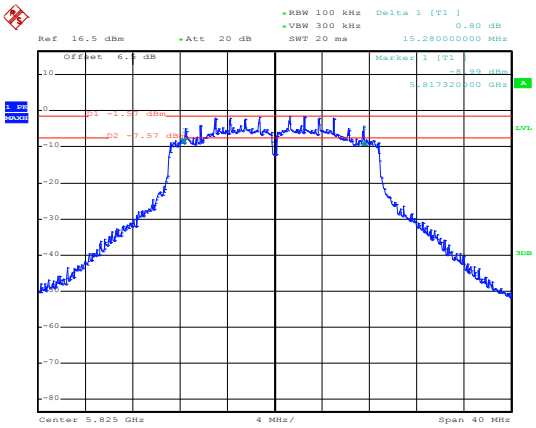

Date: 14.JUL.2020 20:31:19

Highest channel

ANT1	ANT2
802.11n(HT40) 6dB BW	

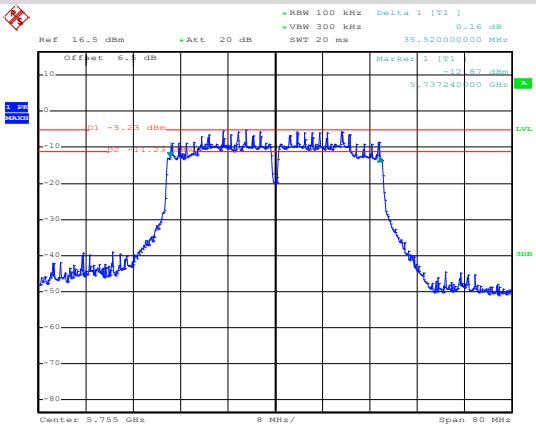

Date: 15.JUL.2020 09:09:56

Lowest channel

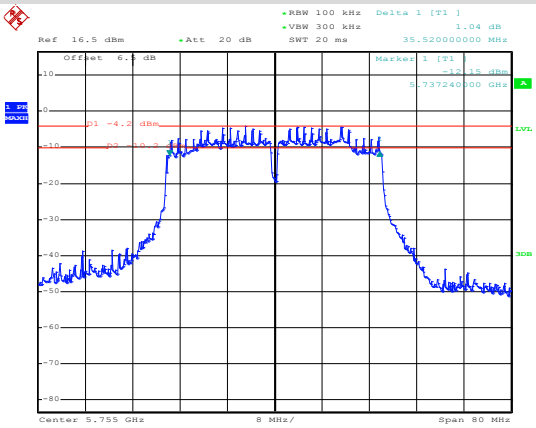

Date: 14.JUL.2020 20:28:54

Lowest channel

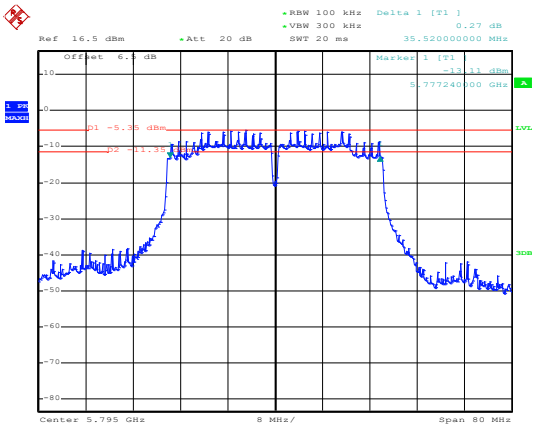

Date: 15.JUL.2020 09:09:10

Highest channel

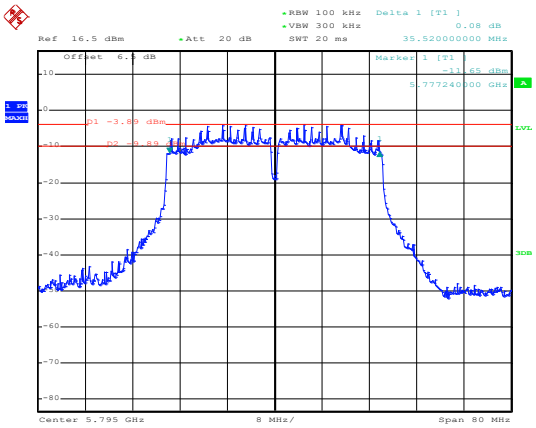

Date: 14.JUL.2020 20:28:03

Highest channel

ANT1	ANT2
802.11ac(HT20) 6dB BW	

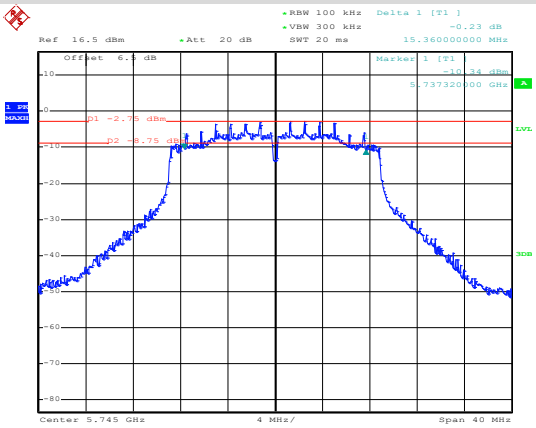

Date: 15.JUL.2020 09:14:24

Lowest channel

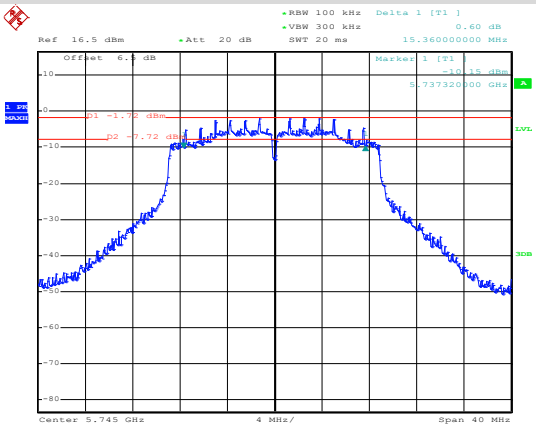

Date: 14.JUL.2020 20:33:16

Lowest channel

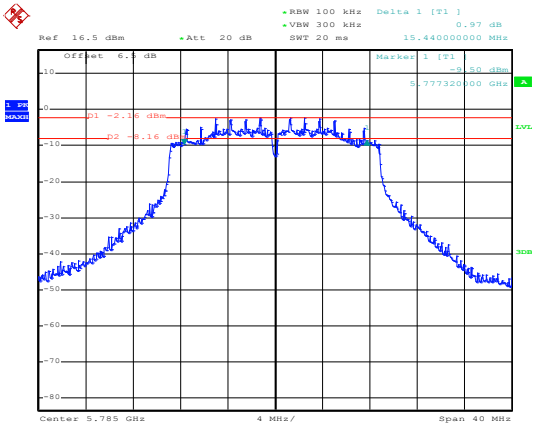

Date: 15.JUL.2020 09:13:38

Middle channel

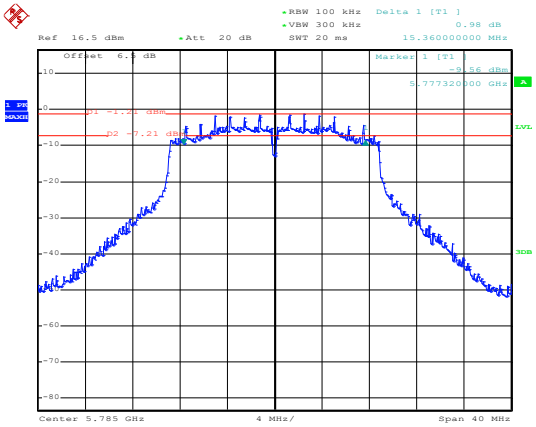

Date: 14.JUL.2020 20:32:37

Middle channel

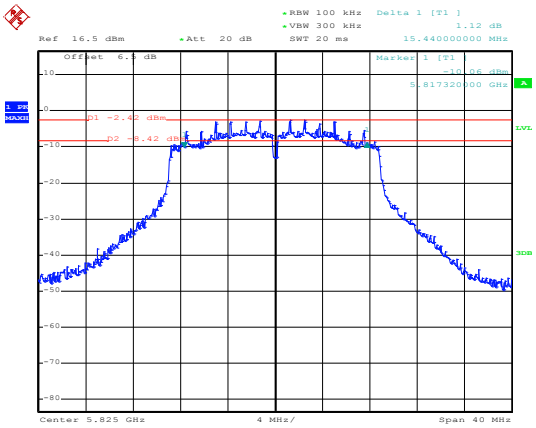

Date: 15.JUL.2020 09:12:46

Highest channel

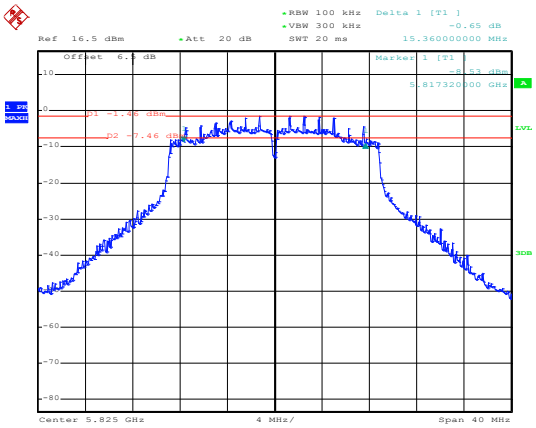

Date: 14.JUL.2020 20:32:02

Highest channel

ANT1	ANT2
802.11ac(HT40) 6dB BW	
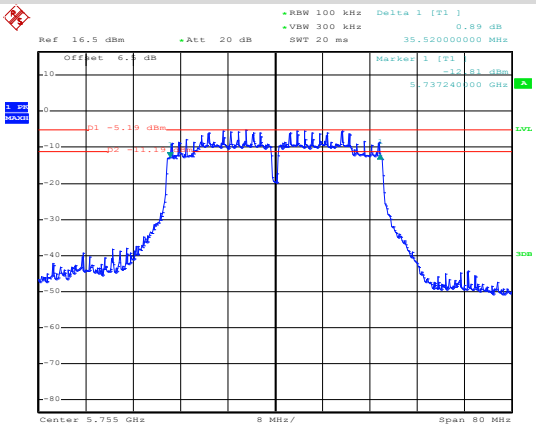	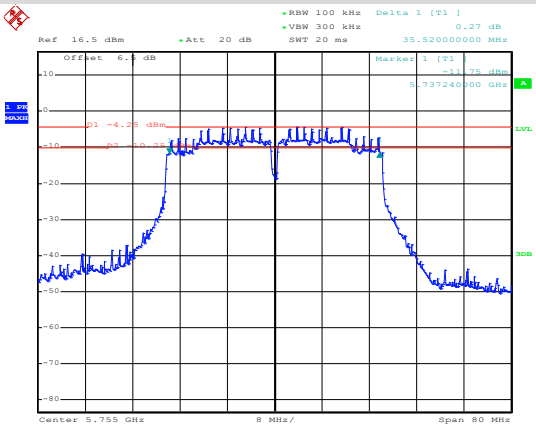
Date: 15.JUL.2020 09:07:51	Date: 14.JUL.2020 20:26:27
Lowest channel	Lowest channel
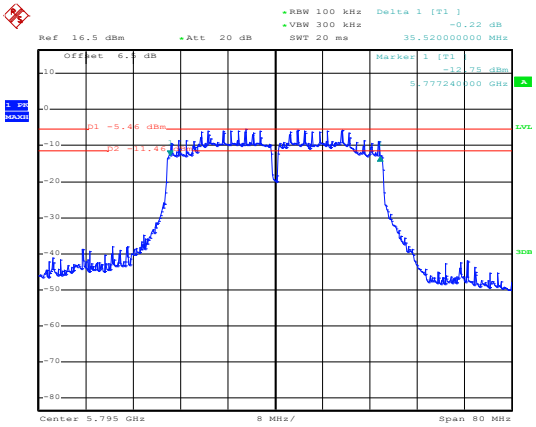	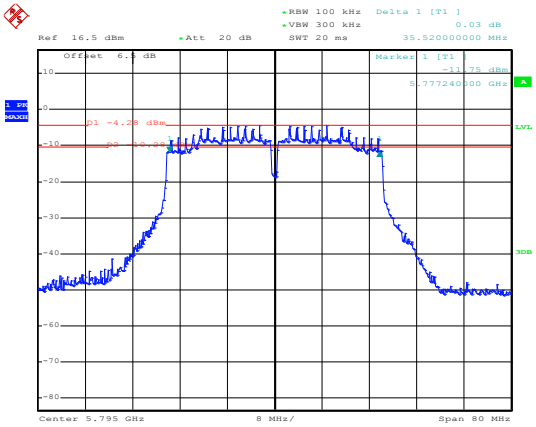
Date: 15.JUL.2020 09:08:32	Date: 14.JUL.2020 20:27:13
Highest channel	Highest channel
802.11ac(HT80)	
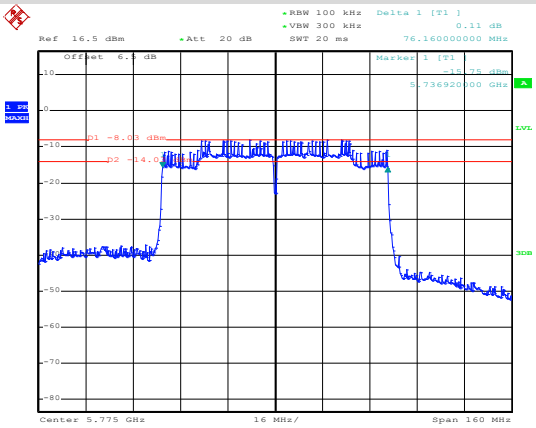	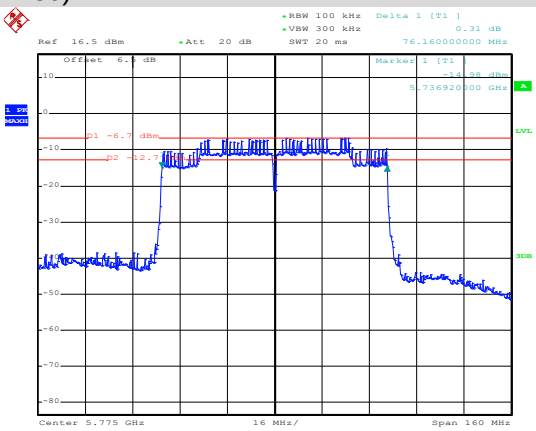
Date: 15.JUL.2020 09:06:53	Date: 14.JUL.2020 20:25:22
Middle channel	Middle channel

6.5 Power Spectral Density

Test Requirement:	FCC Part15 E Section 15.407 (a) (1) (iv) & (a) (2) & (a)(3)
Limit:	Band 1: 11 dBm/MHz Band 4: 30 dBm/500kHz
Test setup:	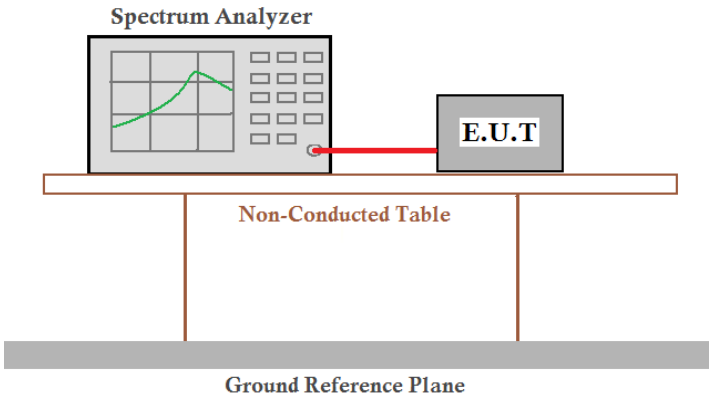
Test Instruments:	Refer to section 5.10 for details
Test mode:	Refer to section 5.3 for details
Test results:	Passed

Measurement Data:

ANT1

Band 1				
Mode	Test CH	PSD (dBm)	Limit (dBm)	Result
802.11a	Lowest	-0.18	11.00	Pass
	Middle	-0.26		
	Highest	-0.84		
802.11n(HT20)	Lowest	-0.85	11.00	Pass
	Middle	-0.53		
	Highest	-1.10		
802.11n(HT40)	Lowest	-3.59	11.00	Pass
	Highest	-4.05		
802.11ac(HT20)	Lowest	-0.29	11.00	Pass
	Middle	-0.34		
	Highest	-0.91		
802.11ac(HT40)	Lowest	-3.77	11.00	Pass
	Highest	-4.12		
802.11ac(HT80)	Middle	-6.91	11.00	Pass

Band 4				
Mode	Test CH	PSD (dBm)	Limit (dBm)	Result
802.11a	Lowest	2.44	30.00	Pass
	Middle	1.99		
	Highest	2.72		
802.11n20	Lowest	1.19	30.00	Pass
	Middle	1.41		
	Highest	1.27		
802.11n40	Lowest	-2.34	30.00	Pass
	Highest	-1.91		
802.11ac20	Lowest	1.47	30.00	Pass
	Middle	1.74		
	Highest	2.24		
802.11ac40	Lowest	-2.26	30.00	Pass
	Highest	-2.04		
802.11ac80	Middle	-4.19	30.00	Pass

ANT2

Band 1				
Mode	Test CH	PSD (dBm)	Limit (dBm)	Result
802.11a	Lowest	0.94	11.00	Pass
	Middle	0.09		
	Highest	-1.35		
802.11n(HT20)	Lowest	0.03	11.00	Pass
	Middle	-0.12		
	Highest	-1.65		
802.11n(HT40)	Lowest	-3.25	11.00	Pass
	Highest	-4.49		
802.11ac(HT20)	Lowest	0.23	11.00	Pass
	Middle	-0.69		
	Highest	-1.54		
802.11ac(HT40)	Lowest	-3.32	11.00	Pass
	Highest	-4.63		
802.11ac(HT80)	Middle	-6.33	11.00	Pass

Band 4				
Mode	Test CH	PSD (dBm)	Limit (dBm)	Result
802.11a	Lowest	2.06	30.00	Pass
	Middle	0.99		
	Highest	1.23		
802.11n20	Lowest	2.10	30.00	Pass
	Middle	1.11		
	Highest	1.37		
802.11n40	Lowest	-0.94	30.00	Pass
	Highest	-2.13		
802.11ac20	Lowest	1.92	30.00	Pass
	Middle	1.41		
	Highest	0.84		
802.11ac40	Lowest	-1.19	30.00	Pass
	Highest	-1.39		
802.11ac80	Middle	-4.57	30.00	Pass

Test plot as follows:

Band 1:

ANT1 802.11a	ANT2 802.11a
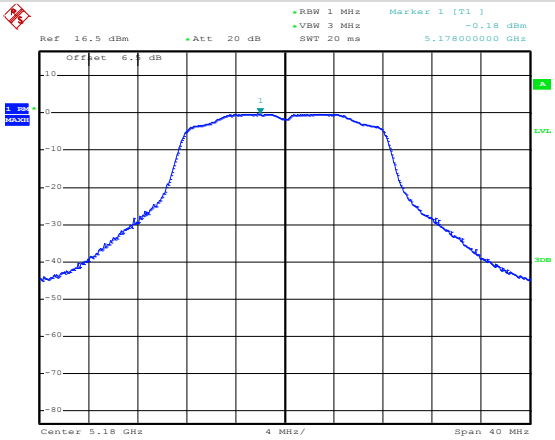 Date: 15.JUL.2020 09:04:34	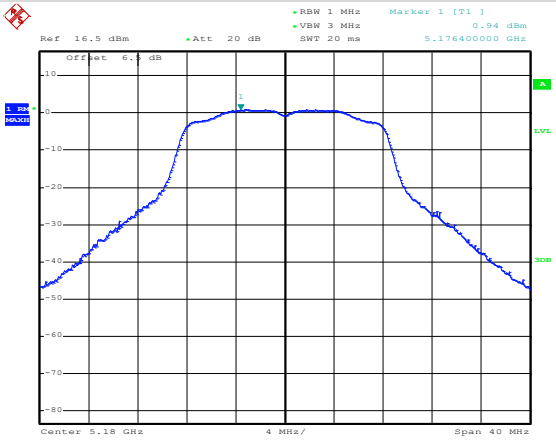 Date: 14.JUL.2020 20:35:36
Lowest channel	Lowest channel
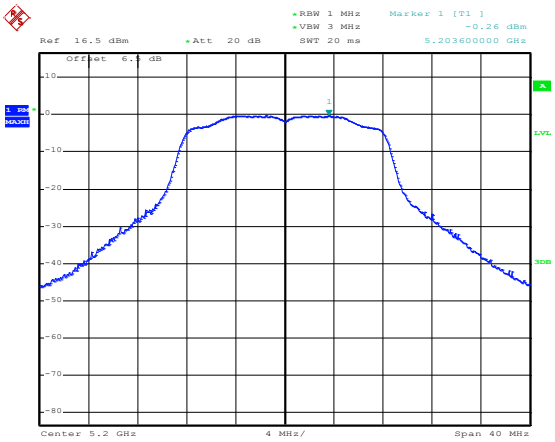 Date: 15.JUL.2020 09:04:25	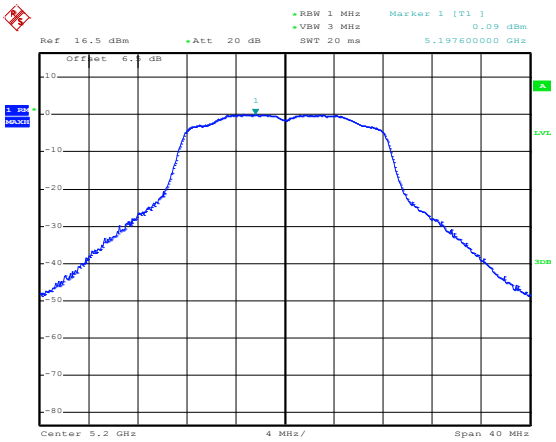 Date: 14.JUL.2020 20:35:48
Middle channel	Middle channel
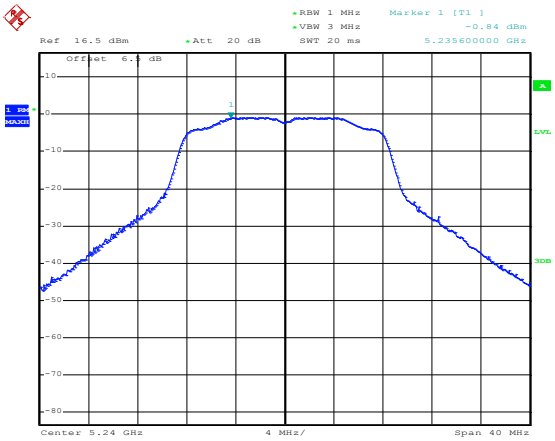 Date: 15.JUL.2020 09:04:13	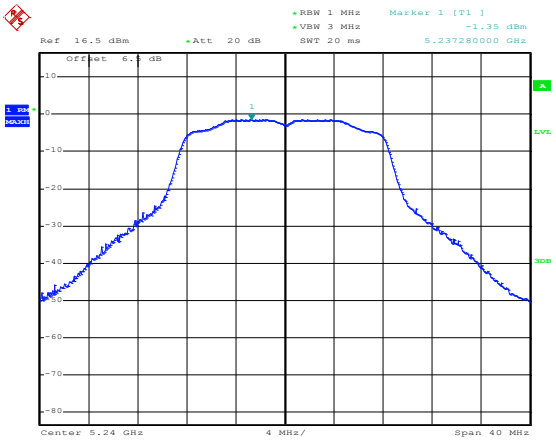 Date: 14.JUL.2020 20:35:59
Highest channel	Highest channel

ANT1 802.11n(HT20)	ANT2 802.11n(HT20)
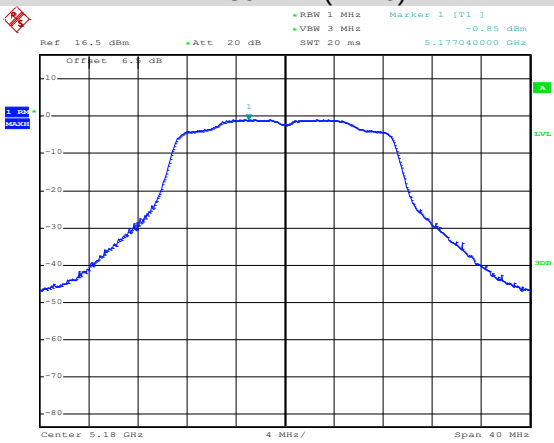	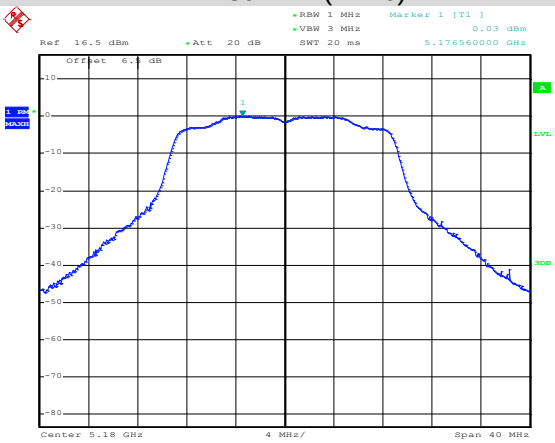
Date: 15.JUL.2020 09:03:35	Date: 14.JUL.2020 20:36:39
Lowest channel	Lowest channel
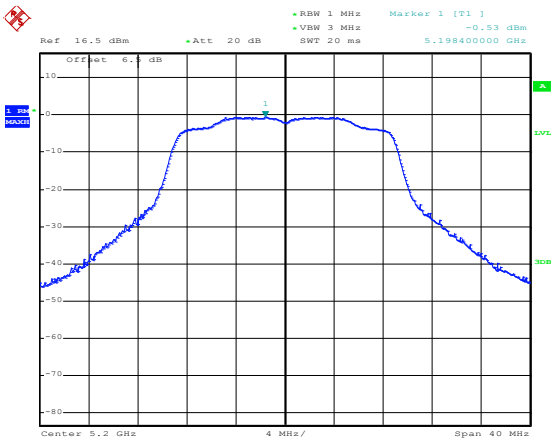	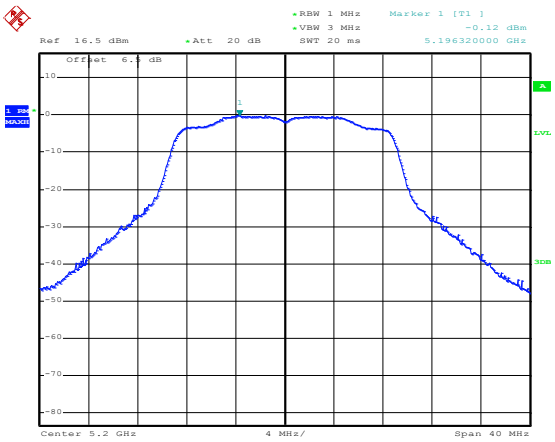
Date: 15.JUL.2020 09:03:52	Date: 14.JUL.2020 20:36:27
Middle channel	Middle channel
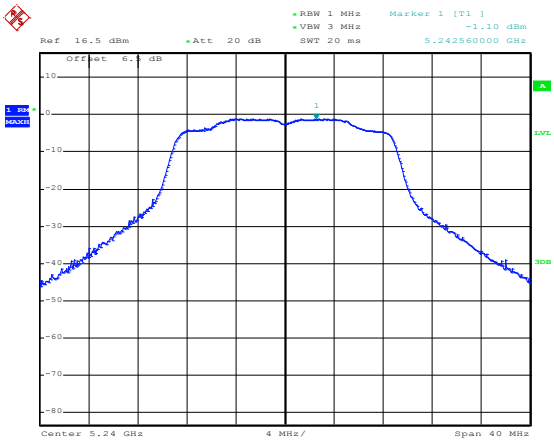	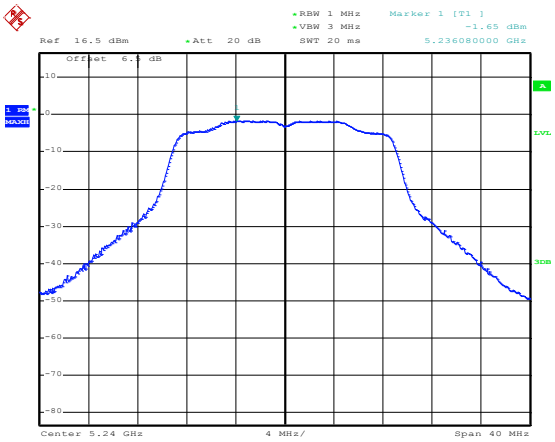
Date: 15.JUL.2020 09:04:02	Date: 14.JUL.2020 20:36:10
Highest channel	Highest channel

ANT1 802.11n(HT40)	ANT2 802.11n(HT40)
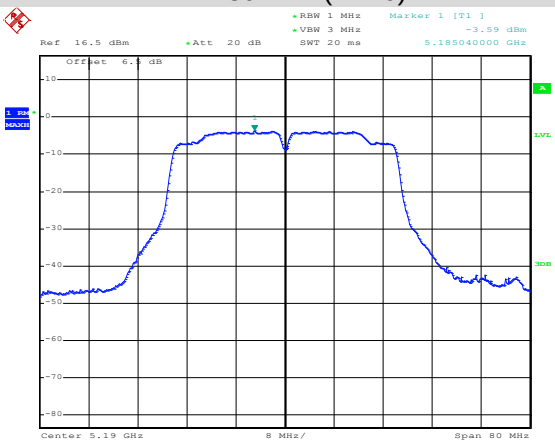	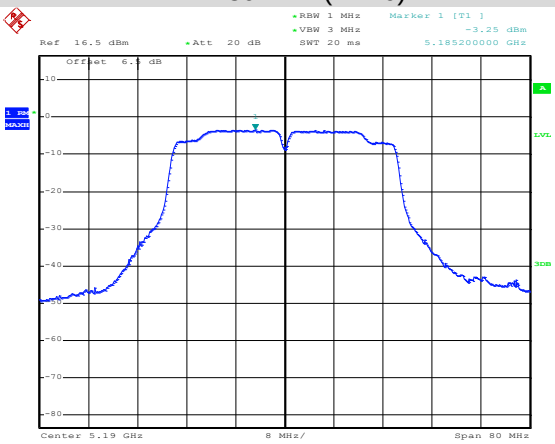
Date: 15.JUL.2020 09:05:33	Date: 14.JUL.2020 20:38:05
Lowest channel	Lowest channel
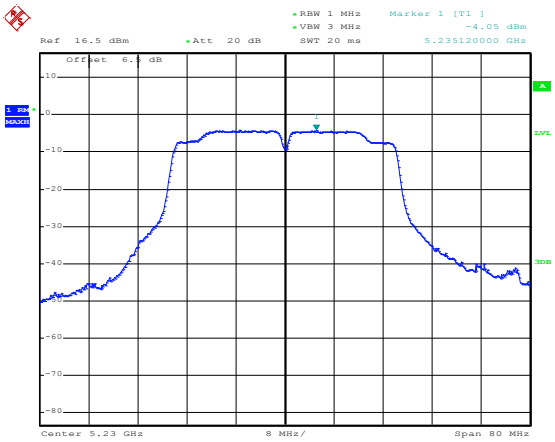	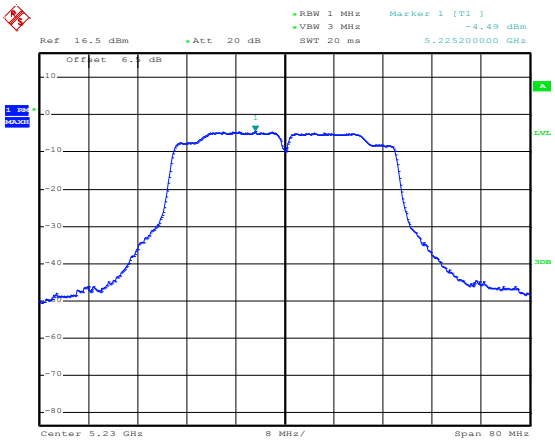
Date: 15.JUL.2020 09:05:21	Date: 14.JUL.2020 20:37:56
Highest channel	Highest channel

ANT1 802.11ac(HT20)	ANT2 802.11ac(HT20)
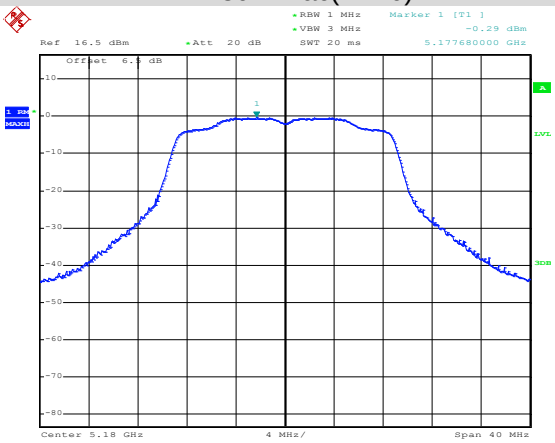	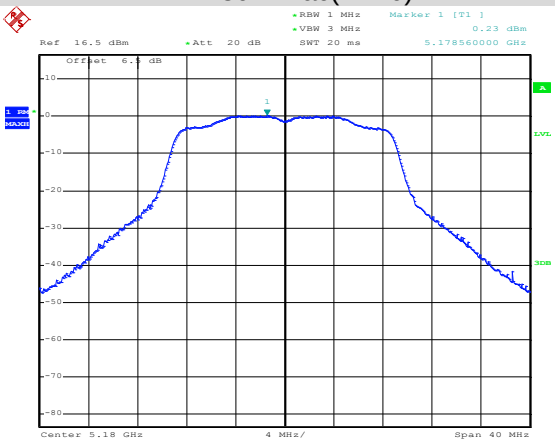
Date: 15.JUL.2020 09:03:22	Date: 14.JUL.2020 20:36:52
Lowest channel	Lowest channel
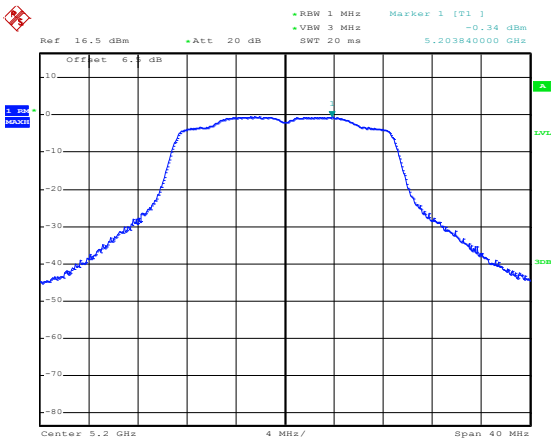	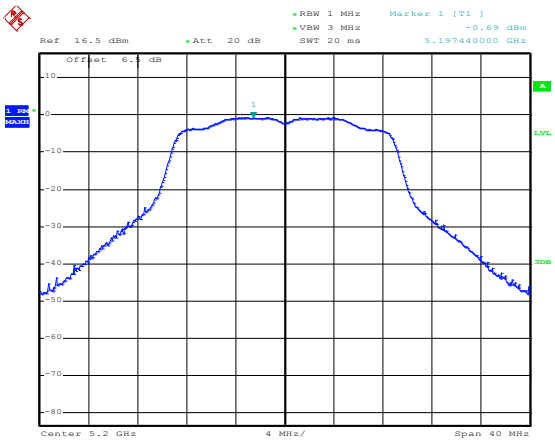
Date: 15.JUL.2020 09:03:12	Date: 14.JUL.2020 20:37:03
Middle channel	Middle channel
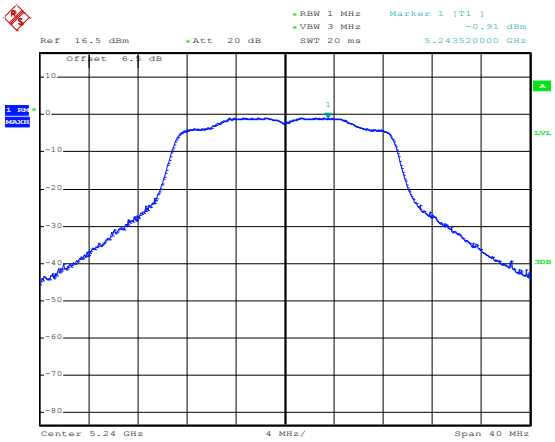	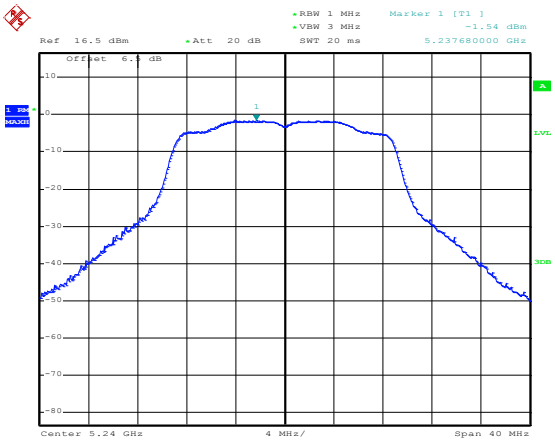
Date: 15.JUL.2020 09:02:59	Date: 14.JUL.2020 20:37:13
Highest channel	Highest channel

ANT1	ANT2
802.11ac(HT40)	802.11ac(HT40)

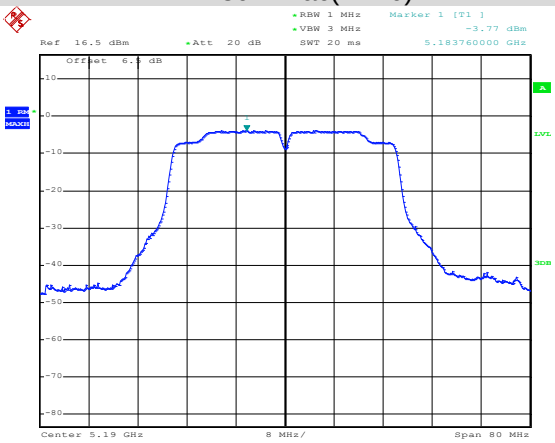

Date: 15.JUL.2020 09:04:53

Lowest channel

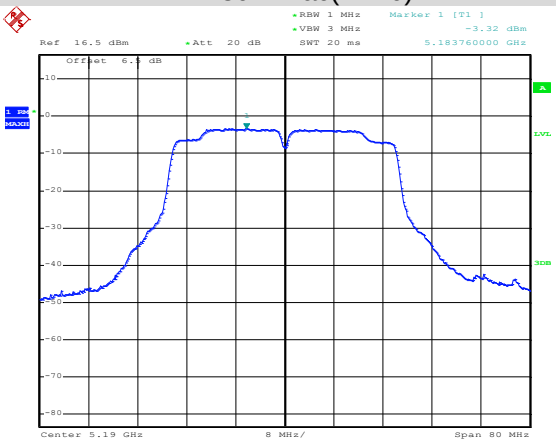

Date: 14.JUL.2020 20:37:31

Lowest channel

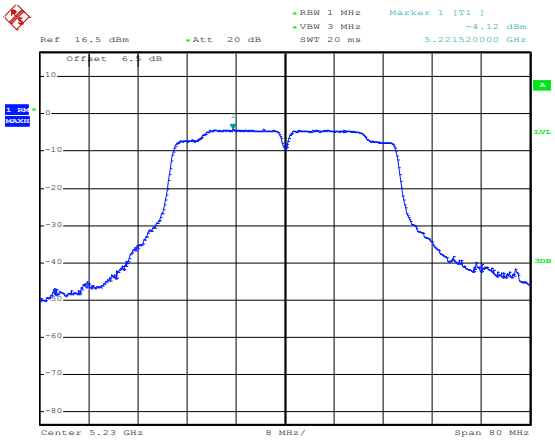

Date: 15.JUL.2020 09:05:08

Highest channel

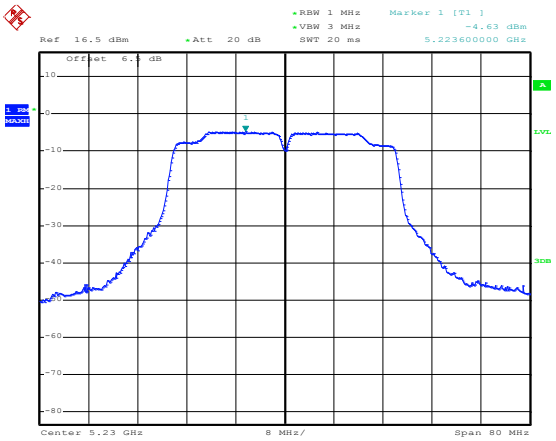

Date: 14.JUL.2020 20:37:43

Highest channel

802.11ac(HT80)

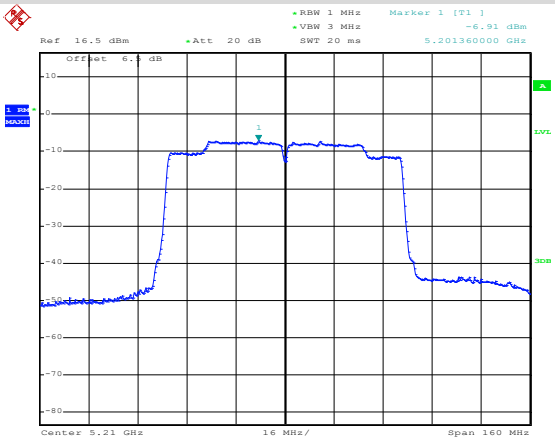

Date: 15.JUL.2020 09:05:55

Middle channel

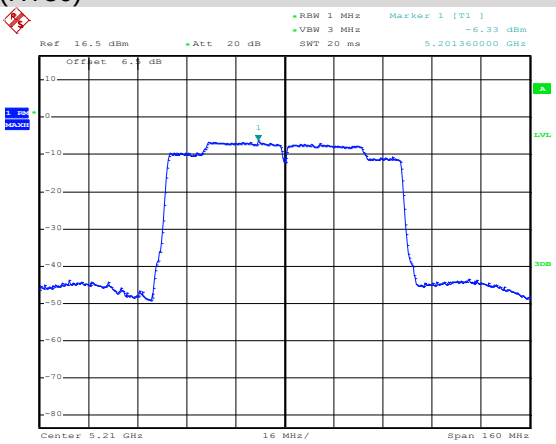

Date: 14.JUL.2020 20:38:22

Middle channel

Band 4:

ANT1 802.11a	ANT2 802.11a
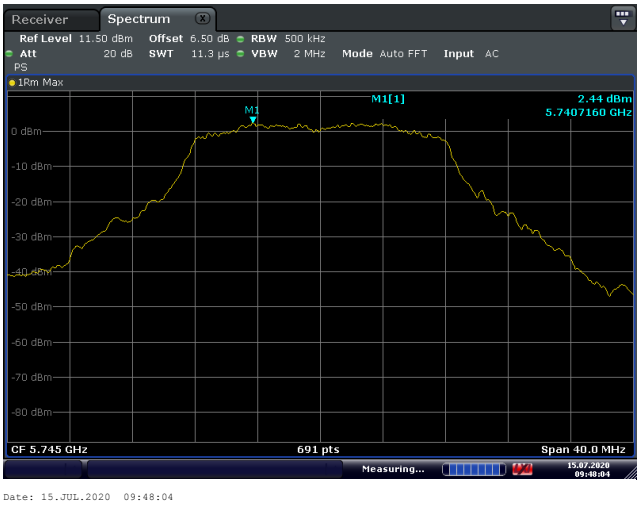 	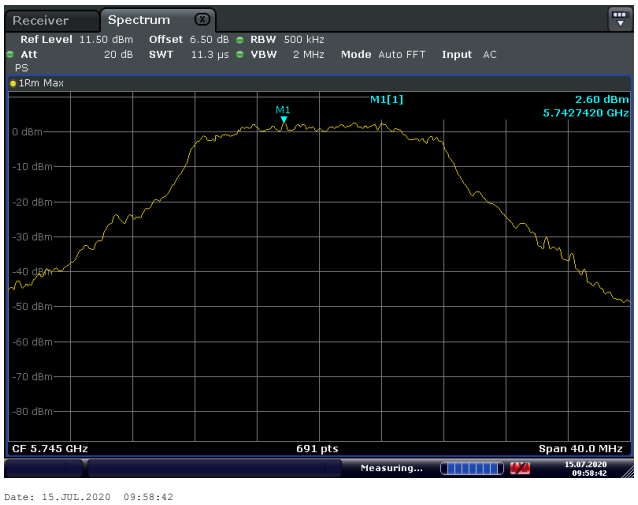
Lowest channel	Lowest channel
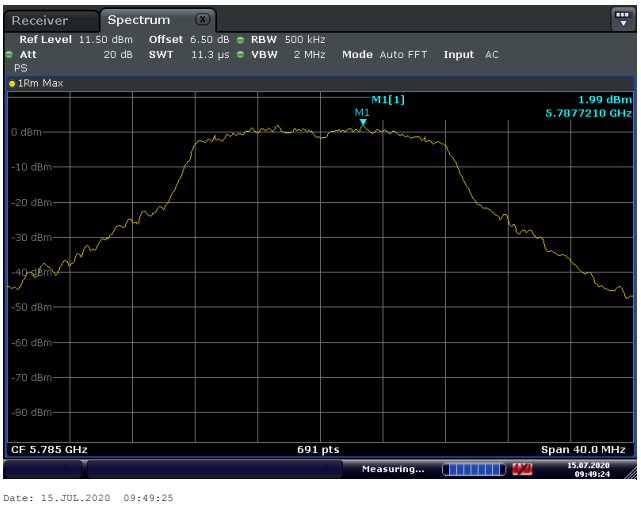 	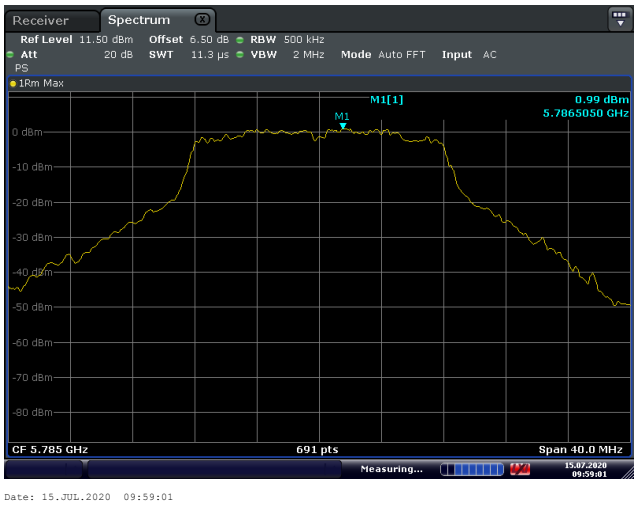
Middle channel	Middle channel
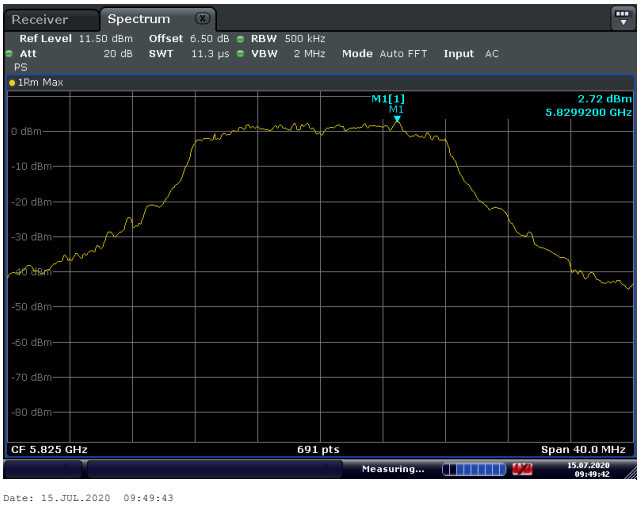 	
Highest channel	Highest channel

ANT1 802.11n(HT20)	ANT2 802.11n(HT20)
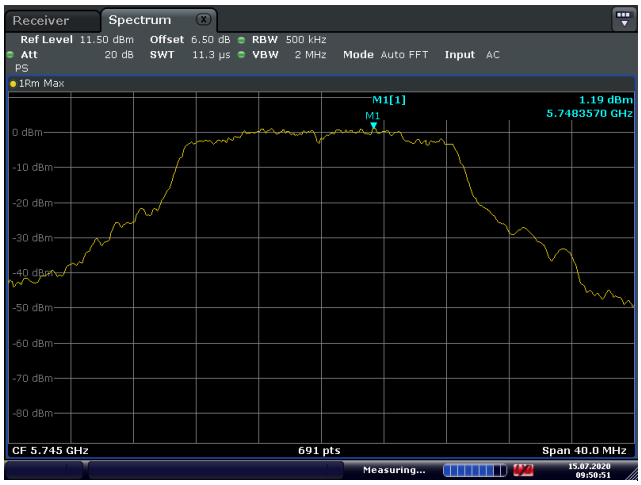	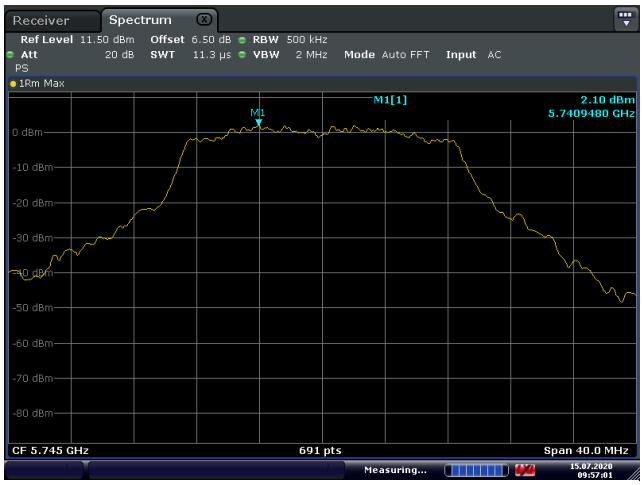
Lowest channel	Lowest channel
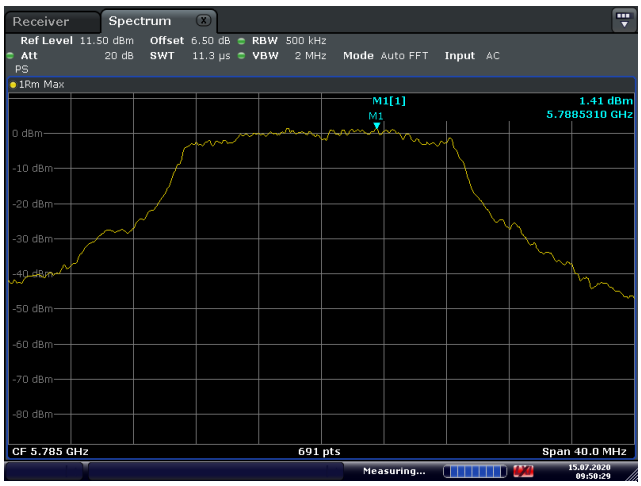	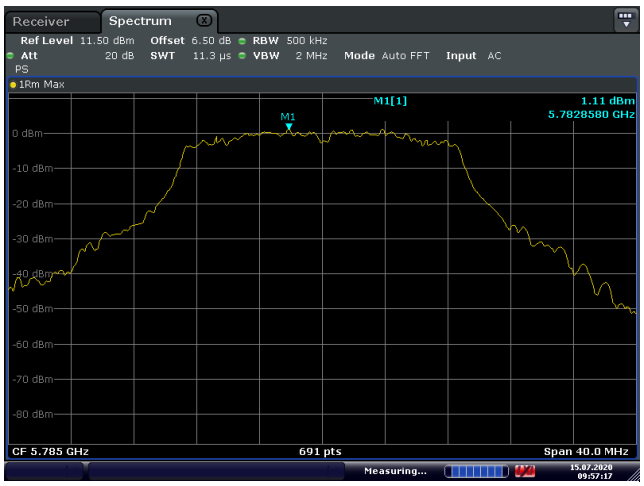
Middle channel	Middle channel
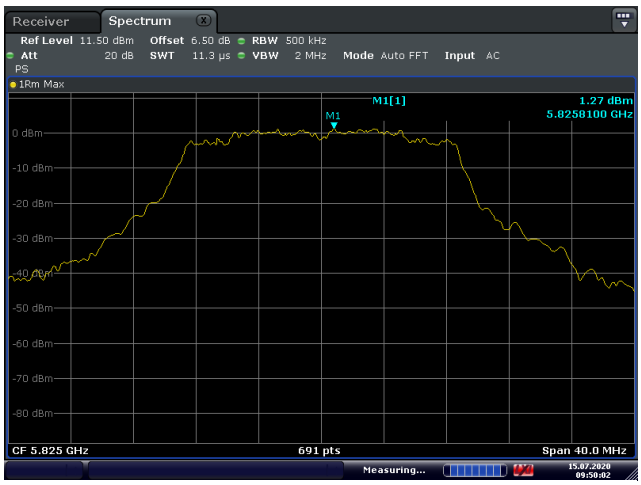	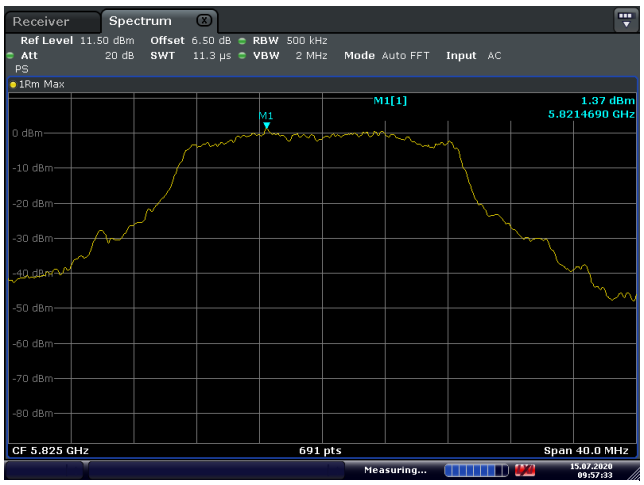
Highest channel	Highest channel

ANT1 802.11n(HT40)	ANT2 802.11n(HT40)
	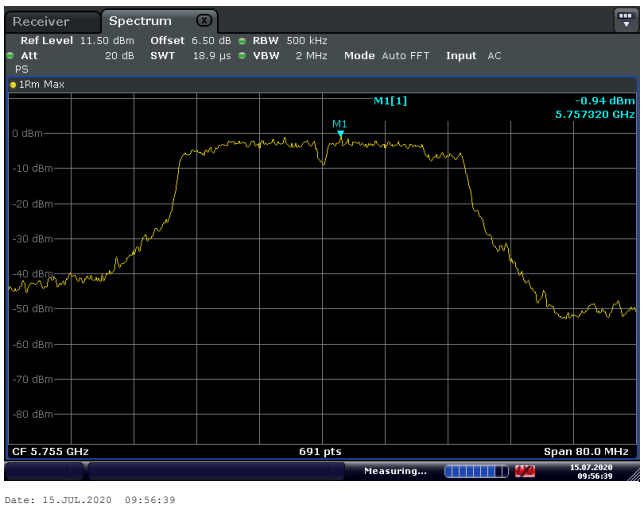
Lowest channel	Lowest channel
Highest channel	Highest channel

ANT1 802.11ac(HT20)	ANT2 802.11ac(HT20)
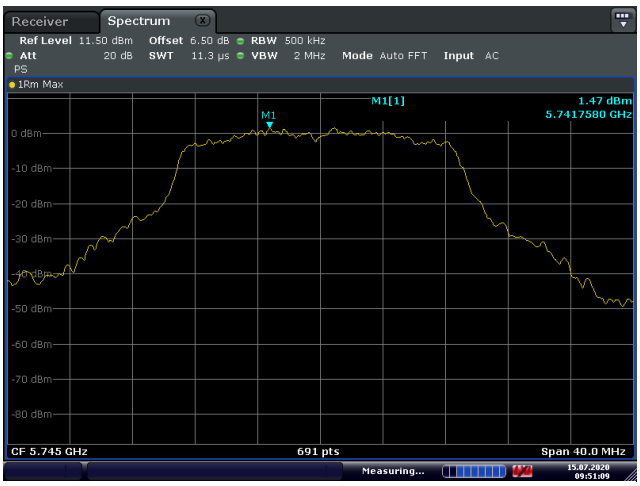	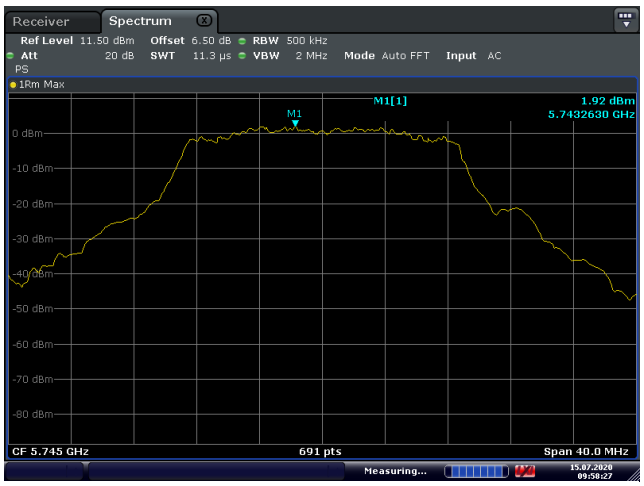
Date: 15.JUL.2020 09:51:10	Date: 15.JUL.2020 09:58:27
Lowest channel	Lowest channel
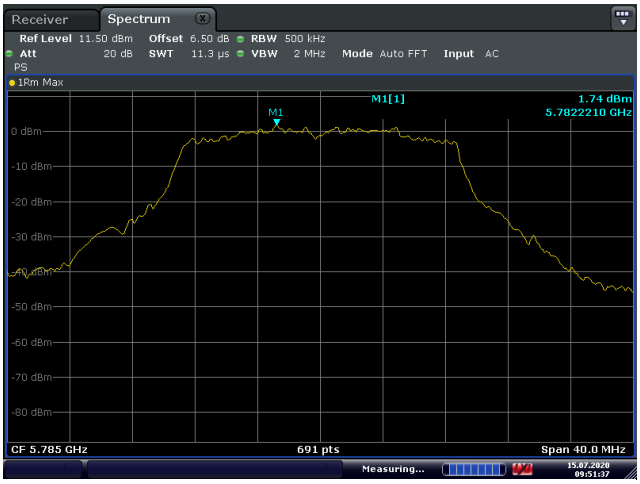	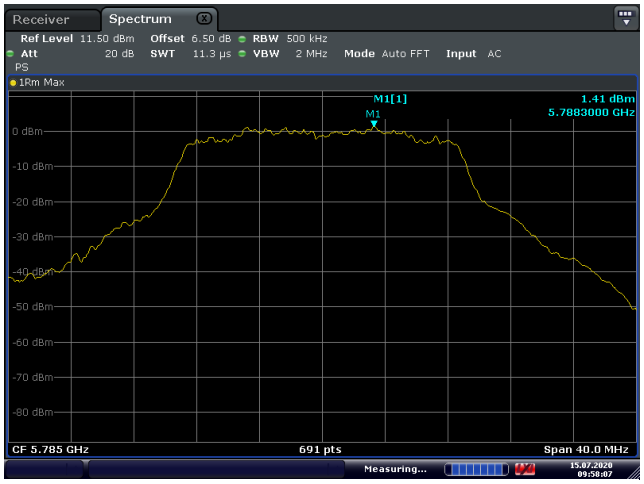
Date: 15.JUL.2020 09:51:38	Date: 15.JUL.2020 09:58:08
Middle channel	Middle channel
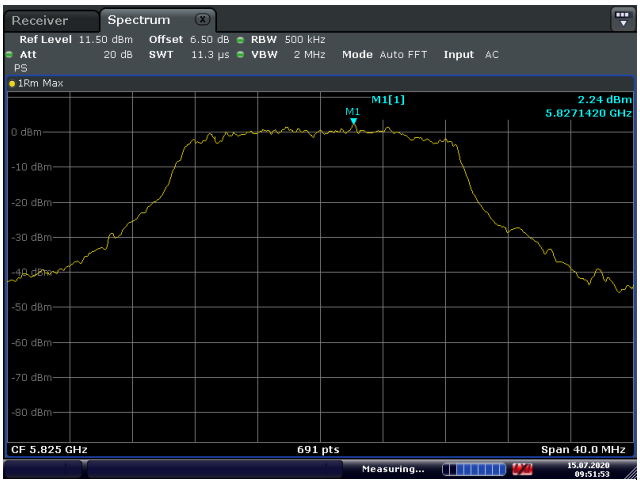	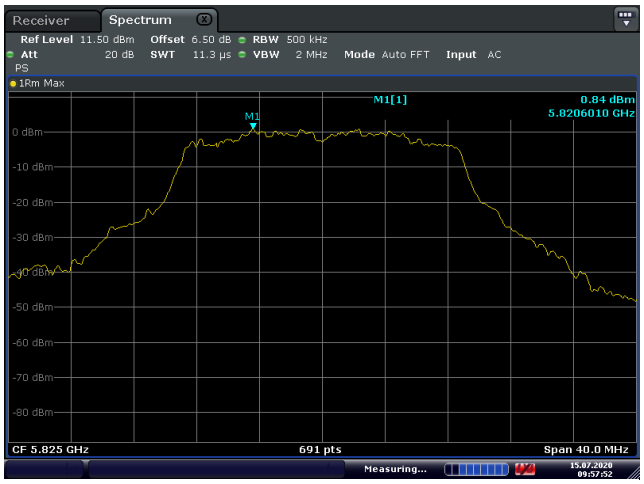
Date: 15.JUL.2020 09:51:53	Date: 15.JUL.2020 09:57:52
Highest channel	Highest channel

ANT1 802.11ac(HT40)	ANT2 802.11ac(HT40)
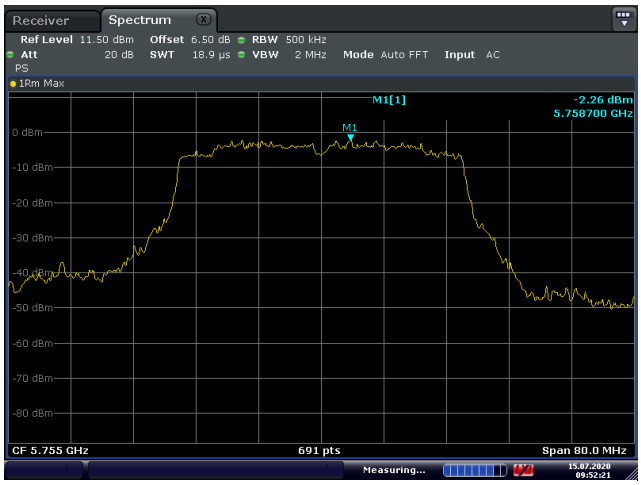	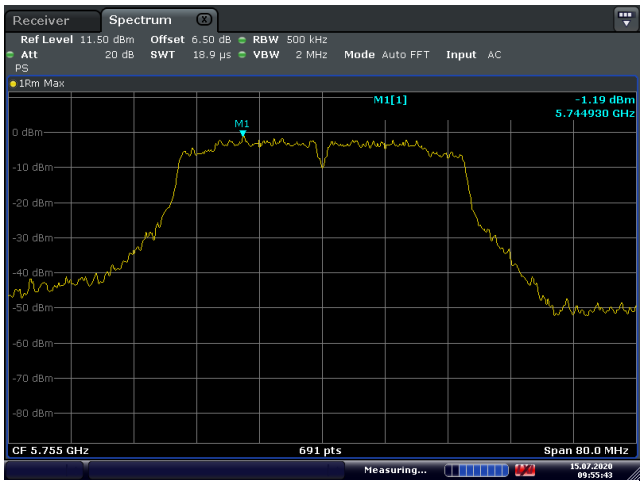
Lowest channel	Lowest channel
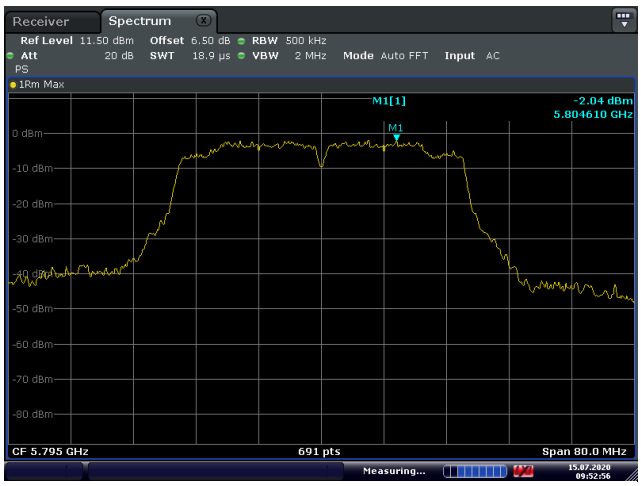	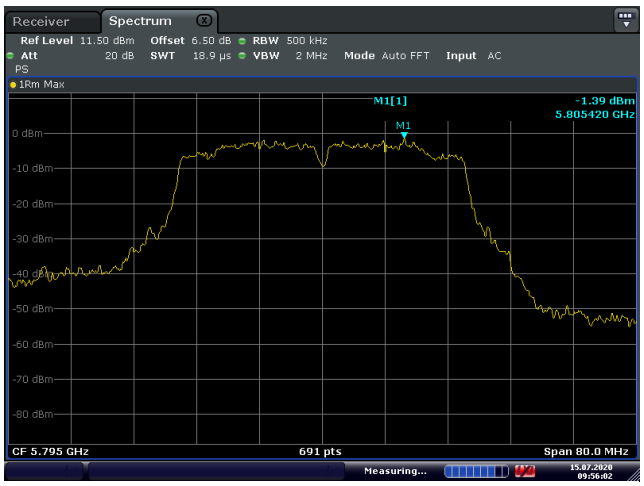
Highest channel	Highest channel
802.11ac(HT80)	
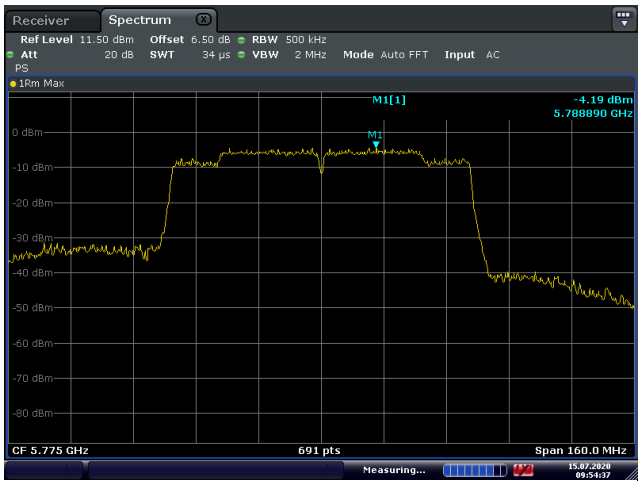	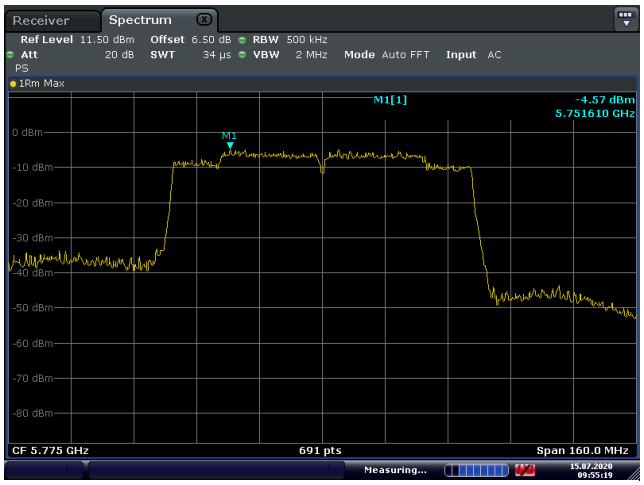
Middle channel	Middle channel

6.6 Band Edge

Test Requirement:	FCC Part 15 E Section 15.407 (b)			
Receiver setup:	Detector	RBW	VBW	Remark
	Quasi-peak	120kHz	300kHz	Quasi-peak Value
	RMS	1MHz	3MHz	Average Value
Limit:	Band	Limit (dBuV/m @3m)		Remark
	Band 1/2/3	68.20		Peak Value
		54.00		Average Value
	Band 4 limit: For transmitters operating in the 5.725-5.85 GHz band: All emissions shall be limited to a level of −27 dBm/MHz at 75 MHz or more above or below the band edge increasinglinearly to 10 dBm/MHz at 25 MHz above or below the band edge, and from 25 MHz above or below the band edge increasing linearly to a level of 15.6 dBm/MHz at 5 MHz above or below the band edge, and from 5 MHz above or below the band edge increasing linearly to a level of 27 dBm/MHz at the band edge. Remark: 1. Band 1/2/3 limit: E[dBμV/m] = EIRP[dBm] + 95.2=68.2 dBuV/m, for EIPR[dBm]=-27dBm. 2. Band 4 limit: E[dBμV/m] = EIRP[dBm] + 95.2=68.2 dBuV/m, for EIPR[dBm]=-27dBm. E[dBμV/m] = EIRP[dBm] + 95.2=105.2 dBuV/m, for EIPR[dBm]=10dBm. E[dBμV/m] = EIRP[dBm] + 95.2=110.8 dBuV/m, for EIPR[dBm]=15.6dBm. E[dBμV/m] = EIRP[dBm] + 95.2=122.2 dBuV/m, for EIPR[dBm]=27dBm.			
Test Procedure:	1. The EUT was placed on the top of a rotating table 0.8 meters above the ground at a 3 meter camber. The table was rotated 360 degrees to determine the position of the highest radiation. 2. The EUT was set 3 meters away from the interference-receiving antenna, which was mounted on the top of a variable-height antenna tower. 3. The antenna height is varied from one meter to four meters above the ground to determine the maximum value of the field strength. Both horizontal and vertical polarizations of the antenna are set to make the measurement. 4. For each suspected emission, the EUT was arranged to its worst case and then the antenna was tuned to heights from 1 meter to 4 meters and the rotatable was turned from 0 degrees to 360 degrees to find the maximum reading. 5. The test-receiver system was set to Peak Detect Function and Specified Bandwidth with Maximum Hold Mode. 6. If the emission level of the EUT in peak mode was 10dB lower than the limit specified, then testing could be stopped and the peak values of the EUT would be reported. Otherwise the emissions that did not have 10dB margin would be re-tested one by one using peak, quasi-peak or average method as specified and then reported in a data sheet.			
Test setup:	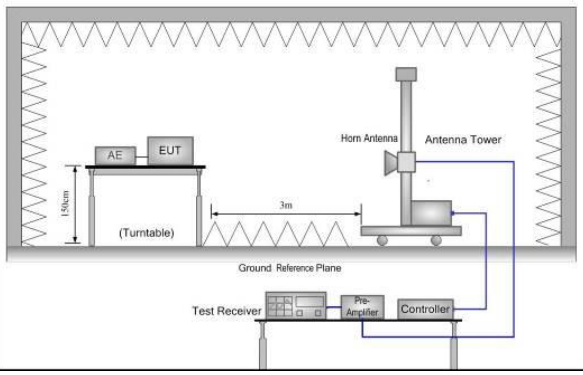			
Test Instruments:	Refer to section 5.10 for details			
Test mode:	Refer to section 5.3 for details			
Test results:	Passed			

Measurement Data (worst case):

ANT1

Band 1:

Band 1 – 802.11a									
Test channel: Lowest channel									
Detector: Peak Value									
Frequency (MHz)	Read Level (dBuV/m)	Antenna Factor (dB)	Cable Loss (dB)	Aux Factor (dB)	Preamp Factor (dB)	Level (dBuV/m)	Limit Line (dBuV/m)	Over Limit (dB)	Polarization
5150.00	47.17	31.77	7.05	2.54	41.93	46.60	68.20	-21.60	Horizontal
5150.00	48.09	31.77	7.05	2.54	41.93	47.52	68.20	-20.68	Vertical
Detector: Average Value									
Frequency (MHz)	Read Level (dBuV/m)	Antenna Factor (dB)	Cable Loss (dB)	Aux Factor (dB)	Preamp Factor (dB)	Level (dBuV/m)	Limit Line (dBuV/m)	Over Limit (dB)	Polarization
5150.00	39.36	31.77	7.05	2.54	41.93	38.79	54.00	-15.21	Horizontal
5150.00	40.83	31.77	7.05	2.54	41.93	40.26	54.00	-13.74	Vertical
Test channel: Highest channel									
Detector: Peak Value									
Frequency (MHz)	Read Level (dBuV/m)	Antenna Factor (dB)	Cable Loss (dB)	Aux Factor (dB)	Preamp Factor (dB)	Level (dBuV/m)	Limit Line (dBuV/m)	Over Limit (dB)	Polarization
5350.00	45.57	32.24	7.11	2.61	41.89	45.64	68.20	-22.56	Horizontal
5350.00	45.60	32.24	7.11	2.61	41.89	45.67	68.20	-22.53	Vertical
Detector: Average Value									
Frequency (MHz)	Read Level (dBuV/m)	Antenna Factor (dB)	Cable Loss (dB)	Aux Factor (dB)	Preamp Factor (dB)	Level (dBuV/m)	Limit Line (dBuV/m)	Over Limit (dB)	Polarization
5350.00	37.29	32.24	7.11	2.61	41.89	37.36	54.00	-16.64	Horizontal
5350.00	37.58	32.24	7.11	2.61	41.89	37.65	54.00	-16.35	Vertical

Remark:

1. *Final Level = Receiver Read level + Antenna Factor + Cable Loss + Aux Factor – Preamplifier Factor.*
2. *The emission levels of other frequencies are very lower than the limit and not show in test report.*

Band 1 – 802.11n(HT20)									
Test channel: Lowest channel									
Detector: Peak Value									
Frequency (MHz)	Read Level (dBuV/m)	Antenna Factor (dB)	Cable Loss (dB)	Aux Factor (dB)	Preamp Factor (dB)	Level (dBuV/m)	Limit Line (dBuV/m)	Over Limit (dB)	Polarization
5150.00	47.10	31.77	7.05	2.54	41.93	46.53	68.20	-21.67	Horizontal
5150.00	48.25	31.77	7.05	2.54	41.93	47.68	68.20	-20.52	Vertical
Detector: Average Value									
Frequency (MHz)	Read Level (dBuV/m)	Antenna Factor (dB)	Cable Loss (dB)	Aux Factor (dB)	Preamp Factor (dB)	Level (dBuV/m)	Limit Line (dBuV/m)	Over Limit (dB)	Polarization
5150.00	39.19	31.77	7.05	2.54	41.93	38.62	54.00	-15.38	Horizontal
5150.00	40.86	31.77	7.05	2.54	41.93	40.29	54.00	-13.71	Vertical
Test channel: Highest channel									
Detector: Peak Value									
Frequency (MHz)	Read Level (dBuV/m)	Antenna Factor (dB)	Cable Loss (dB)	Aux Factor (dB)	Preamp Factor (dB)	Level (dBuV/m)	Limit Line (dBuV/m)	Over Limit (dB)	Polarization
5350.00	45.90	32.24	7.11	2.61	41.89	45.97	68.20	-22.23	Horizontal
5350.00	45.10	32.24	7.11	2.61	41.89	45.17	68.20	-23.03	Vertical
Detector: Average Value									
Frequency (MHz)	Read Level (dBuV/m)	Antenna Factor (dB)	Cable Loss (dB)	Aux Factor (dB)	Preamp Factor (dB)	Level (dBuV/m)	Limit Line (dBuV/m)	Over Limit (dB)	Polarization
5350.00	37.37	32.24	7.11	2.61	41.89	37.44	54.00	-16.56	Horizontal
5350.00	38.07	32.24	7.11	2.61	41.89	38.14	54.00	-15.86	Vertical

Remark:

1. *Final Level = Receiver Read level + Antenna Factor + Cable Loss + Aux Factor – Preamplifier Factor.*
2. *The emission levels of other frequencies are very lower than the limit and not show in test report.*

Band 1 – 802.11n(HT40)									
Test channel: Lowest channel									
Detector: Peak Value									
Frequency (MHz)	Read Level (dBuV/m)	Antenna Factor (dB)	Cable Loss (dB)	Aux Factor (dB)	Preamp Factor (dB)	Level (dBuV/m)	Limit Line (dBuV/m)	Over Limit (dB)	Polarization
5150.00	49.63	31.77	7.05	2.54	41.93	49.06	68.20	-19.14	Horizontal
5150.00	40.10	31.77	7.05	2.54	41.93	39.53	68.20	-28.67	Vertical
Detector: Average Value									
Frequency (MHz)	Read Level (dBuV/m)	Antenna Factor (dB)	Cable Loss (dB)	Aux Factor (dB)	Preamp Factor (dB)	Level (dBuV/m)	Limit Line (dBuV/m)	Over Limit (dB)	Polarization
5150.00	41.32	31.77	7.05	2.54	41.93	40.75	54.00	-13.25	Horizontal
5150.00	38.65	31.77	7.05	2.54	41.93	38.08	54.00	-15.92	Vertical
Test channel: Highest channel									
Detector: Peak Value									
Frequency (MHz)	Read Level (dBuV/m)	Antenna Factor (dB)	Cable Loss (dB)	Aux Factor (dB)	Preamp Factor (dB)	Level (dBuV/m)	Limit Line (dBuV/m)	Over Limit (dB)	Polarization
5350.00	45.11	32.02	7.09	2.54	41.93	44.83	68.20	-23.37	Horizontal
5350.00	46.23	32.02	7.09	2.54	41.93	45.95	68.20	-22.25	Vertical
Detector: Average Value									
Frequency (MHz)	Read Level (dBuV/m)	Antenna Factor (dB)	Cable Loss (dB)	Aux Factor (dB)	Preamp Factor (dB)	Level (dBuV/m)	Limit Line (dBuV/m)	Over Limit (dB)	Polarization
5350.00	30.05	32.02	7.09	2.54	41.93	29.77	54.00	-24.23	Horizontal
5350.00	38.11	32.02	7.09	2.54	41.93	37.83	54.00	-16.17	Vertical

Remark:

1. *Final Level = Receiver Read level + Antenna Factor + Cable Loss + Aux Factor – Preamplifier Factor.*
2. *The emission levels of other frequencies are very lower than the limit and not show in test report.*

Band 1 – 802.11ac(HT20)									
Test channel: Lowest channel									
Detector: Peak Value									
Frequency (MHz)	Read Level (dBuV/m)	Antenna Factor (dB)	Cable Loss (dB)	Aux Factor (dB)	Preamp Factor (dB)	Level (dBuV/m)	Limit Line (dBuV/m)	Over Limit (dB)	Polarization
5150.00	47.64	31.77	7.05	2.54	41.93	47.07	68.20	-21.13	Horizontal
5150.00	48.36	31.77	7.05	2.54	41.93	47.79	68.20	-20.41	Vertical
Detector: Average Value									
Frequency (MHz)	Read Level (dBuV/m)	Antenna Factor (dB)	Cable Loss (dB)	Aux Factor (dB)	Preamp Factor (dB)	Level (dBuV/m)	Limit Line (dBuV/m)	Over Limit (dB)	Polarization
5150.00	39.11	31.77	7.05	2.54	41.93	38.54	54.00	-15.46	Horizontal
5150.00	40.79	31.77	7.05	2.54	41.93	40.22	54.00	-13.78	Vertical
Test channel: Highest channel									
Detector: Peak Value									
Frequency (MHz)	Read Level (dBuV/m)	Antenna Factor (dB)	Cable Loss (dB)	Aux Factor (dB)	Preamp Factor (dB)	Level (dBuV/m)	Limit Line (dBuV/m)	Over Limit (dB)	Polarization
5350.00	45.91	32.24	7.11	2.61	41.89	45.98	68.20	-22.22	Horizontal
5350.00	45.73	32.24	7.11	2.61	41.89	45.80	68.20	-22.40	Vertical
Detector: Average Value									
Frequency (MHz)	Read Level (dBuV/m)	Antenna Factor (dB)	Cable Loss (dB)	Aux Factor (dB)	Preamp Factor (dB)	Level (dBuV/m)	Limit Line (dBuV/m)	Over Limit (dB)	Polarization
5350.00	37.58	32.24	7.11	2.61	41.89	37.65	54.00	-16.35	Horizontal
5350.00	37.69	32.24	7.11	2.61	41.89	37.76	54.00	-16.24	Vertical

Remark:

1. *Final Level = Receiver Read level + Antenna Factor + Cable Loss + Aux Factor – Preamplifier Factor.*
2. *The emission levels of other frequencies are very lower than the limit and not show in test report.*

Band 1 – 802.11ac(HT40)									
Test channel: Lowest channel									
Detector: Peak Value									
Frequency (MHz)	Read Level (dBuV/m)	Antenna Factor (dB)	Cable Loss (dB)	Aux Factor (dB)	Preamp Factor (dB)	Level (dBuV/m)	Limit Line (dBuV/m)	Over Limit (dB)	Polarization
5150.00	49.14	31.77	7.05	2.54	41.93	48.57	68.20	-19.63	Horizontal
5150.00	40.34	31.77	7.05	2.54	41.93	39.77	68.20	-28.43	Vertical
Detector: Average Value									
Frequency (MHz)	Read Level (dBuV/m)	Antenna Factor (dB)	Cable Loss (dB)	Aux Factor (dB)	Preamp Factor (dB)	Level (dBuV/m)	Limit Line (dBuV/m)	Over Limit (dB)	Polarization
5150.00	41.22	31.77	7.05	2.54	41.93	40.65	54.00	-13.35	Horizontal
5150.00	38.78	31.77	7.05	2.54	41.93	38.21	54.00	-15.79	Vertical
Test channel: Highest channel									
Detector: Peak Value									
Frequency (MHz)	Read Level (dBuV/m)	Antenna Factor (dB)	Cable Loss (dB)	Aux Factor (dB)	Preamp Factor (dB)	Level (dBuV/m)	Limit Line (dBuV/m)	Over Limit (dB)	Polarization
5350.00	45.44	32.24	7.11	2.61	41.89	45.51	68.20	-22.69	Horizontal
5350.00	46.35	32.24	7.11	2.61	41.89	46.42	68.20	-21.78	Vertical
Detector: Average Value									
Frequency (MHz)	Read Level (dBuV/m)	Antenna Factor (dB)	Cable Loss (dB)	Aux Factor (dB)	Preamp Factor (dB)	Level (dBuV/m)	Limit Line (dBuV/m)	Over Limit (dB)	Polarization
5350.00	29.70	32.24	7.11	2.61	41.89	29.77	54.00	-24.23	Horizontal
5350.00	38.25	32.24	7.11	2.61	41.89	38.32	54.00	-15.68	Vertical

Remark:

1. *Final Level = Receiver Read level + Antenna Factor + Cable Loss + Aux Factor – Preamplifier Factor.*
2. *The emission levels of other frequencies are very lower than the limit and not show in test report.*

Band 1 – 802.11ac(HT80)									
Test channel: Middle channel									
Detector: Peak Value									
Frequency (MHz)	Read Level (dBuV/m)	Antenna Factor (dB)	Cable Loss (dB)	Aux Factor (dB)	Preamp Factor (dB)	Level (dBuV/m)	Limit Line (dBuV/m)	Over Limit (dB)	Polarization
5150.00	52.05	31.77	7.05	2.54	41.93	51.48	68.20	-16.72	Horizontal
5150.00	48.60	31.77	7.05	2.54	41.93	48.03	68.20	-20.17	Vertical
Detector: Average Value									
Frequency (MHz)	Read Level (dBuV/m)	Antenna Factor (dB)	Cable Loss (dB)	Aux Factor (dB)	Preamp Factor (dB)	Level (dBuV/m)	Limit Line (dBuV/m)	Over Limit (dB)	Polarization
5150.00	44.94	31.77	7.05	2.54	41.93	44.37	54.00	-9.63	Horizontal
5150.00	40.96	31.77	7.05	2.54	41.93	40.39	54.00	-13.61	Vertical
Test channel: Middle channel									
Detector: Peak Value									
Frequency (MHz)	Read Level (dBuV/m)	Antenna Factor (dB)	Cable Loss (dB)	Aux Factor (dB)	Preamp Factor (dB)	Level (dBuV/m)	Limit Line (dBuV/m)	Over Limit (dB)	Polarization
5350.00	46.21	32.24	7.11	2.61	41.89	46.28	68.20	-21.92	Horizontal
5350.00	44.27	32.24	7.11	2.61	41.89	44.34	68.20	-23.86	Vertical
Detector: Average Value									
Frequency (MHz)	Read Level (dBuV/m)	Antenna Factor (dB)	Cable Loss (dB)	Aux Factor (dB)	Preamp Factor (dB)	Level (dBuV/m)	Limit Line (dBuV/m)	Over Limit (dB)	Polarization
5350.00	38.31	32.24	7.11	2.61	41.89	38.38	54.00	-15.62	Horizontal
5350.00	36.69	32.24	7.11	2.61	41.89	36.76	54.00	-17.24	Vertical

Remark:

1. *Final Level = Receiver Read level + Antenna Factor + Cable Loss + Aux Factor – Preamplifier Factor.*
2. *The emission levels of other frequencies are very lower than the limit and not show in test report.*

Band 4:

Band 4 – 802.11a									
Test channel: Lowest channel									
Detector: Peak Value									
Frequency (MHz)	Read Level (dBuV/m)	Antenna Factor (dB)	Cable Loss (dB)	Aux Factor (dB)	Preamp Factor (dB)	Level (dBuV/m)	Limit Line (dBuV/m)	Over Limit (dB)	Polarization
5650.00	48.73	32.63	7.45	2.69	41.85	49.65	68.20	-18.55	Horizontal
5700.00	48.67	32.64	7.60	2.72	41.90	49.73	105.20	-55.47	Horizontal
5720.00	49.68	32.65	7.64	2.72	41.92	50.77	110.80	-60.03	Horizontal
5725.00	52.43	32.65	7.69	2.72	41.94	53.55	122.20	-68.65	Horizontal
5650.00	48.67	32.63	7.45	2.69	41.85	49.59	68.20	-18.61	Vertical
5700.00	48.10	32.64	7.60	2.72	41.90	49.16	105.20	-56.04	Vertical
5720.00	50.01	32.65	7.64	2.72	41.92	51.10	110.80	-59.70	Vertical
5725.00	52.23	32.65	7.69	2.72	41.94	53.35	122.20	-68.85	Vertical
Test channel: Highest channel									
Detector: Peak Value									
Frequency (MHz)	Read Level (dBuV/m)	Antenna Factor (dB)	Cable Loss (dB)	Aux Factor (dB)	Preamp Factor (dB)	Level (dBuV/m)	Limit Line (dBuV/m)	Over Limit (dB)	Polarization
5850.00	49.16	32.67	7.90	2.69	42.03	50.39	122.20	-71.81	Horizontal
5855.00	49.50	32.67	7.90	2.72	42.03	50.76	110.80	-60.04	Horizontal
5875.00	49.78	32.68	7.91	2.72	42.03	51.06	105.20	-54.14	Horizontal
5925.00	48.93	32.69	7.92	2.72	42.04	50.22	68.20	-17.98	Horizontal
5850.00	48.72	32.67	7.90	2.69	42.03	49.95	122.20	-72.25	Vertical
5855.00	48.80	32.67	7.90	2.72	42.03	50.06	110.80	-60.74	Vertical
5875.00	48.81	32.68	7.91	2.72	42.03	50.09	105.20	-55.11	Vertical
5925.00	49.10	32.69	7.92	2.72	42.04	50.39	68.20	-17.81	Vertical

Remark:

1. *Final Level = Receiver Read level + Antenna Factor + Cable Loss + Aux Factor – Preamplifier Factor.*
2. *The emission levels of other frequencies are very lower than the limit and not show in test report.*

Band 4 – 802.11n(HT20)									
Test channel: Lowest channel									
Detector: Peak Value									
Frequency (MHz)	Read Level (dBuV/m)	Antenna Factor (dB)	Cable Loss (dB)	Aux Factor (dB)	Preamp Factor (dB)	Level (dBuV/m)	Limit Line (dBuV/m)	Over Limit (dB)	Polarization
5650.00	49.02	32.63	7.45	2.69	41.85	49.94	68.20	-18.26	Horizontal
5700.00	48.85	32.64	7.60	2.72	41.90	49.91	105.20	-55.29	Horizontal
5720.00	50.09	32.65	7.64	2.72	41.92	51.18	110.80	-59.62	Horizontal
5725.00	52.19	32.65	7.69	2.72	41.94	53.31	122.20	-68.89	Horizontal
5650.00	48.93	32.63	7.45	2.69	41.85	49.85	68.20	-18.35	Vertical
5700.00	48.13	32.64	7.60	2.72	41.90	49.19	105.20	-56.01	Vertical
5720.00	50.28	32.65	7.64	2.72	41.92	51.37	110.80	-59.43	Vertical
5725.00	52.15	32.65	7.69	2.72	41.94	53.27	122.20	-68.93	Vertical
Test channel: Highest channel									
Detector: Peak Value									
Frequency (MHz)	Read Level (dBuV/m)	Antenna Factor (dB)	Cable Loss (dB)	Aux Factor (dB)	Preamp Factor (dB)	Level (dBuV/m)	Limit Line (dBuV/m)	Over Limit (dB)	Polarization
5850.00	48.92	32.67	7.90	2.69	42.03	50.15	122.20	-72.05	Horizontal
5855.00	49.71	32.67	7.90	2.72	42.03	50.97	110.80	-59.83	Horizontal
5875.00	49.69	32.68	7.91	2.72	42.03	50.97	105.20	-54.23	Horizontal
5925.00	48.55	32.69	7.92	2.72	42.04	49.84	68.20	-18.36	Horizontal
5850.00	48.82	32.67	7.90	2.69	42.03	50.05	122.20	-72.15	Vertical
5855.00	49.01	32.67	7.90	2.72	42.03	50.27	110.80	-60.53	Vertical
5875.00	48.71	32.68	7.91	2.72	42.03	49.99	105.20	-55.21	Vertical
5925.00	49.23	32.69	7.92	2.72	42.04	50.52	68.20	-17.68	Vertical

Remark:

1. *Final Level = Receiver Read level + Antenna Factor + Cable Loss + Aux Factor – Preamplifier Factor.*
2. *The emission levels of other frequencies are very lower than the limit and not show in test report.*

Band 4 – 802.11n(HT40)									
Test channel: Lowest channel									
Detector: Peak Value									
Frequency (MHz)	Read Level (dBuV/m)	Antenna Factor (dB)	Cable Loss (dB)	Aux Factor (dB)	Preamp Factor (dB)	Level (dBuV/m)	Limit Line (dBuV/m)	Over Limit (dB)	Polarization
5650.00	49.46	32.63	7.45	2.69	41.85	50.38	68.20	-17.82	Horizontal
5700.00	50.02	32.64	7.60	2.72	41.90	51.08	105.20	-54.12	Horizontal
5720.00	50.67	32.65	7.64	2.72	41.92	51.76	110.80	-59.04	Horizontal
5725.00	51.00	32.65	7.69	2.72	41.94	52.12	122.20	-70.08	Horizontal
5650.00	49.69	32.63	7.45	2.69	41.85	50.61	68.20	-17.59	Vertical
5700.00	48.63	32.64	7.60	2.72	41.90	49.69	105.20	-55.51	Vertical
5720.00	52.83	32.65	7.64	2.72	41.92	53.92	110.80	-56.88	Vertical
5725.00	53.60	32.65	7.69	2.72	41.94	54.72	122.20	-67.48	Vertical
Test channel: Highest channel									
Detector: Peak Value									
Frequency (MHz)	Read Level (dBuV/m)	Antenna Factor (dB)	Cable Loss (dB)	Aux Factor (dB)	Preamp Factor (dB)	Level (dBuV/m)	Limit Line (dBuV/m)	Over Limit (dB)	Polarization
5850.00	48.35	32.67	7.90	2.69	42.03	49.58	122.20	-72.62	Horizontal
5855.00	49.76	32.67	7.90	2.72	42.03	51.02	110.80	-59.78	Horizontal
5875.00	48.05	32.68	7.91	2.72	42.03	49.33	105.20	-55.87	Horizontal
5925.00	48.63	32.69	7.92	2.72	42.04	49.92	68.20	-18.28	Horizontal
5850.00	49.16	32.67	7.90	2.69	42.03	50.39	122.20	-71.81	Vertical
5855.00	48.47	32.67	7.90	2.72	42.03	49.73	110.80	-61.07	Vertical
5875.00	48.32	32.68	7.91	2.72	42.03	49.60	105.20	-55.60	Vertical
5925.00	48.48	32.69	7.92	2.72	42.04	49.77	68.20	-18.43	Vertical

Remark:

1. *Final Level = Receiver Read level + Antenna Factor + Cable Loss + Aux Factor – Preamplifier Factor.*
2. *The emission levels of other frequencies are very lower than the limit and not show in test report.*

Band 4 – 802.11ac(HT20)									
Test channel: Lowest channel									
Detector: Peak Value									
Frequency (MHz)	Read Level (dBuV/m)	Antenna Factor (dB)	Cable Loss (dB)	Aux Factor (dB)	Preamp Factor (dB)	Level (dBuV/m)	Limit Line (dBuV/m)	Over Limit (dB)	Polarization
5650.00	48.66	32.63	7.45	2.69	41.85	49.58	68.20	-18.62	Horizontal
5700.00	48.89	32.64	7.60	2.72	41.90	49.95	105.20	-55.25	Horizontal
5720.00	49.31	32.65	7.64	2.72	41.92	50.40	110.80	-60.40	Horizontal
5725.00	52.09	32.65	7.69	2.72	41.94	53.21	122.20	-68.99	Horizontal
5650.00	48.80	32.63	7.45	2.69	41.85	49.72	68.20	-18.48	Vertical
5700.00	48.46	32.64	7.60	2.72	41.90	49.52	105.20	-55.68	Vertical
5720.00	50.27	32.65	7.64	2.72	41.92	51.36	110.80	-59.44	Vertical
5725.00	52.06	32.65	7.69	2.72	41.94	53.18	122.20	-69.02	Vertical
Test channel: Highest channel									
Detector: Peak Value									
Frequency (MHz)	Read Level (dBuV/m)	Antenna Factor (dB)	Cable Loss (dB)	Aux Factor (dB)	Preamp Factor (dB)	Level (dBuV/m)	Limit Line (dBuV/m)	Over Limit (dB)	Polarization
5850.00	48.99	32.67	7.90	2.69	42.03	50.22	122.20	-71.98	Horizontal
5855.00	49.23	32.67	7.90	2.72	42.03	50.49	110.80	-60.31	Horizontal
5875.00	49.92	32.68	7.91	2.72	42.03	51.20	105.20	-54.00	Horizontal
5925.00	48.44	32.69	7.92	2.72	42.04	49.73	68.20	-18.47	Horizontal
5850.00	48.66	32.67	7.90	2.69	42.03	49.89	122.20	-72.31	Vertical
5855.00	49.03	32.67	7.90	2.72	42.03	50.29	110.80	-60.51	Vertical
5875.00	48.92	32.68	7.91	2.72	42.03	50.20	105.20	-55.00	Vertical
5925.00	49.41	32.69	7.92	2.72	42.04	50.70	68.20	-17.50	Vertical

Remark:

1. *Final Level = Receiver Read level + Antenna Factor + Cable Loss + Aux Factor – Preamplifier Factor.*
2. *The emission levels of other frequencies are very lower than the limit and not show in test report.*

Band 4 – 802.11ac(HT40)									
Test channel: Lowest channel									
Detector: Peak Value									
Frequency (MHz)	Read Level (dBuV/m)	Antenna Factor (dB)	Cable Loss (dB)	Aux Factor (dB)	Preamp Factor (dB)	Level (dBuV/m)	Limit Line (dBuV/m)	Over Limit (dB)	Polarization
5650.00	49.37	32.63	7.45	2.69	41.85	50.29	68.20	-17.91	Horizontal
5700.00	50.24	32.64	7.60	2.72	41.90	51.30	105.20	-53.90	Horizontal
5720.00	50.75	32.65	7.64	2.72	41.92	51.84	110.80	-58.96	Horizontal
5725.00	51.40	32.65	7.69	2.72	41.94	52.52	122.20	-69.68	Horizontal
5650.00	49.67	32.63	7.45	2.69	41.85	50.59	68.20	-17.61	Vertical
5700.00	48.35	32.64	7.60	2.72	41.90	49.41	105.20	-55.79	Vertical
5720.00	53.11	32.65	7.64	2.72	41.92	54.20	110.80	-56.60	Vertical
5725.00	53.53	32.65	7.69	2.72	41.94	54.65	122.20	-67.55	Vertical
Test channel: Highest channel									
Detector: Peak Value									
Frequency (MHz)	Read Level (dBuV/m)	Antenna Factor (dB)	Cable Loss (dB)	Aux Factor (dB)	Preamp Factor (dB)	Level (dBuV/m)	Limit Line (dBuV/m)	Over Limit (dB)	Polarization
5850.00	48.24	32.67	7.90	2.69	42.03	49.47	122.20	-72.73	Horizontal
5855.00	49.80	32.67	7.90	2.72	42.03	51.06	110.80	-59.74	Horizontal
5875.00	48.13	32.68	7.91	2.72	42.03	49.41	105.20	-55.79	Horizontal
5925.00	48.38	32.69	7.92	2.72	42.04	49.67	68.20	-18.53	Horizontal
5850.00	48.72	32.67	7.90	2.69	42.03	49.95	122.20	-72.25	Vertical
5855.00	48.15	32.67	7.90	2.72	42.03	49.41	110.80	-61.39	Vertical
5875.00	48.76	32.68	7.91	2.72	42.03	50.04	105.20	-55.16	Vertical
5925.00	48.13	32.69	7.92	2.72	42.04	49.42	68.20	-18.78	Vertical

Remark:

1. *Final Level = Receiver Read level + Antenna Factor + Cable Loss + Aux Factor – Preamplifier Factor.*
2. *The emission levels of other frequencies are very lower than the limit and not show in test report.*

Band 4 – 802.11ac(HT80)									
Test channel: Middle channel									
Detector: Peak Value									
Frequency (MHz)	Read Level (dBuV/m)	Antenna Factor (dB)	Cable Loss (dB)	Aux Factor (dB)	Preamp Factor (dB)	Level (dBuV/m)	Limit Line (dBuV/m)	Over Limit (dB)	Polarization
5650.00	48.62	32.63	7.45	2.69	41.85	49.54	68.20	-18.66	Horizontal
5700.00	55.33	32.64	7.60	2.72	41.90	56.39	105.20	-48.81	Horizontal
5720.00	54.71	32.65	7.64	2.72	41.92	55.80	110.80	-55.00	Horizontal
5725.00	55.38	32.65	7.69	2.72	41.94	56.50	122.20	-65.70	Horizontal
5650.00	49.13	32.63	7.45	2.69	41.85	50.05	68.20	-18.15	Vertical
5700.00	56.92	32.64	7.60	2.72	41.90	57.98	105.20	-47.22	Vertical
5720.00	55.47	32.65	7.64	2.72	41.92	56.56	110.80	-54.24	Vertical
5725.00	55.24	32.65	7.69	2.72	41.94	56.36	122.20	-65.84	Vertical
Test channel: Middle channel									
Detector: Peak Value									
Frequency (MHz)	Read Level (dBuV/m)	Antenna Factor (dB)	Cable Loss (dB)	Aux Factor (dB)	Preamp Factor (dB)	Level (dBuV/m)	Limit Line (dBuV/m)	Over Limit (dB)	Polarization
5850.00	49.69	32.67	7.90	2.69	42.03	50.92	122.20	-71.28	Horizontal
5855.00	49.31	32.67	7.90	2.72	42.03	50.57	110.80	-60.23	Horizontal
5875.00	48.05	32.68	7.91	2.72	42.03	49.33	105.20	-55.87	Horizontal
5925.00	50.06	32.69	7.92	2.72	42.04	51.35	68.20	-16.85	Horizontal
5850.00	49.16	32.67	7.90	2.69	42.03	50.39	122.20	-71.81	Vertical
5855.00	49.42	32.67	7.90	2.72	42.03	50.68	110.80	-60.12	Vertical
5875.00	48.81	32.68	7.91	2.72	42.03	50.09	105.20	-55.11	Vertical
5925.00	48.47	32.69	7.92	2.72	42.04	49.76	68.20	-18.44	Vertical

Remark:

1. *Final Level = Receiver Read level + Antenna Factor + Cable Loss + Aux Factor – Preamplifier Factor.*
2. *The emission levels of other frequencies are very lower than the limit and not show in test report.*

ANT2

Band 1:

Band 1 – 802.11a									
Test channel: Lowest channel									
Detector: Peak Value									
Frequency (MHz)	Read Level (dBuV/m)	Antenna Factor (dB)	Cable Loss (dB)	Aux Factor (dB)	Preamp Factor (dB)	Level (dBuV/m)	Limit Line (dBuV/m)	Over Limit (dB)	Polarization
5150.00	49.08	31.77	7.05	2.54	41.93	48.51	68.20	-19.69	Horizontal
5150.00	47.36	31.77	7.05	2.54	41.93	46.79	68.20	-21.41	Vertical
Detector: Average Value									
Frequency (MHz)	Read Level (dBuV/m)	Antenna Factor (dB)	Cable Loss (dB)	Aux Factor (dB)	Preamp Factor (dB)	Level (dBuV/m)	Limit Line (dBuV/m)	Over Limit (dB)	Polarization
5150.00	41.30	31.77	7.05	2.54	41.93	40.73	54.00	-13.27	Horizontal
5150.00	40.19	31.77	7.05	2.54	41.93	39.62	54.00	-14.38	Vertical
Test channel: Highest channel									
Detector: Peak Value									
Frequency (MHz)	Read Level (dBuV/m)	Antenna Factor (dB)	Cable Loss (dB)	Aux Factor (dB)	Preamp Factor (dB)	Level (dBuV/m)	Limit Line (dBuV/m)	Over Limit (dB)	Polarization
5350.00	47.43	32.24	7.11	2.61	41.89	47.50	68.20	-20.70	Horizontal
5350.00	47.86	32.24	7.11	2.61	41.89	47.93	68.20	-20.27	Vertical
Detector: Average Value									
Frequency (MHz)	Read Level (dBuV/m)	Antenna Factor (dB)	Cable Loss (dB)	Aux Factor (dB)	Preamp Factor (dB)	Level (dBuV/m)	Limit Line (dBuV/m)	Over Limit (dB)	Polarization
5350.00	39.71	32.24	7.11	2.61	41.89	39.78	54.00	-14.22	Horizontal
5350.00	39.68	32.24	7.11	2.61	41.89	39.75	54.00	-14.25	Vertical

Remark:

3. Final Level = Receiver Read level + Antenna Factor + Cable Loss + Aux Factor – Preamplifier Factor.

4. The emission levels of other frequencies are very lower than the limit and not show in test report.

Band 1 – 802.11n(HT20)									
Test channel: Lowest channel									
Detector: Peak Value									
Frequency (MHz)	Read Level (dBuV/m)	Antenna Factor (dB)	Cable Loss (dB)	Aux Factor (dB)	Preamp Factor (dB)	Level (dBuV/m)	Limit Line (dBuV/m)	Over Limit (dB)	Polarization
5150.00	49.53	31.77	7.05	2.54	41.93	48.96	68.20	-19.24	Horizontal
5150.00	47.15	31.77	7.05	2.54	41.93	46.58	68.20	-21.62	Vertical
Detector: Average Value									
Frequency (MHz)	Read Level (dBuV/m)	Antenna Factor (dB)	Cable Loss (dB)	Aux Factor (dB)	Preamp Factor (dB)	Level (dBuV/m)	Limit Line (dBuV/m)	Over Limit (dB)	Polarization
5150.00	41.73	31.77	7.05	2.54	41.93	41.16	54.00	-12.84	Horizontal
5150.00	40.56	31.77	7.05	2.54	41.93	39.99	54.00	-14.01	Vertical
Test channel: Highest channel									
Detector: Peak Value									
Frequency (MHz)	Read Level (dBuV/m)	Antenna Factor (dB)	Cable Loss (dB)	Aux Factor (dB)	Preamp Factor (dB)	Level (dBuV/m)	Limit Line (dBuV/m)	Over Limit (dB)	Polarization
5350.00	47.82	32.24	7.11	2.61	41.89	47.89	68.20	-20.31	Horizontal
5350.00	47.58	32.24	7.11	2.61	41.89	47.65	68.20	-20.55	Vertical
Detector: Average Value									
Frequency (MHz)	Read Level (dBuV/m)	Antenna Factor (dB)	Cable Loss (dB)	Aux Factor (dB)	Preamp Factor (dB)	Level (dBuV/m)	Limit Line (dBuV/m)	Over Limit (dB)	Polarization
5350.00	39.86	32.24	7.11	2.61	41.89	39.93	54.00	-14.07	Horizontal
5350.00	40.17	32.24	7.11	2.61	41.89	40.24	54.00	-13.76	Vertical

Remark:

3. Final Level = Receiver Read level + Antenna Factor + Cable Loss + Aux Factor – Preamplifier Factor.

4. The emission levels of other frequencies are very lower than the limit and not show in test report.

Band 1 – 802.11n(HT40)									
Test channel: Lowest channel									
Detector: Peak Value									
Frequency (MHz)	Read Level (dBuV/m)	Antenna Factor (dB)	Cable Loss (dB)	Aux Factor (dB)	Preamp Factor (dB)	Level (dBuV/m)	Limit Line (dBuV/m)	Over Limit (dB)	Polarization
5150.00	49.63	31.77	7.05	2.54	41.93	49.06	68.20	-19.14	Horizontal
5150.00	40.10	31.77	7.05	2.54	41.93	39.53	68.20	-28.67	Vertical
Detector: Average Value									
Frequency (MHz)	Read Level (dBuV/m)	Antenna Factor (dB)	Cable Loss (dB)	Aux Factor (dB)	Preamp Factor (dB)	Level (dBuV/m)	Limit Line (dBuV/m)	Over Limit (dB)	Polarization
5150.00	41.32	31.77	7.05	2.54	41.93	40.75	54.00	-13.25	Horizontal
5150.00	38.65	31.77	7.05	2.54	41.93	38.08	54.00	-15.92	Vertical
Test channel: Highest channel									
Detector: Peak Value									
Frequency (MHz)	Read Level (dBuV/m)	Antenna Factor (dB)	Cable Loss (dB)	Aux Factor (dB)	Preamp Factor (dB)	Level (dBuV/m)	Limit Line (dBuV/m)	Over Limit (dB)	Polarization
5350.00	48.23	32.02	7.09	2.54	41.93	47.95	68.20	-20.25	Horizontal
5350.00	47.85	32.02	7.09	2.54	41.93	47.57	68.20	-20.63	Vertical
Detector: Average Value									
Frequency (MHz)	Read Level (dBuV/m)	Antenna Factor (dB)	Cable Loss (dB)	Aux Factor (dB)	Preamp Factor (dB)	Level (dBuV/m)	Limit Line (dBuV/m)	Over Limit (dB)	Polarization
5350.00	40.38	32.02	7.09	2.54	41.93	40.10	54.00	-13.90	Horizontal
5350.00	39.60	32.02	7.09	2.54	41.93	39.32	54.00	-14.68	Vertical

Remark:

3. Final Level = Receiver Read level + Antenna Factor + Cable Loss + Aux Factor – Preamplifier Factor.

4. The emission levels of other frequencies are very lower than the limit and not show in test report.

Band 1 – 802.11ac(HT20)									
Test channel: Lowest channel									
Detector: Peak Value									
Frequency (MHz)	Read Level (dBuV/m)	Antenna Factor (dB)	Cable Loss (dB)	Aux Factor (dB)	Preamp Factor (dB)	Level (dBuV/m)	Limit Line (dBuV/m)	Over Limit (dB)	Polarization
5150.00	48.85	31.77	7.05	2.54	41.93	48.28	68.20	-19.92	Horizontal
5150.00	47.39	31.77	7.05	2.54	41.93	46.82	68.20	-21.38	Vertical
Detector: Average Value									
Frequency (MHz)	Read Level (dBuV/m)	Antenna Factor (dB)	Cable Loss (dB)	Aux Factor (dB)	Preamp Factor (dB)	Level (dBuV/m)	Limit Line (dBuV/m)	Over Limit (dB)	Polarization
5150.00	41.75	31.77	7.05	2.54	41.93	41.18	54.00	-12.82	Horizontal
5150.00	40.26	31.77	7.05	2.54	41.93	39.69	54.00	-14.31	Vertical
Test channel: Highest channel									
Detector: Peak Value									
Frequency (MHz)	Read Level (dBuV/m)	Antenna Factor (dB)	Cable Loss (dB)	Aux Factor (dB)	Preamp Factor (dB)	Level (dBuV/m)	Limit Line (dBuV/m)	Over Limit (dB)	Polarization
5350.00	47.68	32.24	7.11	2.61	41.89	47.75	68.20	-20.45	Horizontal
5350.00	47.53	32.24	7.11	2.61	41.89	47.60	68.20	-20.60	Vertical
Detector: Average Value									
Frequency (MHz)	Read Level (dBuV/m)	Antenna Factor (dB)	Cable Loss (dB)	Aux Factor (dB)	Preamp Factor (dB)	Level (dBuV/m)	Limit Line (dBuV/m)	Over Limit (dB)	Polarization
5350.00	39.81	32.24	7.11	2.61	41.89	39.88	54.00	-14.12	Horizontal
5350.00	39.43	32.24	7.11	2.61	41.89	39.50	54.00	-14.50	Vertical

Remark:

3. Final Level = Receiver Read level + Antenna Factor + Cable Loss + Aux Factor – Preamplifier Factor.

4. The emission levels of other frequencies are very lower than the limit and not show in test report.

Band 1 – 802.11ac(HT40)									
Test channel: Lowest channel									
Detector: Peak Value									
Frequency (MHz)	Read Level (dBuV/m)	Antenna Factor (dB)	Cable Loss (dB)	Aux Factor (dB)	Preamp Factor (dB)	Level (dBuV/m)	Limit Line (dBuV/m)	Over Limit (dB)	Polarization
5150.00	49.64	31.77	7.05	2.54	41.93	49.07	68.20	-19.13	Horizontal
5150.00	40.23	31.77	7.05	2.54	41.93	39.66	68.20	-28.54	Vertical
Detector: Average Value									
Frequency (MHz)	Read Level (dBuV/m)	Antenna Factor (dB)	Cable Loss (dB)	Aux Factor (dB)	Preamp Factor (dB)	Level (dBuV/m)	Limit Line (dBuV/m)	Over Limit (dB)	Polarization
5150.00	41.59	31.77	7.05	2.54	41.93	41.02	54.00	-12.98	Horizontal
5150.00	38.62	31.77	7.05	2.54	41.93	38.05	54.00	-15.95	Vertical
Test channel: Highest channel									
Detector: Peak Value									
Frequency (MHz)	Read Level (dBuV/m)	Antenna Factor (dB)	Cable Loss (dB)	Aux Factor (dB)	Preamp Factor (dB)	Level (dBuV/m)	Limit Line (dBuV/m)	Over Limit (dB)	Polarization
5350.00	48.69	32.24	7.11	2.61	41.89	48.76	68.20	-19.44	Horizontal
5350.00	48.33	32.24	7.11	2.61	41.89	48.40	68.20	-19.80	Vertical
Detector: Average Value									
Frequency (MHz)	Read Level (dBuV/m)	Antenna Factor (dB)	Cable Loss (dB)	Aux Factor (dB)	Preamp Factor (dB)	Level (dBuV/m)	Limit Line (dBuV/m)	Over Limit (dB)	Polarization
5350.00	40.49	32.24	7.11	2.61	41.89	40.56	54.00	-13.44	Horizontal
5350.00	39.21	32.24	7.11	2.61	41.89	39.28	54.00	-14.72	Vertical

Remark:

3. Final Level = Receiver Read level + Antenna Factor + Cable Loss + Aux Factor – Preamplifier Factor.

4. The emission levels of other frequencies are very lower than the limit and not show in test report.

Band 1 – 802.11ac(HT80)									
Test channel: Middle channel									
Detector: Peak Value									
Frequency (MHz)	Read Level (dBuV/m)	Antenna Factor (dB)	Cable Loss (dB)	Aux Factor (dB)	Preamp Factor (dB)	Level (dBuV/m)	Limit Line (dBuV/m)	Over Limit (dB)	Polarization
5150.00	52.35	31.77	7.05	2.54	41.93	51.78	68.20	-16.42	Horizontal
5150.00	50.84	31.77	7.05	2.54	41.93	50.27	68.20	-17.93	Vertical
Detector: Average Value									
Frequency (MHz)	Read Level (dBuV/m)	Antenna Factor (dB)	Cable Loss (dB)	Aux Factor (dB)	Preamp Factor (dB)	Level (dBuV/m)	Limit Line (dBuV/m)	Over Limit (dB)	Polarization
5150.00	44.53	31.77	7.05	2.54	41.93	43.96	54.00	-10.04	Horizontal
5150.00	42.65	31.77	7.05	2.54	41.93	42.08	54.00	-11.92	Vertical
Test channel: Middle channel									
Detector: Peak Value									
Frequency (MHz)	Read Level (dBuV/m)	Antenna Factor (dB)	Cable Loss (dB)	Aux Factor (dB)	Preamp Factor (dB)	Level (dBuV/m)	Limit Line (dBuV/m)	Over Limit (dB)	Polarization
5350.00	48.64	32.24	7.11	2.61	41.89	48.71	68.20	-19.49	Horizontal
5350.00	47.82	32.24	7.11	2.61	41.89	47.89	68.20	-20.31	Vertical
Detector: Average Value									
Frequency (MHz)	Read Level (dBuV/m)	Antenna Factor (dB)	Cable Loss (dB)	Aux Factor (dB)	Preamp Factor (dB)	Level (dBuV/m)	Limit Line (dBuV/m)	Over Limit (dB)	Polarization
5350.00	40.06	32.24	7.11	2.61	41.89	40.13	54.00	-13.87	Horizontal
5350.00	39.49	32.24	7.11	2.61	41.89	39.56	54.00	-14.44	Vertical

Remark:

3. Final Level = Receiver Read level + Antenna Factor + Cable Loss + Aux Factor – Preamplifier Factor.

4. The emission levels of other frequencies are very lower than the limit and not show in test report.

Band 4:

Band 4 – 802.11a									
Test channel: Lowest channel									
Detector: Peak Value									
Frequency (MHz)	Read Level (dBuV/m)	Antenna Factor (dB)	Cable Loss (dB)	Aux Factor (dB)	Preamp Factor (dB)	Level (dBuV/m)	Limit Line (dBuV/m)	Over Limit (dB)	Polarization
5650.00	47.32	32.63	7.45	2.69	41.85	48.24	68.20	-19.96	Horizontal
5700.00	48.52	32.64	7.60	2.72	41.90	49.58	105.20	-55.62	Horizontal
5720.00	49.62	32.65	7.64	2.72	41.92	50.71	110.80	-60.09	Horizontal
5725.00	51.38	32.65	7.69	2.72	41.94	52.50	122.20	-69.70	Horizontal
5650.00	47.83	32.63	7.45	2.69	41.85	48.75	68.20	-19.45	Vertical
5700.00	48.36	32.64	7.60	2.72	41.90	49.42	105.20	-55.78	Vertical
5720.00	48.25	32.65	7.64	2.72	41.92	49.34	110.80	-61.46	Vertical
5725.00	49.45	32.65	7.69	2.72	41.94	50.57	122.20	-71.63	Vertical
Test channel: Highest channel									
Detector: Peak Value									
Frequency (MHz)	Read Level (dBuV/m)	Antenna Factor (dB)	Cable Loss (dB)	Aux Factor (dB)	Preamp Factor (dB)	Level (dBuV/m)	Limit Line (dBuV/m)	Over Limit (dB)	Polarization
5850.00	48.22	32.67	7.90	2.69	42.03	49.45	122.20	-72.75	Horizontal
5855.00	48.62	32.67	7.90	2.72	42.03	49.88	110.80	-60.92	Horizontal
5875.00	48.93	32.68	7.91	2.72	42.03	50.21	105.20	-54.99	Horizontal
5925.00	48.37	32.69	7.92	2.72	42.04	49.66	68.20	-18.54	Horizontal
5850.00	48.23	32.67	7.90	2.69	42.03	49.46	122.20	-72.74	Vertical
5855.00	48.44	32.67	7.90	2.72	42.03	49.70	110.80	-61.10	Vertical
5875.00	47.13	32.68	7.91	2.72	42.03	48.41	105.20	-56.79	Vertical
5925.00	48.07	32.69	7.92	2.72	42.04	49.36	68.20	-18.84	Vertical

Remark:

3. *Final Level = Receiver Read level + Antenna Factor + Cable Loss + Aux Factor – Preamplifier Factor.*
4. *The emission levels of other frequencies are very lower than the limit and not show in test report.*

Band 4 – 802.11n(HT20)									
Test channel: Lowest channel									
Detector: Peak Value									
Frequency (MHz)	Read Level (dBuV/m)	Antenna Factor (dB)	Cable Loss (dB)	Aux Factor (dB)	Preamp Factor (dB)	Level (dBuV/m)	Limit Line (dBuV/m)	Over Limit (dB)	Polarization
5650.00	47.67	32.63	7.45	2.69	41.85	48.59	68.20	-19.61	Horizontal
5700.00	48.84	32.64	7.60	2.72	41.90	49.90	105.20	-55.30	Horizontal
5720.00	49.78	32.65	7.64	2.72	41.92	50.87	110.80	-59.93	Horizontal
5725.00	50.99	32.65	7.69	2.72	41.94	52.11	122.20	-70.09	Horizontal
5650.00	48.06	32.63	7.45	2.69	41.85	48.98	68.20	-19.22	Vertical
5700.00	48.46	32.64	7.60	2.72	41.90	49.52	105.20	-55.68	Vertical
5720.00	48.66	32.65	7.64	2.72	41.92	49.75	110.80	-61.05	Vertical
5725.00	49.12	32.65	7.69	2.72	41.94	50.24	122.20	-71.96	Vertical
Test channel: Highest channel									
Detector: Peak Value									
Frequency (MHz)	Read Level (dBuV/m)	Antenna Factor (dB)	Cable Loss (dB)	Aux Factor (dB)	Preamp Factor (dB)	Level (dBuV/m)	Limit Line (dBuV/m)	Over Limit (dB)	Polarization
5850.00	48.02	32.67	7.90	2.69	42.03	49.25	122.20	-72.95	Horizontal
5855.00	48.48	32.67	7.90	2.72	42.03	49.74	110.80	-61.06	Horizontal
5875.00	48.59	32.68	7.91	2.72	42.03	49.87	105.20	-55.33	Horizontal
5925.00	48.32	32.69	7.92	2.72	42.04	49.61	68.20	-18.59	Horizontal
5850.00	47.74	32.67	7.90	2.69	42.03	48.97	122.20	-73.23	Vertical
5855.00	48.69	32.67	7.90	2.72	42.03	49.95	110.80	-60.85	Vertical
5875.00	47.00	32.68	7.91	2.72	42.03	48.28	105.20	-56.92	Vertical
5925.00	48.27	32.69	7.92	2.72	42.04	49.56	68.20	-18.64	Vertical

Remark:

3. *Final Level = Receiver Read level + Antenna Factor + Cable Loss + Aux Factor – Preamplifier Factor.*
4. *The emission levels of other frequencies are very lower than the limit and not show in test report.*

Band 4 – 802.11n(HT40)									
Test channel: Lowest channel									
Detector: Peak Value									
Frequency (MHz)	Read Level (dBuV/m)	Antenna Factor (dB)	Cable Loss (dB)	Aux Factor (dB)	Preamp Factor (dB)	Level (dBuV/m)	Limit Line (dBuV/m)	Over Limit (dB)	Polarization
5650.00	49.46	32.63	7.45	2.69	41.85	50.38	68.20	-17.82	Horizontal
5700.00	50.02	32.64	7.60	2.72	41.90	51.08	105.20	-54.12	Horizontal
5720.00	50.67	32.65	7.64	2.72	41.92	51.76	110.80	-59.04	Horizontal
5725.00	51.00	32.65	7.69	2.72	41.94	52.12	122.20	-70.08	Horizontal
5650.00	47.38	32.63	7.45	2.69	41.85	48.30	68.20	-19.90	Vertical
5700.00	48.34	32.64	7.60	2.72	41.90	49.40	105.20	-55.80	Vertical
5720.00	51.20	32.65	7.64	2.72	41.92	52.29	110.80	-58.51	Vertical
5725.00	52.33	32.65	7.69	2.72	41.94	53.45	122.20	-68.75	Vertical
Test channel: Highest channel									
Detector: Peak Value									
Frequency (MHz)	Read Level (dBuV/m)	Antenna Factor (dB)	Cable Loss (dB)	Aux Factor (dB)	Preamp Factor (dB)	Level (dBuV/m)	Limit Line (dBuV/m)	Over Limit (dB)	Polarization
5850.00	47.79	32.67	7.90	2.69	42.03	49.02	122.20	-73.18	Horizontal
5855.00	47.58	32.67	7.90	2.72	42.03	48.84	110.80	-61.96	Horizontal
5875.00	48.19	32.68	7.91	2.72	42.03	49.47	105.20	-55.73	Horizontal
5925.00	47.77	32.69	7.92	2.72	42.04	49.06	68.20	-19.14	Horizontal
5850.00	47.58	32.67	7.90	2.69	42.03	48.81	122.20	-73.39	Vertical
5855.00	48.39	32.67	7.90	2.72	42.03	49.65	110.80	-61.15	Vertical
5875.00	47.75	32.68	7.91	2.72	42.03	49.03	105.20	-56.17	Vertical
5925.00	48.11	32.69	7.92	2.72	42.04	49.40	68.20	-18.80	Vertical

Remark:

3. *Final Level = Receiver Read level + Antenna Factor + Cable Loss + Aux Factor – Preamplifier Factor.*
4. *The emission levels of other frequencies are very lower than the limit and not show in test report.*

Band 4 – 802.11ac(HT20)									
Test channel: Lowest channel									
Detector: Peak Value									
Frequency (MHz)	Read Level (dBuV/m)	Antenna Factor (dB)	Cable Loss (dB)	Aux Factor (dB)	Preamp Factor (dB)	Level (dBuV/m)	Limit Line (dBuV/m)	Over Limit (dB)	Polarization
5650.00	46.84	32.63	7.45	2.69	41.85	47.76	68.20	-20.44	Horizontal
5700.00	48.68	32.64	7.60	2.72	41.90	49.74	105.20	-55.46	Horizontal
5720.00	49.56	32.65	7.64	2.72	41.92	50.65	110.80	-60.15	Horizontal
5725.00	51.44	32.65	7.69	2.72	41.94	52.56	122.20	-69.64	Horizontal
5650.00	47.93	32.63	7.45	2.69	41.85	48.85	68.20	-19.35	Vertical
5700.00	48.11	32.64	7.60	2.72	41.90	49.17	105.20	-56.03	Vertical
5720.00	48.27	32.65	7.64	2.72	41.92	49.36	110.80	-61.44	Vertical
5725.00	49.39	32.65	7.69	2.72	41.94	50.51	122.20	-71.69	Vertical
Test channel: Highest channel									
Detector: Peak Value									
Frequency (MHz)	Read Level (dBuV/m)	Antenna Factor (dB)	Cable Loss (dB)	Aux Factor (dB)	Preamp Factor (dB)	Level (dBuV/m)	Limit Line (dBuV/m)	Over Limit (dB)	Polarization
5850.00	48.23	32.67	7.90	2.69	42.03	49.46	122.20	-72.74	Horizontal
5855.00	48.62	32.67	7.90	2.72	42.03	49.88	110.80	-60.92	Horizontal
5875.00	48.43	32.68	7.91	2.72	42.03	49.71	105.20	-55.49	Horizontal
5925.00	48.34	32.69	7.92	2.72	42.04	49.63	68.20	-18.57	Horizontal
5850.00	48.22	32.67	7.90	2.69	42.03	49.45	122.20	-72.75	Vertical
5855.00	48.85	32.67	7.90	2.72	42.03	50.11	110.80	-60.69	Vertical
5875.00	47.51	32.68	7.91	2.72	42.03	48.79	105.20	-56.41	Vertical
5925.00	47.74	32.69	7.92	2.72	42.04	49.03	68.20	-19.17	Vertical

Remark:

3. *Final Level = Receiver Read level + Antenna Factor + Cable Loss + Aux Factor – Preamplifier Factor.*
4. *The emission levels of other frequencies are very lower than the limit and not show in test report.*

Band 4 – 802.11ac(HT40)									
Test channel: Lowest channel									
Detector: Peak Value									
Frequency (MHz)	Read Level (dBuV/m)	Antenna Factor (dB)	Cable Loss (dB)	Aux Factor (dB)	Preamp Factor (dB)	Level (dBuV/m)	Limit Line (dBuV/m)	Over Limit (dB)	Polarization
5650.00	49.32	32.63	7.45	2.69	41.85	50.24	68.20	-17.96	Horizontal
5700.00	50.24	32.64	7.60	2.72	41.90	51.30	105.20	-53.90	Horizontal
5720.00	50.84	32.65	7.64	2.72	41.92	51.93	110.80	-58.87	Horizontal
5725.00	51.24	32.65	7.69	2.72	41.94	52.36	122.20	-69.84	Horizontal
5650.00	47.12	32.63	7.45	2.69	41.85	48.04	68.20	-20.16	Vertical
5700.00	48.31	32.64	7.60	2.72	41.90	49.37	105.20	-55.83	Vertical
5720.00	50.95	32.65	7.64	2.72	41.92	52.04	110.80	-58.76	Vertical
5725.00	52.19	32.65	7.69	2.72	41.94	53.31	122.20	-68.89	Vertical
Test channel: Highest channel									
Detector: Peak Value									
Frequency (MHz)	Read Level (dBuV/m)	Antenna Factor (dB)	Cable Loss (dB)	Aux Factor (dB)	Preamp Factor (dB)	Level (dBuV/m)	Limit Line (dBuV/m)	Over Limit (dB)	Polarization
5850.00	47.85	32.67	7.90	2.69	42.03	49.08	122.20	-73.12	Horizontal
5855.00	48.05	32.67	7.90	2.72	42.03	49.31	110.80	-61.49	Horizontal
5875.00	48.09	32.68	7.91	2.72	42.03	49.37	105.20	-55.83	Horizontal
5925.00	48.11	32.69	7.92	2.72	42.04	49.40	68.20	-18.80	Horizontal
5850.00	47.62	32.67	7.90	2.69	42.03	48.85	122.20	-73.35	Vertical
5855.00	48.27	32.67	7.90	2.72	42.03	49.53	110.80	-61.27	Vertical
5875.00	47.28	32.68	7.91	2.72	42.03	48.56	105.20	-56.64	Vertical
5925.00	47.86	32.69	7.92	2.72	42.04	49.15	68.20	-19.05	Vertical

Remark:

3. Final Level = Receiver Read level + Antenna Factor + Cable Loss + Aux Factor – Preamplifier Factor.

4. The emission levels of other frequencies are very lower than the limit and not show in test report.

Band 4 – 802.11ac(HT80)									
Test channel: Middle channel									
Detector: Peak Value									
Frequency (MHz)	Read Level (dBuV/m)	Antenna Factor (dB)	Cable Loss (dB)	Aux Factor (dB)	Preamp Factor (dB)	Level (dBuV/m)	Limit Line (dBuV/m)	Over Limit (dB)	Polarization
5650.00	49.07	32.63	7.45	2.69	41.85	49.99	68.20	-18.21	Horizontal
5700.00	55.46	32.64	7.60	2.72	41.90	56.52	105.20	-48.68	Horizontal
5720.00	55.52	32.65	7.64	2.72	41.92	56.61	110.80	-54.19	Horizontal
5725.00	56.43	32.65	7.69	2.72	41.94	57.55	122.20	-64.65	Horizontal
5650.00	47.81	32.63	7.45	2.69	41.85	48.73	68.20	-19.47	Vertical
5700.00	54.20	32.64	7.60	2.72	41.90	55.26	105.20	-49.94	Vertical
5720.00	55.27	32.65	7.64	2.72	41.92	56.36	110.80	-54.44	Vertical
5725.00	54.87	32.65	7.69	2.72	41.94	55.99	122.20	-66.21	Vertical
Test channel: Middle channel									
Detector: Peak Value									
Frequency (MHz)	Read Level (dBuV/m)	Antenna Factor (dB)	Cable Loss (dB)	Aux Factor (dB)	Preamp Factor (dB)	Level (dBuV/m)	Limit Line (dBuV/m)	Over Limit (dB)	Polarization
5850.00	48.60	32.67	7.90	2.69	42.03	49.83	122.20	-72.37	Horizontal
5855.00	49.16	32.67	7.90	2.72	42.03	50.42	110.80	-60.38	Horizontal
5875.00	47.71	32.68	7.91	2.72	42.03	48.99	105.20	-56.21	Horizontal
5925.00	47.80	32.69	7.92	2.72	42.04	49.09	68.20	-19.11	Horizontal
5850.00	48.07	32.67	7.90	2.69	42.03	49.30	122.20	-72.90	Vertical
5855.00	49.07	32.67	7.90	2.72	42.03	50.33	110.80	-60.47	Vertical
5875.00	48.52	32.68	7.91	2.72	42.03	49.80	105.20	-55.40	Vertical
5925.00	48.14	32.69	7.92	2.72	42.04	49.43	68.20	-18.77	Vertical

Remark:

3. *Final Level = Receiver Read level + Antenna Factor + Cable Loss + Aux Factor – Preamplifier Factor.*
4. *The emission levels of other frequencies are very lower than the limit and not show in test report.*

6.7 Spurious Emission

6.7.1 Restricted Band

Test Requirement:	FCC Part15 E Section 15.407(b)
Test Frequency Range:	4.5 GHz to 5.15 GHz and 5.35GHz to 5.46GHz
Test site:	Measurement Distance: 3m

Receiver setup:

Frequency	Detector	RBW	VBW	Remark
Above 1GHz	Peak	1MHz	3MHz	Peak Value
	RMS	1MHz	3MHz	Average Value

Limit:

Frequency	Limit (dBuV/m @3m)	Remark
Above 1GHz	74.00	Peak Value
	54.00	Average Value

Test Procedure:

1. The EUT was placed on the top of a rotating table 1.5 meters above the ground at a 3 meter camber. The table was rotated 360 degrees to determine the position of the highest radiation.
2. The EUT was set 3 meters away from the interference-receiving antenna, which was mounted on the top of a variable-height antenna tower.
3. The antenna height is varied from one meter to four meters above the ground to determine the maximum value of the field strength. Both horizontal and vertical polarizations of the antenna are set to make the measurement.
4. For each suspected emission, the EUT was arranged to its worst case and then the antenna was tuned to heights from 1 meter to 4 meters and the rota table was turned from 0 degrees to 360 degrees to find the maximum reading.
5. The test-receiver system was set to Peak Detect Function and Specified Bandwidth with Maximum Hold Mode.
6. If the emission level of the EUT in peak mode was 10dB lower than the limit specified, then testing could be stopped and the peak values of the EUT would be reported. Otherwise the emissions that did not have 10dB margin would be re-tested one by one using peak, quasi-peak or average method as specified and then reported in a data sheet.

Test setup:

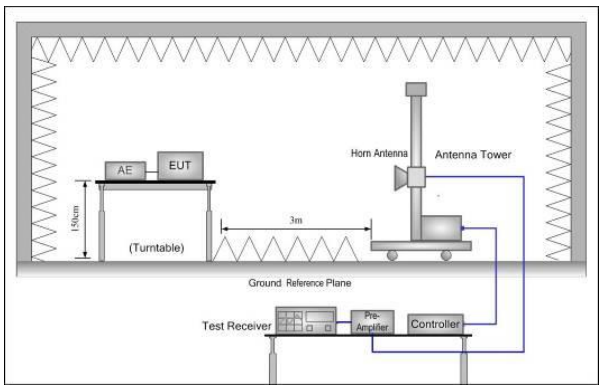

Test Instruments:	Refer to section 5.10 for details
Test mode:	Refer to section 5.3 for details
Test results:	Passed(Refer to section 6.6)

6.7.2 Unwanted Emissions out of the Restricted Bands

Test Requirement:	FCC Part15 C Section 15.209 and 15.205
Test Frequency Range:	30MHz to 40GHz
Test site:	Measurement Distance: 3m

Receiver setup:

Frequency	Detector	RBW	VBW	Remark
30MHz-1GHz	Quasi-peak	120kHz	300kHz	Quasi-peak Value
Above 1GHz	Peak	1MHz	3MHz	Peak Value
	RMS	1MHz	3MHz	Average Value

Limit:

Frequency	Limit (dBuV/m @3m)	Remark
30MHz-88MHz	40.0	Quasi-peak Value
88MHz-216MHz	43.5	Quasi-peak Value
216MHz-960MHz	46.0	Quasi-peak Value
960MHz-1GHz	54.0	Quasi-peak Value
Above 1GHz	68.20	Peak Value
	54.00	Average Value

Remark:
Above 1GHz limit:
E[dBμV/m] = EIRP[dBm] + 95.2=68.2 dBuV/m, for EIPR[dBm]=-27dBm.

Test Procedure:

1. The EUT was placed on the top of a rotating table 0.8m(below 1GHz)/1.5m(above 1GHz) above the ground at a 3 meter camber. The table was rotated 360 degrees to determine the position of the highest radiation.
2. The EUT was set 3 meters away from the interference-receiving antenna, which was mounted on the top of a variable-height antenna tower.
3. The antenna height is varied from one meter to four meters above the ground to determine the maximum value of the field strength. Both horizontal and vertical polarizations of the antenna are set to make the measurement.
4. For each suspected emission, the EUT was arranged to its worst case and then the antenna was tuned to heights from 1 meter to 4 meters and the rota table was turned from 0 degrees to 360 degrees to find the maximum reading.
5. The test-receiver system was set to Peak Detect Function and Specified Bandwidth with Maximum Hold Mode.
6. If the emission level of the EUT in peak mode was 10dB lower than the limit specified, then testing could be stopped and the peak values of the EUT would be reported. Otherwise the emissions that did not have 10dB margin would be re-tested one by one using peak, quasi-peak or average method as specified and then reported in a data sheet.

Test setup:

Below 1GHz

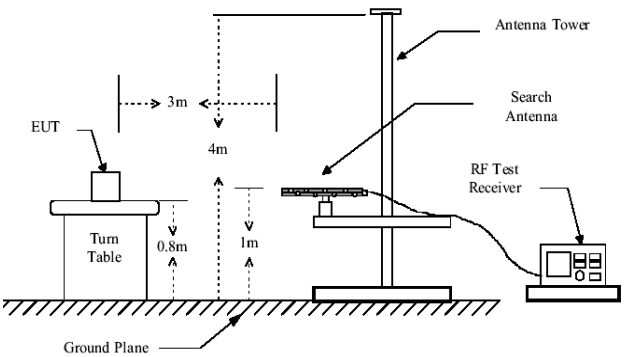

Above 1GHz

	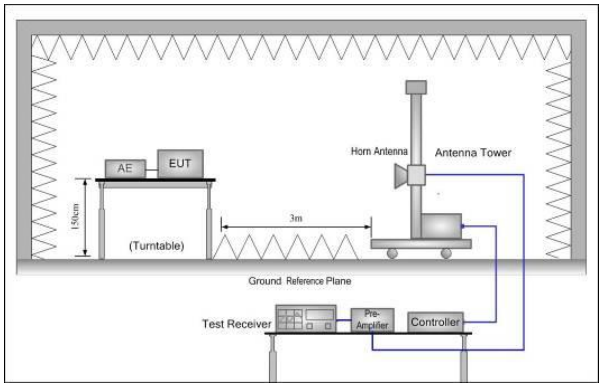
Test Instruments:	Refer to section 5.10 for details
Test mode:	Refer to section 5.3 for details
Test results:	Passed

Measurement Data (worst case):

Below 1GHz

Product Name:	JUNCO NBOOK	**Product Model:**	NB-YWS-I501
Test By:	Mike	**Test mode:**	5G Wi-Fi Tx mode
Test Frequency:	30 MHz ~ 1 GHz	**Polarization:**	Vertical
Test Voltage:	AC 120/60Hz	**Environment:**	Temp: 24℃ Huni: 57%

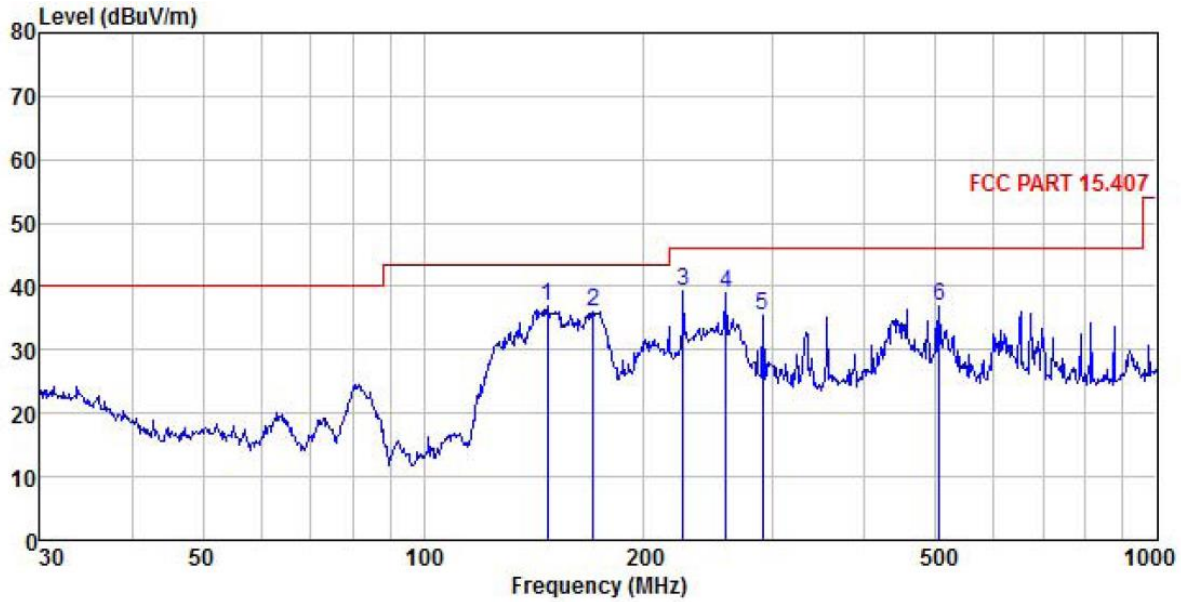

	Freq	Read Level	Antenna Factor	Cable Loss	Aux Factor	Preamp Factor	Level	Limit Line	Over Limit	Remark
	MHz	dBuV	dB/m	dB	dB	dB	dBuV/m	dBuV/m	dB	
1	147.404	51.30	14.10	0.61	0.00	29.23	36.78	43.50	-6.72	QP
2	170.195	47.89	16.50	0.66	0.00	29.05	36.00	43.50	-7.50	QP
3	226.099	48.80	18.41	0.75	0.00	28.67	39.29	46.00	-6.71	QP
4	258.326	48.13	18.53	0.80	0.00	28.52	38.94	46.00	-7.06	QP
5	290.017	44.44	18.66	0.85	0.00	28.47	35.48	46.00	-10.52	QP
6	504.706	45.43	19.42	1.11	0.00	28.97	36.99	46.00	-9.01	QP

Remark:

1. *Final Level = Receiver Read level + Antenna Factor + Cable Loss – Preamplifier Factor.*
2. *The emission levels of other frequencies are very lower than the limit and not show in test report.*
3. *The Aux Factor is a notch filter switch box loss, this item is not used.*

Product Name:	JUNCO NBOOK	**Product Model:**	NB-YWS-I501
Test By:	Mike	**Test mode:**	5G Wi-Fi Tx mode
Test Frequency:	30 MHz ~ 1 GHz	**Polarization:**	Horizontal
Test Voltage:	AC 120/60Hz	**Environment:**	Temp: 24℃ Huni: 57%

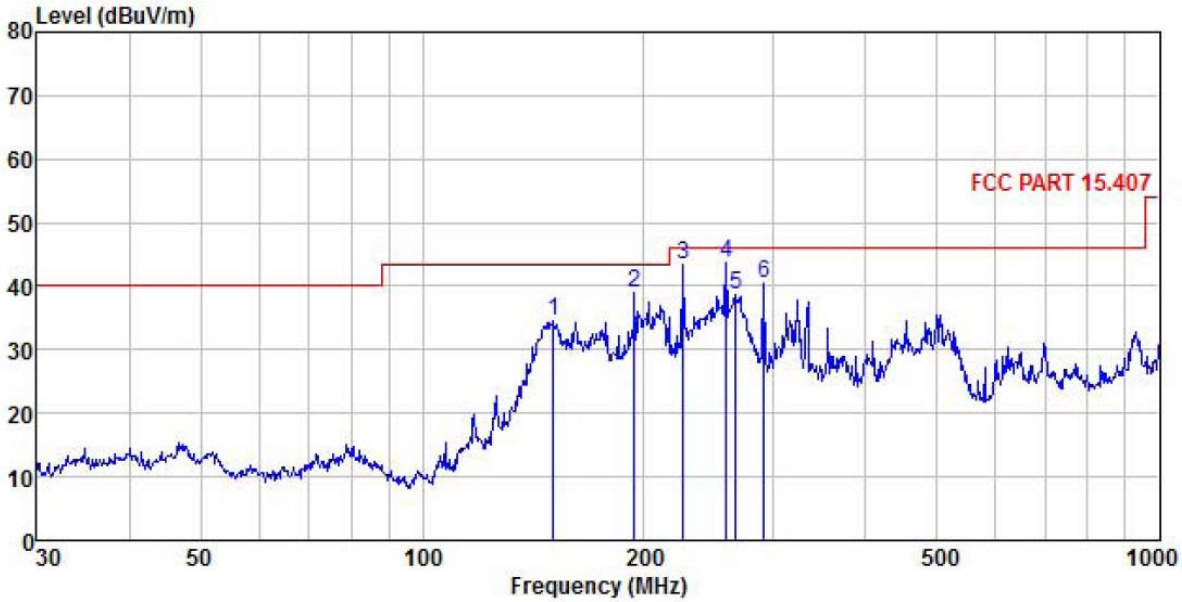

	Freq	Read Level	Antenna Factor	Cable Loss	Aux Factor	Preamp Factor	Level	Limit Line	Over Limit	Remark
	MHz	dBuV	dB/m	dB	dB	dB	dBuV/m	dBuV/m	dB	
1	150.538	48.97	14.31	0.62	0.00	29.22	34.68	43.50	-8.82	QP
2	193.773	49.37	17.70	0.71	0.00	28.87	38.91	43.50	-4.59	QP
3	226.099	52.88	18.41	0.75	0.00	28.67	43.37	46.00	-2.63	QP
4	258.326	52.81	18.53	0.80	0.00	28.52	43.62	46.00	-2.38	QP
5	266.609	47.77	18.57	0.81	0.00	28.51	38.64	46.00	-7.36	QP
6	291.036	49.33	18.67	0.85	0.00	28.47	40.38	46.00	-5.62	QP

Remark:

1. *Final Level = Receiver Read level + Antenna Factor + Cable Loss – Preamplifier Factor.*
2. *The emission levels of other frequencies are very lower than the limit and not show in test report.*
3. *The Aux Factor is a notch filter switch box loss, this item is not used.*

Above 1GHz:

ANT1

Band 1:

Band 1 – 802.11a									
Test channel: Lowest channel									
Detector: Peak Value									
Frequency (MHz)	Read Level (dBuV)	Antenna Factor (dB/m)	Cable Loss (dB)	Aux Factor (dB)	Preamp Factor (dB)	Level (dBuV/m)	Limit Line (dBuV/m)	Over Limit (dB)	Polarization
10360.00	37.50	38.83	9.82	3.95	41.97	48.13	68.20	-20.07	Vertical
10360.00	39.09	38.83	9.82	3.95	41.97	49.72	68.20	-18.48	Horizontal
Detector: Average Value									
Frequency (MHz)	Read Level (dBuV)	Antenna Factor (dB/m)	Cable Loss (dB)	Aux Factor (dB)	Preamp Factor (dB)	Level (dBuV/m)	Limit Line (dBuV/m)	Over Limit (dB)	Polarization
10360.00	30.11	38.83	9.82	3.95	41.97	40.74	54.00	-13.26	Vertical
10360.00	31.09	38.83	9.82	3.95	41.97	41.72	54.00	-12.28	Horizontal
Test channel: Middle channel									
Detector: Peak Value									
Frequency (MHz)	Read Level (dBuV)	Antenna Factor (dB/m)	Cable Loss (dB)	Aux Factor (dB)	Preamp Factor (dB)	Level (dBuV/m)	Limit Line (dBuV/m)	Over Limit (dB)	Polarization
10400.00	37.68	38.87	9.85	3.98	41.95	48.43	68.20	-19.77	Vertical
10400.00	38.87	38.87	9.85	3.98	41.95	49.62	68.20	-18.58	Horizontal
Detector: Average Value									
Frequency (MHz)	Read Level (dBuV)	Antenna Factor (dB/m)	Cable Loss (dB)	Aux Factor (dB)	Preamp Factor (dB)	Level (dBuV/m)	Limit Line (dBuV/m)	Over Limit (dB)	Polarization
10400.00	30.05	38.87	9.85	3.98	41.95	40.80	54.00	-13.20	Vertical
10400.00	31.37	38.87	9.85	3.98	41.95	42.12	54.00	-11.88	Horizontal
Test channel: Highest channel									
Detector: Peak Value									
Frequency (MHz)	Read Level (dBuV)	Antenna Factor (dB/m)	Cable Loss (dB)	Aux Factor (dB)	Preamp Factor (dB)	Level (dBuV/m)	Limit Line (dBuV/m)	Over Limit (dB)	Polarization
10480.00	37.79	38.94	9.96	4.02	41.88	48.83	68.20	-19.37	Vertical
10480.00	38.78	38.94	9.96	4.02	41.88	49.82	68.20	-18.38	Horizontal
Detector: Average Value									
Frequency (MHz)	Read Level (dBuV)	Antenna Factor (dB/m)	Cable Loss (dB)	Aux Factor (dB)	Preamp Factor (dB)	Level (dBuV/m)	Limit Line (dBuV/m)	Over Limit (dB)	Polarization
10480.00	30.06	38.94	9.96	4.02	41.88	41.10	54.00	-12.90	Vertical
10480.00	31.78	38.94	9.96	4.02	41.88	42.82	54.00	-11.18	Horizontal

Remark:
1. *Final Level = Receiver Read level + Antenna Factor + Cable Loss + Aux Factor – Preamplifier Factor.*
2. *The emission levels of other frequencies are very lower than the limit and not show in test report.*

Band 1 – 802.11n(HT20)									
Test channel: Lowest channel									
Detector: Peak Value									
Frequency (MHz)	Read Level (dBuV)	Antenna Factor (dB/m)	Cable Loss (dB)	Aux Factor (dB)	Preamp Factor (dB)	Level (dBuV/m)	Limit Line (dBuV/m)	Over Limit (dB)	Polarization
10360.00	37.02	38.83	9.82	3.95	41.97	47.65	68.20	-20.55	Vertical
10360.00	38.73	38.83	9.82	3.95	41.97	49.36	68.20	-18.84	Horizontal
Detector: Average Value									
Frequency (MHz)	Read Level (dBuV)	Antenna Factor (dB/m)	Cable Loss (dB)	Aux Factor (dB)	Preamp Factor (dB)	Level (dBuV/m)	Limit Line (dBuV/m)	Over Limit (dB)	Polarization
10360.00	30.46	38.83	9.82	3.95	41.97	41.09	54.00	-12.91	Vertical
10360.00	31.53	38.83	9.82	3.95	41.97	42.16	54.00	-11.84	Horizontal
Test channel: Middle channel									
Detector: Peak Value									
Frequency (MHz)	Read Level (dBuV)	Antenna Factor (dB/m)	Cable Loss (dB)	Aux Factor (dB)	Preamp Factor (dB)	Level (dBuV/m)	Limit Line (dBuV/m)	Over Limit (dB)	Polarization
10400.00	37.50	38.87	9.85	3.98	41.95	48.25	68.20	-19.95	Vertical
10400.00	39.01	38.87	9.85	3.98	41.95	49.76	68.20	-18.44	Horizontal
Detector: Average Value									
Frequency (MHz)	Read Level (dBuV)	Antenna Factor (dB/m)	Cable Loss (dB)	Aux Factor (dB)	Preamp Factor (dB)	Level (dBuV/m)	Limit Line (dBuV/m)	Over Limit (dB)	Polarization
10400.00	30.84	38.87	9.85	3.98	41.95	41.59	54.00	-12.41	Vertical
10400.00	31.31	38.87	9.85	3.98	41.95	42.06	54.00	-11.94	Horizontal
Test channel: Highest channel									
Detector: Peak Value									
Frequency (MHz)	Read Level (dBuV)	Antenna Factor (dB/m)	Cable Loss (dB)	Aux Factor (dB)	Preamp Factor (dB)	Level (dBuV/m)	Limit Line (dBuV/m)	Over Limit (dB)	Polarization
10480.00	37.14	38.94	9.96	4.02	41.88	48.18	68.20	-20.02	Vertical
10480.00	38.68	38.94	9.96	4.02	41.88	49.72	68.20	-18.48	Horizontal
Detector: Average Value									
Frequency (MHz)	Read Level (dBuV)	Antenna Factor (dB/m)	Cable Loss (dB)	Aux Factor (dB)	Preamp Factor (dB)	Level (dBuV/m)	Limit Line (dBuV/m)	Over Limit (dB)	Polarization
10480.00	30.37	38.94	9.96	4.02	41.88	41.41	54.00	-12.59	Vertical
10480.00	31.26	38.94	9.96	4.02	41.88	42.30	54.00	-11.70	Horizontal

Remark:
1. *Final Level = Receiver Read level + Antenna Factor + Cable Loss + Aux Factor – Preamplifier Factor.*
2. *The emission levels of other frequencies are very lower than the limit and not show in test report.*

Band 1 – 802.11n(HT40)									
Test channel: Lowest channel									
Detector: Peak Value									
Frequency (MHz)	Read Level (dBuV)	Antenna Factor (dB/m)	Cable Loss (dB)	Aux Factor (dB)	Preamp Factor (dB)	Level (dBuV/m)	Limit Line (dBuV/m)	Over Limit (dB)	Polarization
10380.00	37.00	38.25	9.85	3.95	41.95	47.10	68.20	-21.10	Vertical
10380.00	39.09	38.25	9.85	3.95	41.95	49.19	68.20	-19.01	Horizontal
Detector: Average Value									
Frequency (MHz)	Read Level (dBuV)	Antenna Factor (dB/m)	Cable Loss (dB)	Aux Factor (dB)	Preamp Factor (dB)	Level (dBuV/m)	Limit Line (dBuV/m)	Over Limit (dB)	Polarization
10380.00	30.17	38.25	9.85	3.95	41.95	40.27	54.00	-13.73	Vertical
10380.00	31.47	38.25	9.85	3.95	41.95	41.57	54.00	-12.43	Horizontal
Test channel: Highest channel									
Detector: Peak Value									
Frequency (MHz)	Read Level (dBuV)	Antenna Factor (dB/m)	Cable Loss (dB)	Aux Factor (dB)	Preamp Factor (dB)	Level (dBuV/m)	Limit Line (dBuV/m)	Over Limit (dB)	Polarization
10460.00	37.16	38.92	9.92	3.98	41.90	48.08	68.20	-20.12	Vertical
10460.00	38.72	38.92	9.92	3.98	41.90	49.64	68.20	-18.56	Horizontal
Detector: Average Value									
Frequency (MHz)	Read Level (dBuV)	Antenna Factor (dB/m)	Cable Loss (dB)	Aux Factor (dB)	Preamp Factor (dB)	Level (dBuV/m)	Limit Line (dBuV/m)	Over Limit (dB)	Polarization
10460.00	30.24	38.92	9.92	3.98	41.90	41.16	54.00	-12.84	Vertical
10460.00	30.82	38.92	9.92	3.98	41.90	41.74	54.00	-12.26	Horizontal

Remark:
1. *Final Level = Receiver Read level + Antenna Factor + Cable Loss + Aux Factor – Preamplifier Factor.*
2. *The emission levels of other frequencies are very lower than the limit and not show in test report.*

Band 1 – 802.11ac(HT20)									
Test channel: Lowest channel									
Detector: Peak Value									
Frequency (MHz)	Read Level (dBuV)	Antenna Factor (dB/m)	Cable Loss (dB)	Aux Factor (dB)	Preamp Factor (dB)	Level (dBuV/m)	Limit Line (dBuV/m)	Over Limit (dB)	Polarization
10360.00	37.49	38.83	9.82	3.95	41.97	48.12	68.20	-20.08	Vertical
10360.00	39.42	38.83	9.82	3.95	41.97	50.05	68.20	-18.15	Horizontal
Detector: Average Value									
Frequency (MHz)	Read Level (dBuV)	Antenna Factor (dB/m)	Cable Loss (dB)	Aux Factor (dB)	Preamp Factor (dB)	Level (dBuV/m)	Limit Line (dBuV/m)	Over Limit (dB)	Polarization
10360.00	30.29	38.83	9.82	3.95	41.97	40.92	54.00	-13.08	Vertical
10360.00	30.69	38.83	9.82	3.95	41.97	41.32	54.00	-12.68	Horizontal
Test channel: Middle channel									
Detector: Peak Value									
Frequency (MHz)	Read Level (dBuV)	Antenna Factor (dB/m)	Cable Loss (dB)	Aux Factor (dB)	Preamp Factor (dB)	Level (dBuV/m)	Limit Line (dBuV/m)	Over Limit (dB)	Polarization
10400.00	37.09	38.87	9.85	3.98	41.95	47.84	68.20	-20.36	Vertical
10400.00	39.53	38.87	9.85	3.98	41.95	50.28	68.20	-17.92	Horizontal
Detector: Average Value									
Frequency (MHz)	Read Level (dBuV)	Antenna Factor (dB/m)	Cable Loss (dB)	Aux Factor (dB)	Preamp Factor (dB)	Level (dBuV/m)	Limit Line (dBuV/m)	Over Limit (dB)	Polarization
10400.00	30.22	38.87	9.85	3.98	41.95	40.97	54.00	-13.03	Vertical
10400.00	31.10	38.87	9.85	3.98	41.95	41.85	54.00	-12.15	Horizontal
Test channel: Highest channel									
Detector: Peak Value									
Frequency (MHz)	Read Level (dBuV)	Antenna Factor (dB/m)	Cable Loss (dB)	Aux Factor (dB)	Preamp Factor (dB)	Level (dBuV/m)	Limit Line (dBuV/m)	Over Limit (dB)	Polarization
10480.00	37.45	38.94	9.96	4.02	41.88	48.49	68.20	-19.71	Vertical
10480.00	39.55	38.94	9.96	4.02	41.88	50.59	68.20	-17.61	Horizontal
Detector: Average Value									
Frequency (MHz)	Read Level (dBuV)	Antenna Factor (dB/m)	Cable Loss (dB)	Aux Factor (dB)	Preamp Factor (dB)	Level (dBuV/m)	Limit Line (dBuV/m)	Over Limit (dB)	Polarization
10480.00	30.33	38.94	9.96	4.02	41.88	41.37	54.00	-12.63	Vertical
10480.00	30.73	38.94	9.96	4.02	41.88	41.77	54.00	-12.23	Horizontal

Remark:
1. *Final Level = Receiver Read level + Antenna Factor + Cable Loss + Aux Factor – Preamplifier Factor.*
2. *The emission levels of other frequencies are very lower than the limit and not show in test report.*

Band 1 – 802.11ac(HT40)									
Test channel: Lowest channel									
Detector: Peak Value									
Frequency (MHz)	Read Level (dBuV)	Antenna Factor (dB/m)	Cable Loss (dB)	Aux Factor (dB)	Preamp Factor (dB)	Level (dBuV/m)	Limit Line (dBuV/m)	Over Limit (dB)	Polarization
10380.00	37.00	38.25	9.85	3.95	41.95	47.10	68.20	-21.10	Vertical
10380.00	39.51	38.25	9.85	3.95	41.95	49.61	68.20	-18.59	Horizontal
Detector: Average Value									
Frequency (MHz)	Read Level (dBuV)	Antenna Factor (dB/m)	Cable Loss (dB)	Aux Factor (dB)	Preamp Factor (dB)	Level (dBuV/m)	Limit Line (dBuV/m)	Over Limit (dB)	Polarization
10380.00	29.94	38.25	9.85	3.95	41.95	40.04	54.00	-13.96	Vertical
10380.00	30.93	38.25	9.85	3.95	41.95	41.03	54.00	-12.97	Horizontal
Test channel: Highest channel									
Detector: Peak Value									
Frequency (MHz)	Read Level (dBuV)	Antenna Factor (dB/m)	Cable Loss (dB)	Aux Factor (dB)	Preamp Factor (dB)	Level (dBuV/m)	Limit Line (dBuV/m)	Over Limit (dB)	Polarization
10460.00	36.83	38.92	9.92	3.98	41.90	47.75	68.20	-20.45	Vertical
10460.00	40.01	38.92	9.92	3.98	41.90	50.93	68.20	-17.27	Horizontal
Detector: Average Value									
Frequency (MHz)	Read Level (dBuV)	Antenna Factor (dB/m)	Cable Loss (dB)	Aux Factor (dB)	Preamp Factor (dB)	Level (dBuV/m)	Limit Line (dBuV/m)	Over Limit (dB)	Polarization
10460.00	30.25	38.92	9.92	3.98	41.90	41.17	54.00	-12.83	Vertical
10460.00	31.51	38.92	9.92	3.98	41.90	42.43	54.00	-11.57	Horizontal

Remark:
1. *Final Level = Receiver Read level + Antenna Factor + Cable Loss + Aux Factor – Preamplifier Factor.*
2. *The emission levels of other frequencies are very lower than the limit and not show in test report.*

Band 1 – 802.11ac(HT80)									
Test channel: Middle channel									
Detector: Peak Value									
Frequency (MHz)	Read Level (dBuV)	Antenna Factor (dB/m)	Cable Loss (dB)	Aux Factor (dB)	Preamp Factor (dB)	Level (dBuV/m)	Limit Line (dBuV/m)	Over Limit (dB)	Polarization
10420.00	36.57	38.89	9.89	3.98	41.93	47.40	68.20	-20.80	Vertical
10420.00	39.50	38.89	9.89	3.98	41.93	50.33	68.20	-17.87	Horizontal
Detector: Average Value									
Frequency (MHz)	Read Level (dBuV)	Antenna Factor (dB/m)	Cable Loss (dB)	Aux Factor (dB)	Preamp Factor (dB)	Level (dBuV/m)	Limit Line (dBuV/m)	Over Limit (dB)	Polarization
10420.00	29.72	38.89	9.89	3.98	41.93	40.55	54.00	-13.45	Vertical
10420.00	30.63	38.89	9.89	3.98	41.93	41.46	54.00	-12.54	Horizontal

Remark:
1. *Final Level = Receiver Read level + Antenna Factor + Cable Loss + Aux Factor – Preamplifier Factor.*
2. *The emission levels of other frequencies are very lower than the limit and not show in test report.*

Band 4:

Band 4 – 802.11a									
Test channel: Lowest channel									
Detector: Peak Value									
Frequency (MHz)	Read Level (dBuV)	Antenna Factor (dB/m)	Cable Loss (dB)	Aux Factor (dB)	Preamp Factor (dB)	Level (dBuV/m)	Limit Line (dBuV/m)	Over Limit (dB)	Polarization
11490.00	37.86	39.50	10.81	4.21	42.29	45.88	74.00	-28.12	Vertical
11490.00	37.63	39.50	10.81	4.21	42.29	45.65	74.00	-28.35	Horizontal
Detector: Average Value									
Frequency (MHz)	Read Level (dBuV)	Antenna Factor (dB/m)	Cable Loss (dB)	Aux Factor (dB)	Preamp Factor (dB)	Level (dBuV/m)	Limit Line (dBuV/m)	Over Limit (dB)	Polarization
11490.00	30.22	39.50	10.81	4.21	42.29	38.24	54.00	-15.76	Vertical
11490.00	30.31	39.50	10.81	4.21	42.29	38.33	54.00	-15.67	Horizontal
Test channel: Middle channel									
Detector: Peak Value									
Frequency (MHz)	Read Level (dBuV)	Antenna Factor (dB/m)	Cable Loss (dB)	Aux Factor (dB)	Preamp Factor (dB)	Level (dBuV/m)	Limit Line (dBuV/m)	Over Limit (dB)	Polarization
11570.00	37.58	39.52	10.78	4.21	42.27	45.61	74.00	-28.39	Vertical
11570.00	37.29	39.52	10.78	4.21	42.27	45.32	74.00	-28.68	Horizontal
Detector: Average Value									
Frequency (MHz)	Read Level (dBuV)	Antenna Factor (dB/m)	Cable Loss (dB)	Aux Factor (dB)	Preamp Factor (dB)	Level (dBuV/m)	Limit Line (dBuV/m)	Over Limit (dB)	Polarization
11570.00	30.33	39.52	10.78	4.21	42.27	38.36	54.00	-15.64	Vertical
11570.00	30.14	39.52	10.78	4.21	42.27	38.17	54.00	-15.83	Horizontal
Test channel: Highest channel									
Detector: Peak Value									
Frequency (MHz)	Read Level (dBuV)	Antenna Factor (dB/m)	Cable Loss (dB)	Aux Factor (dB)	Preamp Factor (dB)	Level (dBuV/m)	Limit Line (dBuV/m)	Over Limit (dB)	Polarization
11650.00	37.95	39.53	10.76	4.21	42.26	45.98	74.00	-28.02	Vertical
11650.00	37.49	39.53	10.76	4.21	42.26	45.52	74.00	-28.48	Horizontal
Detector: Average Value									
Frequency (MHz)	Read Level (dBuV)	Antenna Factor (dB/m)	Cable Loss (dB)	Aux Factor (dB)	Preamp Factor (dB)	Level (dBuV/m)	Limit Line (dBuV/m)	Over Limit (dB)	Polarization
11650.00	29.97	39.53	10.76	4.21	42.26	38.00	54.00	-16.00	Vertical
11650.00	29.81	39.53	10.76	4.21	42.26	37.84	54.00	-16.16	Horizontal

Remark:
1. *Final Level = Receiver Read level + Antenna Factor + Cable Loss + Aux Factor – Preamplifier Factor.*
2. *The emission levels of other frequencies are very lower than the limit and not show in test report.*

Band 4 – 802.11n(HT20)									
Test channel: Lowest channel									
Detector: Peak Value									
Frequency (MHz)	Read Level (dBuV)	Antenna Factor (dB/m)	Cable Loss (dB)	Aux Factor (dB)	Preamp Factor (dB)	Level (dBuV/m)	Limit Line (dBuV/m)	Over Limit (dB)	Polarization
11490.00	37.55	39.50	10.81	4.21	42.29	45.57	74.00	-28.43	Vertical
11490.00	37.38	39.50	10.81	4.21	42.29	45.40	74.00	-28.60	Horizontal
Detector: Average Value									
Frequency (MHz)	Read Level (dBuV)	Antenna Factor (dB/m)	Cable Loss (dB)	Aux Factor (dB)	Preamp Factor (dB)	Level (dBuV/m)	Limit Line (dBuV/m)	Over Limit (dB)	Polarization
11490.00	30.41	39.50	10.81	4.21	42.29	38.43	54.00	-15.57	Vertical
11490.00	30.31	39.50	10.81	4.21	42.29	38.33	54.00	-15.67	Horizontal
Test channel: Middle channel									
Detector: Peak Value									
Frequency (MHz)	Read Level (dBuV)	Antenna Factor (dB/m)	Cable Loss (dB)	Aux Factor (dB)	Preamp Factor (dB)	Level (dBuV/m)	Limit Line (dBuV/m)	Over Limit (dB)	Polarization
11570.00	37.56	39.52	10.78	4.21	42.27	45.59	74.00	-28.41	Vertical
11570.00	37.63	39.52	10.78	4.21	42.27	45.66	74.00	-28.34	Horizontal
Detector: Average Value									
Frequency (MHz)	Read Level (dBuV)	Antenna Factor (dB/m)	Cable Loss (dB)	Aux Factor (dB)	Preamp Factor (dB)	Level (dBuV/m)	Limit Line (dBuV/m)	Over Limit (dB)	Polarization
11570.00	30.28	39.52	10.78	4.21	42.27	38.31	54.00	-15.69	Vertical
11570.00	30.28	39.52	10.78	4.21	42.27	38.31	54.00	-15.69	Horizontal
Test channel: Highest channel									
Detector: Peak Value									
Frequency (MHz)	Read Level (dBuV)	Antenna Factor (dB/m)	Cable Loss (dB)	Aux Factor (dB)	Preamp Factor (dB)	Level (dBuV/m)	Limit Line (dBuV/m)	Over Limit (dB)	Polarization
11650.00	37.66	39.53	10.76	4.21	42.26	45.69	74.00	-28.31	Vertical
11650.00	37.89	39.53	10.76	4.21	42.26	45.92	74.00	-28.08	Horizontal
Detector: Average Value									
Frequency (MHz)	Read Level (dBuV)	Antenna Factor (dB/m)	Cable Loss (dB)	Aux Factor (dB)	Preamp Factor (dB)	Level (dBuV/m)	Limit Line (dBuV/m)	Over Limit (dB)	Polarization
11650.00	30.44	39.53	10.76	4.21	42.26	38.47	54.00	-15.53	Vertical
11650.00	30.54	39.53	10.76	4.21	42.26	38.57	54.00	-15.43	Horizontal

Remark:
1. *Final Level = Receiver Read level + Antenna Factor + Cable Loss + Aux Factor – Preamplifier Factor.*
2. *The emission levels of other frequencies are very lower than the limit and not show in test report.*

Band 4 – 802.11n(HT40)									
Test channel: Lowest channel									
Detector: Peak Value									
Frequency (MHz)	Read Level (dBuV)	Antenna Factor (dB/m)	Cable Loss (dB)	Aux Factor (dB)	Preamp Factor (dB)	Level (dBuV/m)	Limit Line (dBuV/m)	Over Limit (dB)	Polarization
11510.00	37.35	39.50	10.81	4.21	42.29	45.37	74.00	-28.63	Vertical
11510.00	36.96	39.50	10.81	4.21	42.29	44.98	74.00	-29.02	Horizontal
Detector: Average Value									
Frequency (MHz)	Read Level (dBuV)	Antenna Factor (dB/m)	Cable Loss (dB)	Aux Factor (dB)	Preamp Factor (dB)	Level (dBuV/m)	Limit Line (dBuV/m)	Over Limit (dB)	Polarization
11510.00	30.88	39.50	10.81	4.21	42.29	38.90	54.00	-15.10	Vertical
11510.00	30.72	39.50	10.81	4.21	42.29	38.74	54.00	-15.26	Horizontal
Test channel: Highest channel									
Detector: Peak Value									
Frequency (MHz)	Read Level (dBuV)	Antenna Factor (dB/m)	Cable Loss (dB)	Aux Factor (dB)	Preamp Factor (dB)	Level (dBuV/m)	Limit Line (dBuV/m)	Over Limit (dB)	Polarization
11590.00	37.53	39.52	10.77	4.21	42.27	45.55	74.00	-28.45	Vertical
11590.00	37.11	39.52	10.77	4.21	42.27	45.13	74.00	-28.87	Horizontal
Detector: Average Value									
Frequency (MHz)	Read Level (dBuV)	Antenna Factor (dB/m)	Cable Loss (dB)	Aux Factor (dB)	Preamp Factor (dB)	Level (dBuV/m)	Limit Line (dBuV/m)	Over Limit (dB)	Polarization
11590.00	31.37	39.52	10.77	4.21	42.27	39.39	54.00	-14.61	Vertical
11590.00	30.71	39.52	10.77	4.21	42.27	38.73	54.00	-15.27	Horizontal

Remark:
1. *Final Level = Receiver Read level + Antenna Factor + Cable Loss + Aux Factor – Preamplifier Factor.*
2. *The emission levels of other frequencies are very lower than the limit and not show in test report.*

Band 4 – 802.11ac(HT20)									
Test channel: Lowest channel									
Detector: Peak Value									
Frequency (MHz)	Read Level (dBuV)	Antenna Factor (dB/m)	Cable Loss (dB)	Aux Factor (dB)	Preamp Factor (dB)	Level (dBuV/m)	Limit Line (dBuV/m)	Over Limit (dB)	Polarization
11490.00	37.73	39.50	10.81	4.21	42.29	45.75	74.00	-28.25	Vertical
11490.00	37.45	39.50	10.81	4.21	42.29	45.47	74.00	-28.53	Horizontal
Detector: Average Value									
Frequency (MHz)	Read Level (dBuV)	Antenna Factor (dB/m)	Cable Loss (dB)	Aux Factor (dB)	Preamp Factor (dB)	Level (dBuV/m)	Limit Line (dBuV/m)	Over Limit (dB)	Polarization
11490.00	29.70	39.50	10.81	4.21	42.29	37.72	54.00	-16.28	Vertical
11490.00	29.87	39.50	10.81	4.21	42.29	37.89	54.00	-16.11	Horizontal
Test channel: Middle channel									
Detector: Peak Value									
Frequency (MHz)	Read Level (dBuV)	Antenna Factor (dB/m)	Cable Loss (dB)	Aux Factor (dB)	Preamp Factor (dB)	Level (dBuV/m)	Limit Line (dBuV/m)	Over Limit (dB)	Polarization
11570.00	37.49	39.52	10.78	4.21	42.27	45.52	74.00	-28.48	Vertical
11570.00	36.97	39.52	10.78	4.21	42.27	45.00	74.00	-29.00	Horizontal
Detector: Average Value									
Frequency (MHz)	Read Level (dBuV)	Antenna Factor (dB/m)	Cable Loss (dB)	Aux Factor (dB)	Preamp Factor (dB)	Level (dBuV/m)	Limit Line (dBuV/m)	Over Limit (dB)	Polarization
11570.00	29.37	39.52	10.78	4.21	42.27	37.40	54.00	-16.60	Vertical
11570.00	30.36	39.52	10.78	4.21	42.27	38.39	54.00	-15.61	Horizontal
Test channel: Highest channel									
Detector: Peak Value									
Frequency (MHz)	Read Level (dBuV)	Antenna Factor (dB/m)	Cable Loss (dB)	Aux Factor (dB)	Preamp Factor (dB)	Level (dBuV/m)	Limit Line (dBuV/m)	Over Limit (dB)	Polarization
11650.00	37.51	39.53	10.76	4.21	42.26	45.54	74.00	-28.46	Vertical
11650.00	36.47	39.53	10.76	4.21	42.26	44.50	74.00	-29.50	Horizontal
Detector: Average Value									
Frequency (MHz)	Read Level (dBuV)	Antenna Factor (dB/m)	Cable Loss (dB)	Aux Factor (dB)	Preamp Factor (dB)	Level (dBuV/m)	Limit Line (dBuV/m)	Over Limit (dB)	Polarization
11650.00	29.49	39.53	10.76	4.21	42.26	37.52	54.00	-16.48	Vertical
11650.00	29.86	39.53	10.76	4.21	42.26	37.89	54.00	-16.11	Horizontal

Remark:
1. *Final Level = Receiver Read level + Antenna Factor + Cable Loss + Aux Factor – Preamplifier Factor.*
2. *The emission levels of other frequencies are very lower than the limit and not show in test report.*

Band 4 – 802.11ac(HT40)									
Test channel: Lowest channel									
Detector: Peak Value									
Frequency (MHz)	Read Level (dBuV)	Antenna Factor (dB/m)	Cable Loss (dB)	Aux Factor (dB)	Preamp Factor (dB)	Level (dBuV/m)	Limit Line (dBuV/m)	Over Limit (dB)	Polarization
11510.00	37.45	39.50	10.81	4.21	42.29	45.47	74.00	-28.53	Vertical
11510.00	37.44	39.50	10.81	4.21	42.29	45.46	74.00	-28.54	Horizontal
Detector: Average Value									
Frequency (MHz)	Read Level (dBuV)	Antenna Factor (dB/m)	Cable Loss (dB)	Aux Factor (dB)	Preamp Factor (dB)	Level (dBuV/m)	Limit Line (dBuV/m)	Over Limit (dB)	Polarization
11510.00	30.32	39.50	10.81	4.21	42.29	38.34	54.00	-15.66	Vertical
11510.00	30.30	39.50	10.81	4.21	42.29	38.32	54.00	-15.68	Horizontal
Test channel: Highest channel									
Detector: Peak Value									
Frequency (MHz)	Read Level (dBuV)	Antenna Factor (dB/m)	Cable Loss (dB)	Aux Factor (dB)	Preamp Factor (dB)	Level (dBuV/m)	Limit Line (dBuV/m)	Over Limit (dB)	Polarization
11590.00	37.94	39.52	10.77	4.21	42.27	45.96	74.00	-28.04	Vertical
11590.00	37.02	39.52	10.77	4.21	42.27	45.04	74.00	-28.96	Horizontal
Detector: Average Value									
Frequency (MHz)	Read Level (dBuV)	Antenna Factor (dB/m)	Cable Loss (dB)	Aux Factor (dB)	Preamp Factor (dB)	Level (dBuV/m)	Limit Line (dBuV/m)	Over Limit (dB)	Polarization
11590.00	30.75	39.52	10.77	4.21	42.27	38.77	54.00	-15.23	Vertical
11590.00	30.38	39.52	10.77	4.21	42.27	38.40	54.00	-15.60	Horizontal

Remark:
1. *Final Level = Receiver Read level + Antenna Factor + Cable Loss + Aux Factor – Preamplifier Factor.*
2. *The emission levels of other frequencies are very lower than the limit and not show in test report.*

Band 4 – 802.11ac(HT80)									
Test channel: Middle channel									
Detector: Peak Value									
Frequency (MHz)	Read Level (dBuV)	Antenna Factor (dB/m)	Cable Loss (dB)	Aux Factor (dB)	Preamp Factor (dB)	Level (dBuV/m)	Limit Line (dBuV/m)	Over Limit (dB)	Polarization
11550.00	37.23	39.51	10.80	4.21	42.28	45.26	74.00	-28.74	Vertical
11550.00	36.60	39.51	10.80	4.21	42.28	44.63	74.00	-29.37	Horizontal
Detector: Average Value									
Frequency (MHz)	Read Level (dBuV)	Antenna Factor (dB/m)	Cable Loss (dB)	Aux Factor (dB)	Preamp Factor (dB)	Level (dBuV/m)	Limit Line (dBuV/m)	Over Limit (dB)	Polarization
11550.00	31.33	39.51	10.80	4.21	42.28	39.36	54.00	-14.64	Vertical
11550.00	30.39	39.51	10.80	4.21	42.28	38.42	54.00	-15.58	Horizontal

Remark:
1. *Final Level = Receiver Read level + Antenna Factor + Cable Loss + Aux Factor – Preamplifier Factor.*
2. *The emission levels of other frequencies are very lower than the limit and not show in test report.*

ANT2
Band 1:

Band 1 – 802.11a									
Test channel: Lowest channel									
Detector: Peak Value									
Frequency (MHz)	Read Level (dBuV)	Antenna Factor (dB/m)	Cable Loss (dB)	Aux Factor (dB)	Preamp Factor (dB)	Level (dBuV/m)	Limit Line (dBuV/m)	Over Limit (dB)	Polarization
10360.00	37.72	38.83	9.82	3.95	41.97	48.35	68.20	-19.85	Vertical
10360.00	38.90	38.83	9.82	3.95	41.97	49.53	68.20	-18.67	Horizontal
Detector: Average Value									
Frequency (MHz)	Read Level (dBuV)	Antenna Factor (dB/m)	Cable Loss (dB)	Aux Factor (dB)	Preamp Factor (dB)	Level (dBuV/m)	Limit Line (dBuV/m)	Over Limit (dB)	Polarization
10360.00	30.96	38.83	9.82	3.95	41.97	41.59	54.00	-12.41	Vertical
10360.00	30.06	38.83	9.82	3.95	41.97	40.69	54.00	-13.31	Horizontal
Test channel: Middle channel									
Detector: Peak Value									
Frequency (MHz)	Read Level (dBuV)	Antenna Factor (dB/m)	Cable Loss (dB)	Aux Factor (dB)	Preamp Factor (dB)	Level (dBuV/m)	Limit Line (dBuV/m)	Over Limit (dB)	Polarization
10400.00	38.03	38.87	9.85	3.98	41.95	48.78	68.20	-19.42	Vertical
10400.00	38.68	38.87	9.85	3.98	41.95	49.43	68.20	-18.77	Horizontal
Detector: Average Value									
Frequency (MHz)	Read Level (dBuV)	Antenna Factor (dB/m)	Cable Loss (dB)	Aux Factor (dB)	Preamp Factor (dB)	Level (dBuV/m)	Limit Line (dBuV/m)	Over Limit (dB)	Polarization
10400.00	31.42	38.87	9.85	3.98	41.95	42.17	54.00	-11.83	Vertical
10400.00	30.48	38.87	9.85	3.98	41.95	41.23	54.00	-12.77	Horizontal
Test channel: Highest channel									
Detector: Peak Value									
Frequency (MHz)	Read Level (dBuV)	Antenna Factor (dB/m)	Cable Loss (dB)	Aux Factor (dB)	Preamp Factor (dB)	Level (dBuV/m)	Limit Line (dBuV/m)	Over Limit (dB)	Polarization
10480.00	38.14	38.94	9.96	4.02	41.88	49.18	68.20	-19.02	Vertical
10480.00	38.43	38.94	9.96	4.02	41.88	49.47	68.20	-18.73	Horizontal
Detector: Average Value									
Frequency (MHz)	Read Level (dBuV)	Antenna Factor (dB/m)	Cable Loss (dB)	Aux Factor (dB)	Preamp Factor (dB)	Level (dBuV/m)	Limit Line (dBuV/m)	Over Limit (dB)	Polarization
10480.00	31.32	38.94	9.96	4.02	41.88	42.36	54.00	-11.64	Vertical
10480.00	30.89	38.94	9.96	4.02	41.88	41.93	54.00	-12.07	Horizontal

Remark:
3. Final Level = Receiver Read level + Antenna Factor + Cable Loss + Aux Factor – Preamplifier Factor.
4. The emission levels of other frequencies are very lower than the limit and not show in test report.

Band 1 – 802.11n(HT20)									
Test channel: Lowest channel									
Detector: Peak Value									
Frequency (MHz)	Read Level (dBuV)	Antenna Factor (dB/m)	Cable Loss (dB)	Aux Factor (dB)	Preamp Factor (dB)	Level (dBuV/m)	Limit Line (dBuV/m)	Over Limit (dB)	Polarization
10360.00	38.51	38.83	9.82	3.95	41.97	49.14	68.20	-19.06	Vertical
10360.00	38.34	38.83	9.82	3.95	41.97	48.97	68.20	-19.23	Horizontal
Detector: Average Value									
Frequency (MHz)	Read Level (dBuV)	Antenna Factor (dB/m)	Cable Loss (dB)	Aux Factor (dB)	Preamp Factor (dB)	Level (dBuV/m)	Limit Line (dBuV/m)	Over Limit (dB)	Polarization
10360.00	31.13	38.83	9.82	3.95	41.97	41.76	54.00	-12.24	Vertical
10360.00	30.75	38.83	9.82	3.95	41.97	41.38	54.00	-12.62	Horizontal
Test channel: Middle channel									
Detector: Peak Value									
Frequency (MHz)	Read Level (dBuV)	Antenna Factor (dB/m)	Cable Loss (dB)	Aux Factor (dB)	Preamp Factor (dB)	Level (dBuV/m)	Limit Line (dBuV/m)	Over Limit (dB)	Polarization
10400.00	38.10	38.87	9.85	3.98	41.95	48.85	68.20	-19.35	Vertical
10400.00	37.90	38.87	9.85	3.98	41.95	48.65	68.20	-19.55	Horizontal
Detector: Average Value									
Frequency (MHz)	Read Level (dBuV)	Antenna Factor (dB/m)	Cable Loss (dB)	Aux Factor (dB)	Preamp Factor (dB)	Level (dBuV/m)	Limit Line (dBuV/m)	Over Limit (dB)	Polarization
10400.00	31.61	38.87	9.85	3.98	41.95	42.36	54.00	-11.64	Vertical
10400.00	30.30	38.87	9.85	3.98	41.95	41.05	54.00	-12.95	Horizontal
Test channel: Highest channel									
Detector: Peak Value									
Frequency (MHz)	Read Level (dBuV)	Antenna Factor (dB/m)	Cable Loss (dB)	Aux Factor (dB)	Preamp Factor (dB)	Level (dBuV/m)	Limit Line (dBuV/m)	Over Limit (dB)	Polarization
10480.00	38.53	38.94	9.96	4.02	41.88	49.57	68.20	-18.63	Vertical
10480.00	37.46	38.94	9.96	4.02	41.88	48.50	68.20	-19.70	Horizontal
Detector: Average Value									
Frequency (MHz)	Read Level (dBuV)	Antenna Factor (dB/m)	Cable Loss (dB)	Aux Factor (dB)	Preamp Factor (dB)	Level (dBuV/m)	Limit Line (dBuV/m)	Over Limit (dB)	Polarization
10480.00	31.30	38.94	9.96	4.02	41.88	42.34	54.00	-11.66	Vertical
10480.00	29.88	38.94	9.96	4.02	41.88	40.92	54.00	-13.08	Horizontal

Remark:
3. Final Level = Receiver Read level + Antenna Factor + Cable Loss + Aux Factor – Preamplifier Factor.
4. The emission levels of other frequencies are very lower than the limit and not show in test report.

Band 1 – 802.11n(HT40)									
Test channel: Lowest channel									
Detector: Peak Value									
Frequency (MHz)	Read Level (dBuV)	Antenna Factor (dB/m)	Cable Loss (dB)	Aux Factor (dB)	Preamp Factor (dB)	Level (dBuV/m)	Limit Line (dBuV/m)	Over Limit (dB)	Polarization
10380.00	38.28	38.25	9.85	3.95	41.95	48.38	68.20	-19.82	Vertical
10380.00	38.76	38.25	9.85	3.95	41.95	48.86	68.20	-19.34	Horizontal
Detector: Average Value									
Frequency (MHz)	Read Level (dBuV)	Antenna Factor (dB/m)	Cable Loss (dB)	Aux Factor (dB)	Preamp Factor (dB)	Level (dBuV/m)	Limit Line (dBuV/m)	Over Limit (dB)	Polarization
10380.00	30.99	38.25	9.85	3.95	41.95	41.09	54.00	-12.91	Vertical
10380.00	30.82	38.25	9.85	3.95	41.95	40.92	54.00	-13.08	Horizontal
Test channel: Highest channel									
Detector: Peak Value									
Frequency (MHz)	Read Level (dBuV)	Antenna Factor (dB/m)	Cable Loss (dB)	Aux Factor (dB)	Preamp Factor (dB)	Level (dBuV/m)	Limit Line (dBuV/m)	Over Limit (dB)	Polarization
10460.00	37.85	38.92	9.92	3.98	41.90	48.77	68.20	-19.43	Vertical
10460.00	38.34	38.92	9.92	3.98	41.90	49.26	68.20	-18.94	Horizontal
Detector: Average Value									
Frequency (MHz)	Read Level (dBuV)	Antenna Factor (dB/m)	Cable Loss (dB)	Aux Factor (dB)	Preamp Factor (dB)	Level (dBuV/m)	Limit Line (dBuV/m)	Over Limit (dB)	Polarization
10460.00	31.25	38.92	9.92	3.98	41.90	42.17	54.00	-11.83	Vertical
10460.00	30.89	38.92	9.92	3.98	41.90	41.81	54.00	-12.19	Horizontal

Remark:
3. Final Level = Receiver Read level + Antenna Factor + Cable Loss + Aux Factor – Preamplifier Factor.
4. The emission levels of other frequencies are very lower than the limit and not show in test report.

Band 1 – 802.11ac(HT20)									
Test channel: Lowest channel									
Detector: Peak Value									
Frequency (MHz)	Read Level (dBuV)	Antenna Factor (dB/m)	Cable Loss (dB)	Aux Factor (dB)	Preamp Factor (dB)	Level (dBuV/m)	Limit Line (dBuV/m)	Over Limit (dB)	Polarization
10360.00	37.92	38.83	9.82	3.95	41.97	48.55	68.20	-19.65	Vertical
10360.00	38.76	38.83	9.82	3.95	41.97	49.39	68.20	-18.81	Horizontal
Detector: Average Value									
Frequency (MHz)	Read Level (dBuV)	Antenna Factor (dB/m)	Cable Loss (dB)	Aux Factor (dB)	Preamp Factor (dB)	Level (dBuV/m)	Limit Line (dBuV/m)	Over Limit (dB)	Polarization
10360.00	30.67	38.83	9.82	3.95	41.97	41.30	54.00	-12.70	Vertical
10360.00	30.54	38.83	9.82	3.95	41.97	41.17	54.00	-12.83	Horizontal
Test channel: Middle channel									
Detector: Peak Value									
Frequency (MHz)	Read Level (dBuV)	Antenna Factor (dB/m)	Cable Loss (dB)	Aux Factor (dB)	Preamp Factor (dB)	Level (dBuV/m)	Limit Line (dBuV/m)	Over Limit (dB)	Polarization
10400.00	37.42	38.87	9.85	3.98	41.95	48.17	68.20	-20.03	Vertical
10400.00	38.84	38.87	9.85	3.98	41.95	49.59	68.20	-18.61	Horizontal
Detector: Average Value									
Frequency (MHz)	Read Level (dBuV)	Antenna Factor (dB/m)	Cable Loss (dB)	Aux Factor (dB)	Preamp Factor (dB)	Level (dBuV/m)	Limit Line (dBuV/m)	Over Limit (dB)	Polarization
10400.00	31.15	38.87	9.85	3.98	41.95	41.90	54.00	-12.10	Vertical
10400.00	30.59	38.87	9.85	3.98	41.95	41.34	54.00	-12.66	Horizontal
Test channel: Highest channel									
Detector: Peak Value									
Frequency (MHz)	Read Level (dBuV)	Antenna Factor (dB/m)	Cable Loss (dB)	Aux Factor (dB)	Preamp Factor (dB)	Level (dBuV/m)	Limit Line (dBuV/m)	Over Limit (dB)	Polarization
10480.00	37.55	38.94	9.96	4.02	41.88	48.59	68.20	-19.61	Vertical
10480.00	38.95	38.94	9.96	4.02	41.88	49.99	68.20	-18.21	Horizontal
Detector: Average Value									
Frequency (MHz)	Read Level (dBuV)	Antenna Factor (dB/m)	Cable Loss (dB)	Aux Factor (dB)	Preamp Factor (dB)	Level (dBuV/m)	Limit Line (dBuV/m)	Over Limit (dB)	Polarization
10480.00	30.84	38.94	9.96	4.02	41.88	41.88	54.00	-12.12	Vertical
10480.00	30.39	38.94	9.96	4.02	41.88	41.43	54.00	-12.57	Horizontal

Remark:
3. Final Level = Receiver Read level + Antenna Factor + Cable Loss + Aux Factor – Preamplifier Factor.
4. The emission levels of other frequencies are very lower than the limit and not show in test report.

Band 1 – 802.11ac(HT40)									
Test channel: Lowest channel									
Detector: Peak Value									
Frequency (MHz)	Read Level (dBuV)	Antenna Factor (dB/m)	Cable Loss (dB)	Aux Factor (dB)	Preamp Factor (dB)	Level (dBuV/m)	Limit Line (dBuV/m)	Over Limit (dB)	Polarization
10380.00	37.60	38.25	9.85	3.95	41.95	47.70	68.20	-20.50	Vertical
10380.00	39.15	38.25	9.85	3.95	41.95	49.25	68.20	-18.95	Horizontal
Detector: Average Value									
Frequency (MHz)	Read Level (dBuV)	Antenna Factor (dB/m)	Cable Loss (dB)	Aux Factor (dB)	Preamp Factor (dB)	Level (dBuV/m)	Limit Line (dBuV/m)	Over Limit (dB)	Polarization
10380.00	30.93	38.25	9.85	3.95	41.95	41.03	54.00	-12.97	Vertical
10380.00	30.17	38.25	9.85	3.95	41.95	40.27	54.00	-13.73	Horizontal
Test channel: Highest channel									
Detector: Peak Value									
Frequency (MHz)	Read Level (dBuV)	Antenna Factor (dB/m)	Cable Loss (dB)	Aux Factor (dB)	Preamp Factor (dB)	Level (dBuV/m)	Limit Line (dBuV/m)	Over Limit (dB)	Polarization
10460.00	37.21	38.92	9.92	3.98	41.90	48.13	68.20	-20.07	Vertical
10460.00	39.11	38.92	9.92	3.98	41.90	50.03	68.20	-18.17	Horizontal
Detector: Average Value									
Frequency (MHz)	Read Level (dBuV)	Antenna Factor (dB/m)	Cable Loss (dB)	Aux Factor (dB)	Preamp Factor (dB)	Level (dBuV/m)	Limit Line (dBuV/m)	Over Limit (dB)	Polarization
10460.00	31.17	38.92	9.92	3.98	41.90	42.09	54.00	-11.91	Vertical
10460.00	30.38	38.92	9.92	3.98	41.90	41.30	54.00	-12.70	Horizontal

Remark:
3. Final Level = Receiver Read level + Antenna Factor + Cable Loss + Aux Factor – Preamplifier Factor.
4. The emission levels of other frequencies are very lower than the limit and not show in test report.

Band 1 – 802.11ac(HT80)									
Test channel: Middle channel									
Detector: Peak Value									
Frequency (MHz)	Read Level (dBuV)	Antenna Factor (dB/m)	Cable Loss (dB)	Aux Factor (dB)	Preamp Factor (dB)	Level (dBuV/m)	Limit Line (dBuV/m)	Over Limit (dB)	Polarization
10420.00	39.55	38.89	9.89	3.98	41.93	50.38	68.20	-17.82	Vertical
10420.00	38.94	38.89	9.89	3.98	41.93	49.77	68.20	-18.43	Horizontal
Detector: Average Value									
Frequency (MHz)	Read Level (dBuV)	Antenna Factor (dB/m)	Cable Loss (dB)	Aux Factor (dB)	Preamp Factor (dB)	Level (dBuV/m)	Limit Line (dBuV/m)	Over Limit (dB)	Polarization
10420.00	31.10	38.89	9.89	3.98	41.93	41.93	54.00	-12.07	Vertical
10420.00	31.33	38.89	9.89	3.98	41.93	42.16	54.00	-11.84	Horizontal

Remark:
3. Final Level = Receiver Read level + Antenna Factor + Cable Loss + Aux Factor – Preamplifier Factor.
4. The emission levels of other frequencies are very lower than the limit and not show in test report.

Band 4:

Band 4 – 802.11a									
Test channel: Lowest channel									
Detector: Peak Value									
Frequency (MHz)	Read Level (dBuV)	Antenna Factor (dB/m)	Cable Loss (dB)	Aux Factor (dB)	Preamp Factor (dB)	Level (dBuV/m)	Limit Line (dBuV/m)	Over Limit (dB)	Polarization
11490.00	38.71	39.50	10.81	4.21	42.29	46.73	74.00	-27.27	Vertical
11490.00	39.06	39.50	10.81	4.21	42.29	47.08	74.00	-26.92	Horizontal
Detector: Average Value									
Frequency (MHz)	Read Level (dBuV)	Antenna Factor (dB/m)	Cable Loss (dB)	Aux Factor (dB)	Preamp Factor (dB)	Level (dBuV/m)	Limit Line (dBuV/m)	Over Limit (dB)	Polarization
11490.00	30.12	39.50	10.81	4.21	42.29	38.14	54.00	-15.86	Vertical
11490.00	31.66	39.50	10.81	4.21	42.29	39.68	54.00	-14.32	Horizontal
Test channel: Middle channel									
Detector: Peak Value									
Frequency (MHz)	Read Level (dBuV)	Antenna Factor (dB/m)	Cable Loss (dB)	Aux Factor (dB)	Preamp Factor (dB)	Level (dBuV/m)	Limit Line (dBuV/m)	Over Limit (dB)	Polarization
11570.00	38.43	39.52	10.78	4.21	42.27	46.46	74.00	-27.54	Vertical
11570.00	39.00	39.52	10.78	4.21	42.27	47.03	74.00	-26.97	Horizontal
Detector: Average Value									
Frequency (MHz)	Read Level (dBuV)	Antenna Factor (dB/m)	Cable Loss (dB)	Aux Factor (dB)	Preamp Factor (dB)	Level (dBuV/m)	Limit Line (dBuV/m)	Over Limit (dB)	Polarization
11570.00	30.01	39.52	10.78	4.21	42.27	38.04	54.00	-15.96	Vertical
11570.00	31.77	39.52	10.78	4.21	42.27	39.80	54.00	-14.20	Horizontal
Test channel: Highest channel									
Detector: Peak Value									
Frequency (MHz)	Read Level (dBuV)	Antenna Factor (dB/m)	Cable Loss (dB)	Aux Factor (dB)	Preamp Factor (dB)	Level (dBuV/m)	Limit Line (dBuV/m)	Over Limit (dB)	Polarization
11650.00	38.21	39.53	10.76	4.21	42.26	46.24	74.00	-27.76	Vertical
11650.00	39.44	39.53	10.76	4.21	42.26	47.47	74.00	-26.53	Horizontal
Detector: Average Value									
Frequency (MHz)	Read Level (dBuV)	Antenna Factor (dB/m)	Cable Loss (dB)	Aux Factor (dB)	Preamp Factor (dB)	Level (dBuV/m)	Limit Line (dBuV/m)	Over Limit (dB)	Polarization
11650.00	29.88	39.53	10.76	4.21	42.26	37.91	54.00	-16.09	Vertical
11650.00	31.86	39.53	10.76	4.21	42.26	39.89	54.00	-14.11	Horizontal

Remark:
3. Final Level = Receiver Read level + Antenna Factor + Cable Loss + Aux Factor – Preamplifier Factor.
4. The emission levels of other frequencies are very lower than the limit and not show in test report.

Band 4 – 802.11n(HT20)									
Test channel: Lowest channel									
Detector: Peak Value									
Frequency (MHz)	Read Level (dBuV)	Antenna Factor (dB/m)	Cable Loss (dB)	Aux Factor (dB)	Preamp Factor (dB)	Level (dBuV/m)	Limit Line (dBuV/m)	Over Limit (dB)	Polarization
11490.00	38.79	39.50	10.81	4.21	42.29	46.81	74.00	-27.19	Vertical
11490.00	38.90	39.50	10.81	4.21	42.29	46.92	74.00	-27.08	Horizontal
Detector: Average Value									
Frequency (MHz)	Read Level (dBuV)	Antenna Factor (dB/m)	Cable Loss (dB)	Aux Factor (dB)	Preamp Factor (dB)	Level (dBuV/m)	Limit Line (dBuV/m)	Over Limit (dB)	Polarization
11490.00	29.88	39.50	10.81	4.21	42.29	37.90	54.00	-16.10	Vertical
11490.00	31.24	39.50	10.81	4.21	42.29	39.26	54.00	-14.74	Horizontal
Test channel: Middle channel									
Detector: Peak Value									
Frequency (MHz)	Read Level (dBuV)	Antenna Factor (dB/m)	Cable Loss (dB)	Aux Factor (dB)	Preamp Factor (dB)	Level (dBuV/m)	Limit Line (dBuV/m)	Over Limit (dB)	Polarization
11570.00	38.62	39.52	10.78	4.21	42.27	46.65	74.00	-27.35	Vertical
11570.00	39.01	39.52	10.78	4.21	42.27	47.04	74.00	-26.96	Horizontal
Detector: Average Value									
Frequency (MHz)	Read Level (dBuV)	Antenna Factor (dB/m)	Cable Loss (dB)	Aux Factor (dB)	Preamp Factor (dB)	Level (dBuV/m)	Limit Line (dBuV/m)	Over Limit (dB)	Polarization
11570.00	29.38	39.52	10.78	4.21	42.27	37.41	54.00	-16.59	Vertical
11570.00	31.03	39.52	10.78	4.21	42.27	39.06	54.00	-14.94	Horizontal
Test channel: Highest channel									
Detector: Peak Value									
Frequency (MHz)	Read Level (dBuV)	Antenna Factor (dB/m)	Cable Loss (dB)	Aux Factor (dB)	Preamp Factor (dB)	Level (dBuV/m)	Limit Line (dBuV/m)	Over Limit (dB)	Polarization
11650.00	38.53	39.53	10.76	4.21	42.26	46.56	74.00	-27.44	Vertical
11650.00	39.32	39.53	10.76	4.21	42.26	47.35	74.00	-26.65	Horizontal
Detector: Average Value									
Frequency (MHz)	Read Level (dBuV)	Antenna Factor (dB/m)	Cable Loss (dB)	Aux Factor (dB)	Preamp Factor (dB)	Level (dBuV/m)	Limit Line (dBuV/m)	Over Limit (dB)	Polarization
11650.00	29.36	39.53	10.76	4.21	42.26	37.39	54.00	-16.61	Vertical
11650.00	31.10	39.53	10.76	4.21	42.26	39.13	54.00	-14.87	Horizontal

Remark:
3. Final Level = Receiver Read level + Antenna Factor + Cable Loss + Aux Factor – Preamplifier Factor.
4. The emission levels of other frequencies are very lower than the limit and not show in test report.

Band 4 – 802.11n(HT40)									
Test channel: Lowest channel									
Detector: Peak Value									
Frequency (MHz)	Read Level (dBuV)	Antenna Factor (dB/m)	Cable Loss (dB)	Aux Factor (dB)	Preamp Factor (dB)	Level (dBuV/m)	Limit Line (dBuV/m)	Over Limit (dB)	Polarization
11510.00	39.00	39.50	10.81	4.21	42.29	47.02	74.00	-26.98	Vertical
11510.00	38.95	39.50	10.81	4.21	42.29	46.97	74.00	-27.03	Horizontal
Detector: Average Value									
Frequency (MHz)	Read Level (dBuV)	Antenna Factor (dB/m)	Cable Loss (dB)	Aux Factor (dB)	Preamp Factor (dB)	Level (dBuV/m)	Limit Line (dBuV/m)	Over Limit (dB)	Polarization
11510.00	29.81	39.50	10.81	4.21	42.29	37.83	54.00	-16.17	Vertical
11510.00	31.06	39.50	10.81	4.21	42.29	39.08	54.00	-14.92	Horizontal
Test channel: Highest channel									
Detector: Peak Value									
Frequency (MHz)	Read Level (dBuV)	Antenna Factor (dB/m)	Cable Loss (dB)	Aux Factor (dB)	Preamp Factor (dB)	Level (dBuV/m)	Limit Line (dBuV/m)	Over Limit (dB)	Polarization
11590.00	38.64	39.52	10.77	4.21	42.27	46.66	74.00	-27.34	Vertical
11590.00	38.55	39.52	10.77	4.21	42.27	46.57	74.00	-27.43	Horizontal
Detector: Average Value									
Frequency (MHz)	Read Level (dBuV)	Antenna Factor (dB/m)	Cable Loss (dB)	Aux Factor (dB)	Preamp Factor (dB)	Level (dBuV/m)	Limit Line (dBuV/m)	Over Limit (dB)	Polarization
11590.00	30.02	39.52	10.77	4.21	42.27	38.04	54.00	-15.96	Vertical
11590.00	31.52	39.52	10.77	4.21	42.27	39.54	54.00	-14.46	Horizontal

Remark:
3. Final Level = Receiver Read level + Antenna Factor + Cable Loss + Aux Factor – Preamplifier Factor.
4. The emission levels of other frequencies are very lower than the limit and not show in test report.

Band 4 – 802.11ac(HT20)									
Test channel: Lowest channel									
Detector: Peak Value									
Frequency (MHz)	Read Level (dBuV)	Antenna Factor (dB/m)	Cable Loss (dB)	Aux Factor (dB)	Preamp Factor (dB)	Level (dBuV/m)	Limit Line (dBuV/m)	Over Limit (dB)	Polarization
11490.00	38.24	39.50	10.81	4.21	42.29	46.26	74.00	-27.74	Vertical
11490.00	39.77	39.50	10.81	4.21	42.29	47.79	74.00	-26.21	Horizontal
Detector: Average Value									
Frequency (MHz)	Read Level (dBuV)	Antenna Factor (dB/m)	Cable Loss (dB)	Aux Factor (dB)	Preamp Factor (dB)	Level (dBuV/m)	Limit Line (dBuV/m)	Over Limit (dB)	Polarization
11490.00	29.80	39.50	10.81	4.21	42.29	37.82	54.00	-16.18	Vertical
11490.00	31.63	39.50	10.81	4.21	42.29	39.65	54.00	-14.35	Horizontal
Test channel: Middle channel									
Detector: Peak Value									
Frequency (MHz)	Read Level (dBuV)	Antenna Factor (dB/m)	Cable Loss (dB)	Aux Factor (dB)	Preamp Factor (dB)	Level (dBuV/m)	Limit Line (dBuV/m)	Over Limit (dB)	Polarization
11570.00	38.05	39.52	10.78	4.21	42.27	46.08	74.00	-27.92	Vertical
11570.00	40.10	39.52	10.78	4.21	42.27	48.13	74.00	-25.87	Horizontal
Detector: Average Value									
Frequency (MHz)	Read Level (dBuV)	Antenna Factor (dB/m)	Cable Loss (dB)	Aux Factor (dB)	Preamp Factor (dB)	Level (dBuV/m)	Limit Line (dBuV/m)	Over Limit (dB)	Polarization
11570.00	29.90	39.52	10.78	4.21	42.27	37.93	54.00	-16.07	Vertical
11570.00	32.11	39.52	10.78	4.21	42.27	40.14	54.00	-13.86	Horizontal
Test channel: Highest channel									
Detector: Peak Value									
Frequency (MHz)	Read Level (dBuV)	Antenna Factor (dB/m)	Cable Loss (dB)	Aux Factor (dB)	Preamp Factor (dB)	Level (dBuV/m)	Limit Line (dBuV/m)	Over Limit (dB)	Polarization
11650.00	37.76	39.53	10.76	4.21	42.26	45.79	74.00	-28.21	Vertical
11650.00	39.98	39.53	10.76	4.21	42.26	48.01	74.00	-25.99	Horizontal
Detector: Average Value									
Frequency (MHz)	Read Level (dBuV)	Antenna Factor (dB/m)	Cable Loss (dB)	Aux Factor (dB)	Preamp Factor (dB)	Level (dBuV/m)	Limit Line (dBuV/m)	Over Limit (dB)	Polarization
11650.00	30.04	39.53	10.76	4.21	42.26	38.07	54.00	-15.93	Vertical
11650.00	31.95	39.53	10.76	4.21	42.26	39.98	54.00	-14.02	Horizontal

Remark:
3. Final Level = Receiver Read level + Antenna Factor + Cable Loss + Aux Factor – Preamplifier Factor.
4. The emission levels of other frequencies are very lower than the limit and not show in test report.

Band 4 – 802.11ac(HT40)									
Test channel: Lowest channel									
Detector: Peak Value									
Frequency (MHz)	Read Level (dBuV)	Antenna Factor (dB/m)	Cable Loss (dB)	Aux Factor (dB)	Preamp Factor (dB)	Level (dBuV/m)	Limit Line (dBuV/m)	Over Limit (dB)	Polarization
11510.00	38.35	39.50	10.81	4.21	42.29	46.37	74.00	-27.63	Vertical
11510.00	38.95	39.50	10.81	4.21	42.29	46.97	74.00	-27.03	Horizontal
Detector: Average Value									
Frequency (MHz)	Read Level (dBuV)	Antenna Factor (dB/m)	Cable Loss (dB)	Aux Factor (dB)	Preamp Factor (dB)	Level (dBuV/m)	Limit Line (dBuV/m)	Over Limit (dB)	Polarization
11510.00	29.05	39.50	10.81	4.21	42.29	37.07	54.00	-16.93	Vertical
11510.00	31.04	39.50	10.81	4.21	42.29	39.06	54.00	-14.94	Horizontal
Test channel: Highest channel									
Detector: Peak Value									
Frequency (MHz)	Read Level (dBuV)	Antenna Factor (dB/m)	Cable Loss (dB)	Aux Factor (dB)	Preamp Factor (dB)	Level (dBuV/m)	Limit Line (dBuV/m)	Over Limit (dB)	Polarization
11590.00	38.43	39.52	10.77	4.21	42.27	46.45	74.00	-27.55	Vertical
11590.00	38.81	39.52	10.77	4.21	42.27	46.83	74.00	-27.17	Horizontal
Detector: Average Value									
Frequency (MHz)	Read Level (dBuV)	Antenna Factor (dB/m)	Cable Loss (dB)	Aux Factor (dB)	Preamp Factor (dB)	Level (dBuV/m)	Limit Line (dBuV/m)	Over Limit (dB)	Polarization
11590.00	29.42	39.52	10.77	4.21	42.27	37.44	54.00	-16.56	Vertical
11590.00	30.91	39.52	10.77	4.21	42.27	38.93	54.00	-15.07	Horizontal

Remark:
3. Final Level = Receiver Read level + Antenna Factor + Cable Loss + Aux Factor – Preamplifier Factor.
4. The emission levels of other frequencies are very lower than the limit and not show in test report.

Band 4 – 802.11ac(HT80)									
Test channel: Middle channel									
Detector: Peak Value									
Frequency (MHz)	Read Level (dBuV)	Antenna Factor (dB/m)	Cable Loss (dB)	Aux Factor (dB)	Preamp Factor (dB)	Level (dBuV/m)	Limit Line (dBuV/m)	Over Limit (dB)	Polarization
11550.00	38.18	39.51	10.80	4.21	42.28	46.21	74.00	-27.79	Vertical
11550.00	38.96	39.51	10.80	4.21	42.28	46.99	74.00	-27.01	Horizontal
Detector: Average Value									
Frequency (MHz)	Read Level (dBuV)	Antenna Factor (dB/m)	Cable Loss (dB)	Aux Factor (dB)	Preamp Factor (dB)	Level (dBuV/m)	Limit Line (dBuV/m)	Over Limit (dB)	Polarization
11550.00	29.77	39.51	10.80	4.21	42.28	37.80	54.00	-16.20	Vertical
11550.00	31.33	39.51	10.80	4.21	42.28	39.36	54.00	-14.64	Horizontal

Remark:
3. Final Level = Receiver Read level + Antenna Factor + Cable Loss + Aux Factor – Preamplifier Factor.
4. The emission levels of other frequencies are very lower than the limit and not show in test report.

6.8 Frequency stability

Test Requirement:	FCC Part15 E Section 15.407 (g)
Limit:	Manufacturers of U-NII devices are responsible for ensuring frequency stability such that an emission is maintained within the band of operation under all conditions of normal operation as specified in the user's manual.
Test setup:	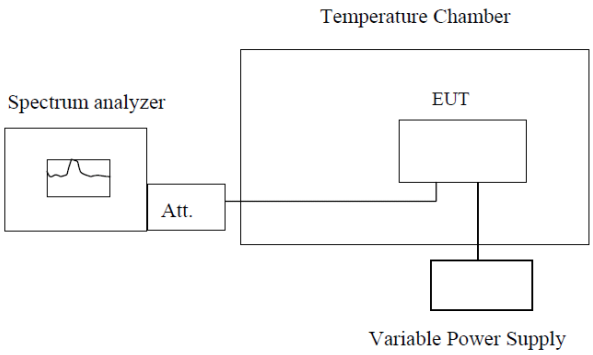 **Note :** Measurement setup for testing on Antenna connector
Test procedure:	1. The EUT is installed in an environment test chamber with external power source. 2. Set the chamber to operate at 50 centigrade and external power source to output at nominal voltage of EUT. 3. A sufficient stabilization period at each temperature is used prior to each frequency measurement. 4. When temperature is stabled, measure the frequency stability. 5. The test shall be performed under -30 to 50 centigrade and 85 to 115 percent of the nominal voltage. Change setting of chamber and external power source to complete all conditions.
Test Instruments:	Refer to section 5.10 for details
Test mode:	Refer to section 5.3 for details
Test results:	Passed

Measurement Data (the worst channel):

ANT 1:

Band 1:

Voltage vs. Frequency Stability (Lowest channel=5180MHz)

Test conditions		Frequency(MHz)	Max. Deviation (ppm)
Temp(℃)	Voltage(ac)		
20	10.40V	5179.997643	0.45
	11.55V	5179.974779	4.87
	12.80V	5179.963951	6.96

Temperature vs. Frequency Stability (Lowest channel=5180MHz)

Test conditions		Frequency(MHz)	Max. Deviation (ppm)
Voltage(ac)	Temp(℃)		
11.55V	-20	5179.987033	2.50
	-10	5179.995377	0.89
	0	5179.968421	6.10
	10	5179.987556	2.40
	20	5179.996681	0.64
	30	5179.974290	4.96
	40	5179.963775	6.99
	50	5179.974929	4.84

Band 4:

Voltage vs. Frequency Stability (Lowest channel=5745MHz)

Test conditions		Frequency(MHz)	Max. Deviation (ppm)
Temp(℃)	Voltage(ac)		
20	10.40V	5744.974766	4.39
	11.55V	5744.993381	1.15
	12.80V	5744.998588	0.25

Temperature vs. Frequency Stability (Lowest channel=5745MHz)

Test conditions		Frequency(MHz)	Max. Deviation (ppm)
Voltage(ac)	Temp(℃)		
11.55V	-20	5744.994798	0.91
	-10	5744.993693	1.10
	0	5744.994771	0.91
	10	5744.985355	2.55
	20	5744.993864	1.07
	30	5744.994481	0.96
	40	5744.999347	0.11
	50	5744.992458	1.31

ANT 2:

Band 1:

Voltage vs. Frequency Stability (Lowest channel=5180MHz)

Test conditions		Frequency(MHz)	Max. Deviation (ppm)
Temp(℃)	Voltage(ac)		
20	10.40V	5179.997643	0.45
	11.55V	5179.974779	4.87
	12.80V	5179.963951	6.96

Temperature vs. Frequency Stability (Lowest channel=5180MHz)

Test conditions		Frequency(MHz)	Max. Deviation (ppm)
Voltage(ac)	Temp(℃)		
11.55V	-20	5179.987033	2.50
	-10	5179.995377	0.89
	0	5179.968421	6.10
	10	5179.987556	2.40
	20	5179.996681	0.64
	30	5179.974290	4.96
	40	5179.963775	6.99
	50	5179.974929	4.84

Band 4:

Voltage vs. Frequency Stability (Lowest channel=5745MHz)

Test conditions		Frequency(MHz)	Max. Deviation (ppm)
Temp(℃)	Voltage(ac)		
20	10.40V	5744.974766	4.39
	11.55V	5744.993381	1.15
	12.80V	5744.998588	0.25

Temperature vs. Frequency Stability (Lowest channel=5745MHz)

Test conditions		Frequency(MHz)	Max. Deviation (ppm)
Voltage(ac)	Temp(℃)		
11.55V	-20	5744.994798	0.91
	-10	5744.993693	1.10
	0	5744.994771	0.91
	10	5744.985355	2.55
	20	5744.993864	1.07
	30	5744.994481	0.96
	40	5744.999347	0.11
	50	5744.992458	1.31