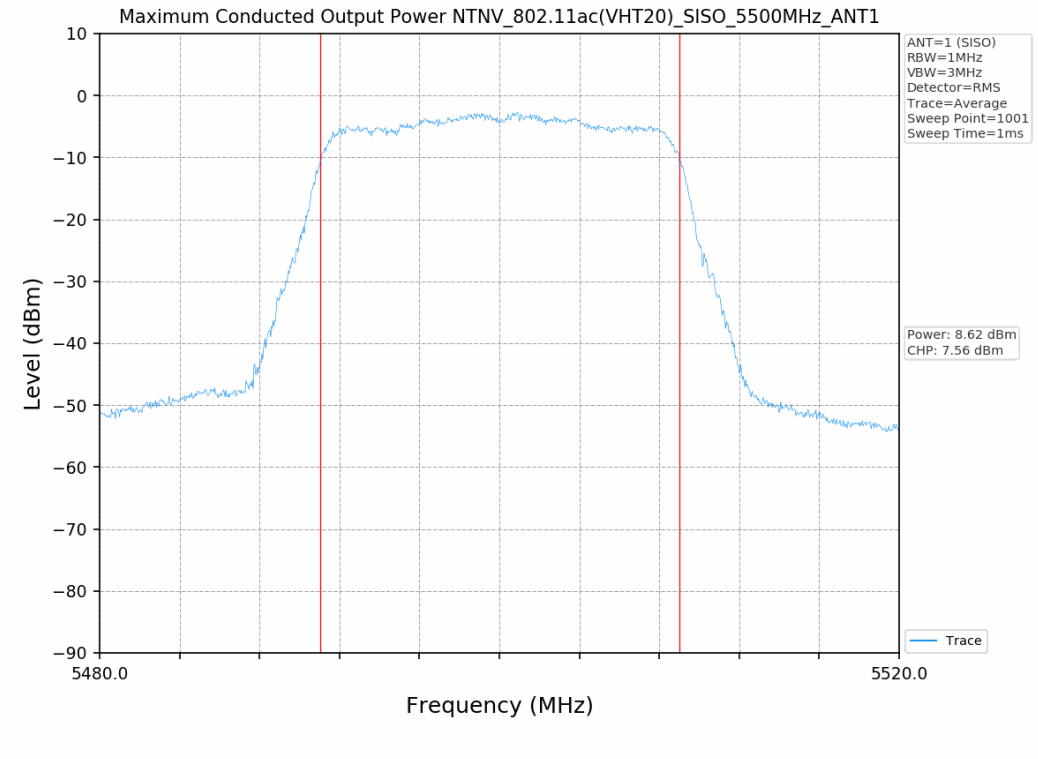
Maximum Conducted Output Power NTNV_802.11ac(VHT20)_SISO_5500MHz_ANT1
ANT=1 (SISO)
RBW=1MHz
VBW=3MHz
Detector=RMS
Trace=Average
Sweep Point=1001
Sweep Time=1ms
Power: 8.62 dBm
CHP: 7.56 dBm
Trace
Level (dBm)
10
0
−10
−20
−30
−40
−50
−60
−70
−80
−90
5480.0
5520.0
Frequency (MHz)

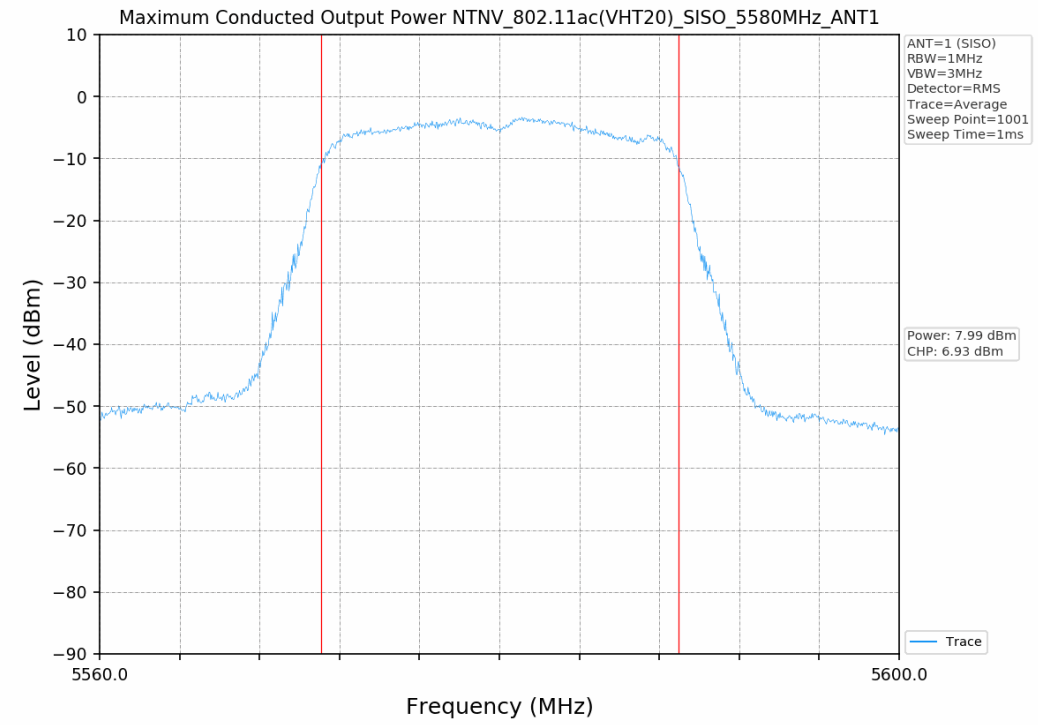
Maximum Conducted Output Power NTNV_802.11ac(VHT20)_SISO_5580MHz_ANT1
ANT=1 (SISO)
RBW=1MHz
VBW=3MHz
Detector=RMS
Trace=Average
Sweep Point=1001
Sweep Time=1ms
Power: 7.99 dBm
CHP: 6.93 dBm
Trace
Level (dBm)
10
0
−10
−20
−30
−40
−50
−60
−70
−80
−90
5560.0
5600.0
Frequency (MHz)

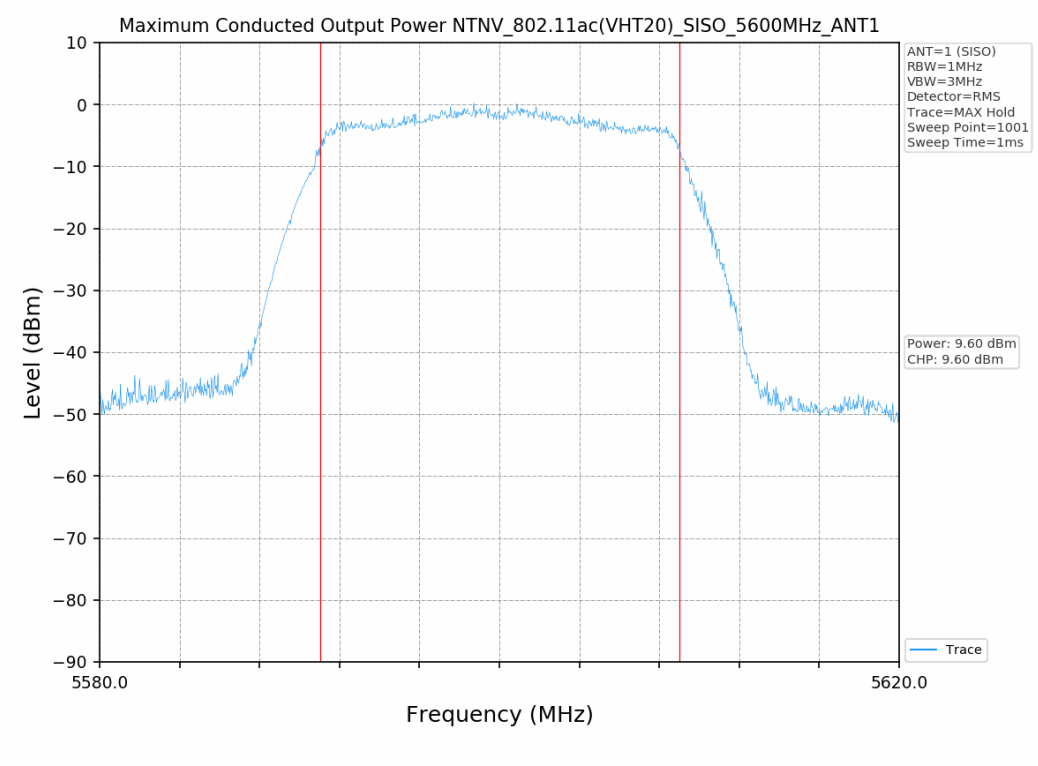
Maximum Conducted Output Power NTNV_802.11ac(VHT20)_SISO_5600MHz_ANT1
ANT=1 (SISO)
RBW=1MHz
VBW=3MHz
Detector=RMS
Trace=MAX Hold
Sweep Point=1001
Sweep Time=1ms
Power: 9.60 dBm
CHP: 9.60 dBm
Trace
Level (dBm)
10
0
−10
−20
−30
−40
−50
−60
−70
−80
−90
5580.0
5620.0
Frequency (MHz)

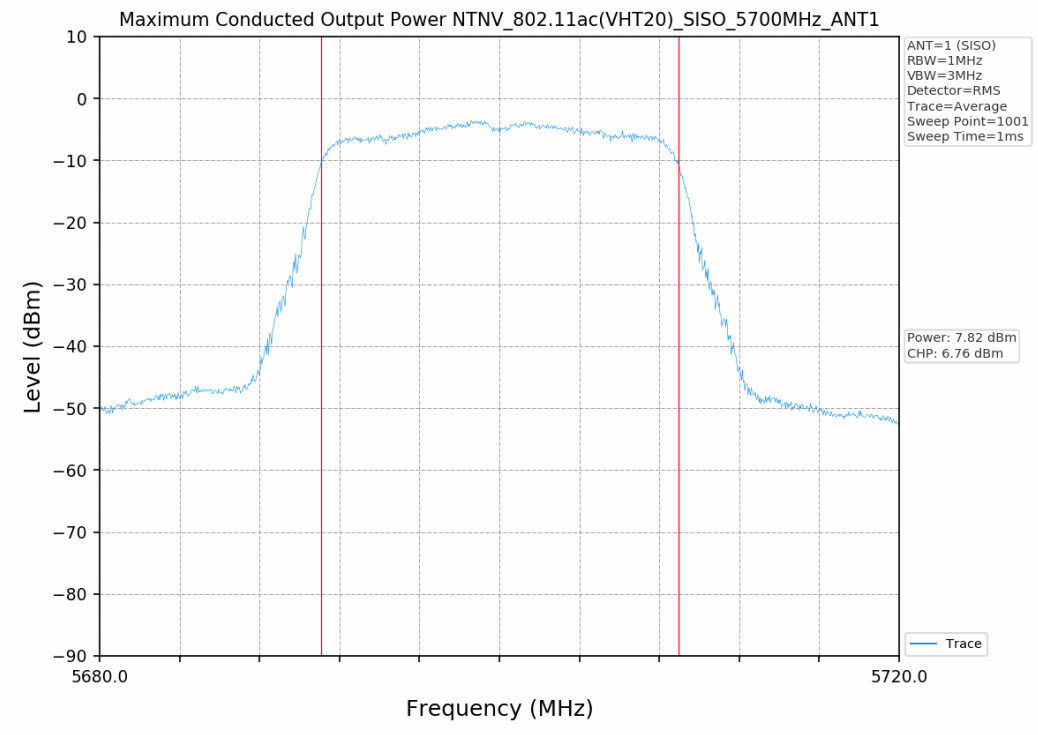
Maximum Conducted Output Power NTNV_802.11ac(VHT20)_SISO_5700MHz_ANT1
ANT=1 (SISO)
RBW=1MHz
VBW=3MHz
Detector=RMS
Trace=Average
Sweep Point=1001
Sweep Time=1ms
Power: 7.82 dBm
CHP: 6.76 dBm
Trace
Level (dBm)
10
0
−10
−20
−30
−40
−50
−60
−70
−80
−90
5680.0
5720.0
Frequency (MHz)

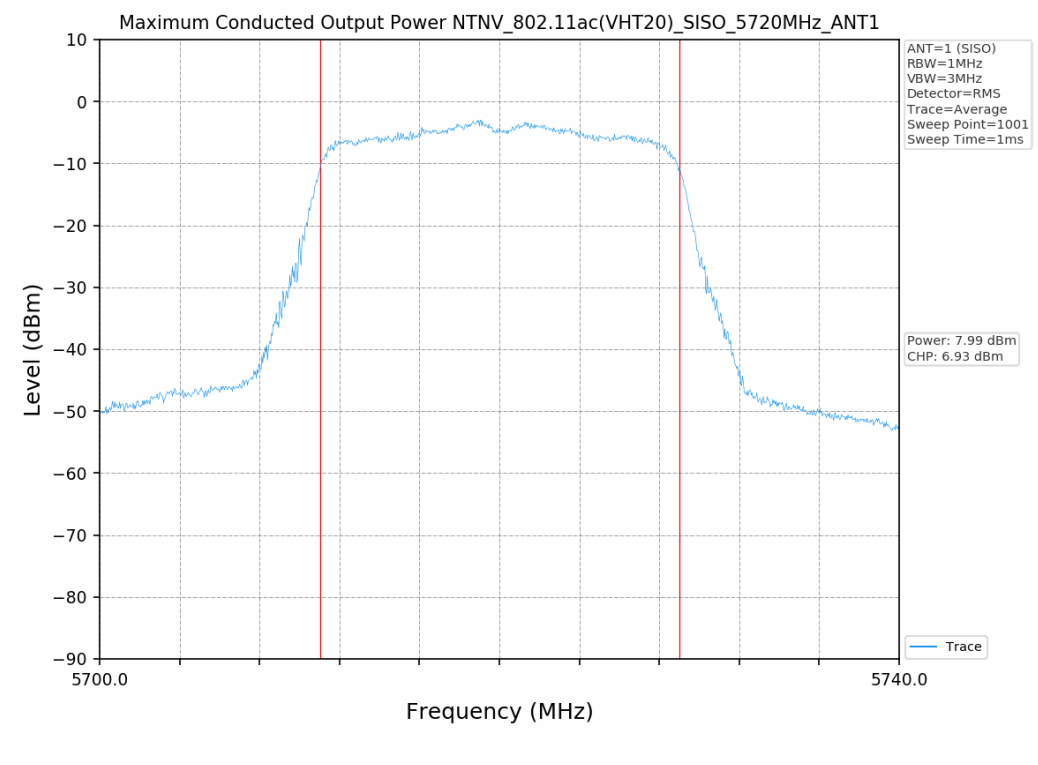
Maximum Conducted Output Power NTNV_802.11ac(VHT20)_SISO_5720MHz_ANT1
ANT=1 (SISO)
RBW=1MHz
VBW=3MHz
Detector=RMS
Trace=Average
Sweep Point=1001
Sweep Time=1ms
Power: 7.99 dBm
CHP: 6.93 dBm
Trace
Level (dBm)
10
0
−10
−20
−30
−40
−50
−60
−70
−80
−90
5700.0
5740.0
Frequency (MHz)

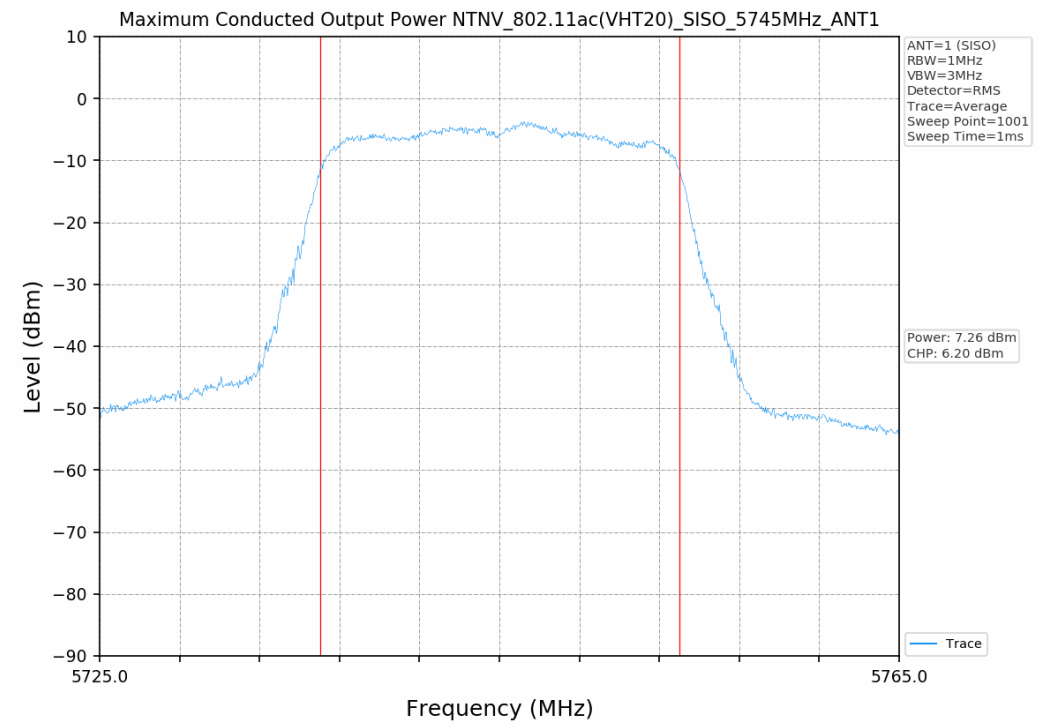
Maximum Conducted Output Power NTNV_802.11ac(VHT20)_SISO_5745MHz_ANT1
ANT=1 (SISO)
RBW=1MHz
VBW=3MHz
Detector=RMS
Trace=Average
Sweep Point=1001
Sweep Time=1ms
Power: 7.26 dBm
CHP: 6.20 dBm
Trace
Level (dBm)
10
0
−10
−20
−30
−40
−50
−60
−70
−80
−90
5725.0
5765.0
Frequency (MHz)

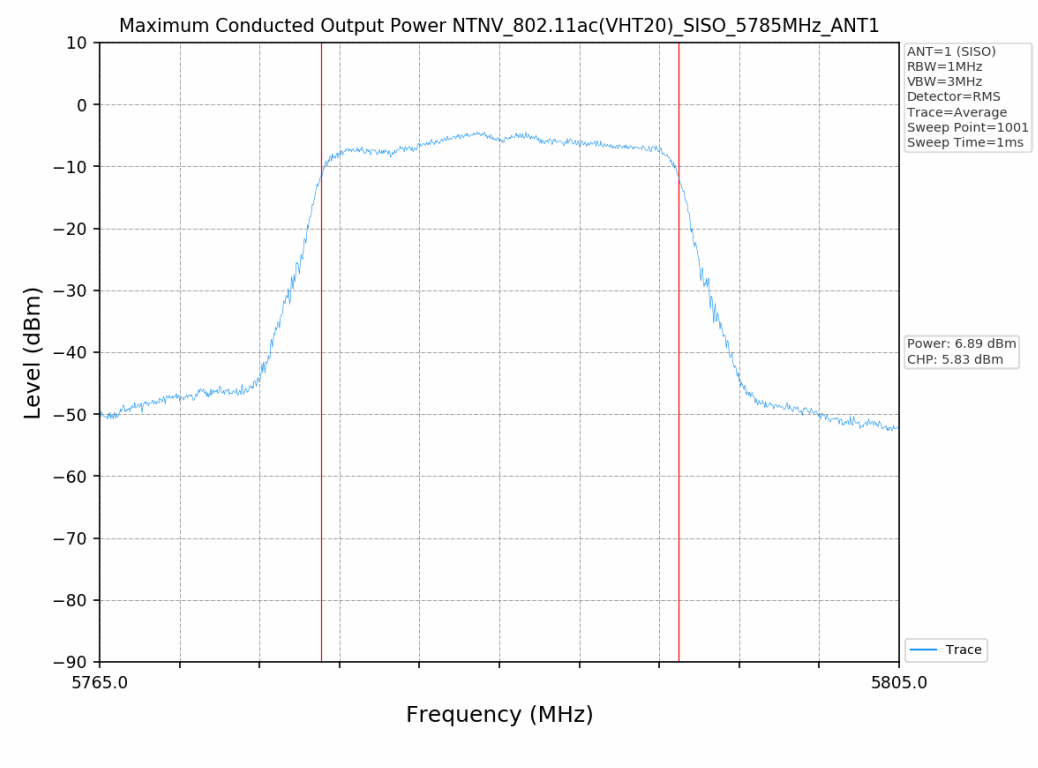
Maximum Conducted Output Power NTNV_802.11ac(VHT20)_SISO_5785MHz_ANT1
ANT=1 (SISO)
RBW=1MHz
VBW=3MHz
Detector=RMS
Trace=Average
Sweep Point=1001
Sweep Time=1ms
Power: 6.89 dBm
CHP: 5.83 dBm
Trace
Level (dBm)
10
0
−10
−20
−30
−40
−50
−60
−70
−80
−90
5765.0
5805.0
Frequency (MHz)

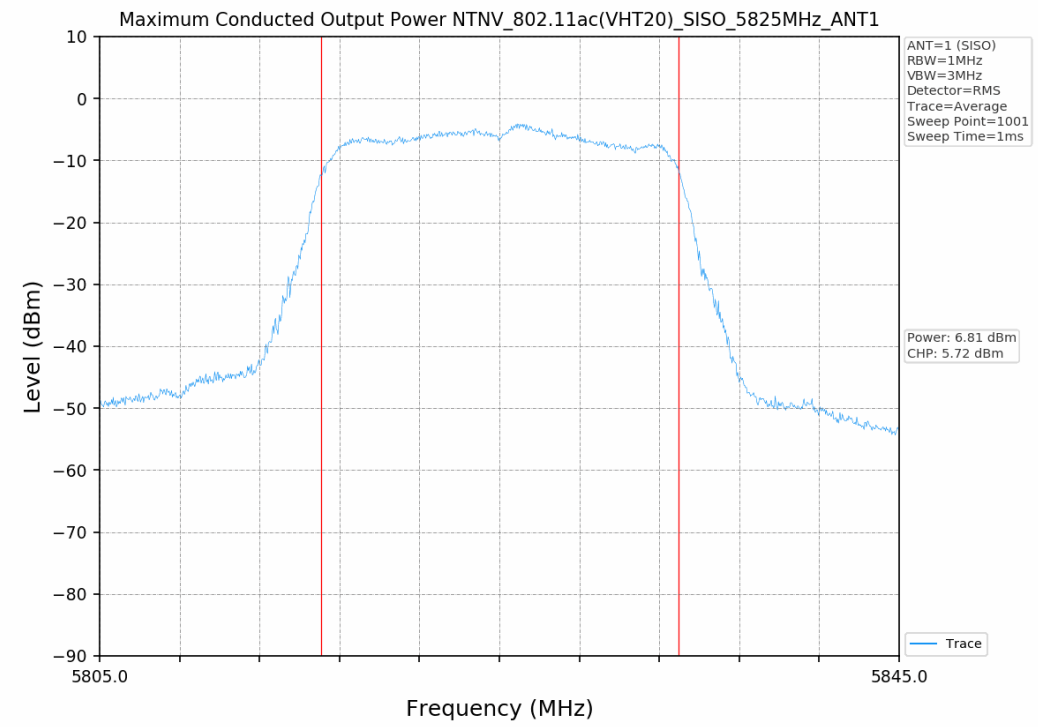
Maximum Conducted Output Power NTNV_802.11ac(VHT20)_SISO_5825MHz_ANT1
ANT=1 (SISO)
RBW=1MHz
VBW=3MHz
Detector=RMS
Trace=Average
Sweep Point=1001
Sweep Time=1ms
Power: 6.81 dBm
CHP: 5.72 dBm
Trace
Level (dBm)
10
0
−10
−20
−30
−40
−50
−60
−70
−80
−90
5805.0
5845.0
Frequency (MHz)

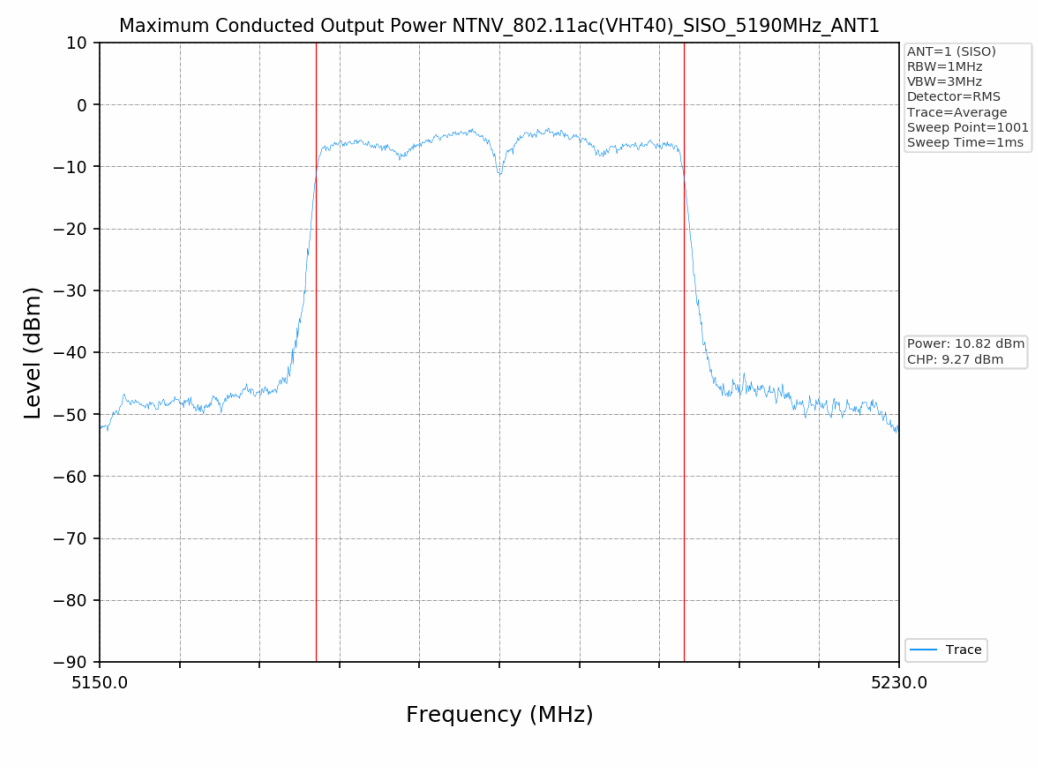
Maximum Conducted Output Power NTNV_802.11ac(VHT40)_SISO_5190MHz_ANT1
ANT=1 (SISO)
RBW=1MHz
VBW=3MHz
Detector=RMS
Trace=Average
Sweep Point=1001
Sweep Time=1ms
Power: 10.82 dBm
CHP: 9.27 dBm
Trace
Level (dBm)
10
0
−10
−20
−30
−40
−50
−60
−70
−80
−90
5150.0
5230.0
Frequency (MHz)

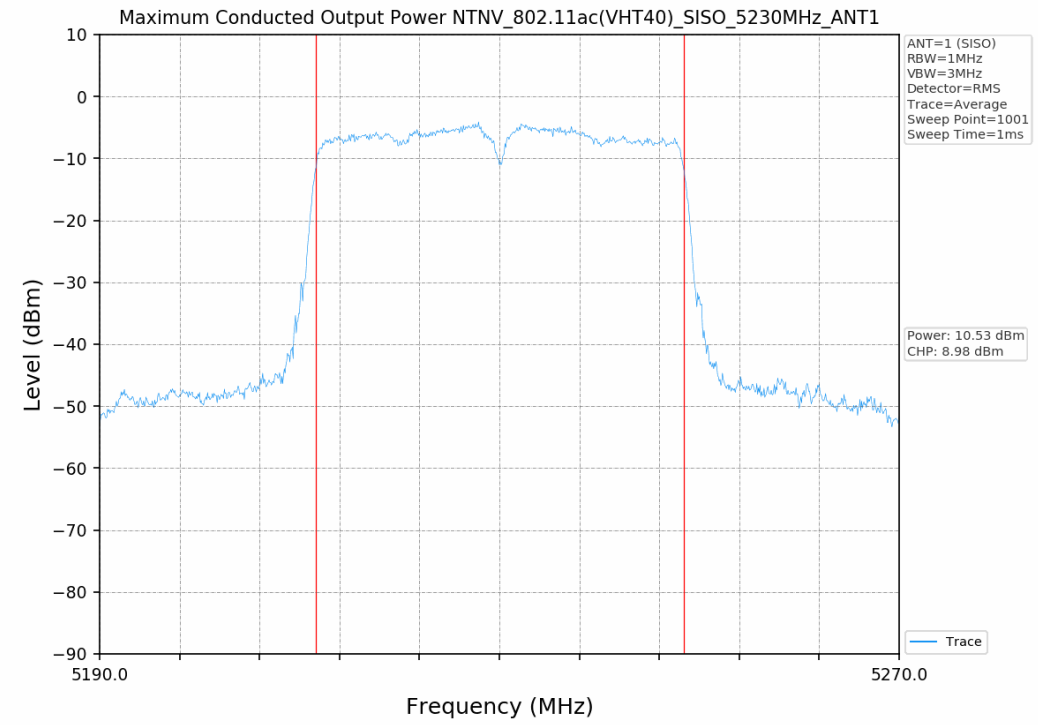
Maximum Conducted Output Power NTNV_802.11ac(VHT40)_SISO_5230MHz_ANT1
ANT=1 (SISO)
RBW=1MHz
VBW=3MHz
Detector=RMS
Trace=Average
Sweep Point=1001
Sweep Time=1ms
Power: 10.53 dBm
CHP: 8.98 dBm
Trace
Level (dBm)
10
0
−10
−20
−30
−40
−50
−60
−70
−80
−90
5190.0
5270.0
Frequency (MHz)

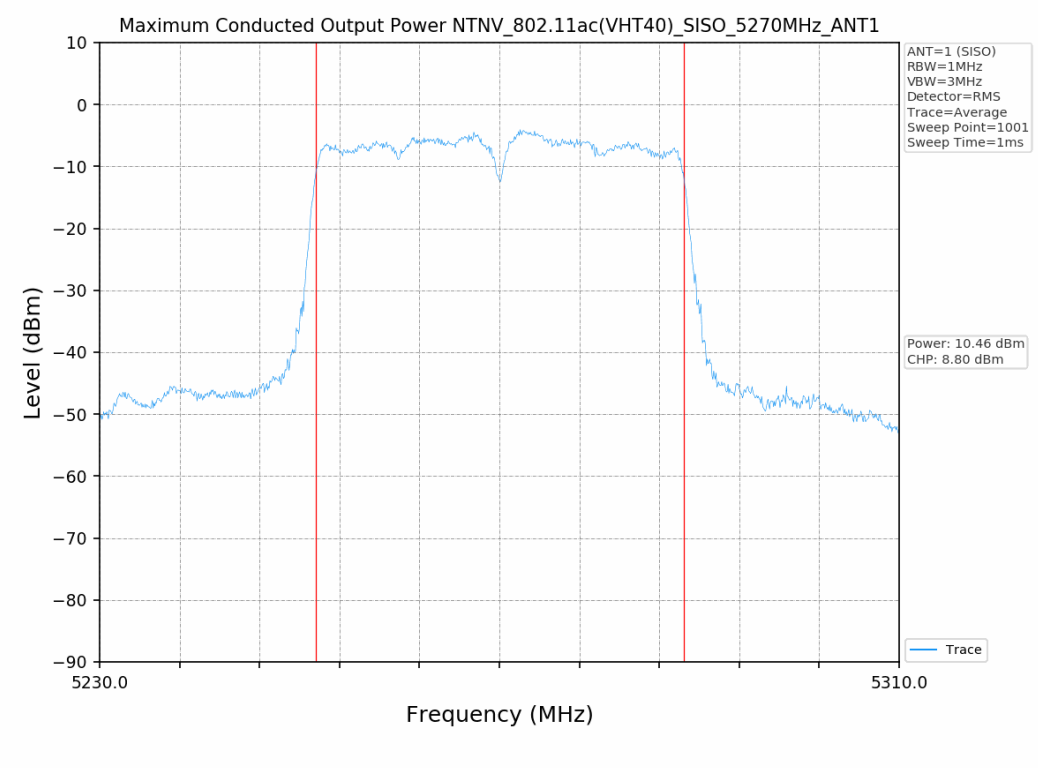
Maximum Conducted Output Power NTNV_802.11ac(VHT40)_SISO_5270MHz_ANT1
ANT=1 (SISO)
RBW=1MHz
VBW=3MHz
Detector=RMS
Trace=Average
Sweep Point=1001
Sweep Time=1ms
Power: 10.46 dBm
CHP: 8.80 dBm
Trace
Level (dBm)
10
0
−10
−20
−30
−40
−50
−60
−70
−80
−90
5230.0
5310.0
Frequency (MHz)

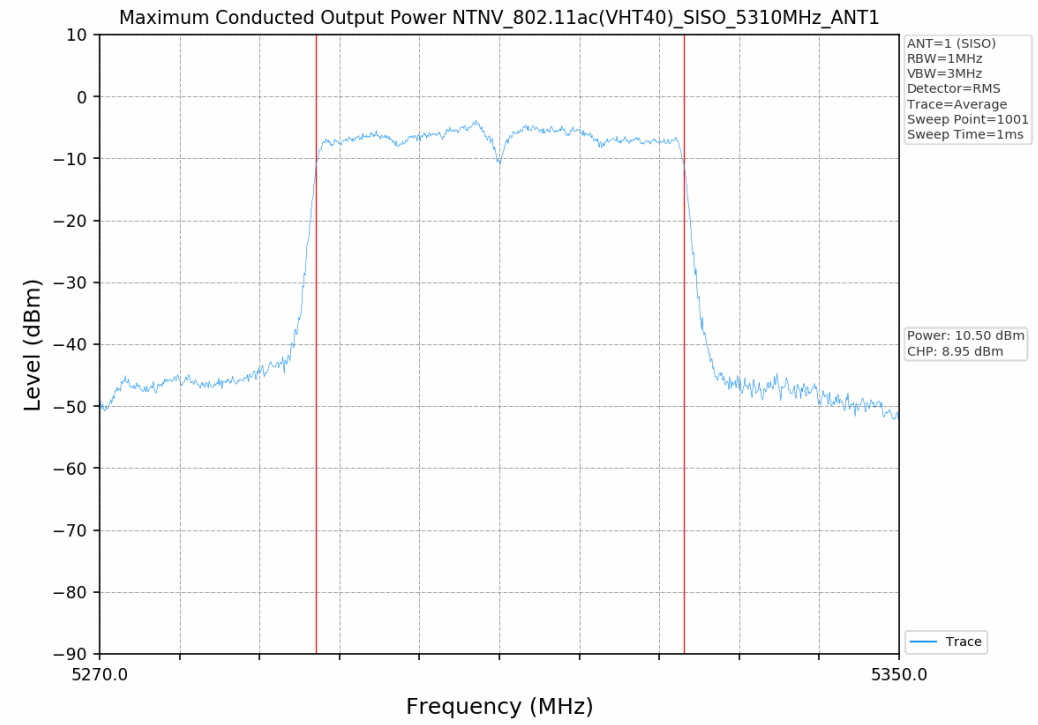
Maximum Conducted Output Power NTNV_802.11ac(VHT40)_SISO_5310MHz_ANT1
ANT=1 (SISO)
RBW=1MHz
VBW=3MHz
Detector=RMS
Trace=Average
Sweep Point=1001
Sweep Time=1ms
Power: 10.50 dBm
CHP: 8.95 dBm
Trace
Level (dBm)
10
0
−10
−20
−30
−40
−50
−60
−70
−80
−90
5270.0
5350.0
Frequency (MHz)

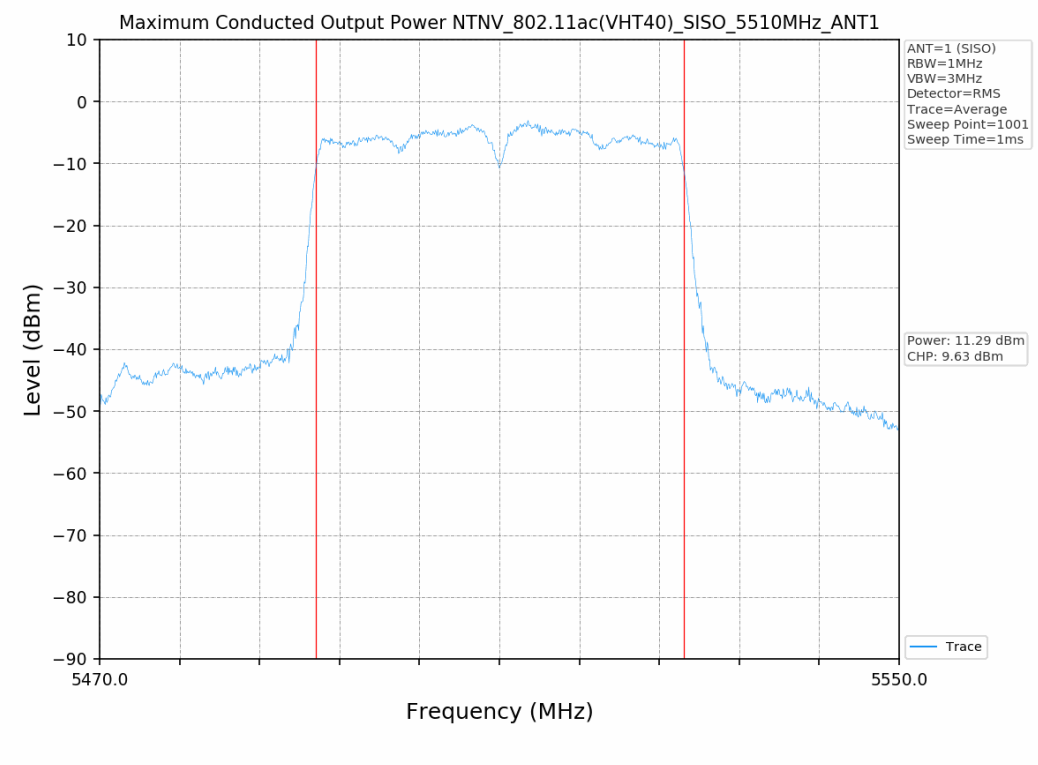
Maximum Conducted Output Power NTNV_802.11ac(VHT40)_SISO_5510MHz_ANT1
ANT=1 (SISO)
RBW=1MHz
VBW=3MHz
Detector=RMS
Trace=Average
Sweep Point=1001
Sweep Time=1ms
Power: 11.29 dBm
CHP: 9.63 dBm
Trace
Level (dBm)
10
0
−10
−20
−30
−40
−50
−60
−70
−80
−90
5470.0
5550.0
Frequency (MHz)

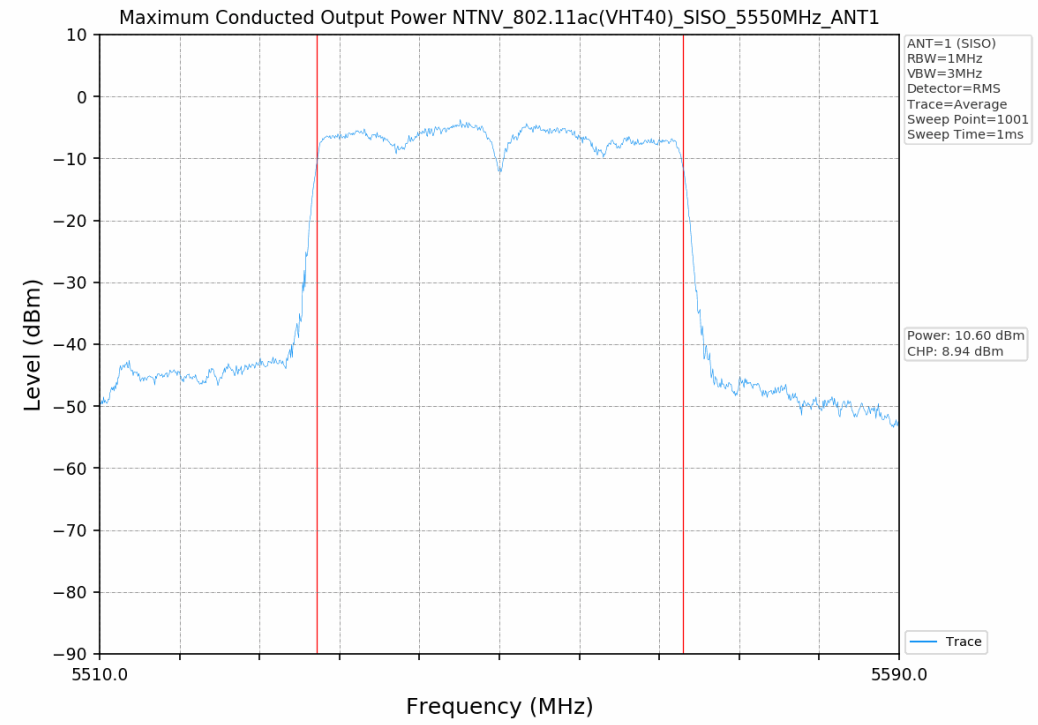
Maximum Conducted Output Power NTNV_802.11ac(VHT40)_SISO_5550MHz_ANT1
ANT=1 (SISO)
RBW=1MHz
VBW=3MHz
Detector=RMS
Trace=Average
Sweep Point=1001
Sweep Time=1ms
Power: 10.60 dBm
CHP: 8.94 dBm
Trace
Level (dBm)
10
0
−10
−20
−30
−40
−50
−60
−70
−80
−90
5510.0
5590.0
Frequency (MHz)

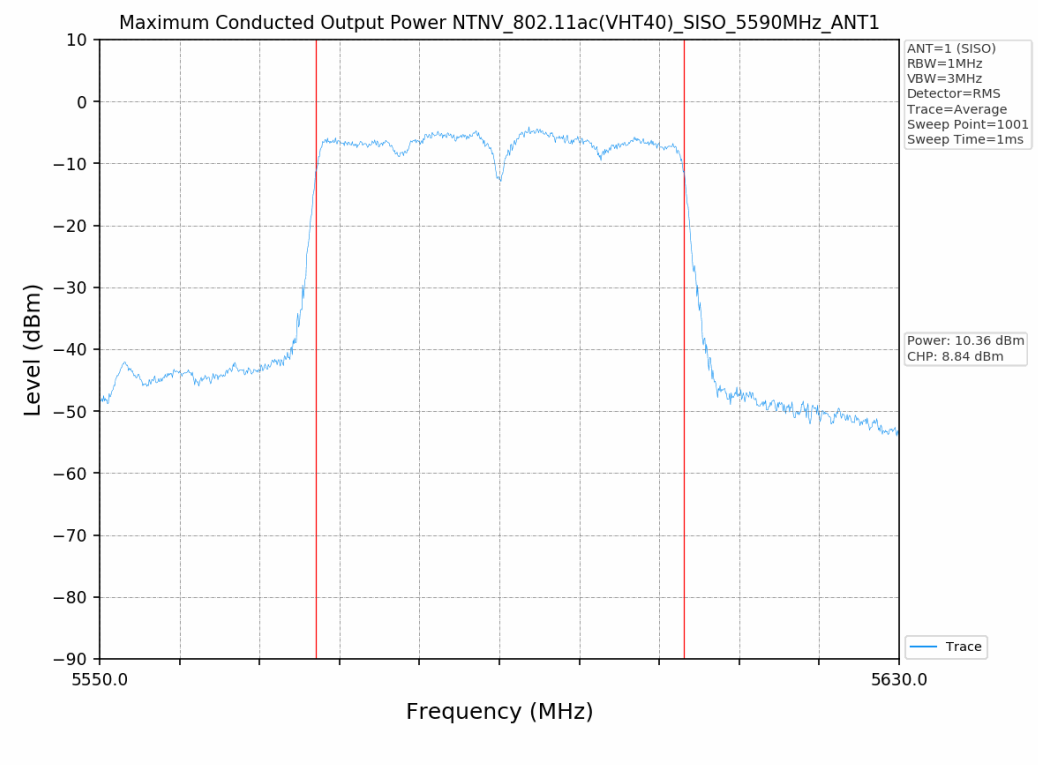
Maximum Conducted Output Power NTNV_802.11ac(VHT40)_SISO_5590MHz_ANT1
ANT=1 (SISO)
RBW=1MHz
VBW=3MHz
Detector=RMS
Trace=Average
Sweep Point=1001
Sweep Time=1ms
Power: 10.36 dBm
CHP: 8.84 dBm
Trace
Level (dBm)
10
0
−10
−20
−30
−40
−50
−60
−70
−80
−90
5550.0
5630.0
Frequency (MHz)

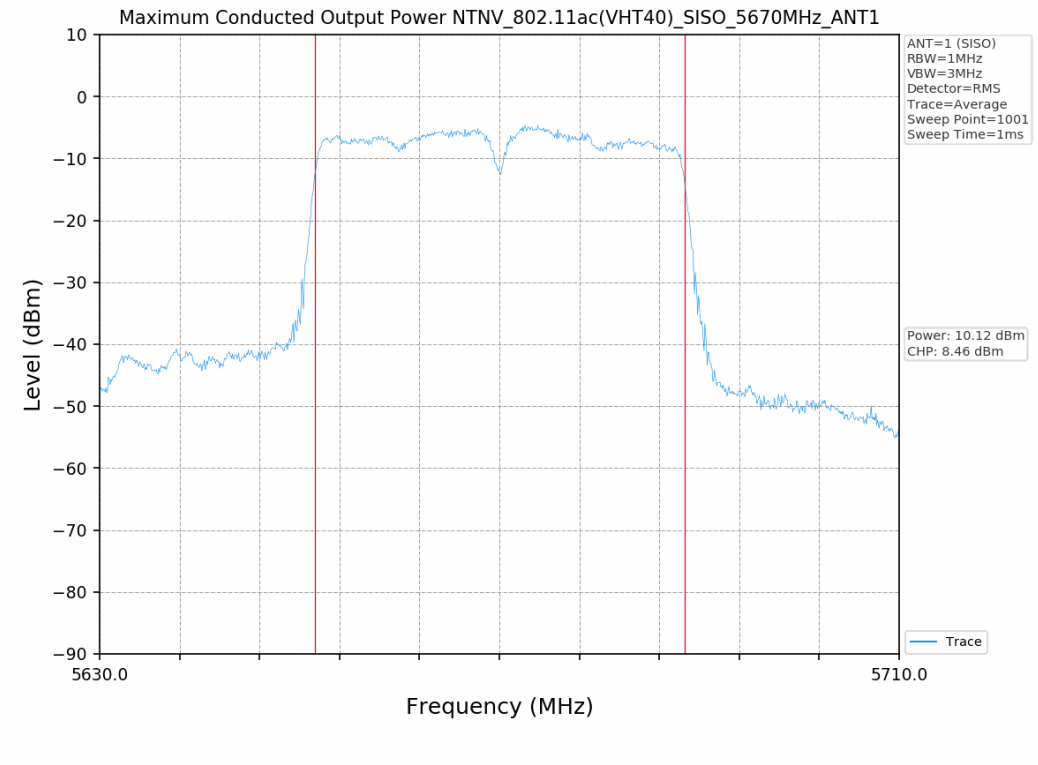
Maximum Conducted Output Power NTNV_802.11ac(VHT40)_SISO_5670MHz_ANT1
ANT=1 (SISO)
RBW=1MHz
VBW=3MHz
Detector=RMS
Trace=Average
Sweep Point=1001
Sweep Time=1ms
Power: 10.12 dBm
CHP: 8.46 dBm
Trace
Level (dBm)
10
0
−10
−20
−30
−40
−50
−60
−70
−80
−90
5630.0
5710.0
Frequency (MHz)

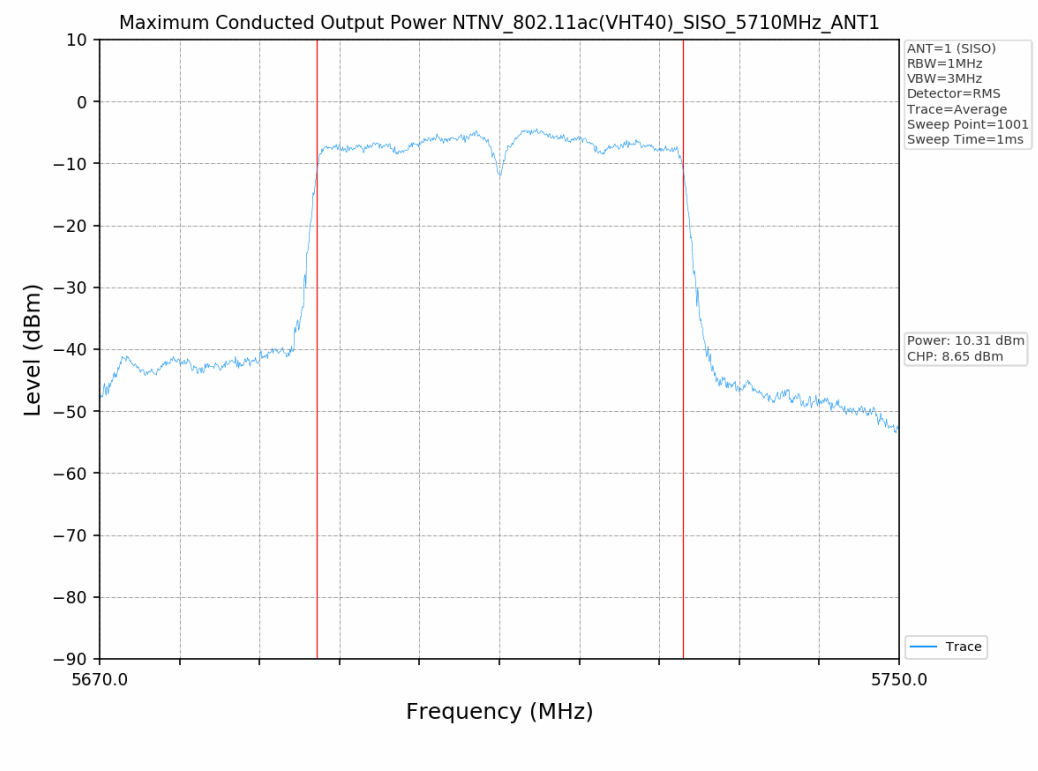
Maximum Conducted Output Power NTNV_802.11ac(VHT40)_SISO_5710MHz_ANT1
ANT=1 (SISO)
RBW=1MHz
VBW=3MHz
Detector=RMS
Trace=Average
Sweep Point=1001
Sweep Time=1ms
Power: 10.31 dBm
CHP: 8.65 dBm
Trace
Level (dBm)
10
0
−10
−20
−30
−40
−50
−60
−70
−80
−90
5670.0
5750.0
Frequency (MHz)

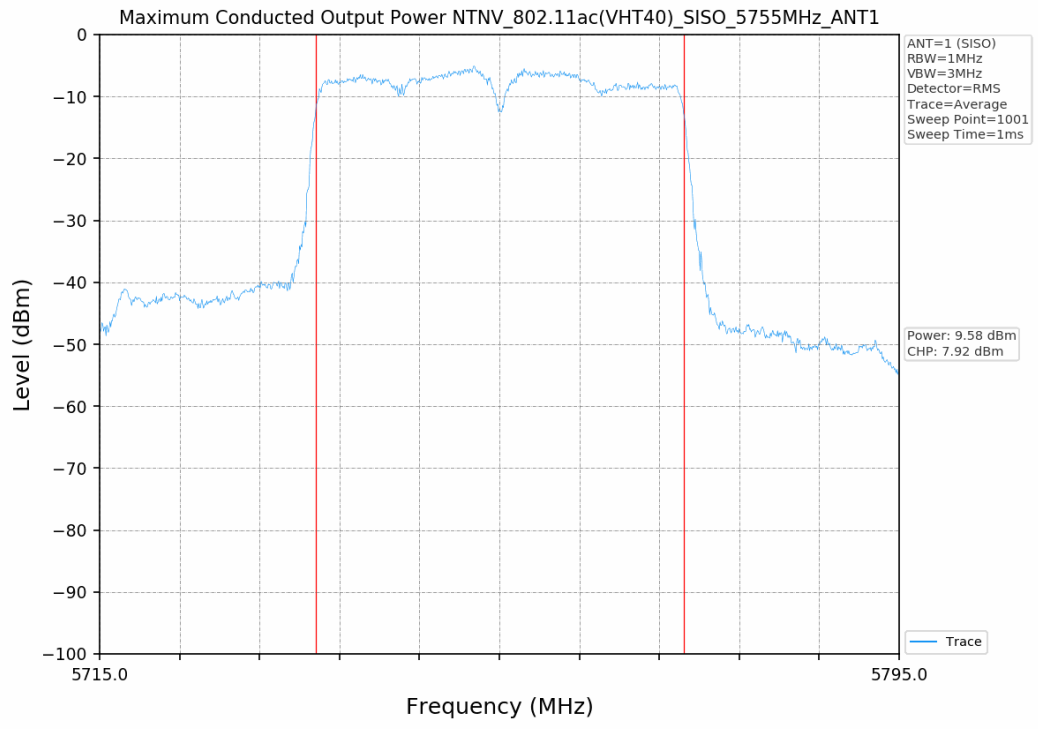
Maximum Conducted Output Power NTNV_802.11ac(VHT40)_SISO_5755MHz_ANT1
ANT=1 (SISO)
RBW=1MHz
VBW=3MHz
Detector=RMS
Trace=Average
Sweep Point=1001
Sweep Time=1ms
Power: 9.58 dBm
CHP: 7.92 dBm
Trace
Level (dBm)
0
−10
−20
−30
−40
−50
−60
−70
−80
−90
−100
5715.0
5795.0
Frequency (MHz)

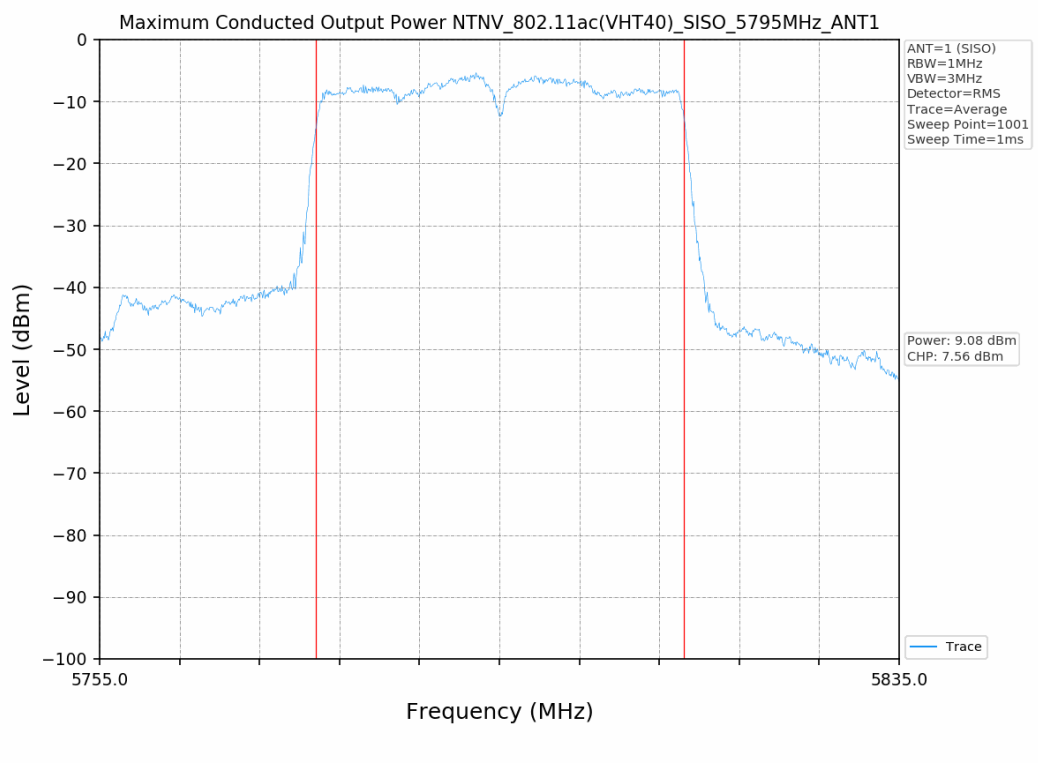
Maximum Conducted Output Power NTNV_802.11ac(VHT40)_SISO_5795MHz_ANT1
ANT=1 (SISO)
RBW=1MHz
VBW=3MHz
Detector=RMS
Trace=Average
Sweep Point=1001
Sweep Time=1ms
Power: 9.08 dBm
CHP: 7.56 dBm
Trace
Level (dBm)
0
−10
−20
−30
−40
−50
−60
−70
−80
−90
−100
5755.0
5835.0
Frequency (MHz)

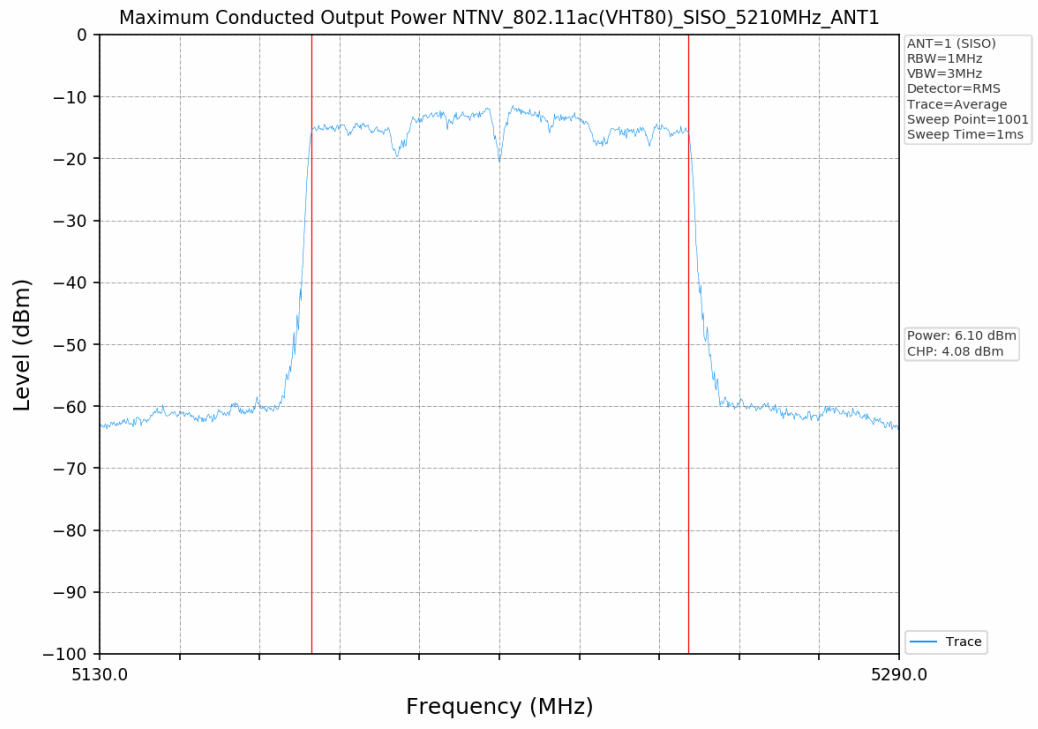
Maximum Conducted Output Power NTNV_802.11ac(VHT80)_SISO_5210MHz_ANT1
ANT=1 (SISO)
RBW=1MHz
VBW=3MHz
Detector=RMS
Trace=Average
Sweep Point=1001
Sweep Time=1ms
Power: 6.10 dBm
CHP: 4.08 dBm
Trace
Level (dBm)
0
−10
−20
−30
−40
−50
−60
−70
−80
−90
−100
5130.0
5290.0
Frequency (MHz)

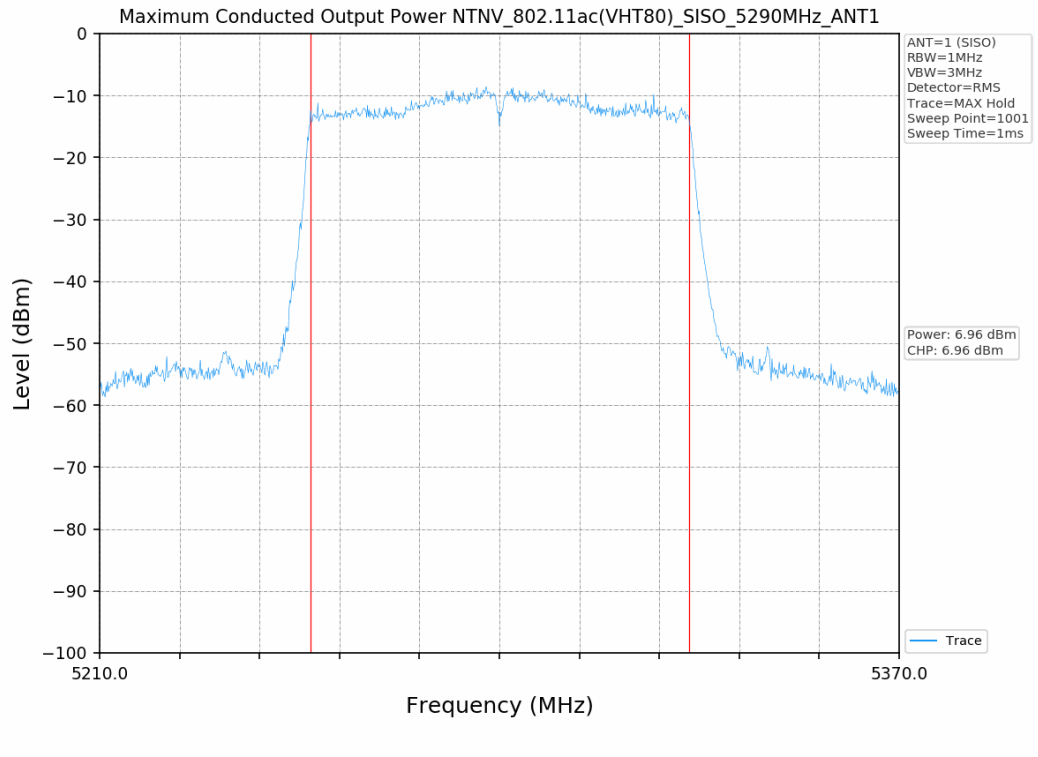
Maximum Conducted Output Power NTNV_802.11ac(VHT80)_SISO_5290MHz_ANT1
ANT=1 (SISO)
RBW=1MHz
VBW=3MHz
Detector=RMS
Trace=MAX Hold
Sweep Point=1001
Sweep Time=1ms
Power: 6.96 dBm
CHP: 6.96 dBm
Trace
Level (dBm)
0
−10
−20
−30
−40
−50
−60
−70
−80
−90
−100
5210.0
5370.0
Frequency (MHz)

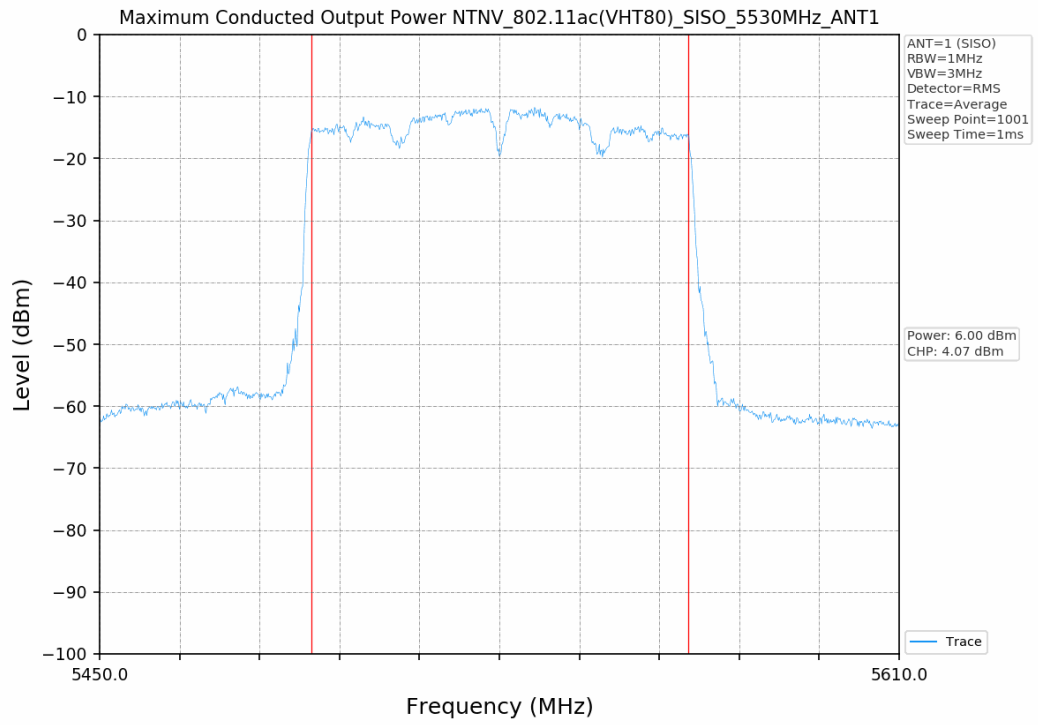
Maximum Conducted Output Power NTNV_802.11ac(VHT80)_SISO_5530MHz_ANT1
ANT=1 (SISO)
RBW=1MHz
VBW=3MHz
Detector=RMS
Trace=Average
Sweep Point=1001
Sweep Time=1ms
Power: 6.00 dBm
CHP: 4.07 dBm
Trace
Level (dBm)
0
−10
−20
−30
−40
−50
−60
−70
−80
−90
−100
5450.0
5610.0
Frequency (MHz)

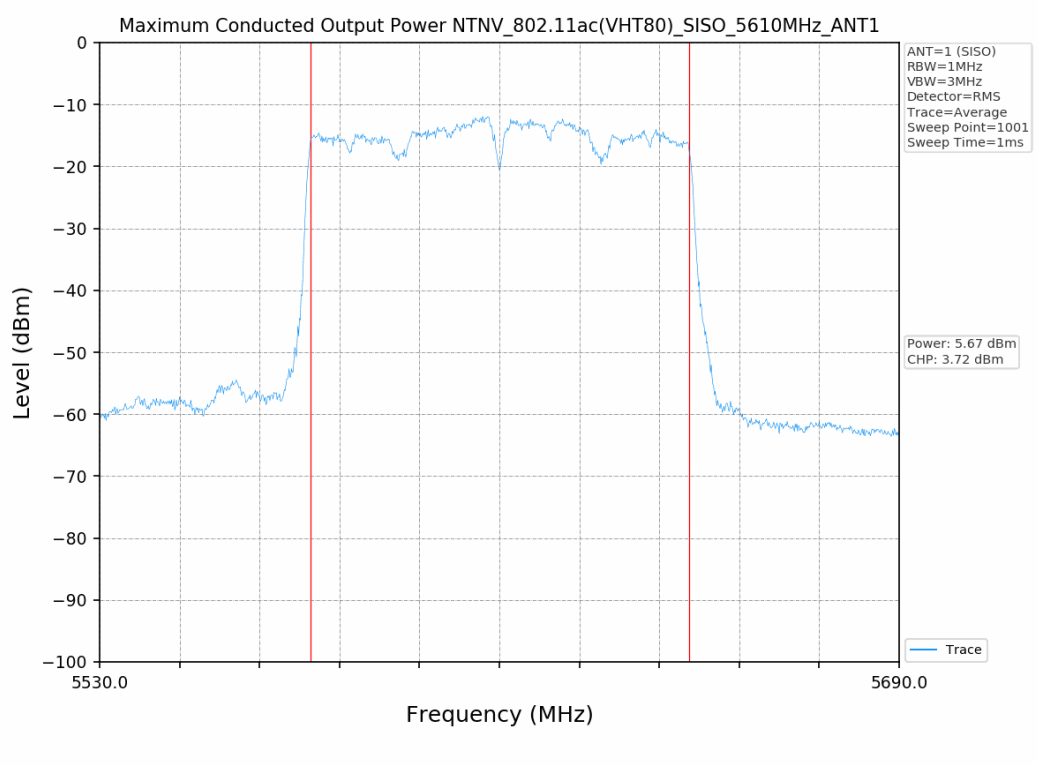
Maximum Conducted Output Power NTNV_802.11ac(VHT80)_SISO_5610MHz_ANT1
ANT=1 (SISO)
RBW=1MHz
VBW=3MHz
Detector=RMS
Trace=Average
Sweep Point=1001
Sweep Time=1ms
Power: 5.67 dBm
CHP: 3.72 dBm
Trace
Level (dBm)
0
−10
−20
−30
−40
−50
−60
−70
−80
−90
−100
5530.0
5690.0
Frequency (MHz)

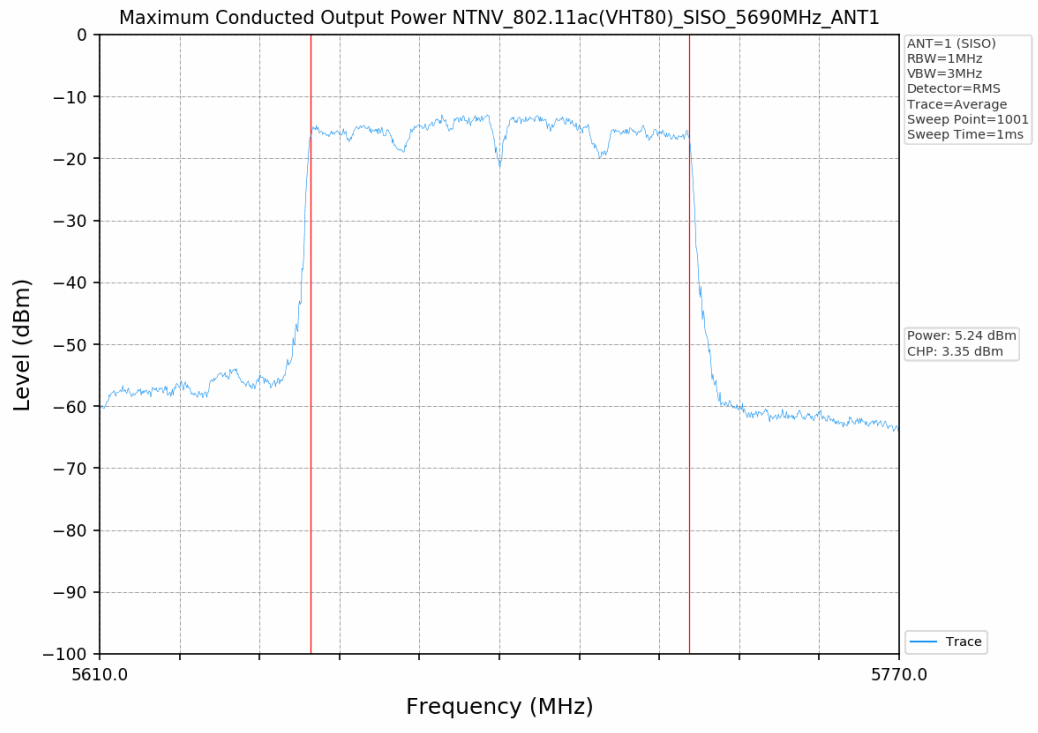
Maximum Conducted Output Power NTNV_802.11ac(VHT80)_SISO_5690MHz_ANT1
ANT=1 (SISO)
RBW=1MHz
VBW=3MHz
Detector=RMS
Trace=Average
Sweep Point=1001
Sweep Time=1ms
Power: 5.24 dBm
CHP: 3.35 dBm
Trace
Level (dBm)
0
−10
−20
−30
−40
−50
−60
−70
−80
−90
−100
5610.0
5770.0
Frequency (MHz)

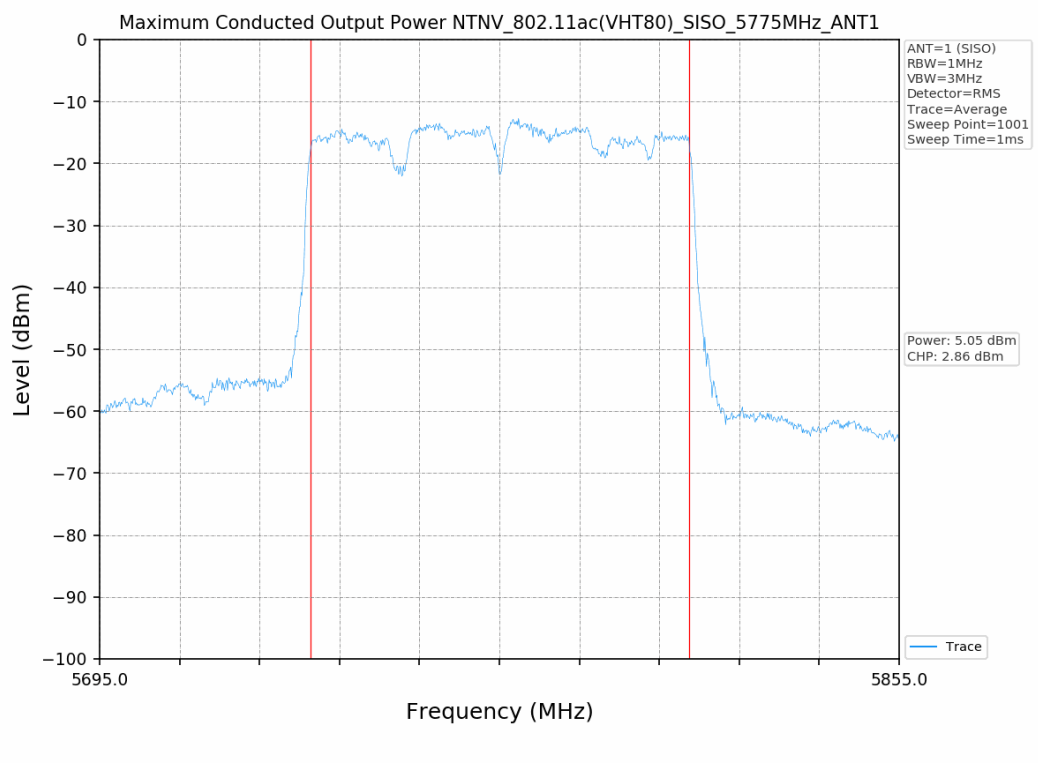

3. Maximum Power Spectral Density (PSD)

3.1 Test Result

Test Mode	Frequency (MHz)	Tx Type	Maximum Power Spectral Density (dBm/MHz)	Limits (dBm/MHz)	Verdict
			Ant 1		
802.11a	5180	SISO	0.93	≤11	PASS
	5200	SISO	1.05	≤11	PASS
	5240	SISO	0.74	≤11	PASS
	5260	SISO	0.56	≤11	PASS
	5300	SISO	0.67	≤11	PASS
	5320	SISO	0.38	≤11	PASS
	5500	SISO	0.81	≤11	PASS
	5580	SISO	0.15	≤11	PASS
	5600	SISO	0.55	≤11	PASS
	5700	SISO	-0.06	≤11	PASS
	5720	SISO	-0.02	≤11	PASS
802.11n(HT20)	5180	SISO	-0.96	≤11	PASS
	5200	SISO	-1.14	≤11	PASS
	5240	SISO	-0.84	≤11	PASS
	5260	SISO	-1.53	≤11	PASS
	5300	SISO	-1.56	≤11	PASS
	5320	SISO	-1.09	≤11	PASS
	5500	SISO	-0.75	≤11	PASS
	5580	SISO	-1.70	≤11	PASS
	5600	SISO	-1.49	≤11	PASS
	5700	SISO	-1.84	≤11	PASS

	5720	SISO	-1.84	≤11	PASS
802.11n(HT40)	5190	SISO	-2.63	≤11	PASS
	5230	SISO	-1.69	≤11	PASS
	5270	SISO	4.21	≤11	PASS
	5310	SISO	-2.81	≤11	PASS
	5510	SISO	4.81	≤11	PASS
	5550	SISO	-2.58	≤11	PASS
	5590	SISO	-1.85	≤11	PASS
	5670	SISO	3.46	≤11	PASS
	5710	SISO	-2.95	≤11	PASS
802.11ac(VHT20)	5180	SISO	-1.26	≤11	PASS
	5200	SISO	-1.50	≤11	PASS
	5240	SISO	-1.39	≤11	PASS
	5260	SISO	-1.50	≤11	PASS
	5300	SISO	-1.67	≤11	PASS
	5320	SISO	-1.80	≤11	PASS
	5500	SISO	-1.35	≤11	PASS
	5580	SISO	-2.15	≤11	PASS
	5600	SISO	5.60	≤11	PASS
	5700	SISO	-2.38	≤11	PASS
	5720	SISO	-2.25	≤11	PASS
802.11ac(VHT40)	5190	SISO	-2.23	≤11	PASS
	5230	SISO	-2.91	≤11	PASS
	5270	SISO	-2.39	≤11	PASS
	5310	SISO	-2.55	≤11	PASS
	5510	SISO	-2.01	≤11	PASS
	5550	SISO	-2.58	≤11	PASS
	5590	SISO	-3.05	≤11	PASS
	5670	SISO	-3.06	≤11	PASS
	5710	SISO	-2.68	≤11	PASS
802.11ac(VHT80)	5210	SISO	-9.17	≤11	PASS
	5290	SISO	-4.14	≤11	PASS
	5530	SISO	-9.70	≤11	PASS
	5610	SISO	-9.97	≤11	PASS
	5690	SISO	-10.84	≤11	PASS

Test Mode	Frequency (MHz)	Tx Type	Maximum Power Spectral Density (dBm/500kHz)	Limits (dBm/500kHz)	Verdict
			Ant 1		
802.11a	5745	SISO	-3.25	≤30	PASS
	5785	SISO	-3.55	≤30	PASS
	5825	SISO	-3.40	≤30	PASS
802.11n(HT20)	5745	SISO	-5.16	≤30	PASS
	5785	SISO	-5.60	≤30	PASS
	5825	SISO	-5.03	≤30	PASS
802.11n(HT40)	5755	SISO	-6.43	≤30	PASS
	5795	SISO	0.17	≤30	PASS
802.11ac(VHT20)	5745	SISO	-5.48	≤30	PASS
	5785	SISO	-5.93	≤30	PASS
	5825	SISO	-5.69	≤30	PASS
802.11ac(VHT40)	5755	SISO	-6.02	≤30	PASS
	5795	SISO	-6.17	≤30	PASS
802.11ac(VHT80)	5775	SISO	-13.31	≤30	PASS

3.2 Test Graph

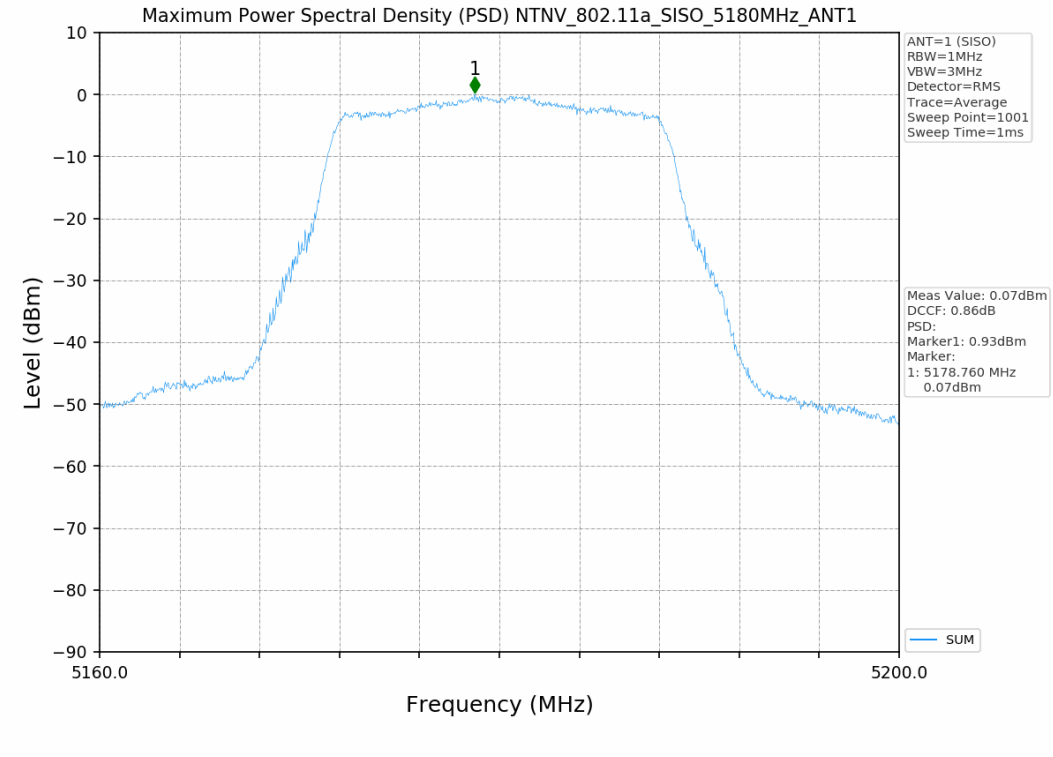

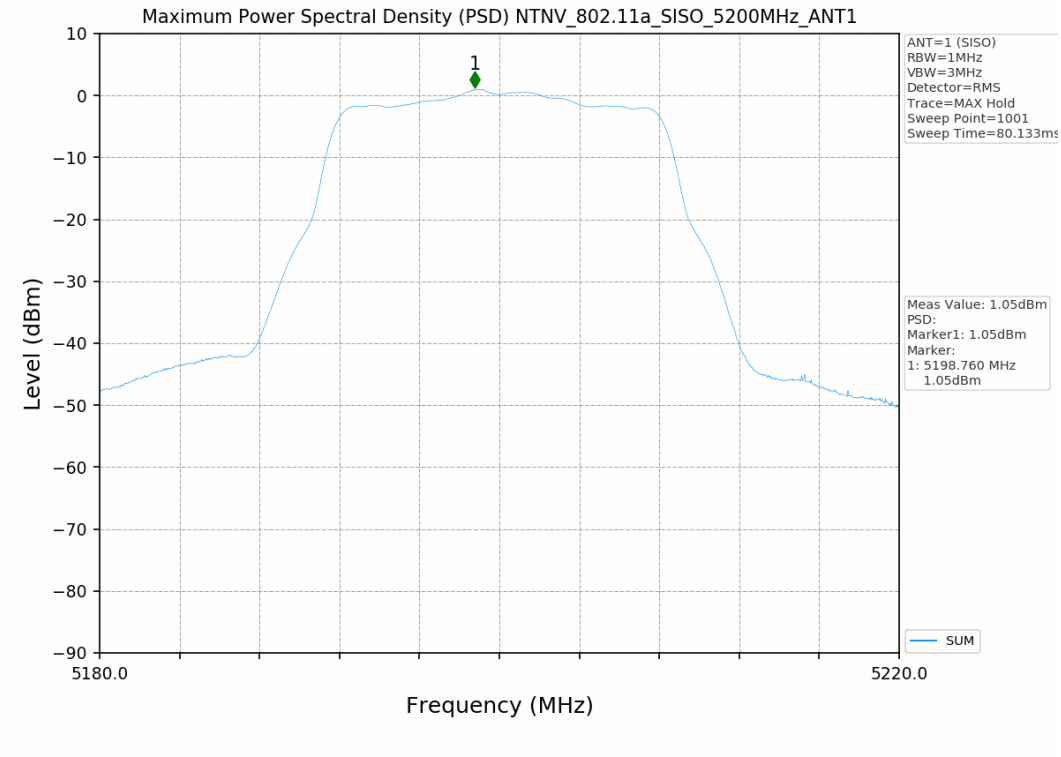

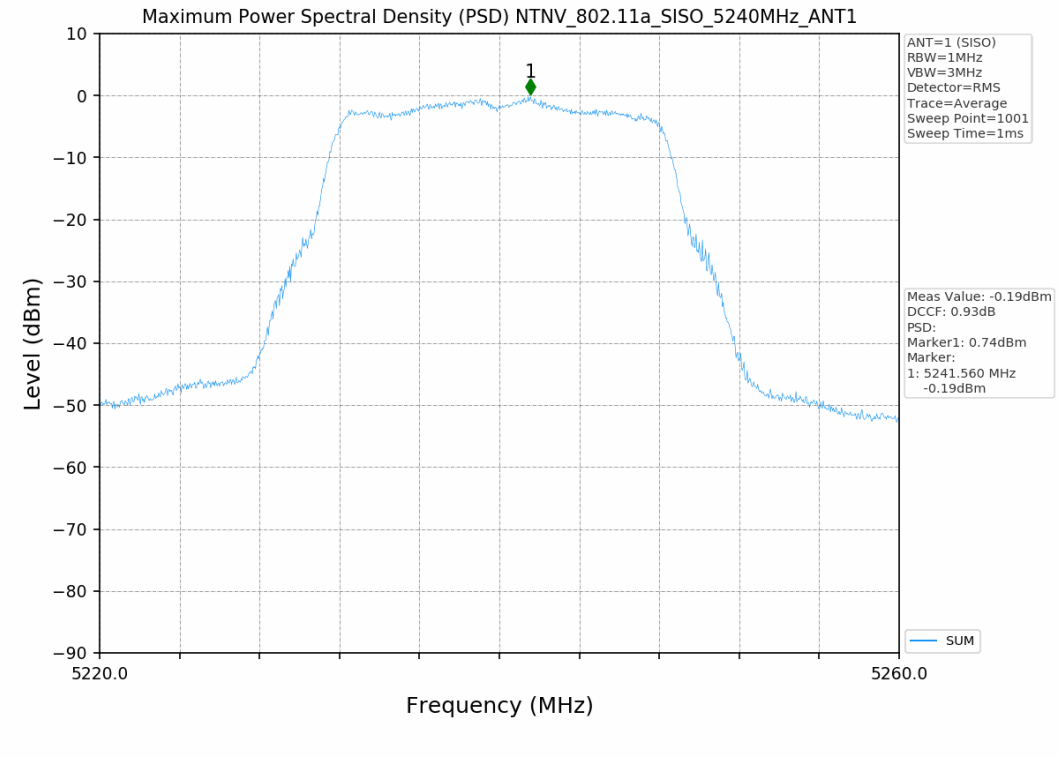
Maximum Power Spectral Density (PSD) NTNV_802.11a_SISO_5240MHz_ANT1
Level (dBm)
Frequency (MHz)
5220.0
5260.0
10
0
−10
−20
−30
−40
−50
−60
−70
−80
−90
1
ANT=1 (SISO)
RBW=1MHz
VBW=3MHz
Detector=RMS
Trace=Average
Sweep Point=1001
Sweep Time=1ms
Meas Value: -0.19dBm
DCCF: 0.93dB
PSD:
Marker1: 0.74dBm
Marker:
1: 5241.560 MHz
-0.19dBm
SUM

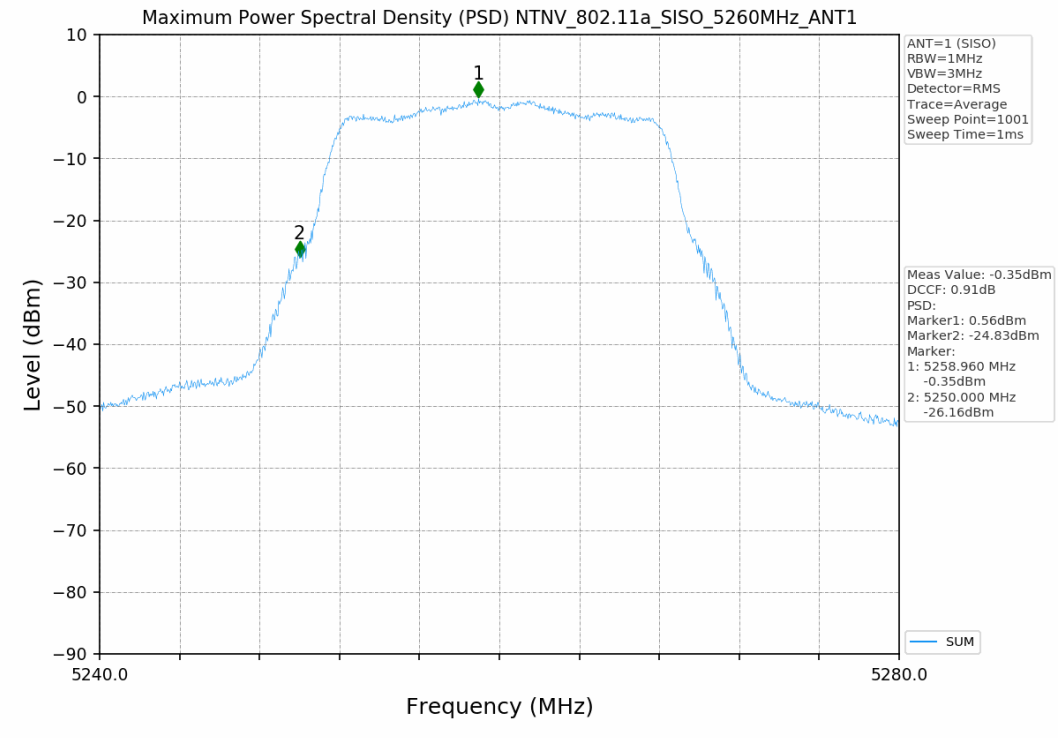
Maximum Power Spectral Density (PSD) NTNV_802.11a_SISO_5260MHz_ANT1
Level (dBm)
Frequency (MHz)
5240.0
5280.0
10
0
−10
−20
−30
−40
−50
−60
−70
−80
−90
1
2
ANT=1 (SISO)
RBW=1MHz
VBW=3MHz
Detector=RMS
Trace=Average
Sweep Point=1001
Sweep Time=1ms
Meas Value: -0.35dBm
DCCF: 0.91dB
PSD:
Marker1: 0.56dBm
Marker2: -24.83dBm
Marker:
1: 5258.960 MHz
-0.35dBm
2: 5250.000 MHz
-26.16dBm
SUM

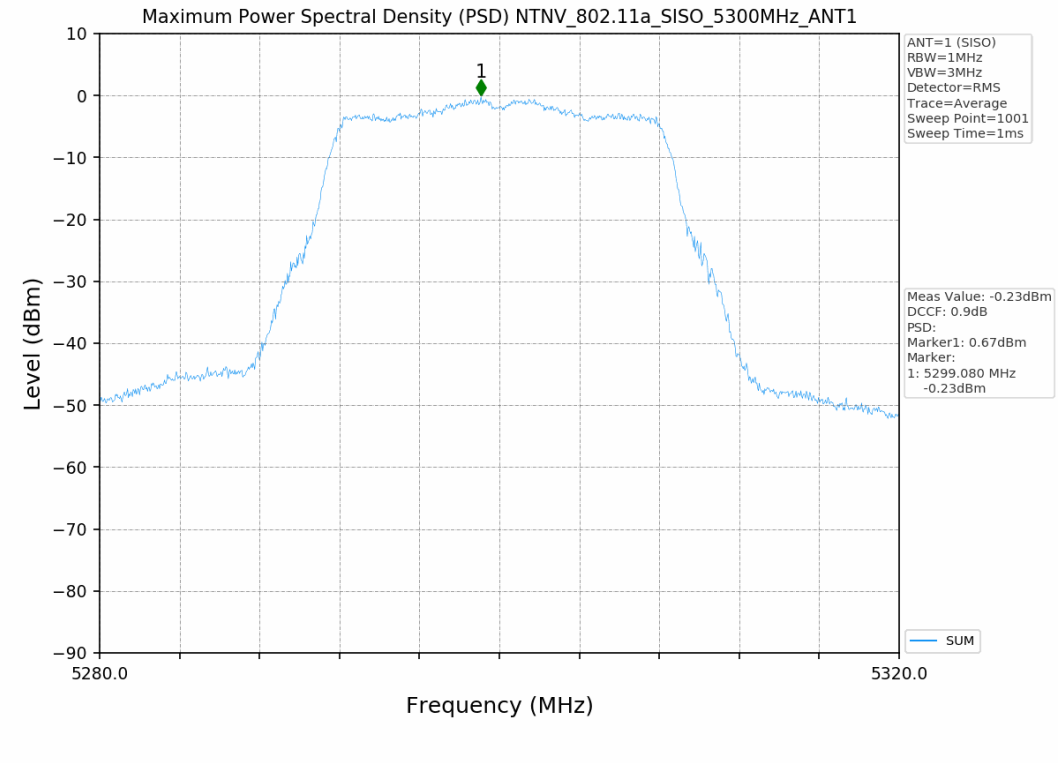
Maximum Power Spectral Density (PSD) NTNV_802.11a_SISO_5300MHz_ANT1
ANT=1 (SISO)
RBW=1MHz
VBW=3MHz
Detector=RMS
Trace=Average
Sweep Point=1001
Sweep Time=1ms
Meas Value: -0.23dBm
DCCF: 0.9dB
PSD:
Marker1: 0.67dBm
Marker:
1: 5299.080 MHz
-0.23dBm
SUM
Level (dBm)
Frequency (MHz)
5280.0
5320.0

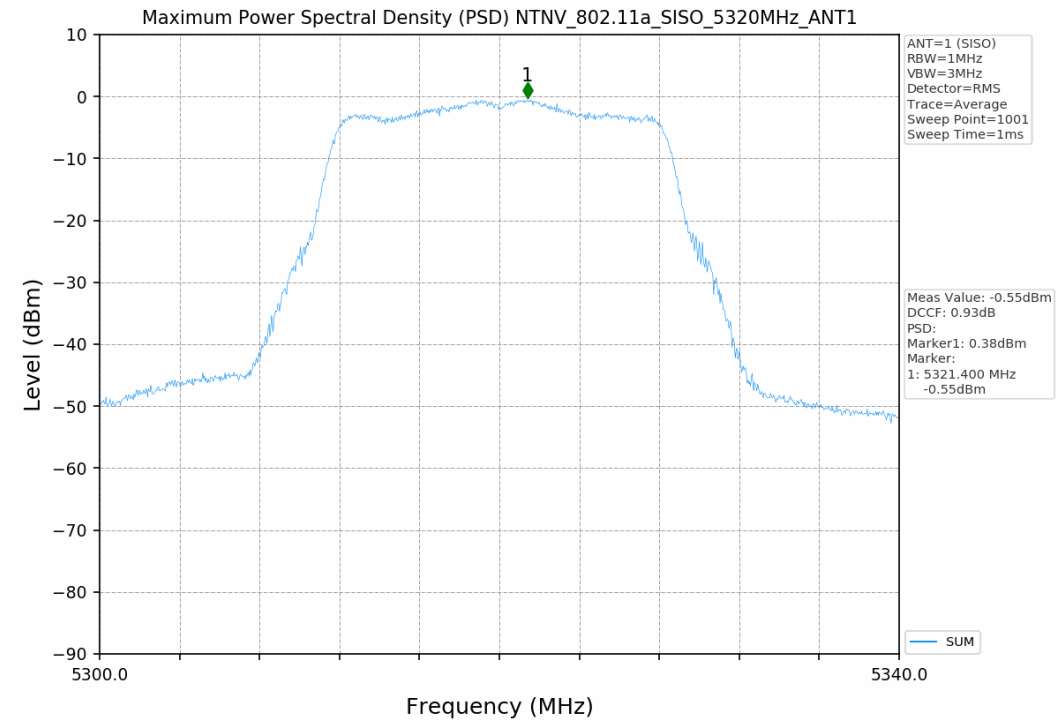
Maximum Power Spectral Density (PSD) NTNV_802.11a_SISO_5320MHz_ANT1
ANT=1 (SISO)
RBW=1MHz
VBW=3MHz
Detector=RMS
Trace=Average
Sweep Point=1001
Sweep Time=1ms
Meas Value: -0.55dBm
DCCF: 0.93dB
PSD:
Marker1: 0.38dBm
Marker:
1: 5321.400 MHz
-0.55dBm
SUM
Level (dBm)
Frequency (MHz)
5300.0
5340.0

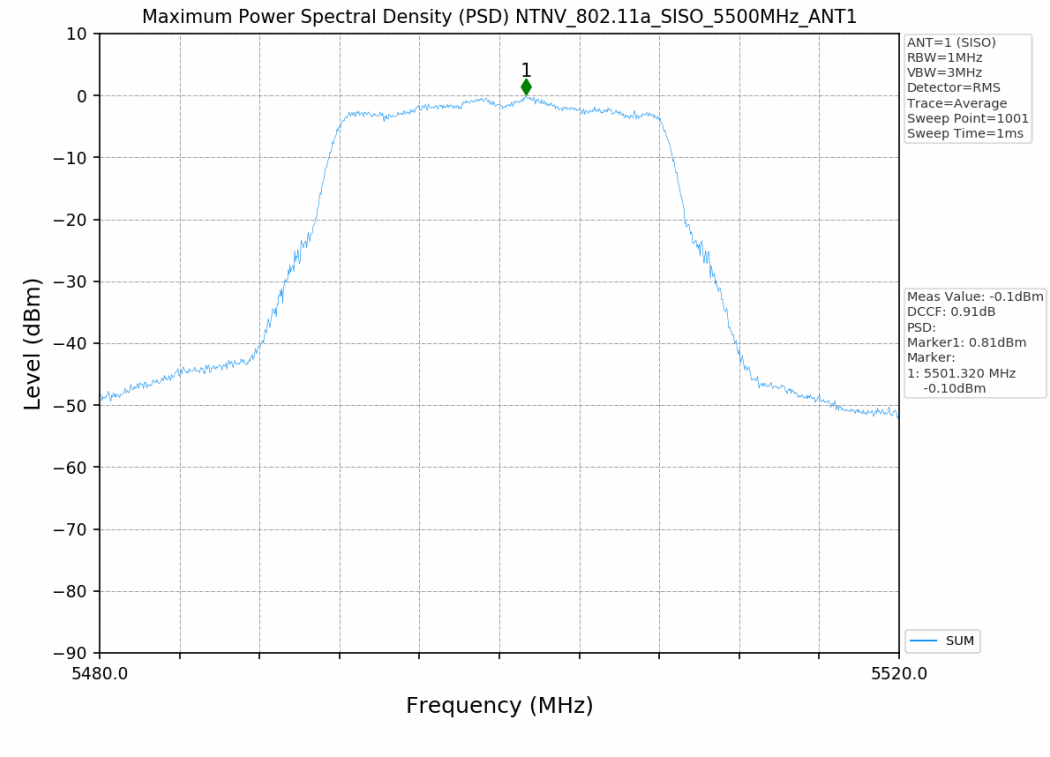
Maximum Power Spectral Density (PSD) NTNV_802.11a_SISO_5500MHz_ANT1
Level (dBm)
Frequency (MHz)
5480.0
5520.0
10
0
−10
−20
−30
−40
−50
−60
−70
−80
−90
1
ANT=1 (SISO)
RBW=1MHz
VBW=3MHz
Detector=RMS
Trace=Average
Sweep Point=1001
Sweep Time=1ms
Meas Value: -0.1dBm
DCCF: 0.91dB
PSD:
Marker1: 0.81dBm
Marker:
1: 5501.320 MHz
-0.10dBm
SUM

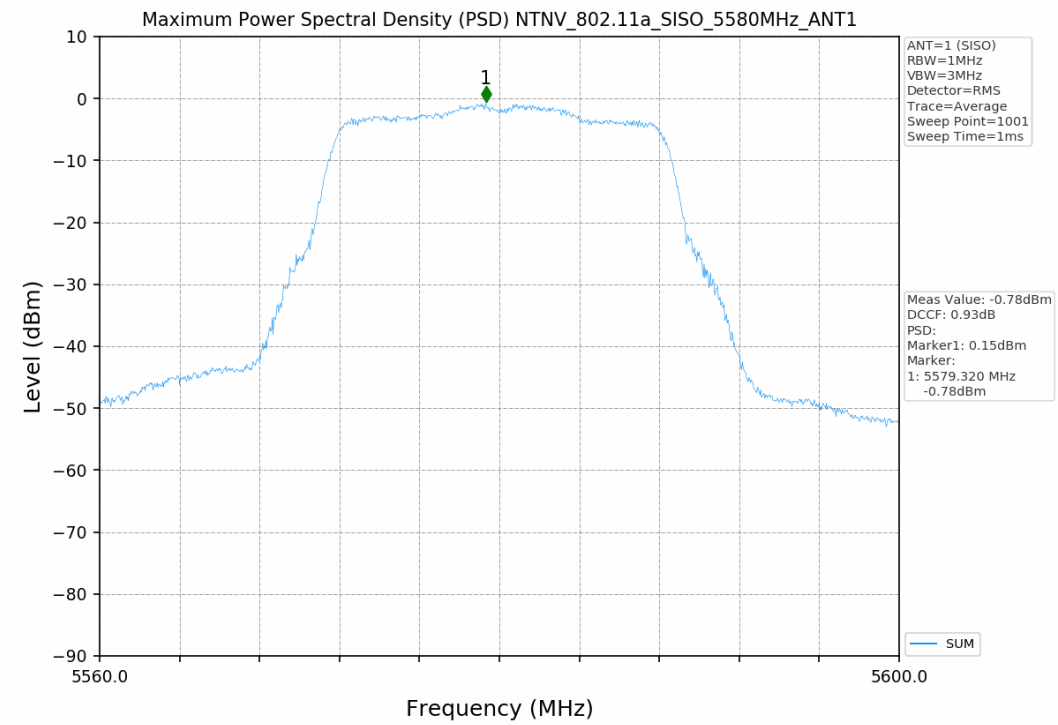
Maximum Power Spectral Density (PSD) NTNV_802.11a_SISO_5580MHz_ANT1
Level (dBm)
Frequency (MHz)
5560.0
5600.0
10
0
−10
−20
−30
−40
−50
−60
−70
−80
−90
1
ANT=1 (SISO)
RBW=1MHz
VBW=3MHz
Detector=RMS
Trace=Average
Sweep Point=1001
Sweep Time=1ms
Meas Value: -0.78dBm
DCCF: 0.93dB
PSD:
Marker1: 0.15dBm
Marker:
1: 5579.320 MHz
-0.78dBm
SUM

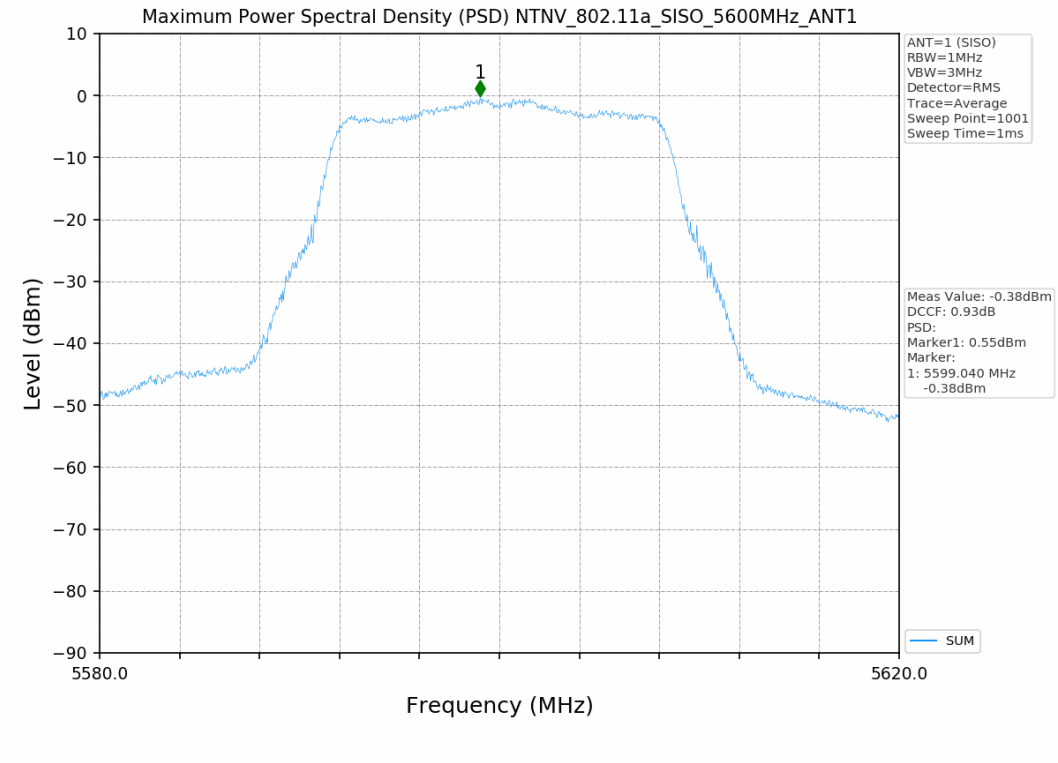
Maximum Power Spectral Density (PSD) NTNV_802.11a_SISO_5600MHz_ANT1
ANT=1 (SISO)
RBW=1MHz
VBW=3MHz
Detector=RMS
Trace=Average
Sweep Point=1001
Sweep Time=1ms
Meas Value: -0.38dBm
DCCF: 0.93dB
PSD:
Marker1: 0.55dBm
Marker:
1: 5599.040 MHz
-0.38dBm
SUM
Level (dBm)
Frequency (MHz)
5580.0
5620.0

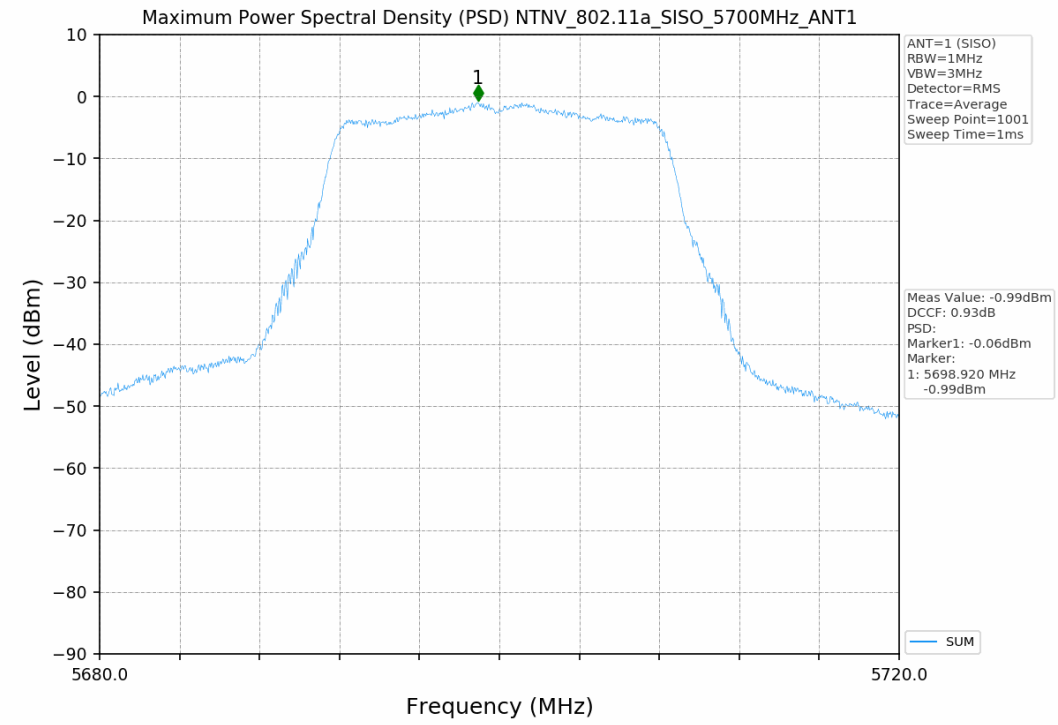
Maximum Power Spectral Density (PSD) NTNV_802.11a_SISO_5700MHz_ANT1
ANT=1 (SISO)
RBW=1MHz
VBW=3MHz
Detector=RMS
Trace=Average
Sweep Point=1001
Sweep Time=1ms
Meas Value: -0.99dBm
DCCF: 0.93dB
PSD:
Marker1: -0.06dBm
Marker:
1: 5698.920 MHz
-0.99dBm
SUM
Level (dBm)
Frequency (MHz)
5680.0
5720.0

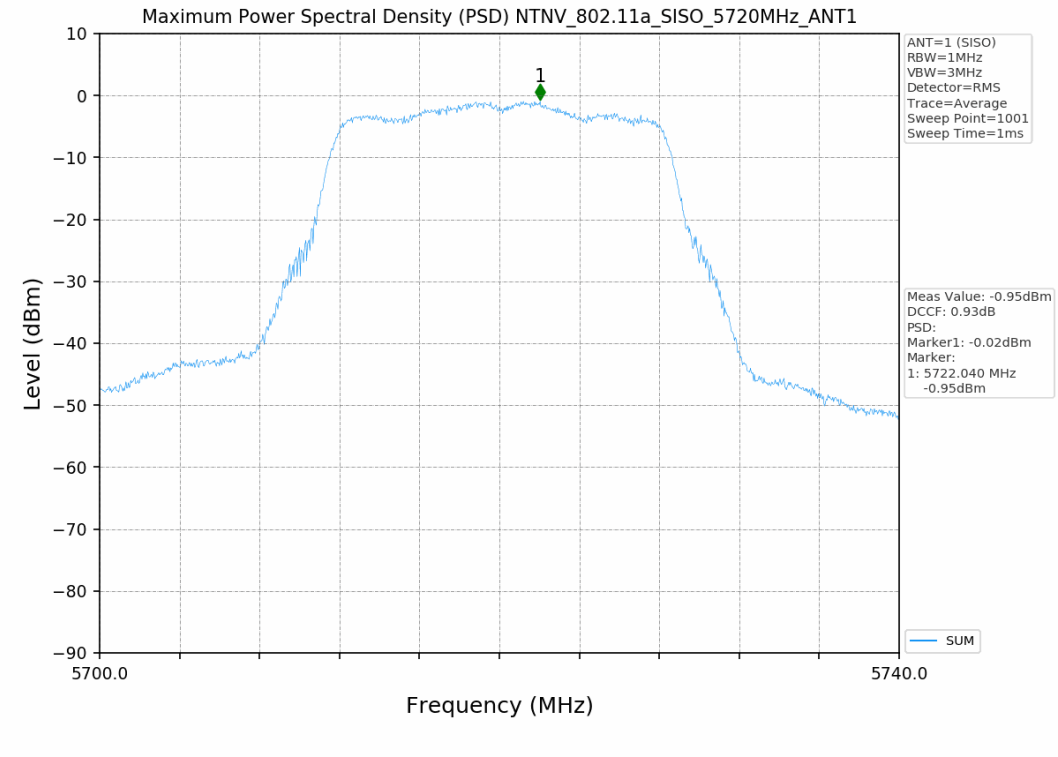
Maximum Power Spectral Density (PSD) NTNV_802.11a_SISO_5720MHz_ANT1
ANT=1 (SISO)
RBW=1MHz
VBW=3MHz
Detector=RMS
Trace=Average
Sweep Point=1001
Sweep Time=1ms
Meas Value: -0.95dBm
DCCF: 0.93dB
PSD:
Marker1: -0.02dBm
Marker:
1: 5722.040 MHz
-0.95dBm
SUM
Level (dBm)
Frequency (MHz)
5700.0
5740.0

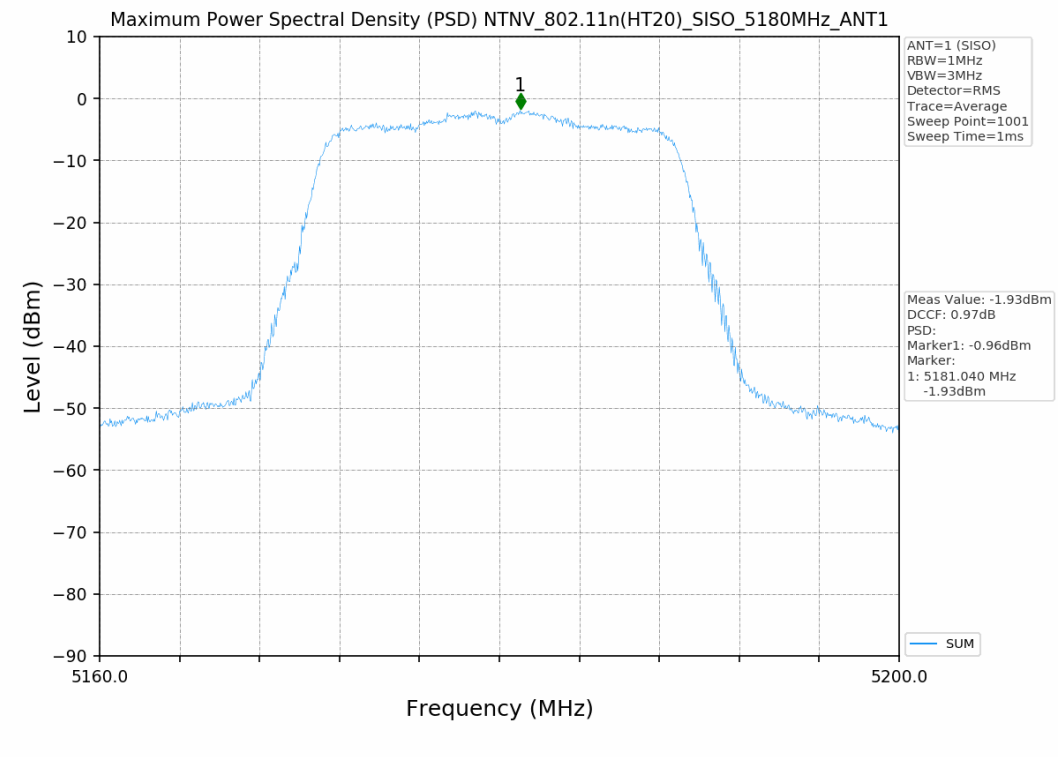
Maximum Power Spectral Density (PSD) NTNV_802.11n(HT20)_SISO_5180MHz_ANT1
ANT=1 (SISO)
RBW=1MHz
VBW=3MHz
Detector=RMS
Trace=Average
Sweep Point=1001
Sweep Time=1ms
Meas Value: -1.93dBm
DCCF: 0.97dB
PSD:
Marker1: -0.96dBm
Marker:
1: 5181.040 MHz
-1.93dBm
SUM
Level (dBm)
Frequency (MHz)
5160.0
5200.0

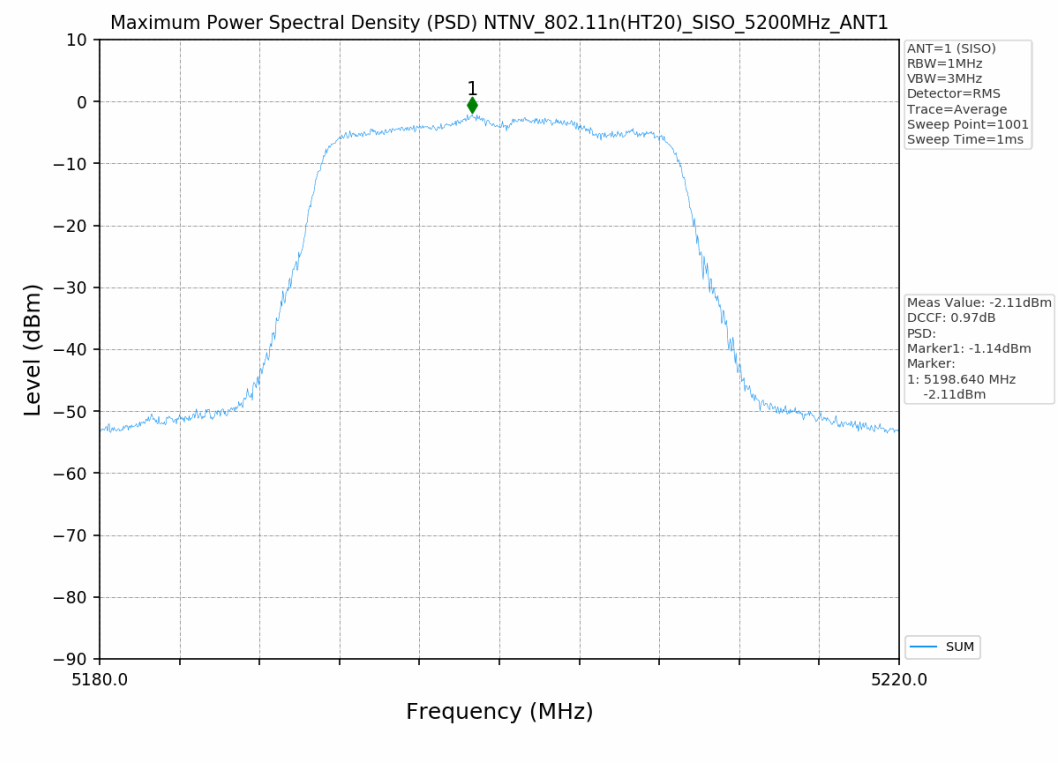
Maximum Power Spectral Density (PSD) NTNV_802.11n(HT20)_SISO_5200MHz_ANT1
ANT=1 (SISO)
RBW=1MHz
VBW=3MHz
Detector=RMS
Trace=Average
Sweep Point=1001
Sweep Time=1ms
Meas Value: -2.11dBm
DCCF: 0.97dB
PSD:
Marker1: -1.14dBm
Marker:
1: 5198.640 MHz
-2.11dBm
SUM
Level (dBm)
Frequency (MHz)
5180.0
5220.0

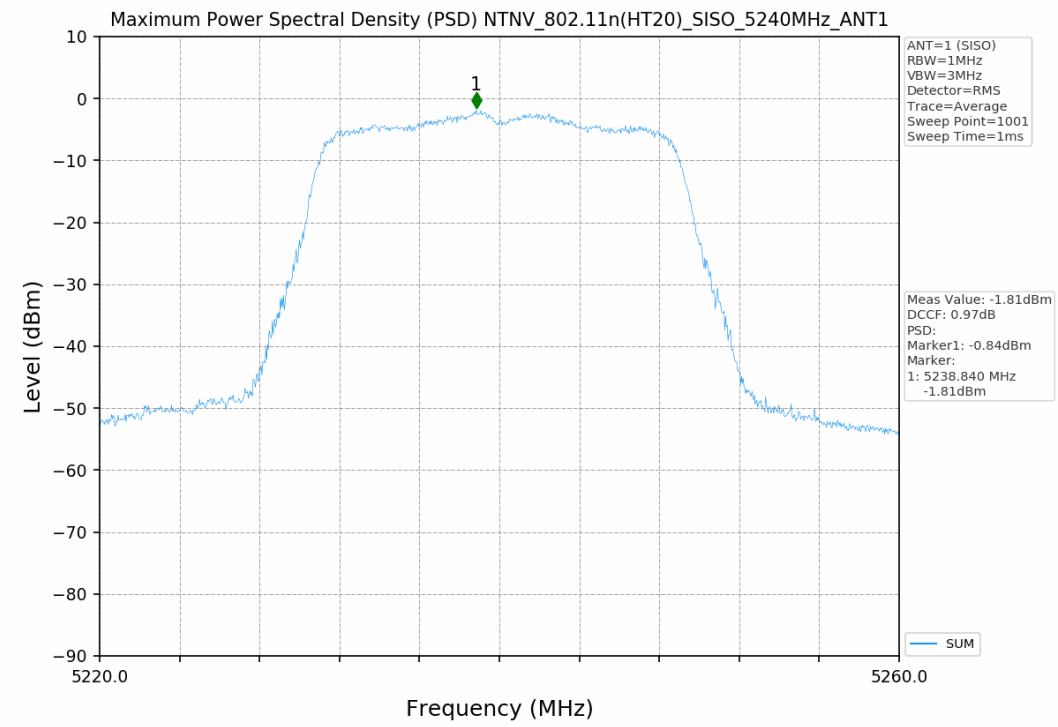
Maximum Power Spectral Density (PSD) NTNV_802.11n(HT20)_SISO_5240MHz_ANT1
ANT=1 (SISO)
RBW=1MHz
VBW=3MHz
Detector=RMS
Trace=Average
Sweep Point=1001
Sweep Time=1ms
Meas Value: -1.81dBm
DCCF: 0.97dB
PSD:
Marker1: -0.84dBm
Marker:
1: 5238.840 MHz
-1.81dBm
SUM
Level (dBm)
Frequency (MHz)
5220.0
5260.0

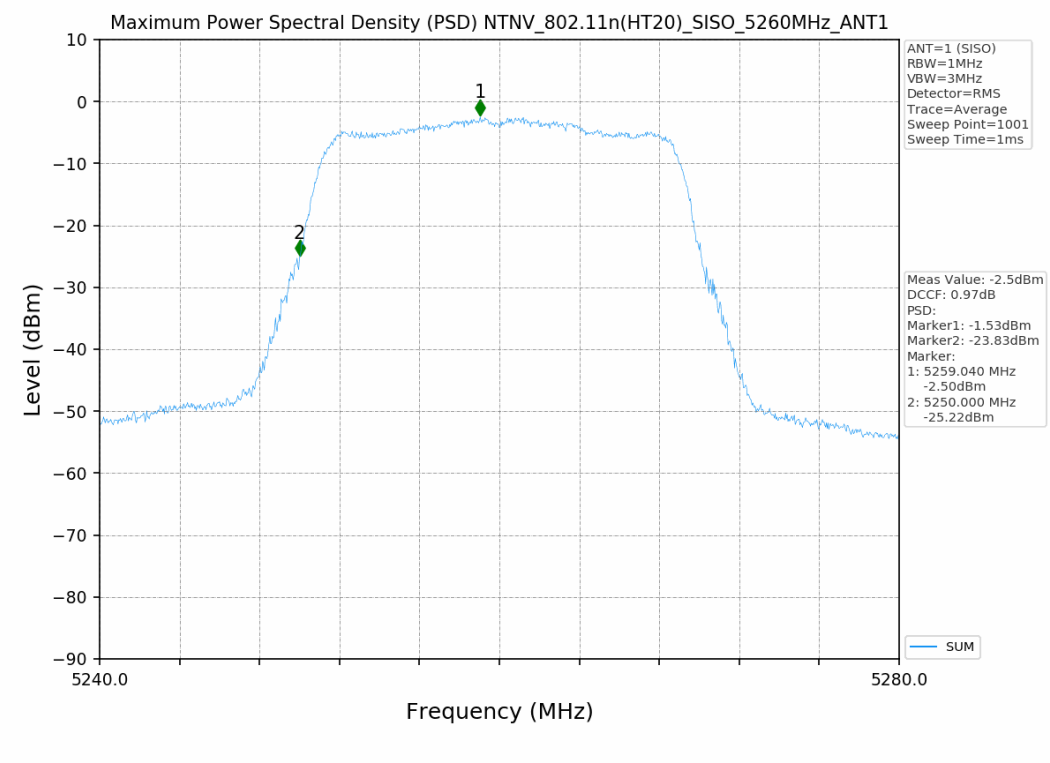
Maximum Power Spectral Density (PSD) NTNV_802.11n(HT20)_SISO_5260MHz_ANT1
ANT=1 (SISO)
RBW=1MHz
VBW=3MHz
Detector=RMS
Trace=Average
Sweep Point=1001
Sweep Time=1ms
Meas Value: -2.5dBm
DCCF: 0.97dB
PSD:
Marker1: -1.53dBm
Marker2: -23.83dBm
Marker:
1: 5259.040 MHz
-2.50dBm
2: 5250.000 MHz
-25.22dBm
SUM
Level (dBm)
Frequency (MHz)
5240.0
5280.0

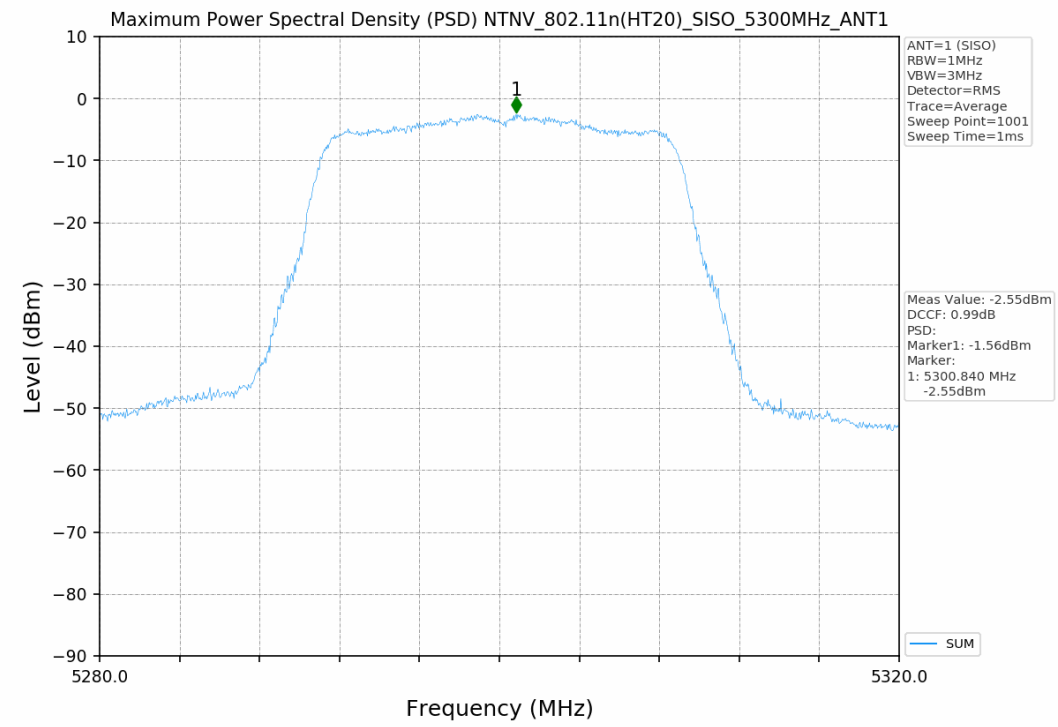
Maximum Power Spectral Density (PSD) NTNV_802.11n(HT20)_SISO_5300MHz_ANT1
ANT=1 (SISO)
RBW=1MHz
VBW=3MHz
Detector=RMS
Trace=Average
Sweep Point=1001
Sweep Time=1ms
Meas Value: -2.55dBm
DCCF: 0.99dB
PSD:
Marker1: -1.56dBm
Marker:
1: 5300.840 MHz
-2.55dBm
SUM
Level (dBm)
Frequency (MHz)
5280.0
5320.0

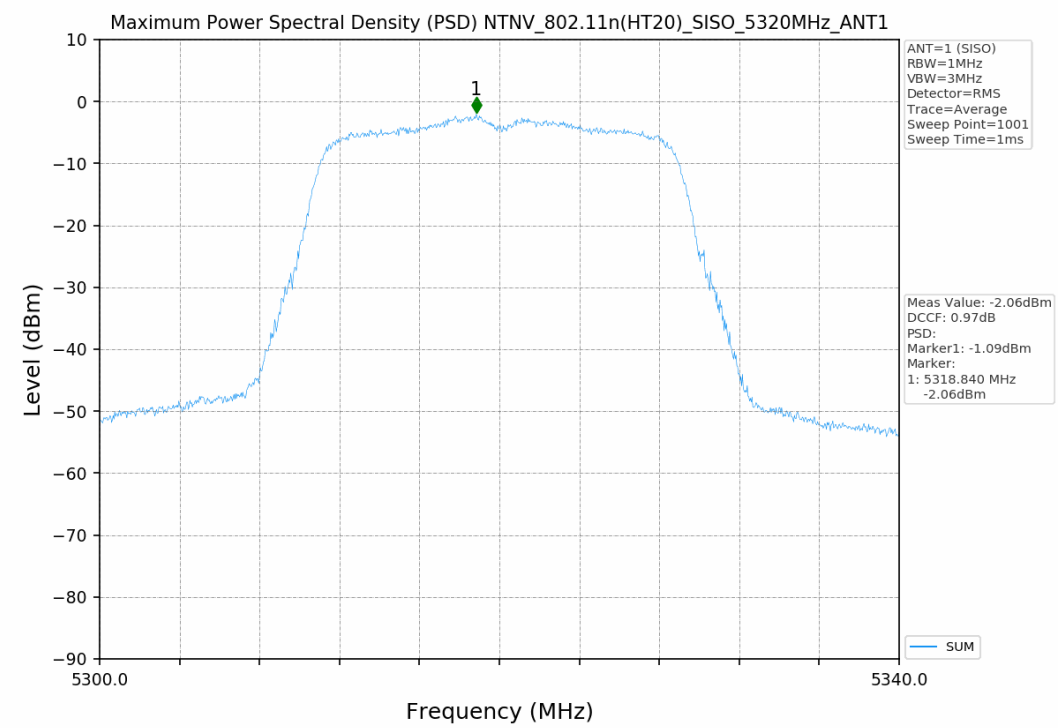
Maximum Power Spectral Density (PSD) NTNV_802.11n(HT20)_SISO_5320MHz_ANT1
ANT=1 (SISO)
RBW=1MHz
VBW=3MHz
Detector=RMS
Trace=Average
Sweep Point=1001
Sweep Time=1ms
Meas Value: -2.06dBm
DCCF: 0.97dB
PSD:
Marker1: -1.09dBm
Marker:
1: 5318.840 MHz
-2.06dBm
SUM
Level (dBm)
Frequency (MHz)
5300.0
5340.0

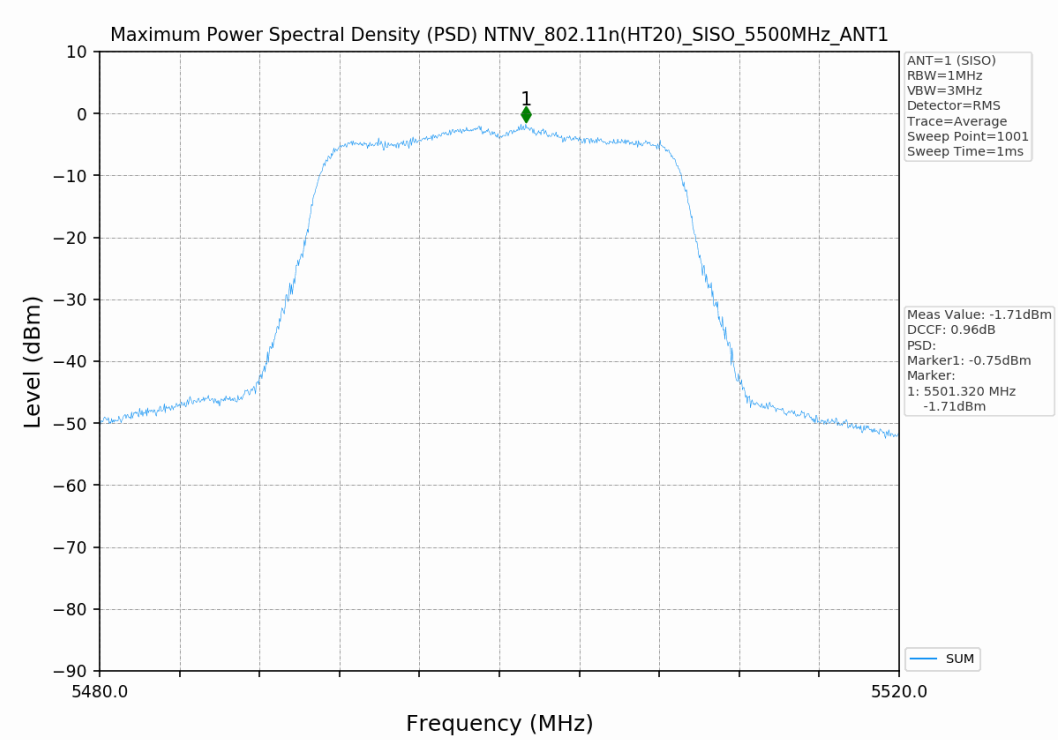
Maximum Power Spectral Density (PSD) NTNV_802.11n(HT20)_SISO_5500MHz_ANT1
ANT=1 (SISO)
RBW=1MHz
VBW=3MHz
Detector=RMS
Trace=Average
Sweep Point=1001
Sweep Time=1ms
Meas Value: -1.71dBm
DCCF: 0.96dB
PSD:
Marker1: -0.75dBm
Marker:
1: 5501.320 MHz
-1.71dBm
SUM
Level (dBm)
Frequency (MHz)
5480.0
5520.0

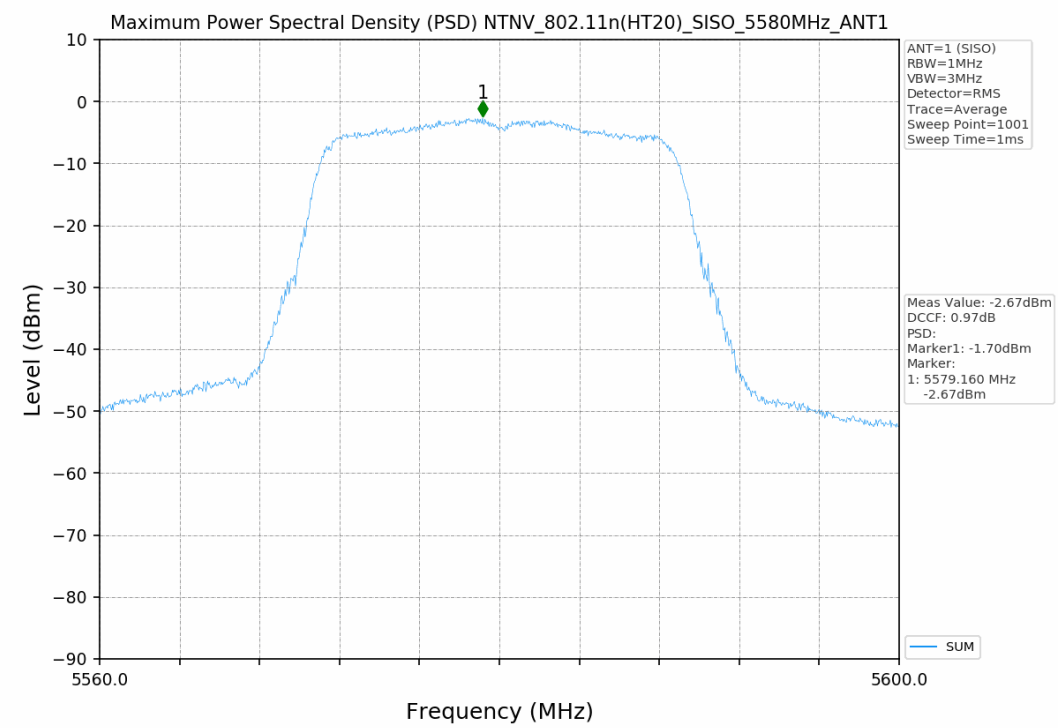
Maximum Power Spectral Density (PSD) NTNV_802.11n(HT20)_SISO_5580MHz_ANT1
ANT=1 (SISO)
RBW=1MHz
VBW=3MHz
Detector=RMS
Trace=Average
Sweep Point=1001
Sweep Time=1ms
Meas Value: -2.67dBm
DCCF: 0.97dB
PSD:
Marker1: -1.70dBm
Marker:
1: 5579.160 MHz
-2.67dBm
SUM
Level (dBm)
Frequency (MHz)
5560.0
5600.0

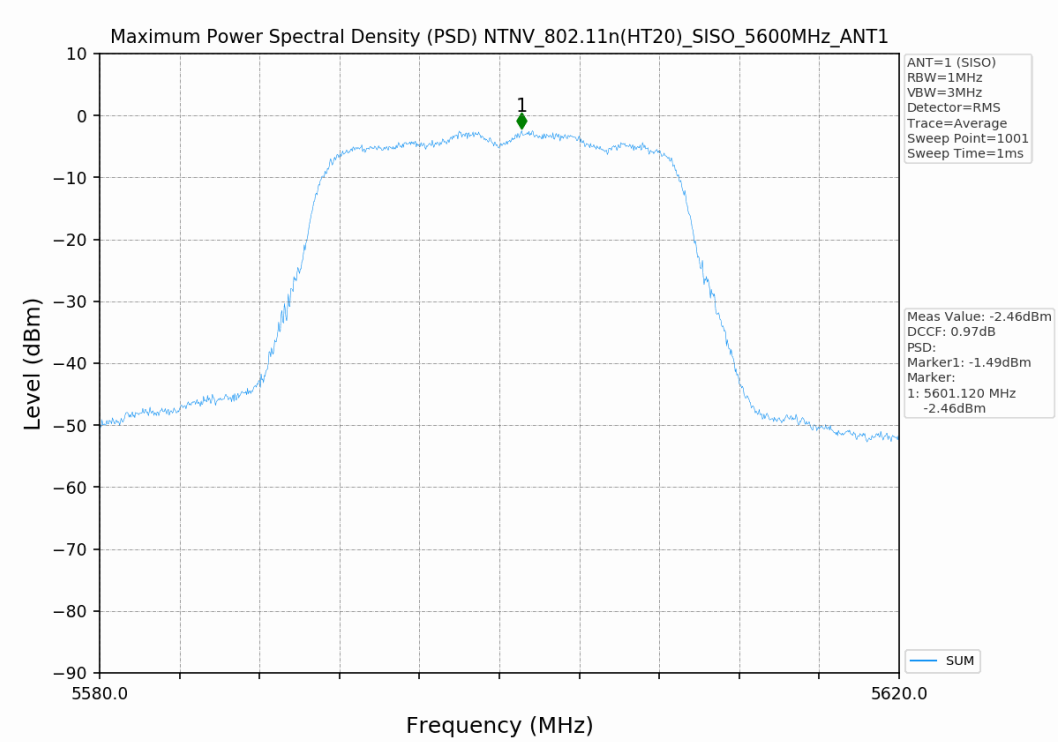
Maximum Power Spectral Density (PSD) NTNV_802.11n(HT20)_SISO_5600MHz_ANT1
ANT=1 (SISO)
RBW=1MHz
VBW=3MHz
Detector=RMS
Trace=Average
Sweep Point=1001
Sweep Time=1ms
Meas Value: -2.46dBm
DCCF: 0.97dB
PSD:
Marker1: -1.49dBm
Marker:
1: 5601.120 MHz
-2.46dBm
SUM
Level (dBm)
Frequency (MHz)
5580.0
5620.0

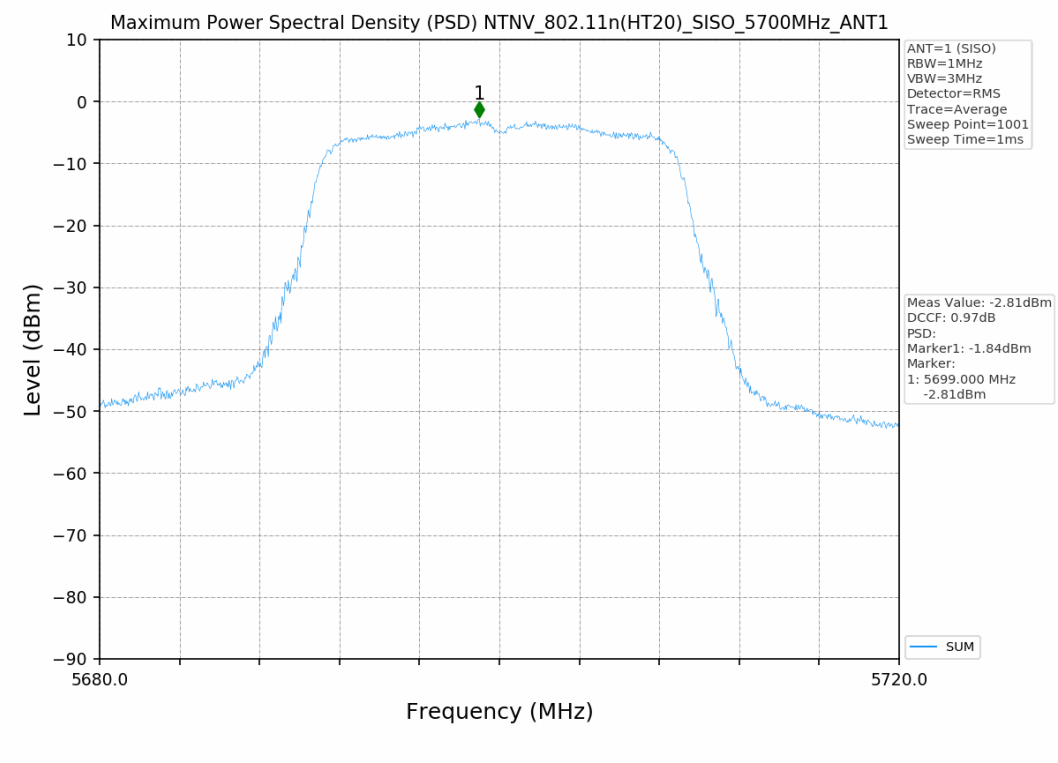
Maximum Power Spectral Density (PSD) NTNV_802.11n(HT20)_SISO_5700MHz_ANT1
ANT=1 (SISO)
RBW=1MHz
VBW=3MHz
Detector=RMS
Trace=Average
Sweep Point=1001
Sweep Time=1ms
Meas Value: -2.81dBm
DCCF: 0.97dB
PSD:
Marker1: -1.84dBm
Marker:
1: 5699.000 MHz
-2.81dBm
SUM
Level (dBm)
Frequency (MHz)
5680.0
5720.0

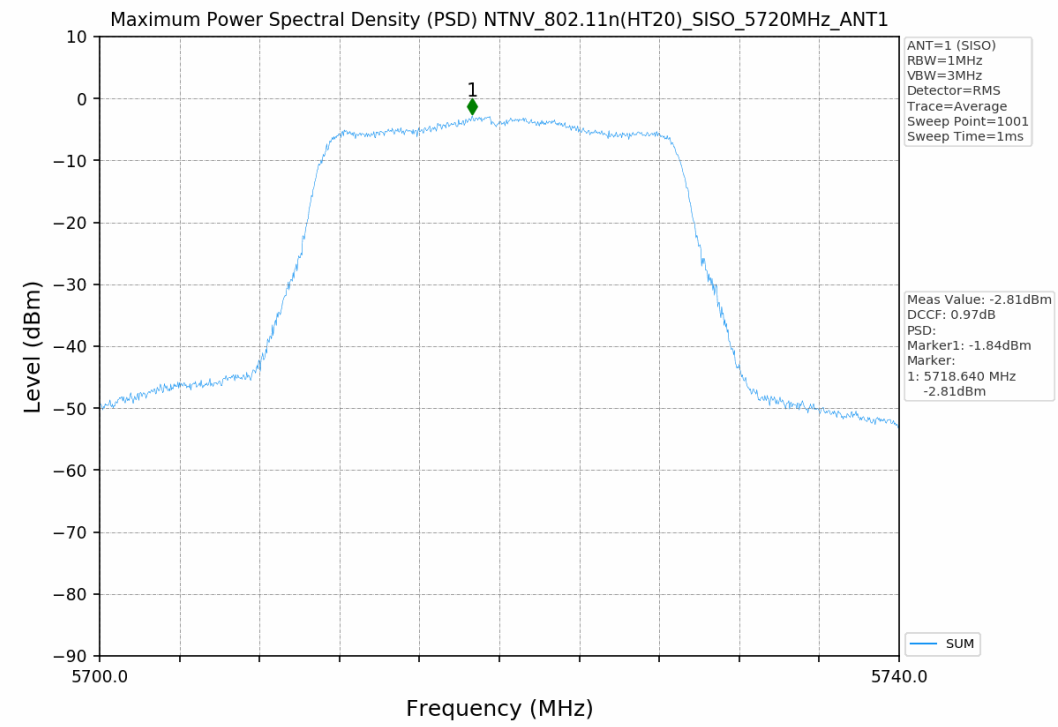
Maximum Power Spectral Density (PSD) NTNV_802.11n(HT20)_SISO_5720MHz_ANT1
ANT=1 (SISO)
RBW=1MHz
VBW=3MHz
Detector=RMS
Trace=Average
Sweep Point=1001
Sweep Time=1ms
Meas Value: -2.81dBm
DCCF: 0.97dB
PSD:
Marker1: -1.84dBm
Marker:
1: 5718.640 MHz
-2.81dBm
SUM
Level (dBm)
Frequency (MHz)
5700.0
5740.0

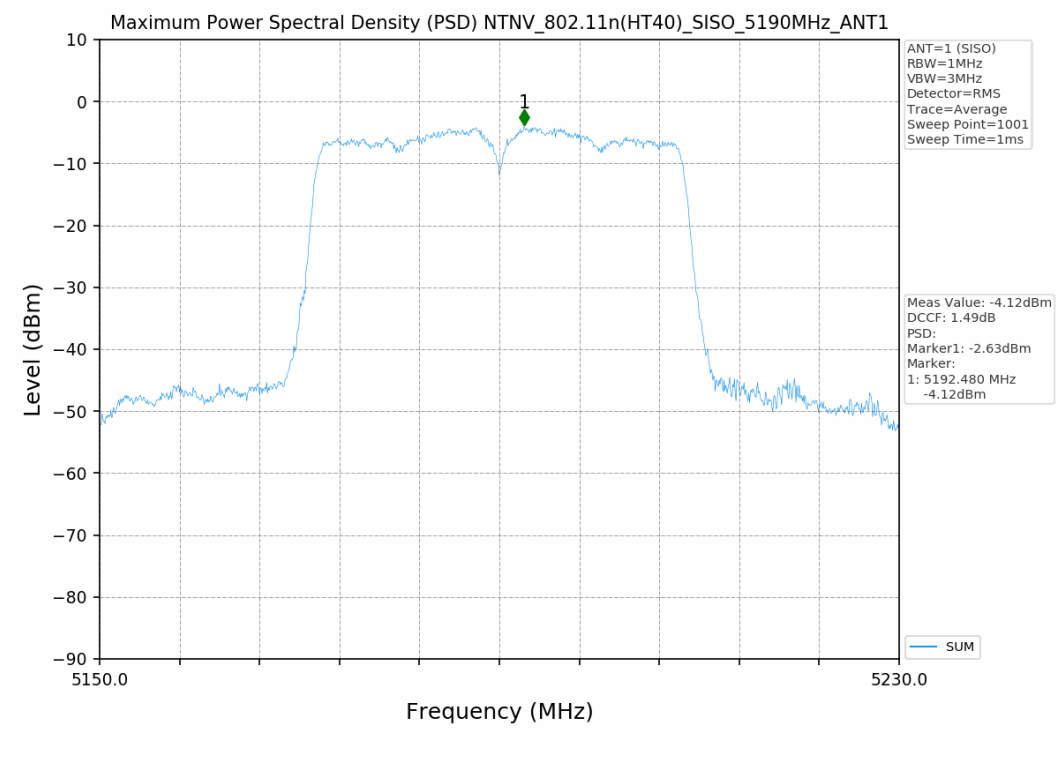
Maximum Power Spectral Density (PSD) NTNV_802.11n(HT40)_SISO_5190MHz_ANT1
ANT=1 (SISO)
RBW=1MHz
VBW=3MHz
Detector=RMS
Trace=Average
Sweep Point=1001
Sweep Time=1ms
Meas Value: -4.12dBm
DCCF: 1.49dB
PSD:
Marker1: -2.63dBm
Marker:
1: 5192.480 MHz
-4.12dBm
SUM
Level (dBm)
Frequency (MHz)
5150.0
5230.0

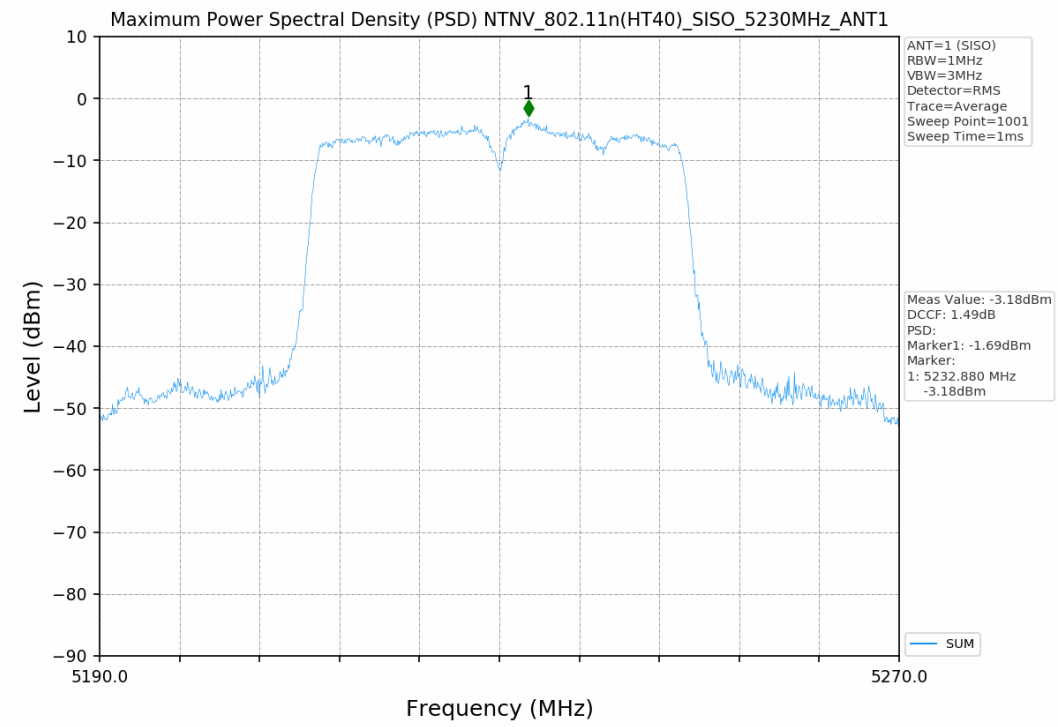
Maximum Power Spectral Density (PSD) NTNV_802.11n(HT40)_SISO_5230MHz_ANT1
ANT=1 (SISO)
RBW=1MHz
VBW=3MHz
Detector=RMS
Trace=Average
Sweep Point=1001
Sweep Time=1ms
Meas Value: -3.18dBm
DCCF: 1.49dB
PSD:
Marker1: -1.69dBm
Marker:
1: 5232.880 MHz
-3.18dBm
SUM
Level (dBm)
Frequency (MHz)
5190.0
5270.0

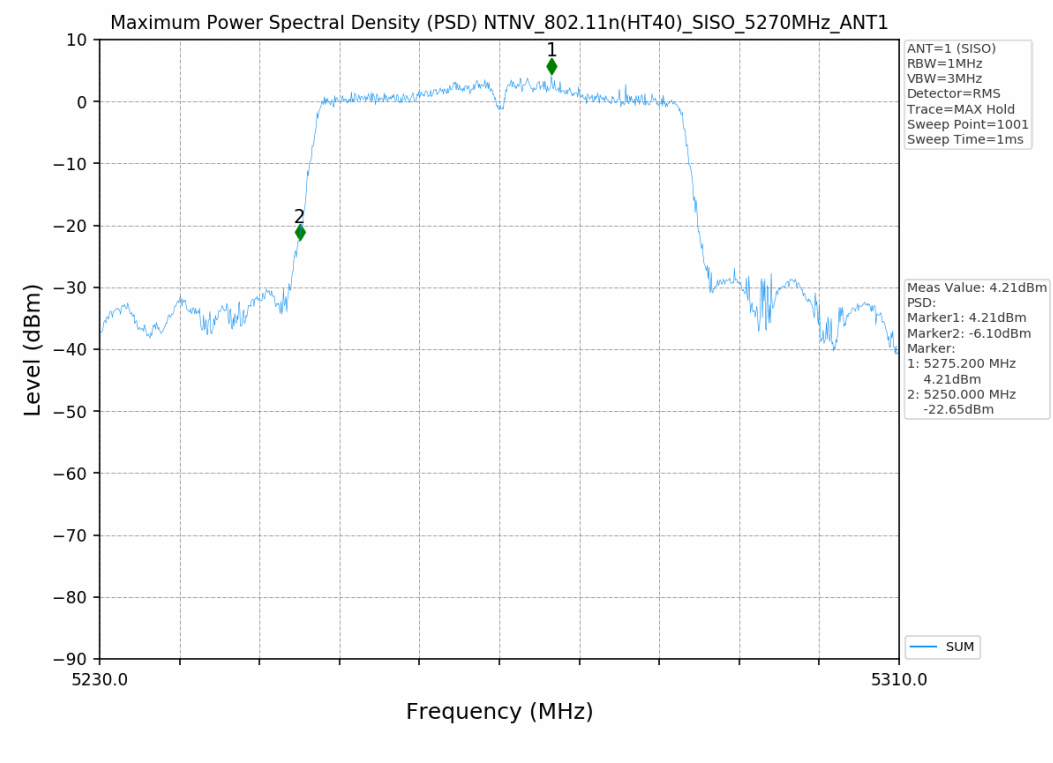
Maximum Power Spectral Density (PSD) NTNV_802.11n(HT40)_SISO_5270MHz_ANT1
ANT=1 (SISO)
RBW=1MHz
VBW=3MHz
Detector=RMS
Trace=MAX Hold
Sweep Point=1001
Sweep Time=1ms
Meas Value: 4.21dBm
PSD:
Marker1: 4.21dBm
Marker2: -6.10dBm
Marker:
1: 5275.200 MHz
4.21dBm
2: 5250.000 MHz
-22.65dBm
SUM
Level (dBm)
Frequency (MHz)
5230.0
5310.0

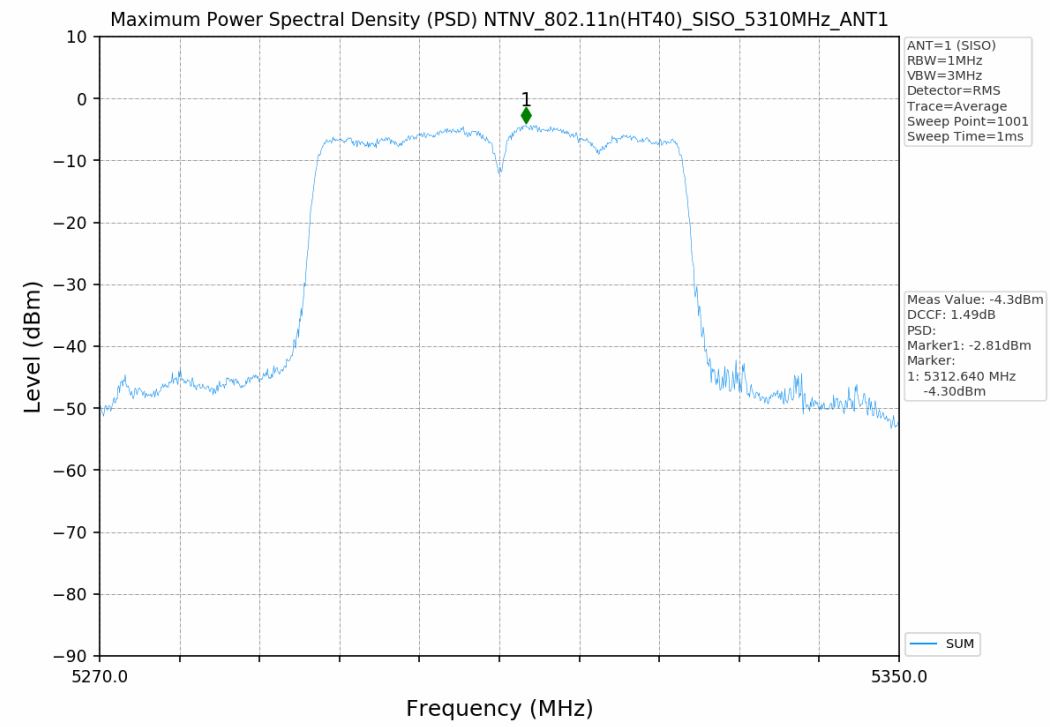
Maximum Power Spectral Density (PSD) NTNV_802.11n(HT40)_SISO_5310MHz_ANT1
ANT=1 (SISO)
RBW=1MHz
VBW=3MHz
Detector=RMS
Trace=Average
Sweep Point=1001
Sweep Time=1ms
Meas Value: -4.3dBm
DCCF: 1.49dB
PSD:
Marker1: -2.81dBm
Marker:
1: 5312.640 MHz
-4.30dBm
SUM
Level (dBm)
Frequency (MHz)
5270.0
5350.0

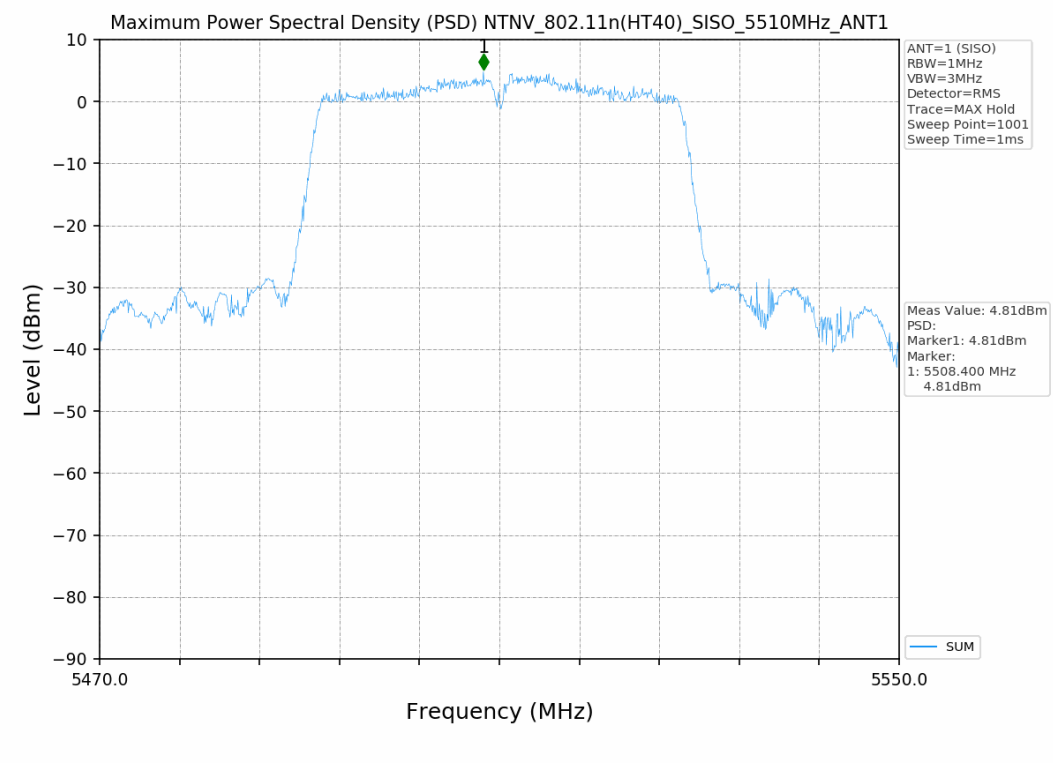
Maximum Power Spectral Density (PSD) NTNV_802.11n(HT40)_SISO_5510MHz_ANT1
ANT=1 (SISO)
RBW=1MHz
VBW=3MHz
Detector=RMS
Trace=MAX Hold
Sweep Point=1001
Sweep Time=1ms
Meas Value: 4.81dBm
PSD:
Marker1: 4.81dBm
Marker:
1: 5508.400 MHz
4.81dBm
SUM
Level (dBm)
Frequency (MHz)
5470.0
5550.0

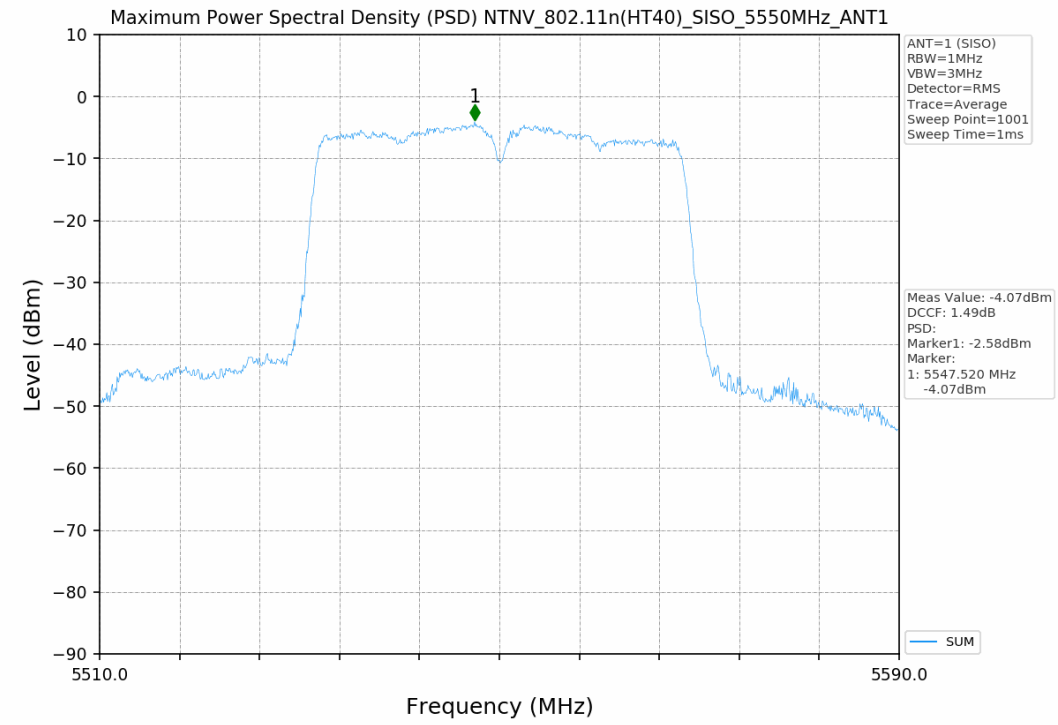
Maximum Power Spectral Density (PSD) NTNV_802.11n(HT40)_SISO_5550MHz_ANT1
ANT=1 (SISO)
RBW=1MHz
VBW=3MHz
Detector=RMS
Trace=Average
Sweep Point=1001
Sweep Time=1ms
Meas Value: -4.07dBm
DCCF: 1.49dB
PSD:
Marker1: -2.58dBm
Marker:
1: 5547.520 MHz
-4.07dBm
SUM
Level (dBm)
Frequency (MHz)
5510.0
5590.0

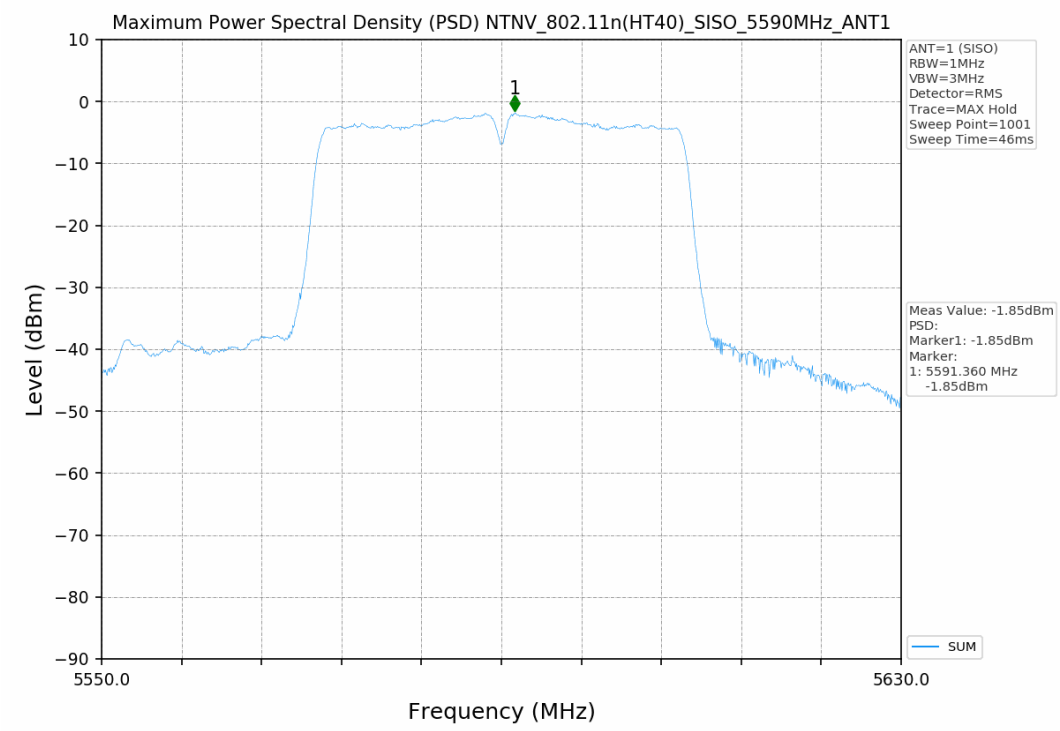
Maximum Power Spectral Density (PSD) NTNV_802.11n(HT40)_SISO_5590MHz_ANT1
ANT=1 (SISO)
RBW=1MHz
VBW=3MHz
Detector=RMS
Trace=MAX Hold
Sweep Point=1001
Sweep Time=46ms
Meas Value: -1.85dBm
PSD:
Marker1: -1.85dBm
Marker:
1: 5591.360 MHz
-1.85dBm
SUM
Level (dBm)
Frequency (MHz)
5550.0
5630.0

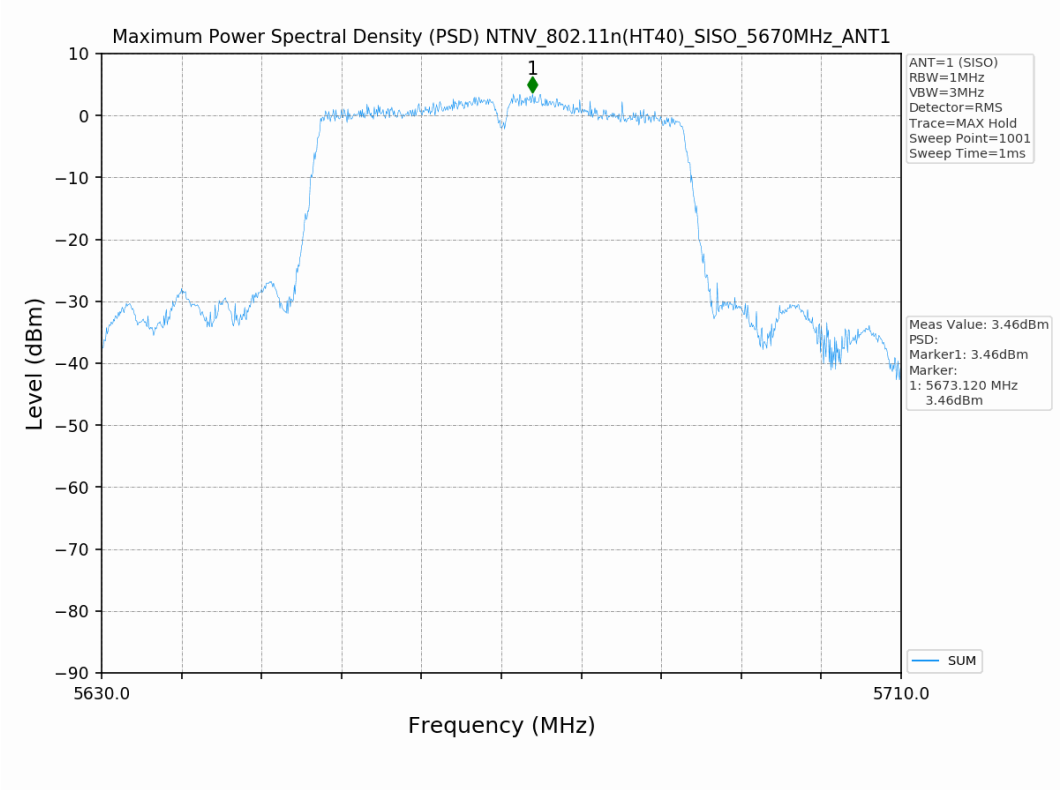
Maximum Power Spectral Density (PSD) NTNV_802.11n(HT40)_SISO_5670MHz_ANT1
ANT=1 (SISO)
RBW=1MHz
VBW=3MHz
Detector=RMS
Trace=MAX Hold
Sweep Point=1001
Sweep Time=1ms
Meas Value: 3.46dBm
PSD:
Marker1: 3.46dBm
Marker:
1: 5673.120 MHz
3.46dBm
SUM
Level (dBm)
Frequency (MHz)
5630.0
5710.0

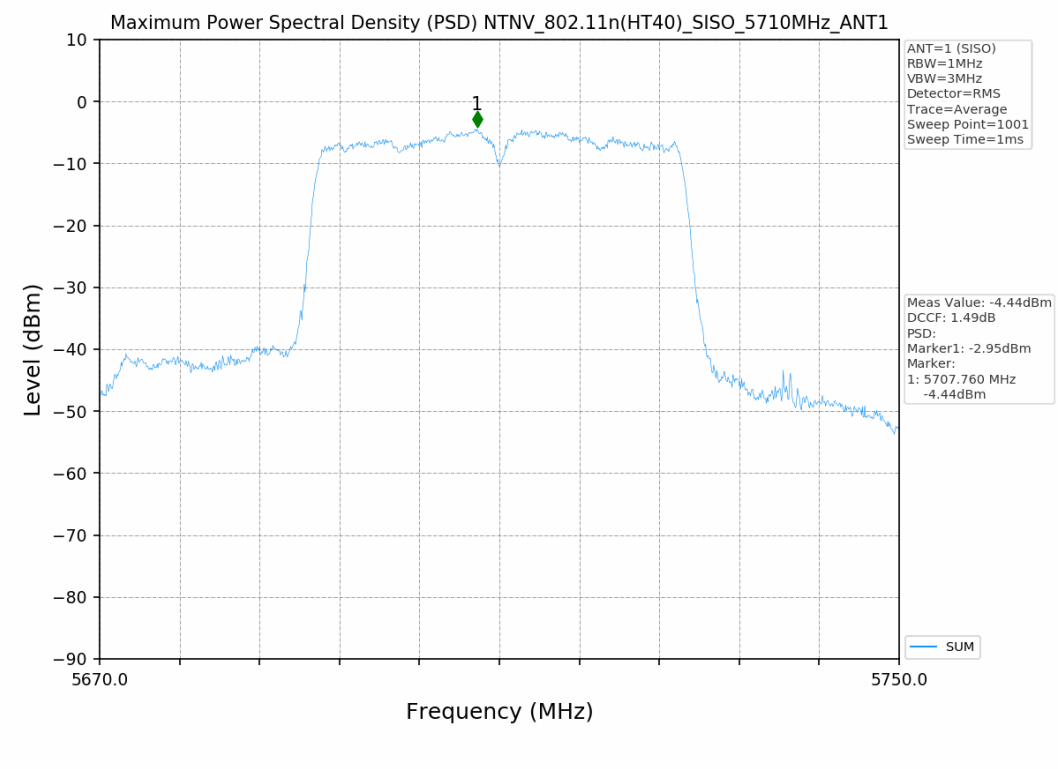
Maximum Power Spectral Density (PSD) NTNV_802.11n(HT40)_SISO_5710MHz_ANT1
ANT=1 (SISO)
RBW=1MHz
VBW=3MHz
Detector=RMS
Trace=Average
Sweep Point=1001
Sweep Time=1ms
Meas Value: -4.44dBm
DCCF: 1.49dB
PSD:
Marker1: -2.95dBm
Marker:
1: 5707.760 MHz
-4.44dBm
SUM
Level (dBm)
Frequency (MHz)
5670.0
5750.0

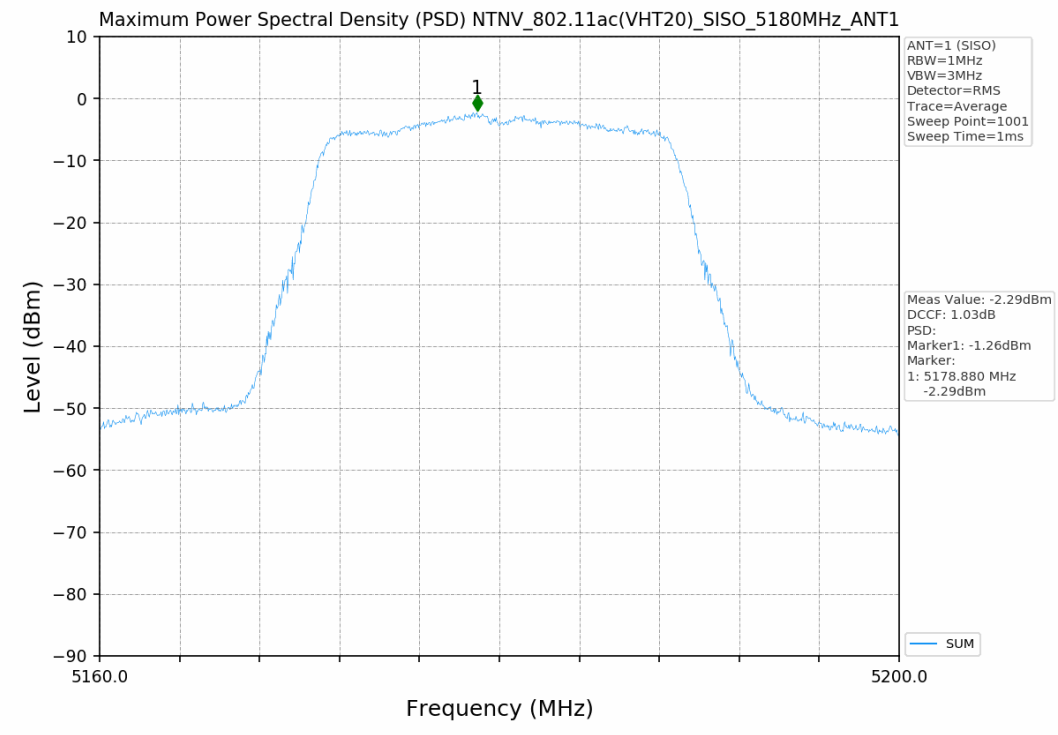
Maximum Power Spectral Density (PSD) NTNV_802.11ac(VHT20)_SISO_5180MHz_ANT1
ANT=1 (SISO)
RBW=1MHz
VBW=3MHz
Detector=RMS
Trace=Average
Sweep Point=1001
Sweep Time=1ms
Meas Value: -2.29dBm
DCCF: 1.03dB
PSD:
Marker1: -1.26dBm
Marker:
1: 5178.880 MHz
-2.29dBm
SUM
Level (dBm)
Frequency (MHz)
5160.0
5200.0

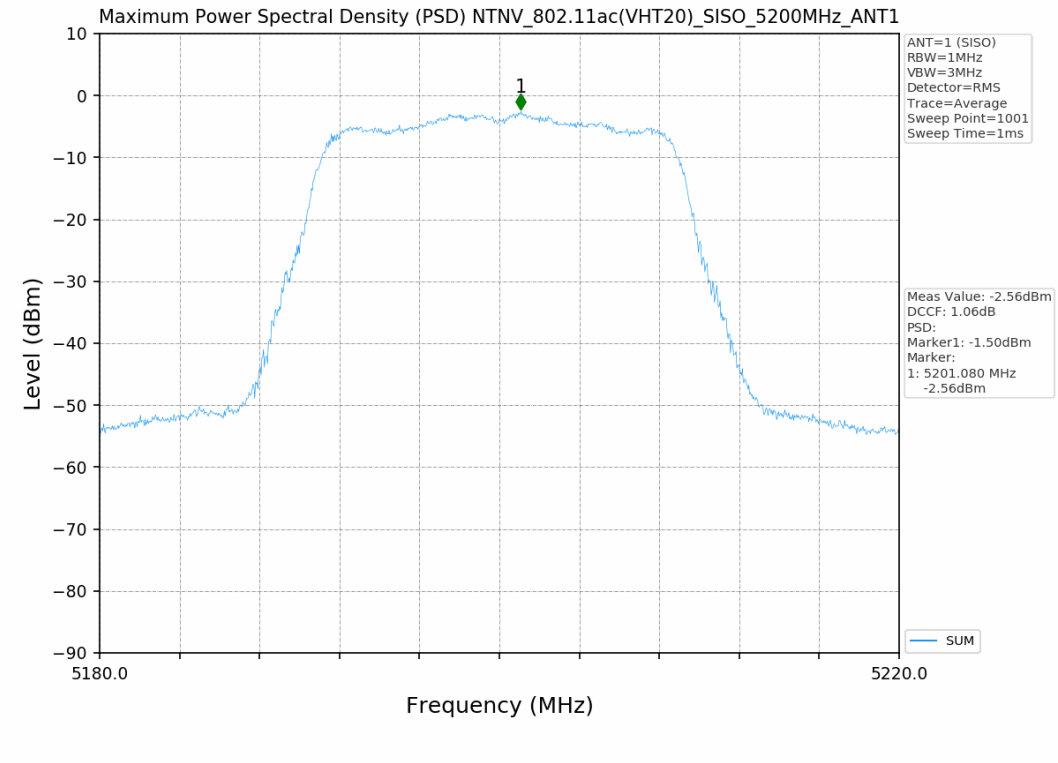
Maximum Power Spectral Density (PSD) NTNV_802.11ac(VHT20)_SISO_5200MHz_ANT1
ANT=1 (SISO)
RBW=1MHz
VBW=3MHz
Detector=RMS
Trace=Average
Sweep Point=1001
Sweep Time=1ms
Meas Value: -2.56dBm
DCCF: 1.06dB
PSD:
Marker1: -1.50dBm
Marker:
1: 5201.080 MHz
-2.56dBm
SUM
Level (dBm)
Frequency (MHz)
5180.0
5220.0

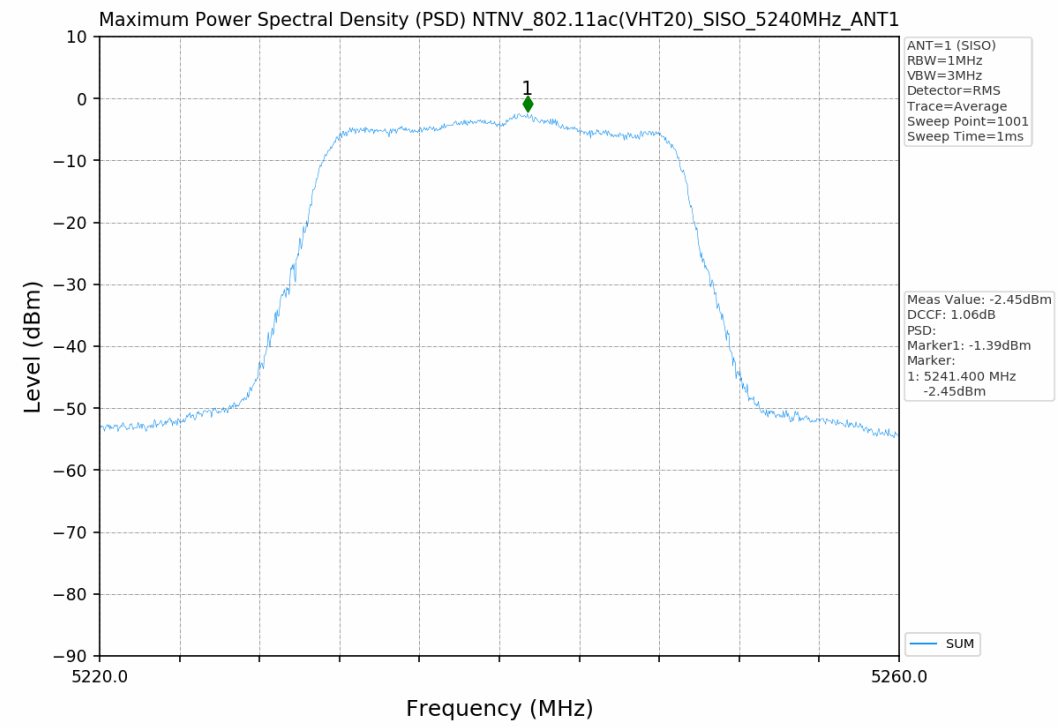
Maximum Power Spectral Density (PSD) NTNV_802.11ac(VHT20)_SISO_5240MHz_ANT1
ANT=1 (SISO)
RBW=1MHz
VBW=3MHz
Detector=RMS
Trace=Average
Sweep Point=1001
Sweep Time=1ms
Meas Value: -2.45dBm
DCCF: 1.06dB
PSD:
Marker1: -1.39dBm
Marker:
1: 5241.400 MHz
-2.45dBm
SUM
Level (dBm)
Frequency (MHz)
5220.0
5260.0

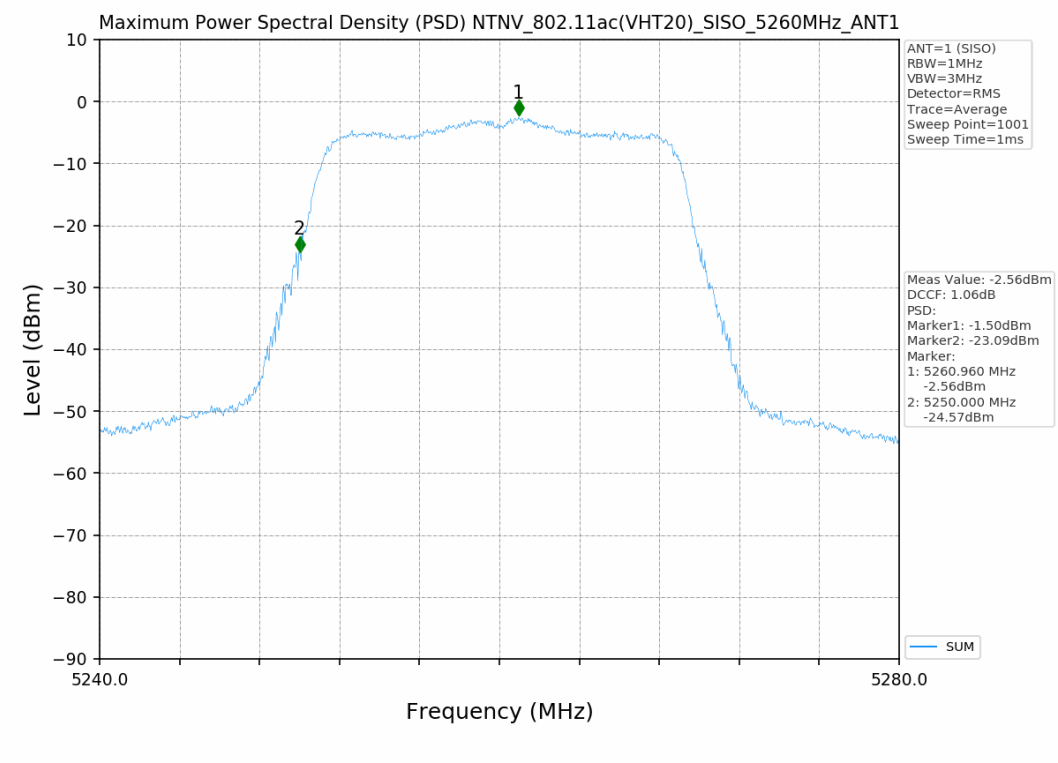
Maximum Power Spectral Density (PSD) NTNV_802.11ac(VHT20)_SISO_5260MHz_ANT1
ANT=1 (SISO)
RBW=1MHz
VBW=3MHz
Detector=RMS
Trace=Average
Sweep Point=1001
Sweep Time=1ms
Meas Value: -2.56dBm
DCCF: 1.06dB
PSD:
Marker1: -1.50dBm
Marker2: -23.09dBm
Marker:
1: 5260.960 MHz
-2.56dBm
2: 5250.000 MHz
-24.57dBm
SUM
Level (dBm)
Frequency (MHz)
5240.0
5280.0

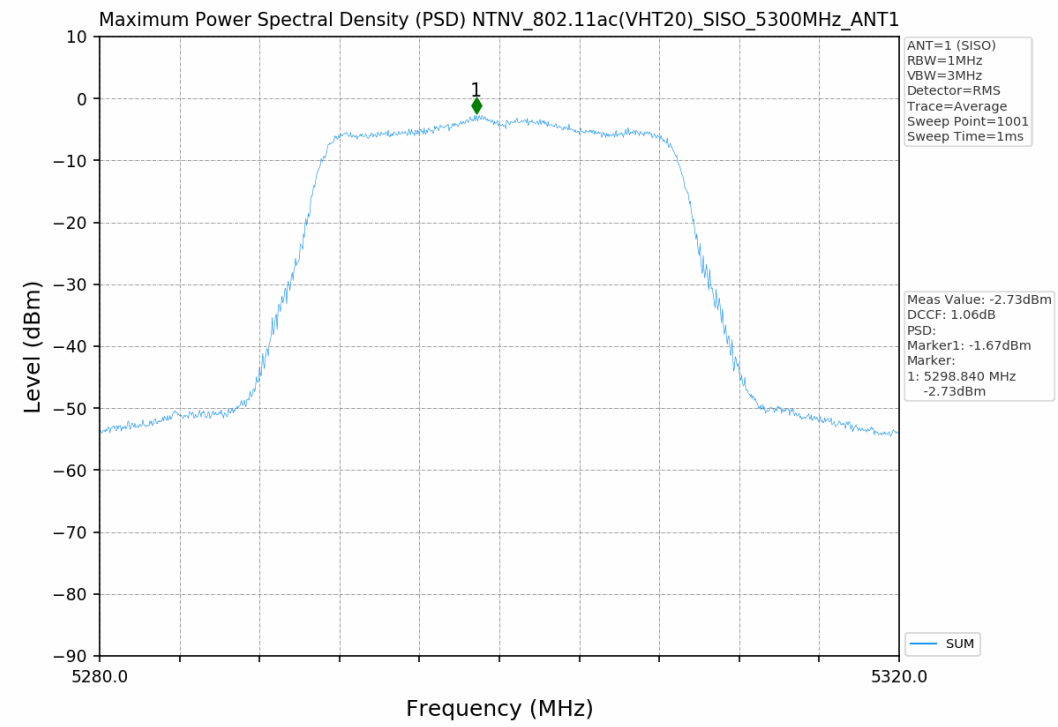
Maximum Power Spectral Density (PSD) NTNV_802.11ac(VHT20)_SISO_5300MHz_ANT1
ANT=1 (SISO)
RBW=1MHz
VBW=3MHz
Detector=RMS
Trace=Average
Sweep Point=1001
Sweep Time=1ms
Meas Value: -2.73dBm
DCCF: 1.06dB
PSD:
Marker1: -1.67dBm
Marker:
1: 5298.840 MHz
-2.73dBm
SUM
Level (dBm)
Frequency (MHz)
5280.0
5320.0

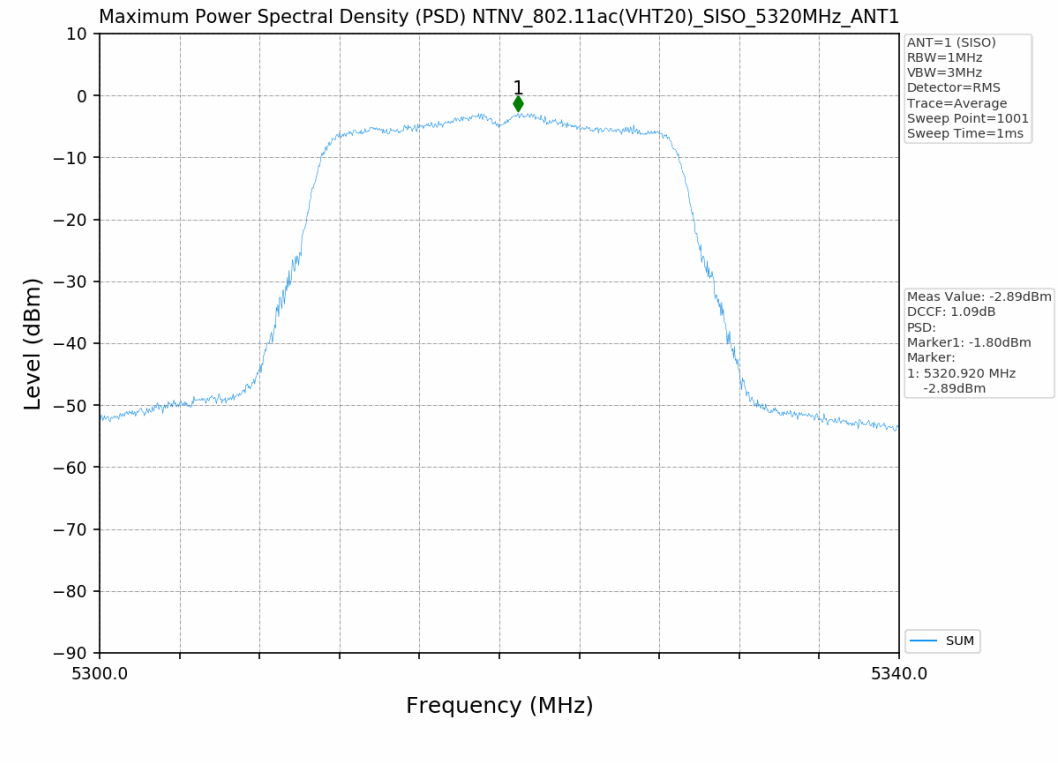
Maximum Power Spectral Density (PSD) NTNV_802.11ac(VHT20)_SISO_5320MHz_ANT1
ANT=1 (SISO)
RBW=1MHz
VBW=3MHz
Detector=RMS
Trace=Average
Sweep Point=1001
Sweep Time=1ms
Meas Value: -2.89dBm
DCCF: 1.09dB
PSD:
Marker1: -1.80dBm
Marker:
1: 5320.920 MHz
-2.89dBm
SUM
Level (dBm)
Frequency (MHz)
5300.0
5340.0

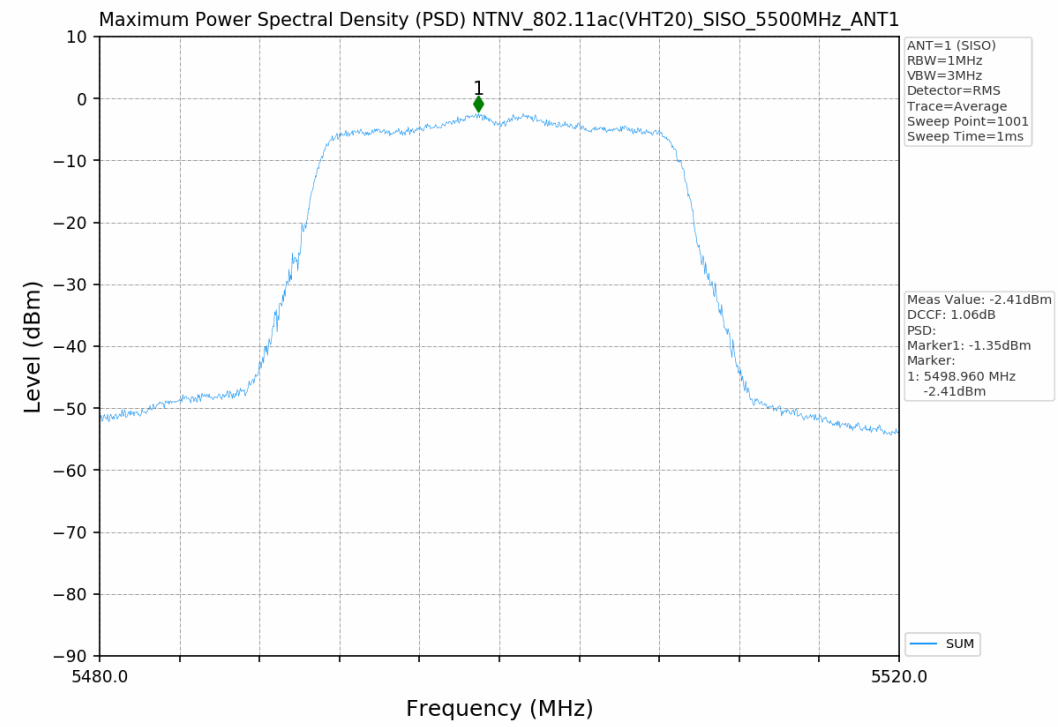
Maximum Power Spectral Density (PSD) NTNV_802.11ac(VHT20)_SISO_5500MHz_ANT1
ANT=1 (SISO)
RBW=1MHz
VBW=3MHz
Detector=RMS
Trace=Average
Sweep Point=1001
Sweep Time=1ms
Meas Value: -2.41dBm
DCCF: 1.06dB
PSD:
Marker1: -1.35dBm
Marker:
1: 5498.960 MHz
-2.41dBm
SUM
Level (dBm)
Frequency (MHz)
5480.0
5520.0

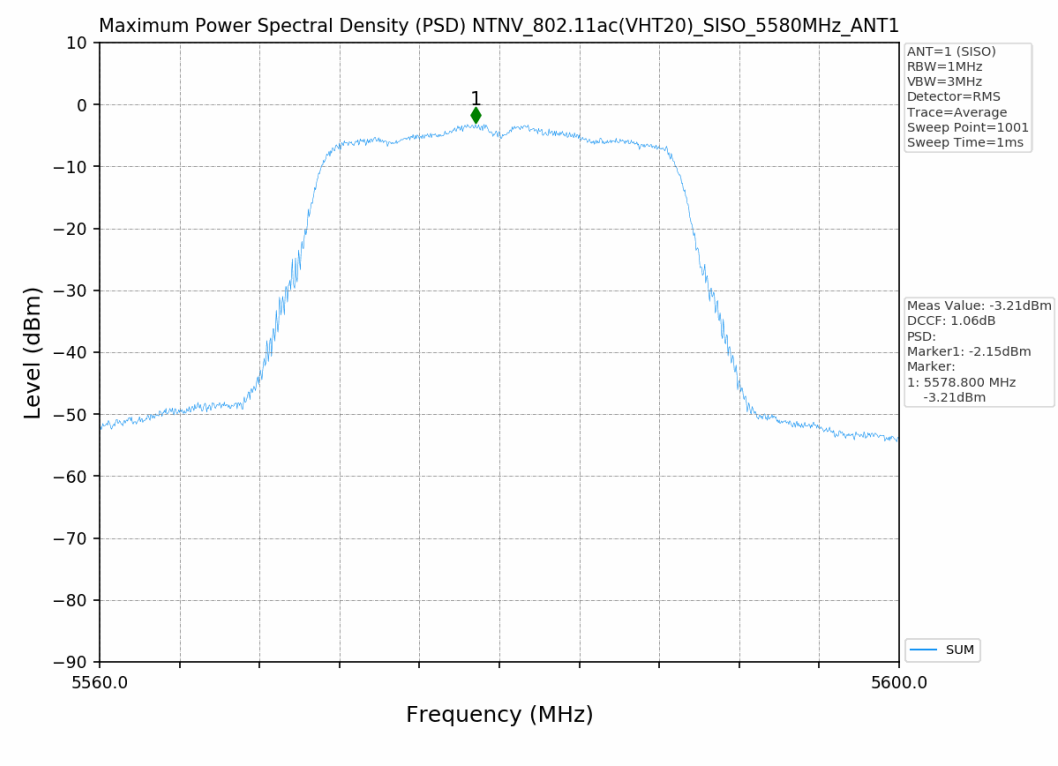
Maximum Power Spectral Density (PSD) NTNV_802.11ac(VHT20)_SISO_5580MHz_ANT1
ANT=1 (SISO)
RBW=1MHz
VBW=3MHz
Detector=RMS
Trace=Average
Sweep Point=1001
Sweep Time=1ms
Meas Value: -3.21dBm
DCCF: 1.06dB
PSD:
Marker1: -2.15dBm
Marker:
1: 5578.800 MHz
-3.21dBm
SUM
Level (dBm)
Frequency (MHz)
5560.0
5600.0

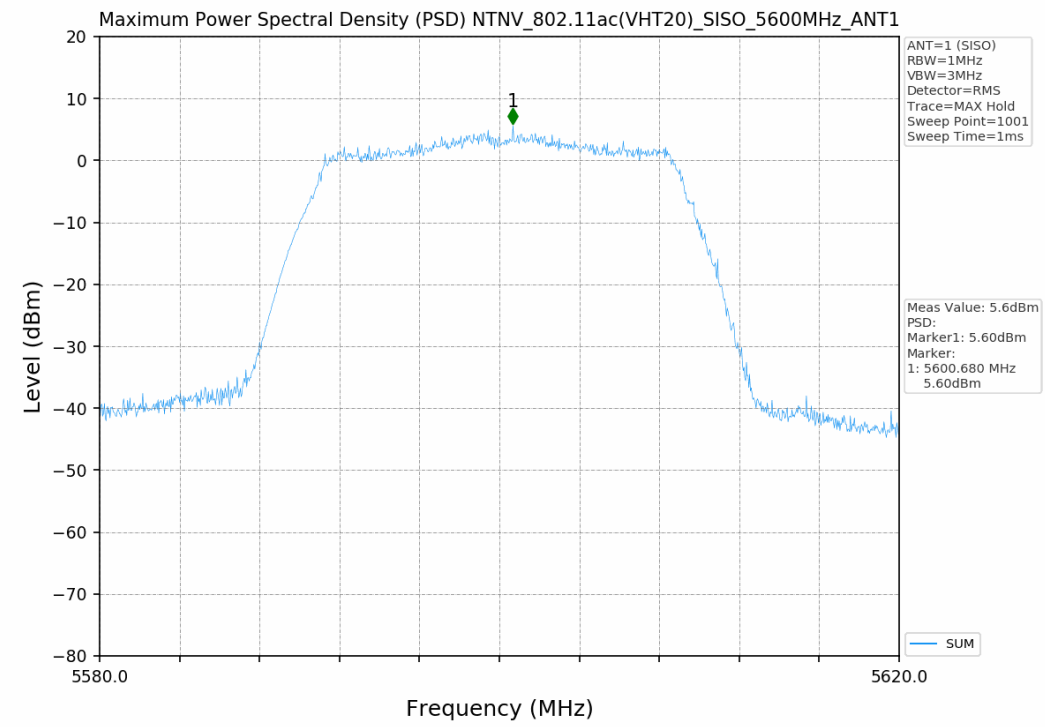
Maximum Power Spectral Density (PSD) NTNV_802.11ac(VHT20)_SISO_5600MHz_ANT1
ANT=1 (SISO)
RBW=1MHz
VBW=3MHz
Detector=RMS
Trace=MAX Hold
Sweep Point=1001
Sweep Time=1ms
Meas Value: 5.6dBm
PSD:
Marker1: 5.60dBm
Marker:
1: 5600.680 MHz
5.60dBm
SUM
Level (dBm)
Frequency (MHz)
5580.0
5620.0

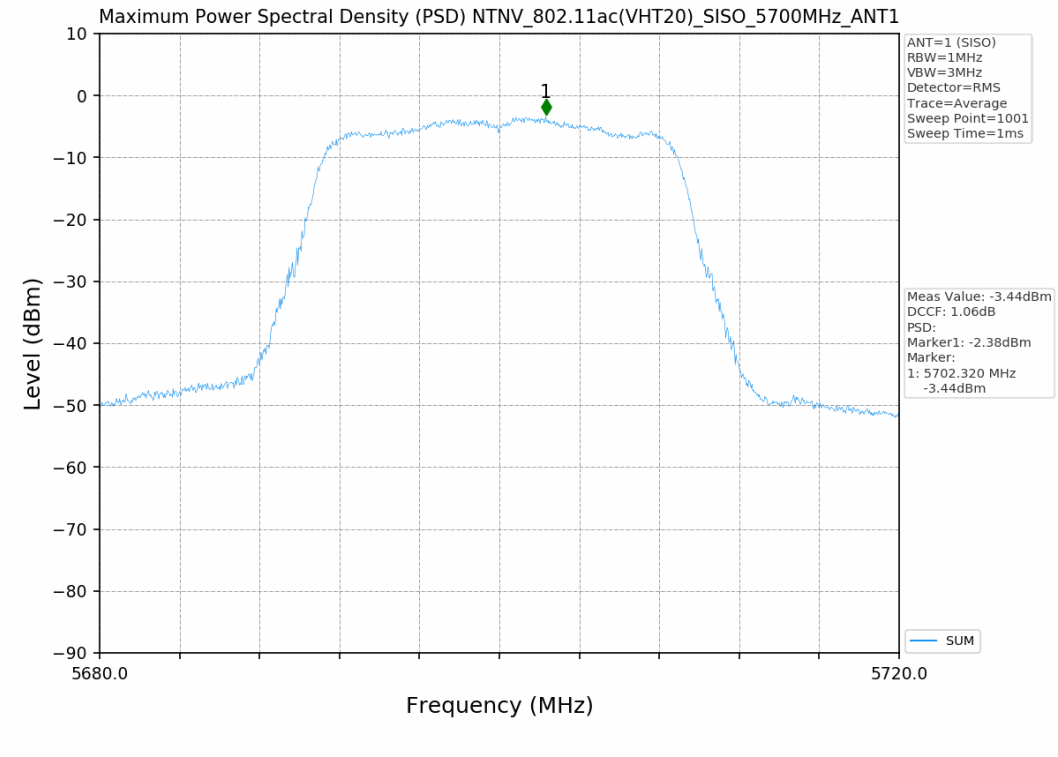
Maximum Power Spectral Density (PSD) NTNV_802.11ac(VHT20)_SISO_5700MHz_ANT1
ANT=1 (SISO)
RBW=1MHz
VBW=3MHz
Detector=RMS
Trace=Average
Sweep Point=1001
Sweep Time=1ms
Meas Value: -3.44dBm
DCCF: 1.06dB
PSD:
Marker1: -2.38dBm
Marker:
1: 5702.320 MHz
-3.44dBm
SUM
Level (dBm)
Frequency (MHz)
5680.0
5720.0

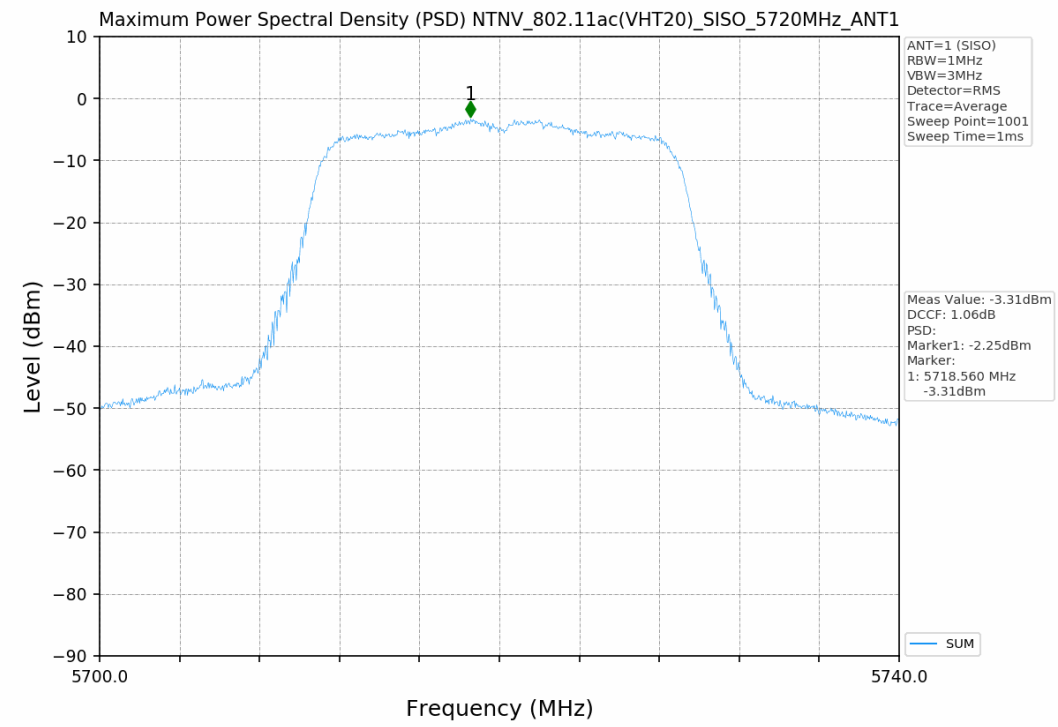
Maximum Power Spectral Density (PSD) NTNV_802.11ac(VHT20)_SISO_5720MHz_ANT1
ANT=1 (SISO)
RBW=1MHz
VBW=3MHz
Detector=RMS
Trace=Average
Sweep Point=1001
Sweep Time=1ms
Meas Value: -3.31dBm
DCCF: 1.06dB
PSD:
Marker1: -2.25dBm
Marker:
1: 5718.560 MHz
-3.31dBm
SUM
Level (dBm)
Frequency (MHz)
5700.0
5740.0

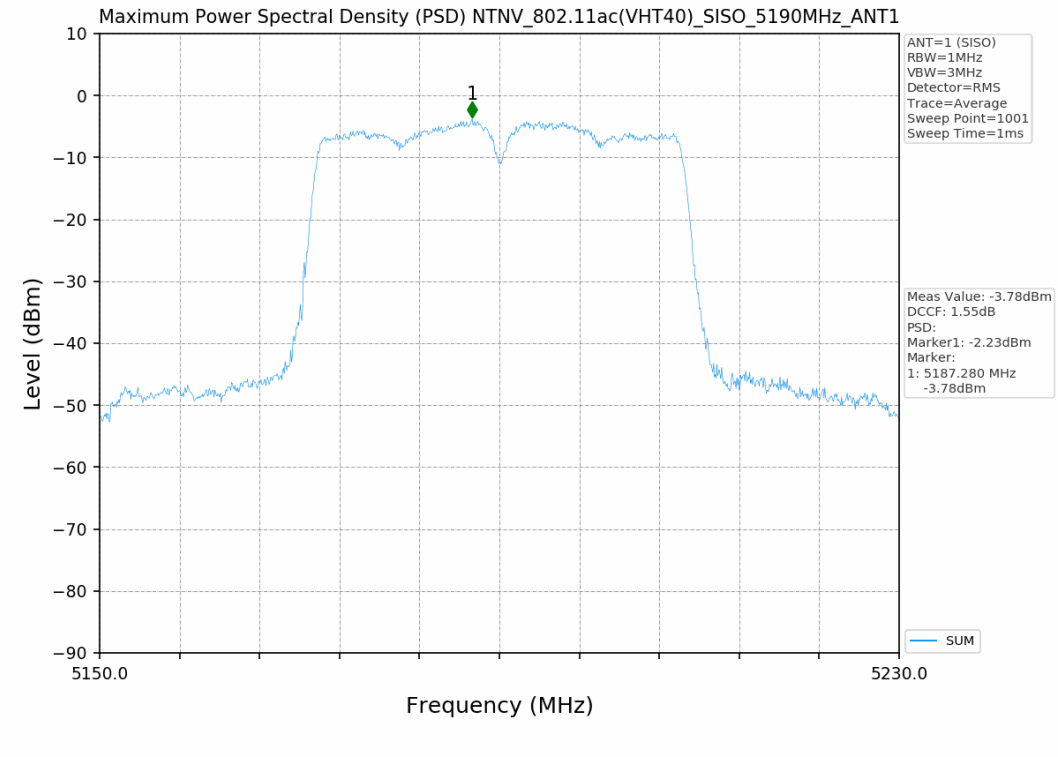
Maximum Power Spectral Density (PSD) NTNV_802.11ac(VHT40)_SISO_5190MHz_ANT1
ANT=1 (SISO)
RBW=1MHz
VBW=3MHz
Detector=RMS
Trace=Average
Sweep Point=1001
Sweep Time=1ms
Meas Value: -3.78dBm
DCCF: 1.55dB
PSD:
Marker1: -2.23dBm
Marker:
1: 5187.280 MHz
-3.78dBm
SUM
Level (dBm)
Frequency (MHz)
5150.0
5230.0

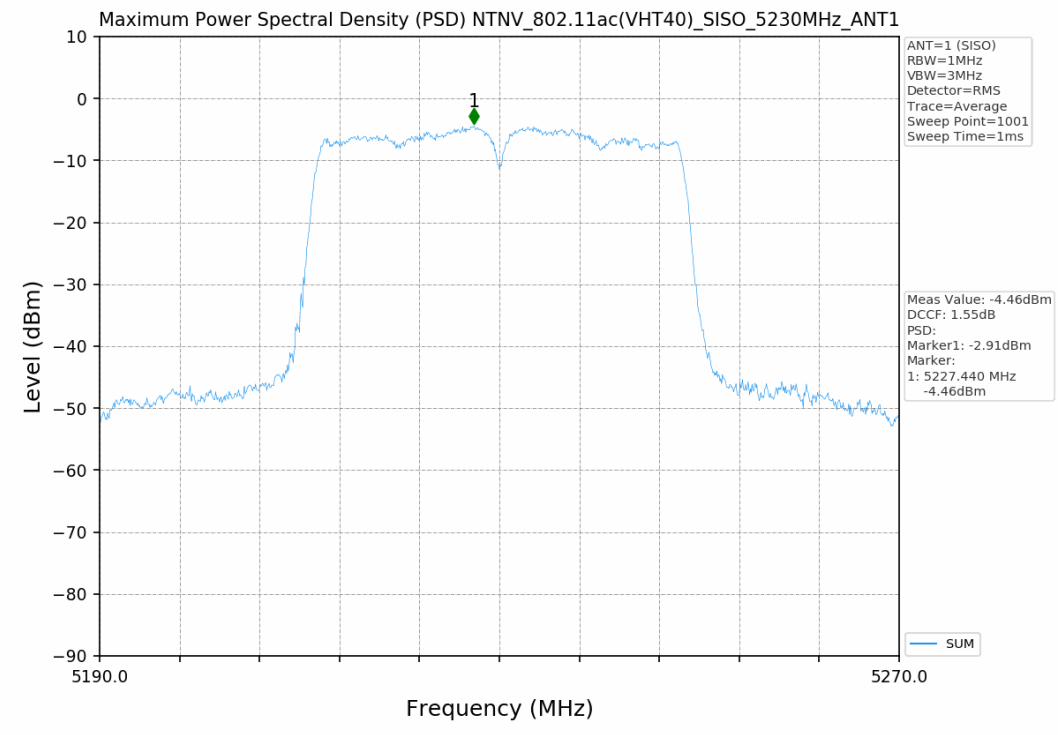
Maximum Power Spectral Density (PSD) NTNV_802.11ac(VHT40)_SISO_5230MHz_ANT1
ANT=1 (SISO)
RBW=1MHz
VBW=3MHz
Detector=RMS
Trace=Average
Sweep Point=1001
Sweep Time=1ms
Meas Value: -4.46dBm
DCCF: 1.55dB
PSD:
Marker1: -2.91dBm
Marker:
1: 5227.440 MHz
-4.46dBm
SUM
Level (dBm)
Frequency (MHz)
5190.0
5270.0

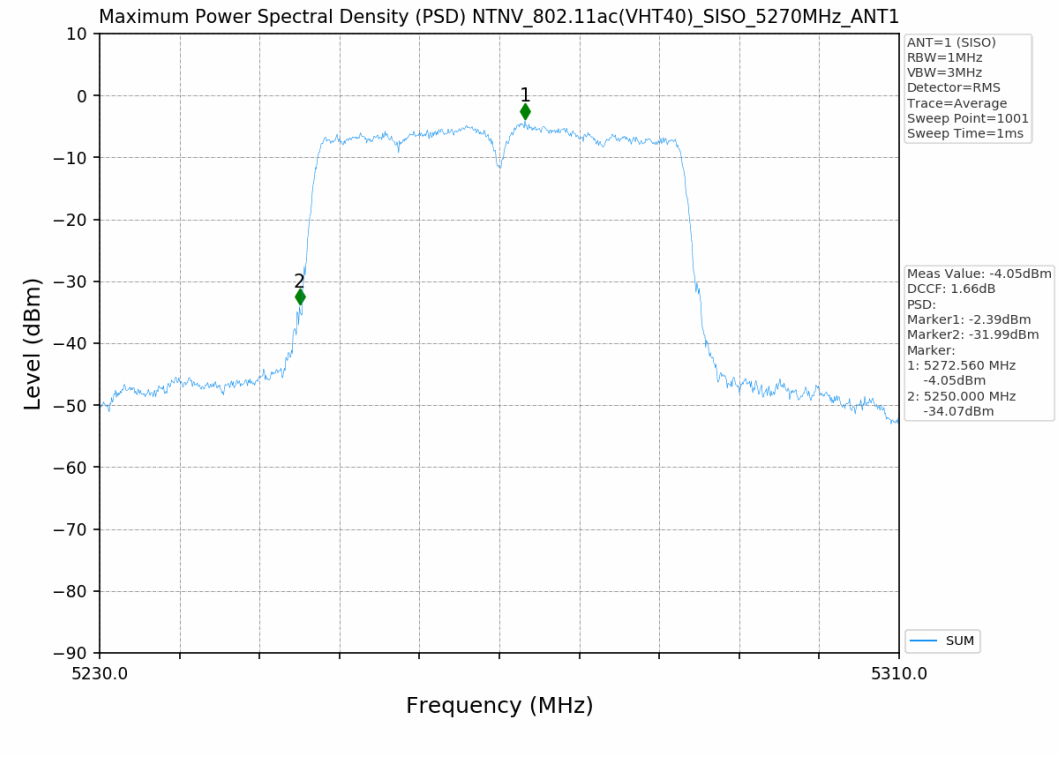
Maximum Power Spectral Density (PSD) NTNV_802.11ac(VHT40)_SISO_5270MHz_ANT1
ANT=1 (SISO)
RBW=1MHz
VBW=3MHz
Detector=RMS
Trace=Average
Sweep Point=1001
Sweep Time=1ms
Meas Value: -4.05dBm
DCCF: 1.66dB
PSD:
Marker1: -2.39dBm
Marker2: -31.99dBm
Marker:
1: 5272.560 MHz
-4.05dBm
2: 5250.000 MHz
-34.07dBm
SUM
Level (dBm)
Frequency (MHz)
5230.0
5310.0

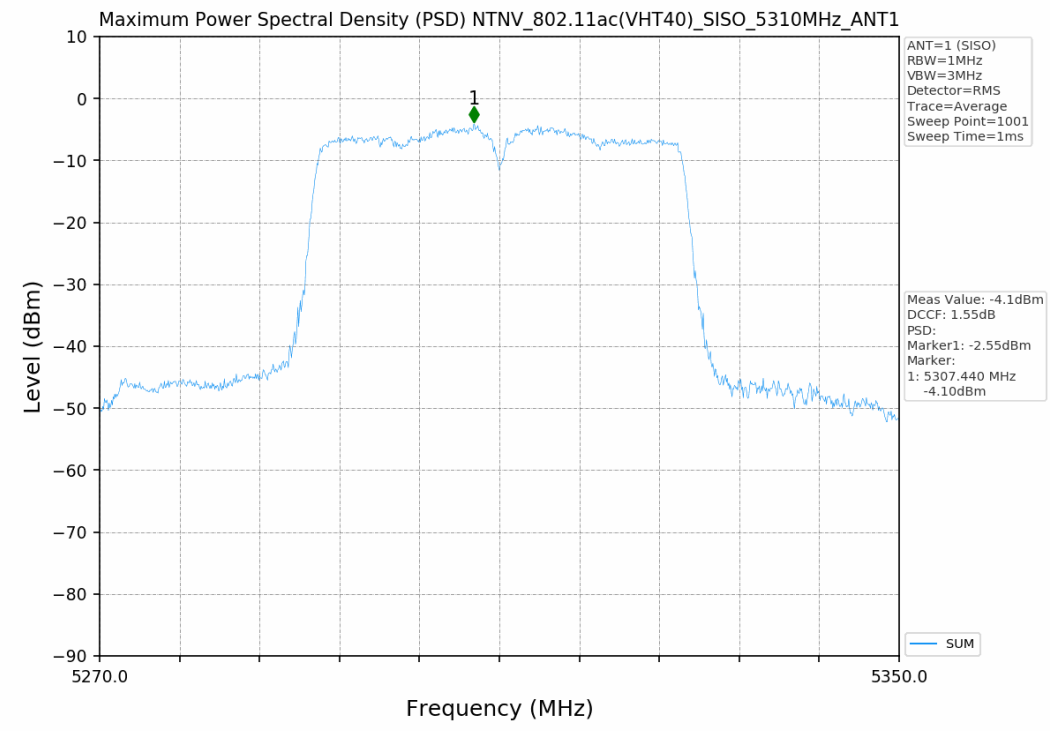
Maximum Power Spectral Density (PSD) NTNV_802.11ac(VHT40)_SISO_5310MHz_ANT1
ANT=1 (SISO)
RBW=1MHz
VBW=3MHz
Detector=RMS
Trace=Average
Sweep Point=1001
Sweep Time=1ms
Meas Value: -4.1dBm
DCCF: 1.55dB
PSD:
Marker1: -2.55dBm
Marker:
1: 5307.440 MHz
-4.10dBm
SUM
Level (dBm)
Frequency (MHz)
5270.0
5350.0

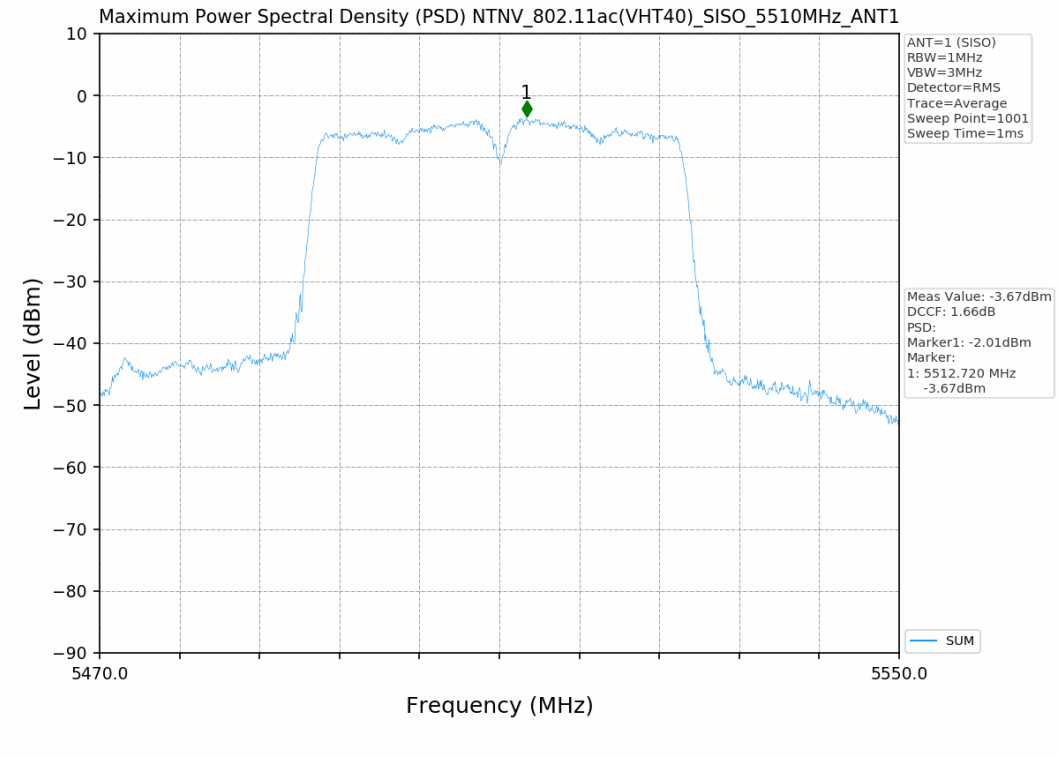
Maximum Power Spectral Density (PSD) NTNV_802.11ac(VHT40)_SISO_5510MHz_ANT1
ANT=1 (SISO)
RBW=1MHz
VBW=3MHz
Detector=RMS
Trace=Average
Sweep Point=1001
Sweep Time=1ms
Meas Value: -3.67dBm
DCCF: 1.66dB
PSD:
Marker1: -2.01dBm
Marker:
1: 5512.720 MHz
-3.67dBm
SUM
Level (dBm)
Frequency (MHz)
5470.0
5550.0

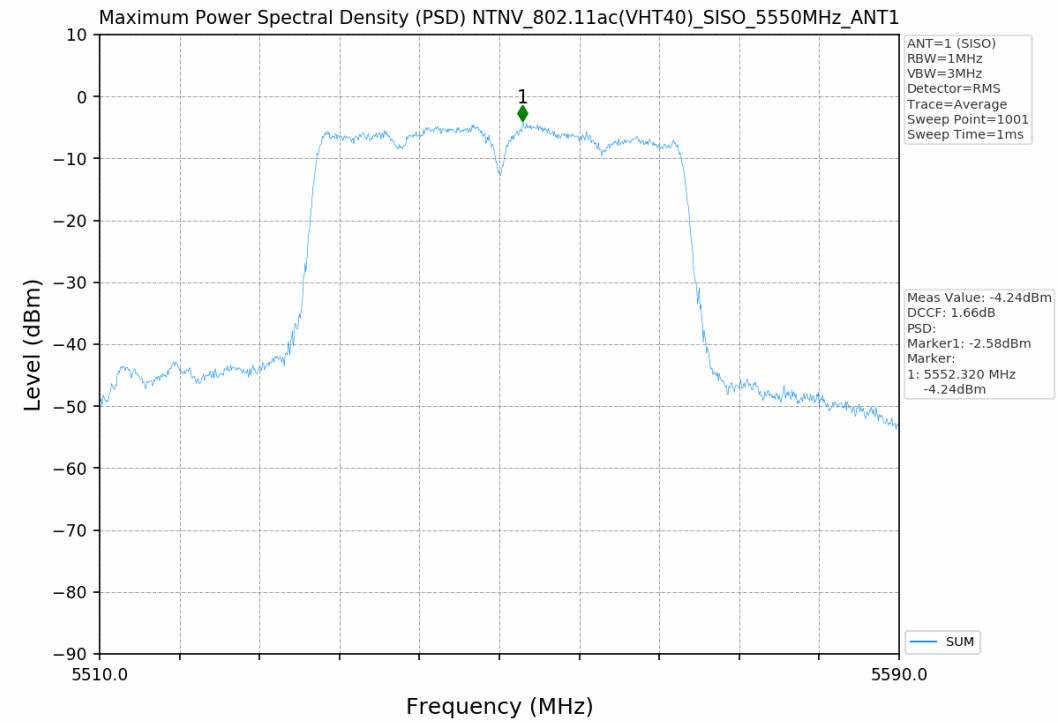
Maximum Power Spectral Density (PSD) NTNV_802.11ac(VHT40)_SISO_5550MHz_ANT1
ANT=1 (SISO)
RBW=1MHz
VBW=3MHz
Detector=RMS
Trace=Average
Sweep Point=1001
Sweep Time=1ms
Meas Value: -4.24dBm
DCCF: 1.66dB
PSD:
Marker1: -2.58dBm
Marker:
1: 5552.320 MHz
-4.24dBm
SUM
Level (dBm)
Frequency (MHz)
5510.0
5590.0

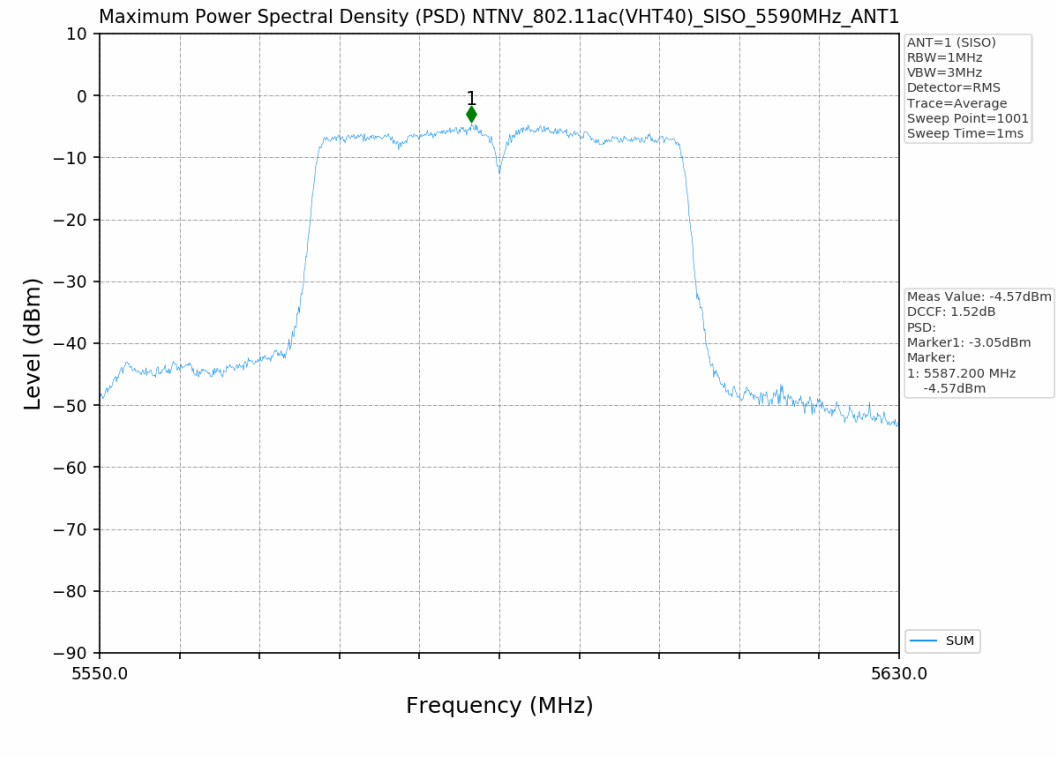
Maximum Power Spectral Density (PSD) NTNV_802.11ac(VHT40)_SISO_5590MHz_ANT1
ANT=1 (SISO)
RBW=1MHz
VBW=3MHz
Detector=RMS
Trace=Average
Sweep Point=1001
Sweep Time=1ms
Meas Value: -4.57dBm
DCCF: 1.52dB
PSD:
Marker1: -3.05dBm
Marker:
1: 5587.200 MHz
-4.57dBm
SUM
Level (dBm)
Frequency (MHz)
5550.0
5630.0

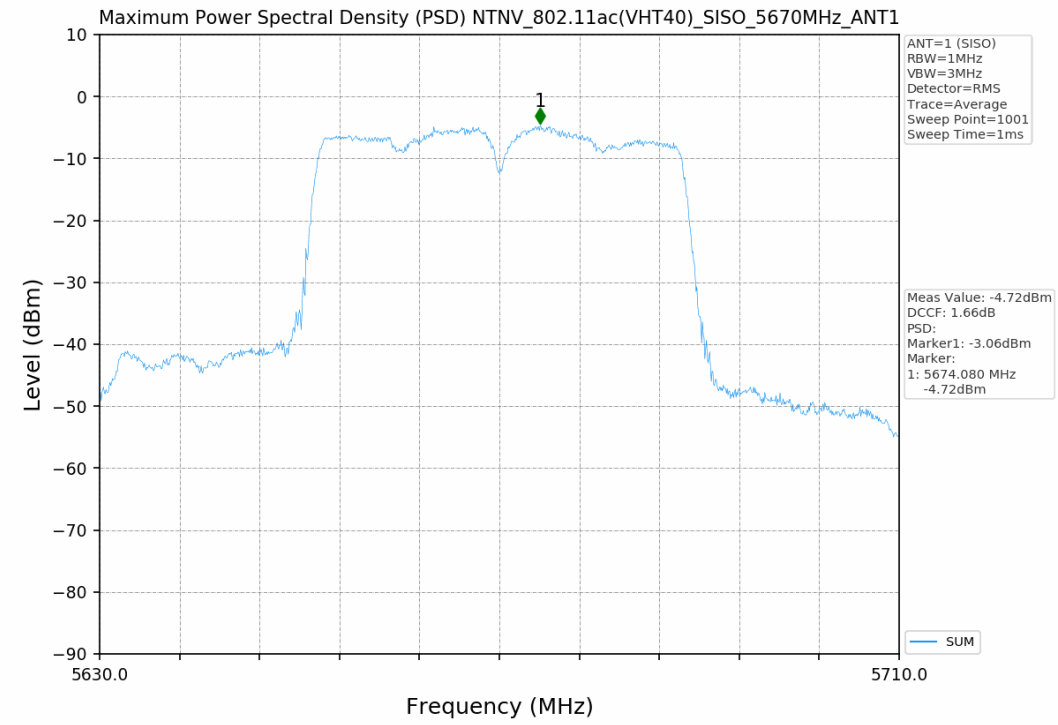
Maximum Power Spectral Density (PSD) NTNV_802.11ac(VHT40)_SISO_5670MHz_ANT1
ANT=1 (SISO)
RBW=1MHz
VBW=3MHz
Detector=RMS
Trace=Average
Sweep Point=1001
Sweep Time=1ms
Meas Value: -4.72dBm
DCCF: 1.66dB
PSD:
Marker1: -3.06dBm
Marker:
1: 5674.080 MHz
-4.72dBm
SUM
Level (dBm)
Frequency (MHz)
5630.0
5710.0

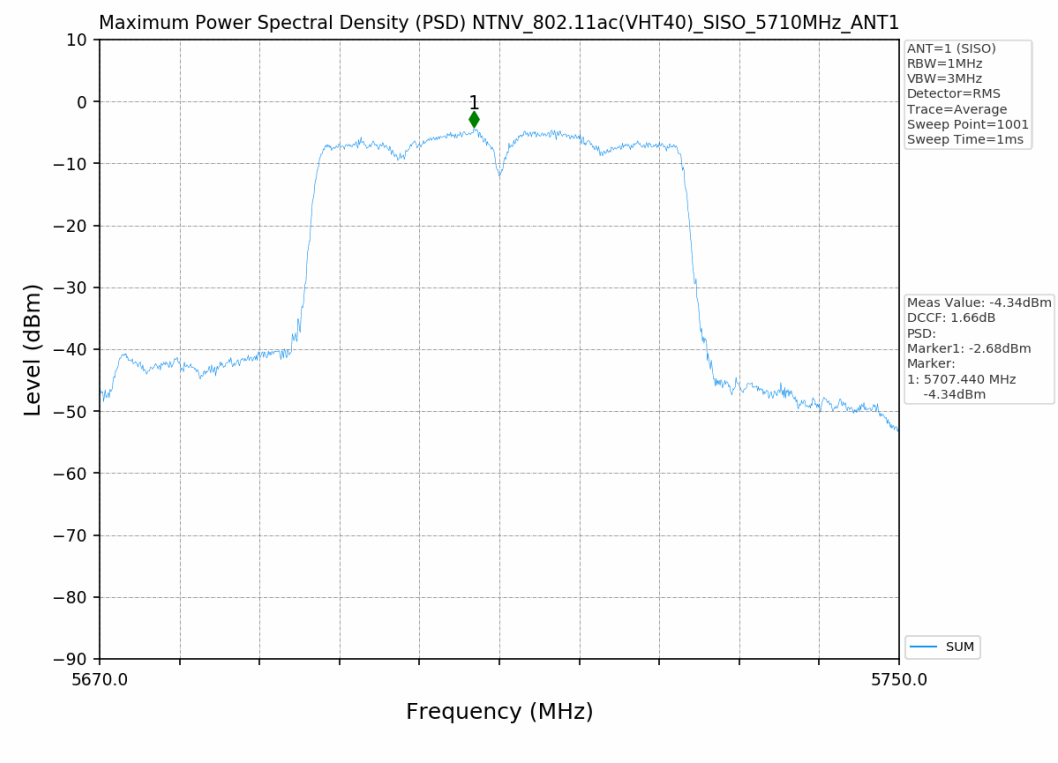
Maximum Power Spectral Density (PSD) NTNV_802.11ac(VHT40)_SISO_5710MHz_ANT1
ANT=1 (SISO)
RBW=1MHz
VBW=3MHz
Detector=RMS
Trace=Average
Sweep Point=1001
Sweep Time=1ms
Meas Value: -4.34dBm
DCCF: 1.66dB
PSD:
Marker1: -2.68dBm
Marker:
1: 5707.440 MHz
-4.34dBm
SUM
Level (dBm)
Frequency (MHz)
5670.0
5750.0

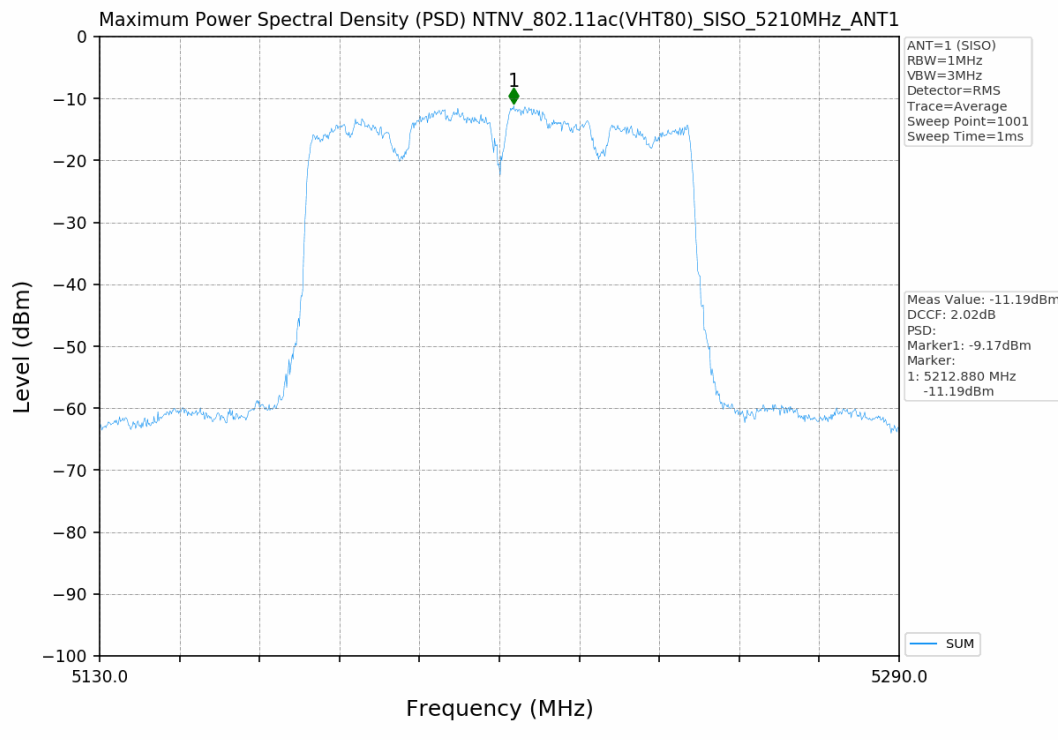
Maximum Power Spectral Density (PSD) NTNV_802.11ac(VHT80)_SISO_5210MHz_ANT1
ANT=1 (SISO)
RBW=1MHz
VBW=3MHz
Detector=RMS
Trace=Average
Sweep Point=1001
Sweep Time=1ms
Meas Value: -11.19dBm
DCCF: 2.02dB
PSD:
Marker1: -9.17dBm
Marker:
1: 5212.880 MHz
-11.19dBm
SUM
Level (dBm)
Frequency (MHz)
5130.0
5290.0

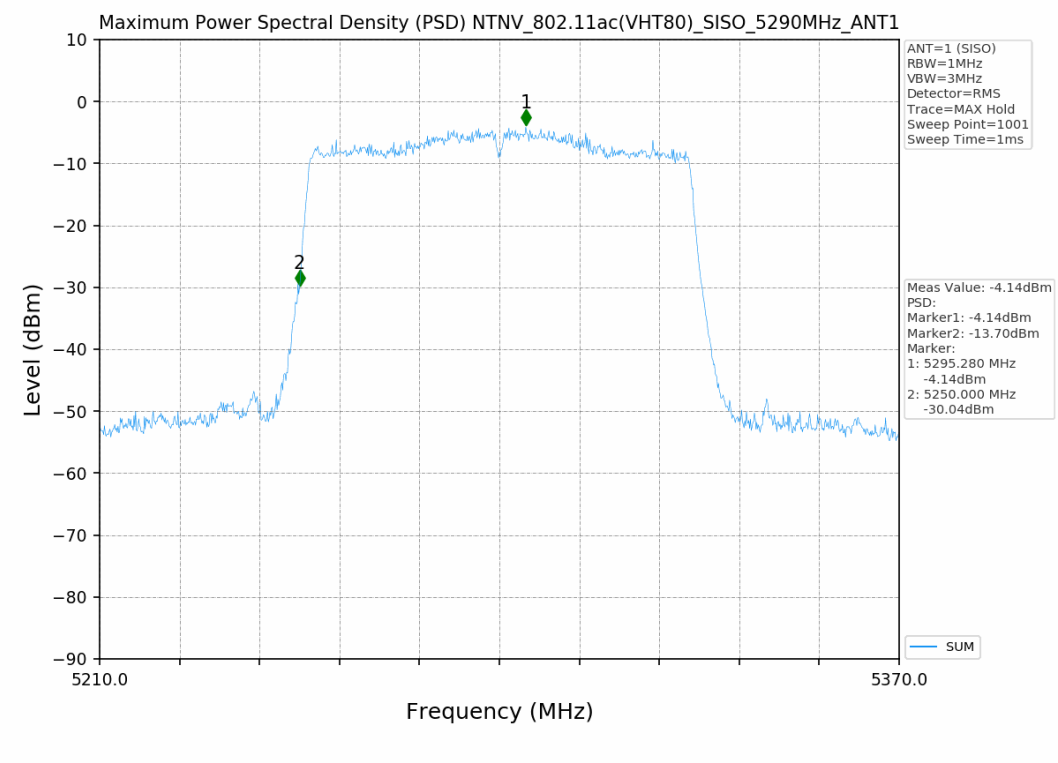
Maximum Power Spectral Density (PSD) NTNV_802.11ac(VHT80)_SISO_5290MHz_ANT1
ANT=1 (SISO)
RBW=1MHz
VBW=3MHz
Detector=RMS
Trace=MAX Hold
Sweep Point=1001
Sweep Time=1ms
Meas Value: -4.14dBm
PSD:
Marker1: -4.14dBm
Marker2: -13.70dBm
Marker:
1: 5295.280 MHz
-4.14dBm
2: 5250.000 MHz
-30.04dBm
SUM
Level (dBm)
Frequency (MHz)
5210.0
5370.0

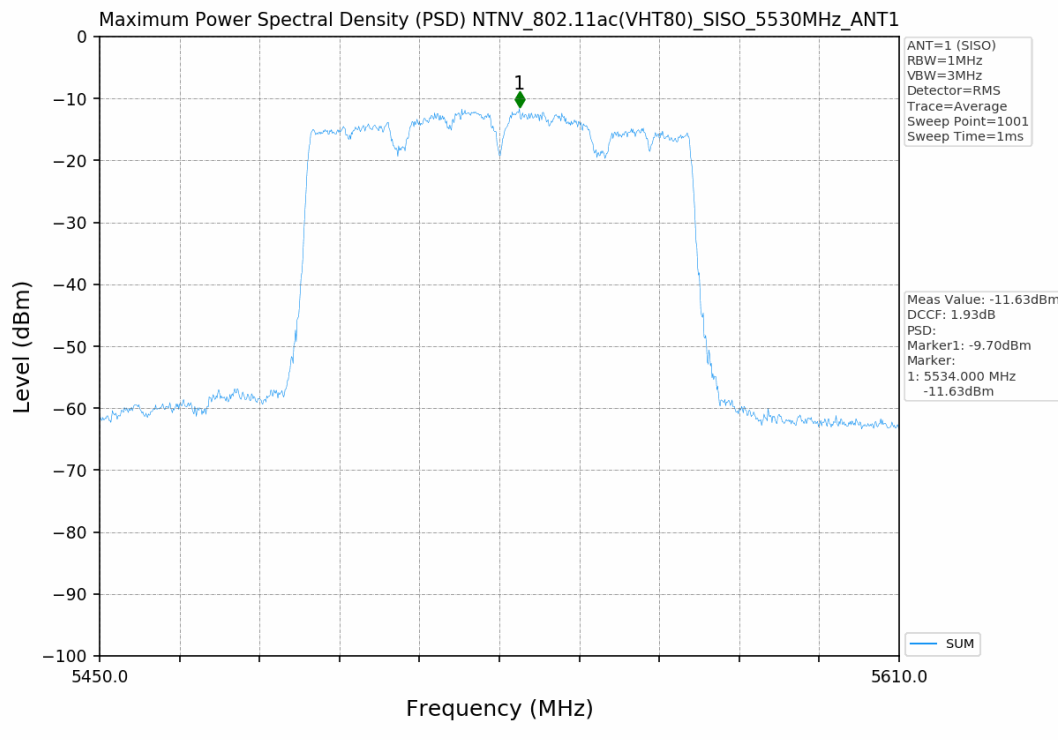
Maximum Power Spectral Density (PSD) NTNV_802.11ac(VHT80)_SISO_5530MHz_ANT1
ANT=1 (SISO)
RBW=1MHz
VBW=3MHz
Detector=RMS
Trace=Average
Sweep Point=1001
Sweep Time=1ms
Meas Value: -11.63dBm
DCCF: 1.93dB
PSD:
Marker1: -9.70dBm
Marker:
1: 5534.000 MHz
-11.63dBm
SUM
Level (dBm)
Frequency (MHz)
5450.0
5610.0

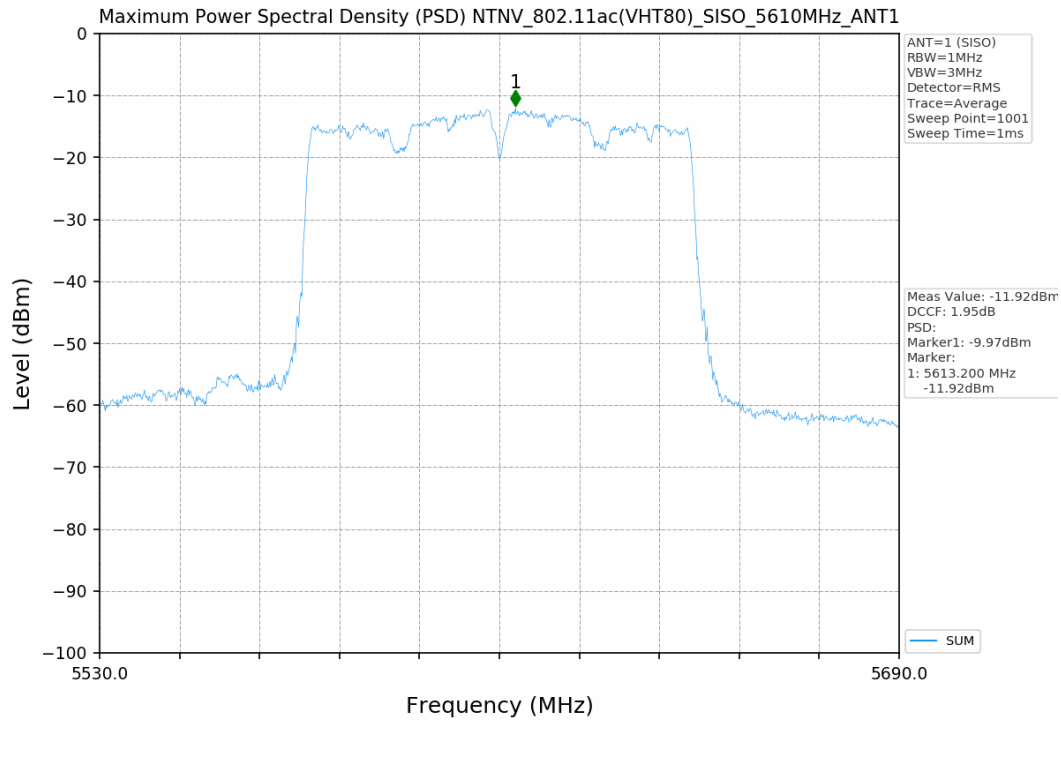
Maximum Power Spectral Density (PSD) NTNV_802.11ac(VHT80)_SISO_5610MHz_ANT1
ANT=1 (SISO)
RBW=1MHz
VBW=3MHz
Detector=RMS
Trace=Average
Sweep Point=1001
Sweep Time=1ms
Meas Value: -11.92dBm
DCCF: 1.95dB
PSD:
Marker1: -9.97dBm
Marker:
1: 5613.200 MHz
-11.92dBm
SUM
Level (dBm)
Frequency (MHz)
5530.0
5690.0

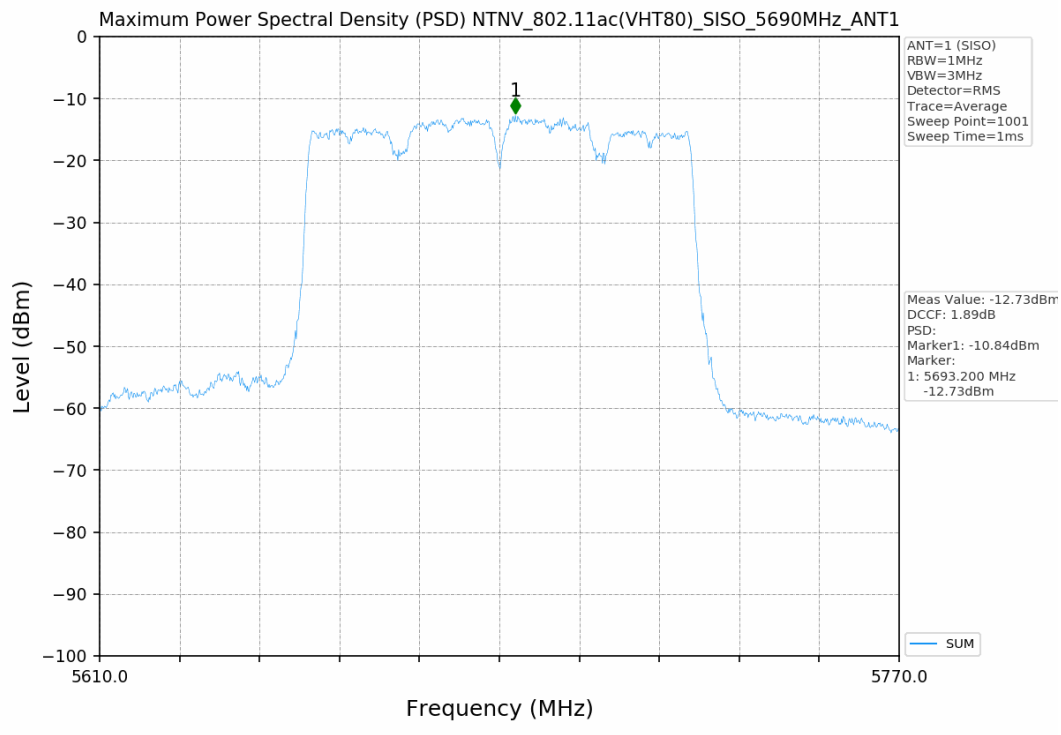
Maximum Power Spectral Density (PSD) NTNV_802.11ac(VHT80)_SISO_5690MHz_ANT1
ANT=1 (SISO)
RBW=1MHz
VBW=3MHz
Detector=RMS
Trace=Average
Sweep Point=1001
Sweep Time=1ms
Meas Value: -12.73dBm
DCCF: 1.89dB
PSD:
Marker1: -10.84dBm
Marker:
1: 5693.200 MHz
-12.73dBm
SUM
Level (dBm)
Frequency (MHz)
5610.0
5770.0

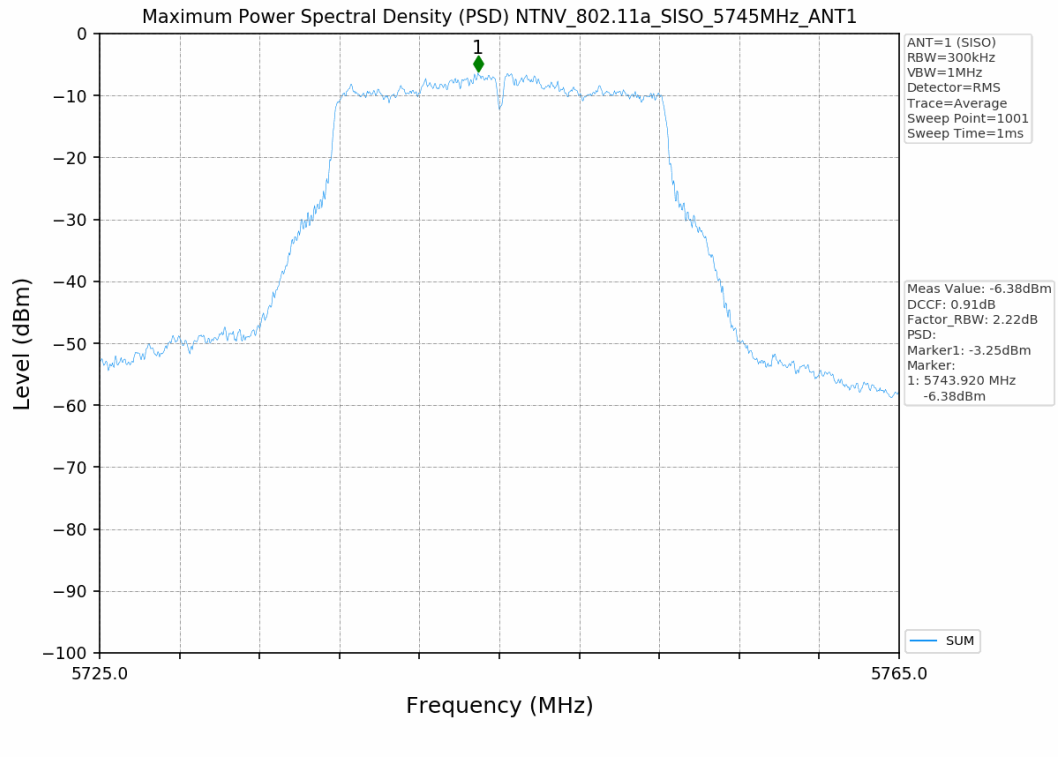
Maximum Power Spectral Density (PSD) NTNV_802.11a_SISO_5745MHz_ANT1
Level (dBm)
Frequency (MHz)
0
−10
−20
−30
−40
−50
−60
−70
−80
−90
−100
5725.0
5765.0
1
ANT=1 (SISO)
RBW=300kHz
VBW=1MHz
Detector=RMS
Trace=Average
Sweep Point=1001
Sweep Time=1ms
Meas Value: -6.38dBm
DCCF: 0.91dB
Factor_RBW: 2.22dB
PSD:
Marker1: -3.25dBm
Marker:
1: 5743.920 MHz
-6.38dBm
SUM

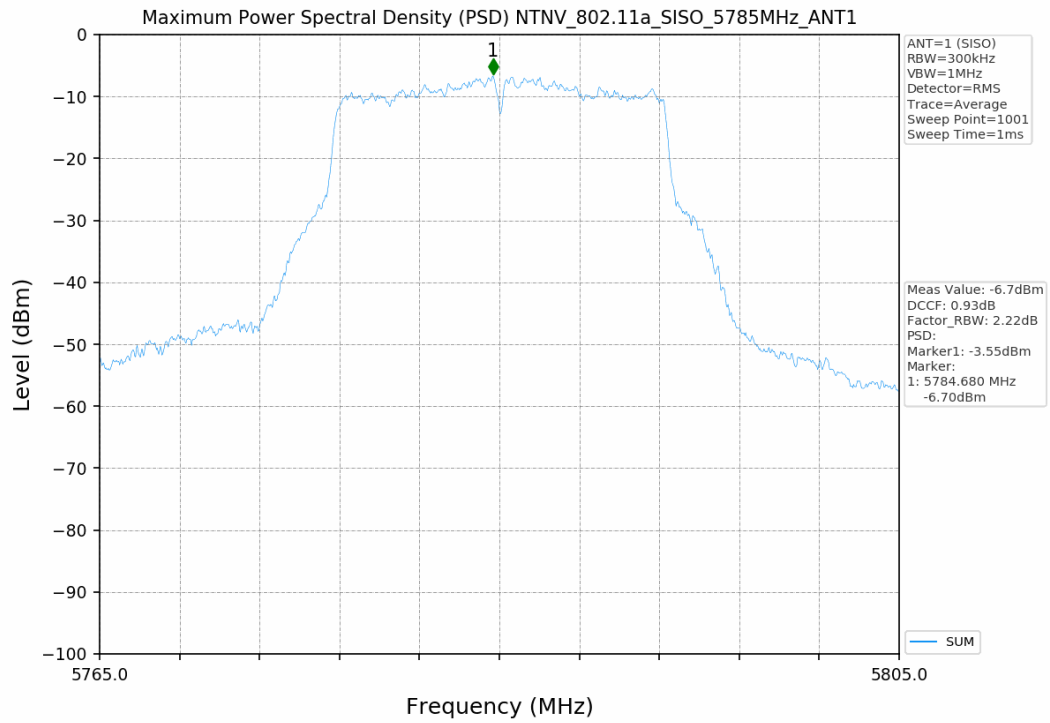
Maximum Power Spectral Density (PSD) NTNV_802.11a_SISO_5785MHz_ANT1
Level (dBm)
Frequency (MHz)
0
−10
−20
−30
−40
−50
−60
−70
−80
−90
−100
5765.0
5805.0
1
ANT=1 (SISO)
RBW=300kHz
VBW=1MHz
Detector=RMS
Trace=Average
Sweep Point=1001
Sweep Time=1ms
Meas Value: -6.7dBm
DCCF: 0.93dB
Factor_RBW: 2.22dB
PSD:
Marker1: -3.55dBm
Marker:
1: 5784.680 MHz
-6.70dBm
SUM

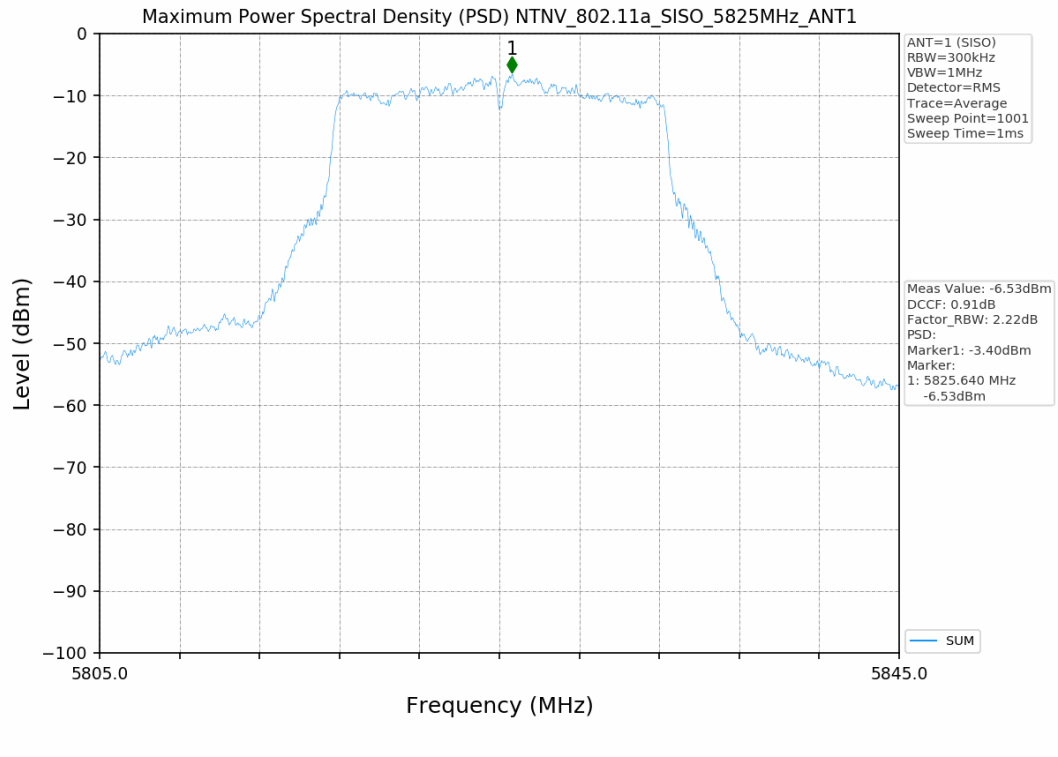
Maximum Power Spectral Density (PSD) NTNV_802.11a_SISO_5825MHz_ANT1
Level (dBm)
Frequency (MHz)
0
−10
−20
−30
−40
−50
−60
−70
−80
−90
−100
5805.0
5845.0
1
ANT=1 (SISO)
RBW=300kHz
VBW=1MHz
Detector=RMS
Trace=Average
Sweep Point=1001
Sweep Time=1ms
Meas Value: -6.53dBm
DCCF: 0.91dB
Factor_RBW: 2.22dB
PSD:
Marker1: -3.40dBm
Marker:
1: 5825.640 MHz
-6.53dBm
SUM

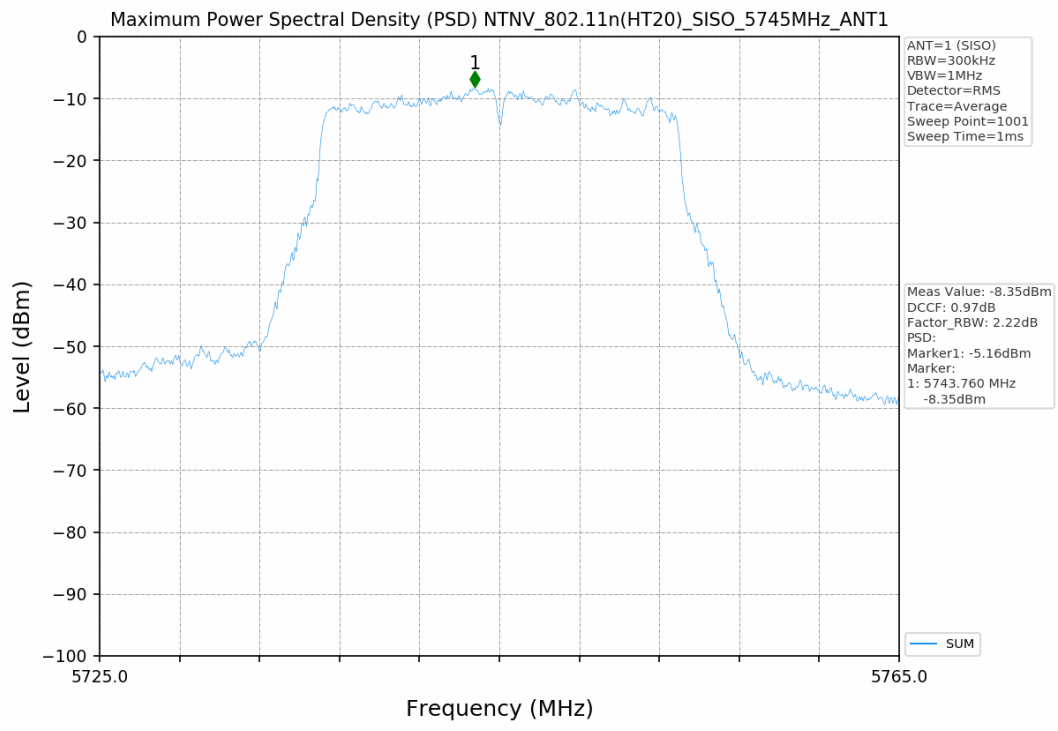
Maximum Power Spectral Density (PSD) NTNV_802.11n(HT20)_SISO_5745MHz_ANT1
Level (dBm)
Frequency (MHz)
0
−10
−20
−30
−40
−50
−60
−70
−80
−90
−100
5725.0
5765.0
1
ANT=1 (SISO)
RBW=300kHz
VBW=1MHz
Detector=RMS
Trace=Average
Sweep Point=1001
Sweep Time=1ms
Meas Value: -8.35dBm
DCCF: 0.97dB
Factor_RBW: 2.22dB
PSD:
Marker1: -5.16dBm
Marker:
1: 5743.760 MHz
-8.35dBm
SUM

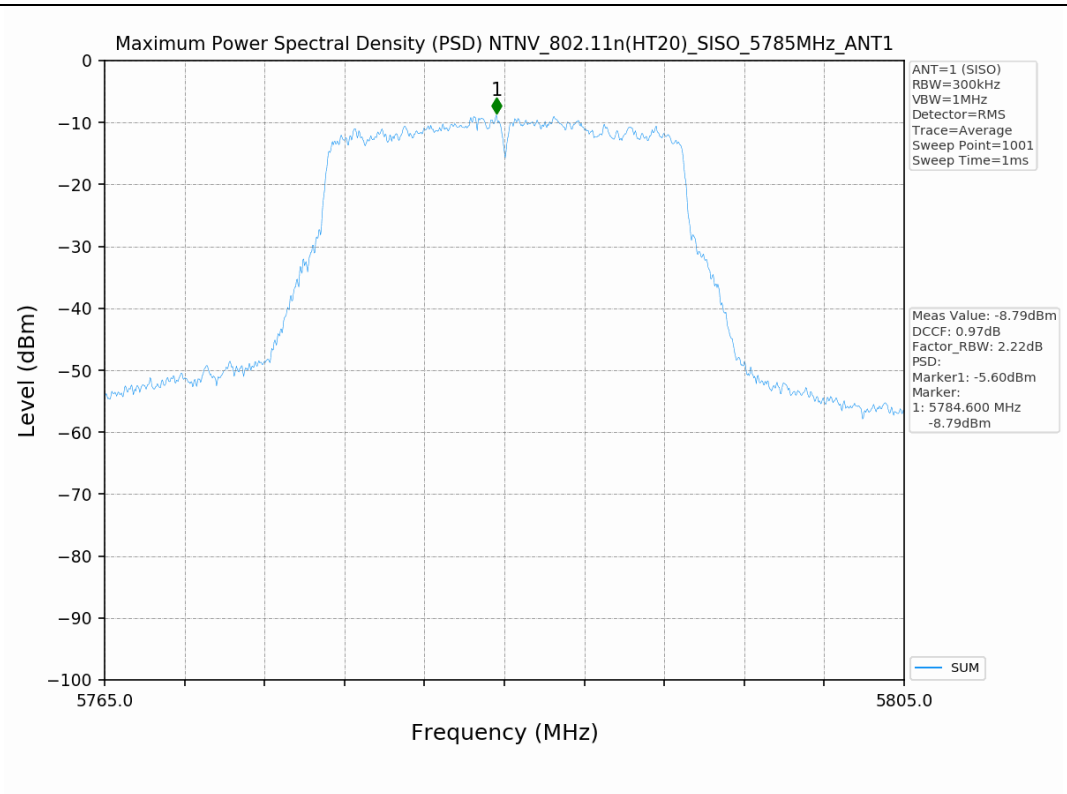
Maximum Power Spectral Density (PSD) NTNV_802.11n(HT20)_SISO_5785MHz_ANT1
ANT=1 (SISO)
RBW=300kHz
VBW=1MHz
Detector=RMS
Trace=Average
Sweep Point=1001
Sweep Time=1ms
Meas Value: -8.79dBm
DCCF: 0.97dB
Factor_RBW: 2.22dB
PSD:
Marker1: -5.60dBm
Marker:
1: 5784.600 MHz
-8.79dBm
SUM
Level (dBm)
Frequency (MHz)
5765.0
5805.0

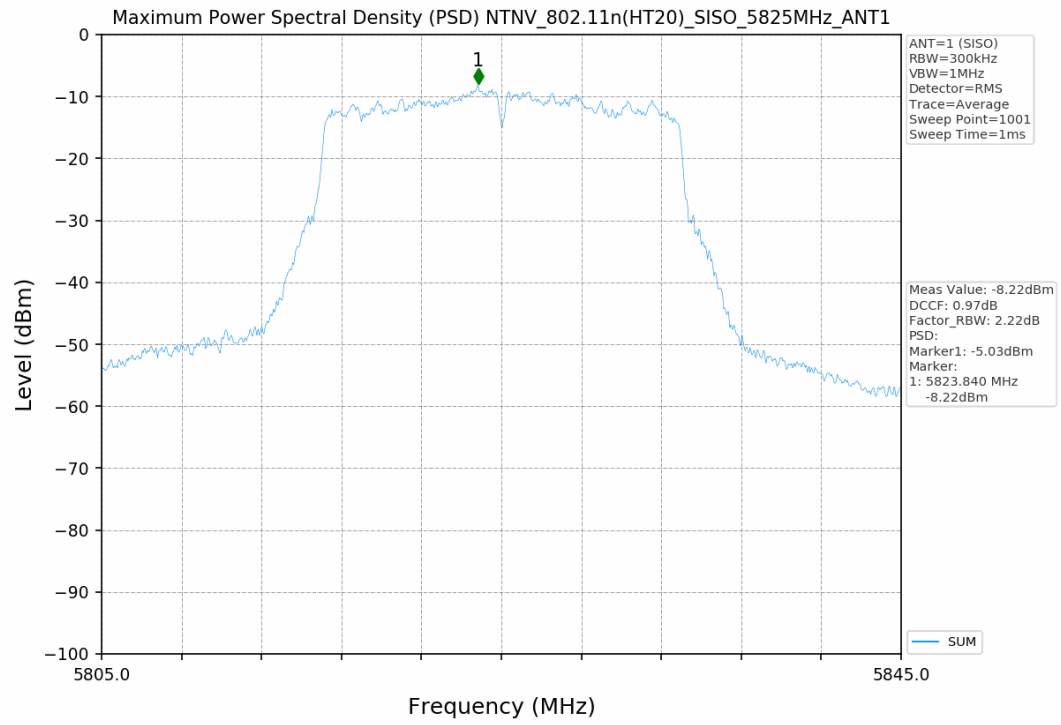
Maximum Power Spectral Density (PSD) NTNV_802.11n(HT20)_SISO_5825MHz_ANT1
ANT=1 (SISO)
RBW=300kHz
VBW=1MHz
Detector=RMS
Trace=Average
Sweep Point=1001
Sweep Time=1ms
Meas Value: -8.22dBm
DCCF: 0.97dB
Factor_RBW: 2.22dB
PSD:
Marker1: -5.03dBm
Marker:
1: 5823.840 MHz
-8.22dBm
SUM
Level (dBm)
Frequency (MHz)
5805.0
5845.0

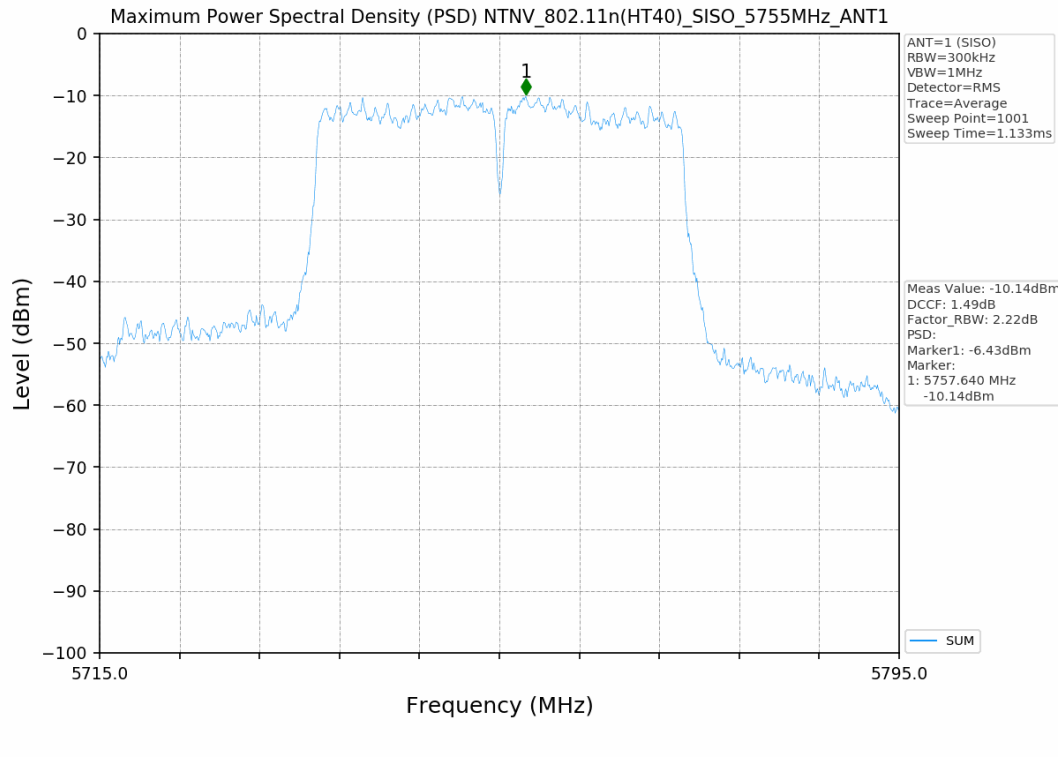
Maximum Power Spectral Density (PSD) NTNV_802.11n(HT40)_SISO_5755MHz_ANT1
ANT=1 (SISO)
RBW=300kHz
VBW=1MHz
Detector=RMS
Trace=Average
Sweep Point=1001
Sweep Time=1.133ms
Meas Value: -10.14dBm
DCCF: 1.49dB
Factor_RBW: 2.22dB
PSD:
Marker1: -6.43dBm
Marker:
1: 5757.640 MHz
-10.14dBm
SUM
Level (dBm)
Frequency (MHz)
5715.0
5795.0

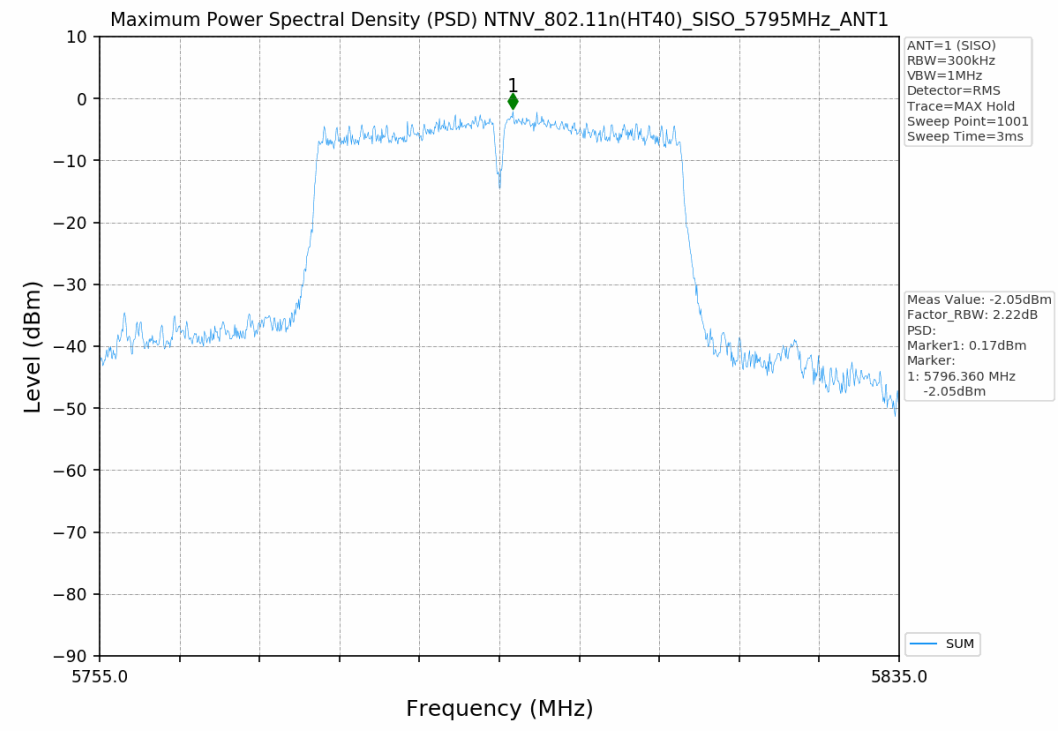
Maximum Power Spectral Density (PSD) NTNV_802.11n(HT40)_SISO_5795MHz_ANT1
ANT=1 (SISO)
RBW=300kHz
VBW=1MHz
Detector=RMS
Trace=MAX Hold
Sweep Point=1001
Sweep Time=3ms
Meas Value: -2.05dBm
Factor_RBW: 2.22dB
PSD:
Marker1: 0.17dBm
Marker:
1: 5796.360 MHz
-2.05dBm
SUM
Level (dBm)
Frequency (MHz)
5755.0
5835.0

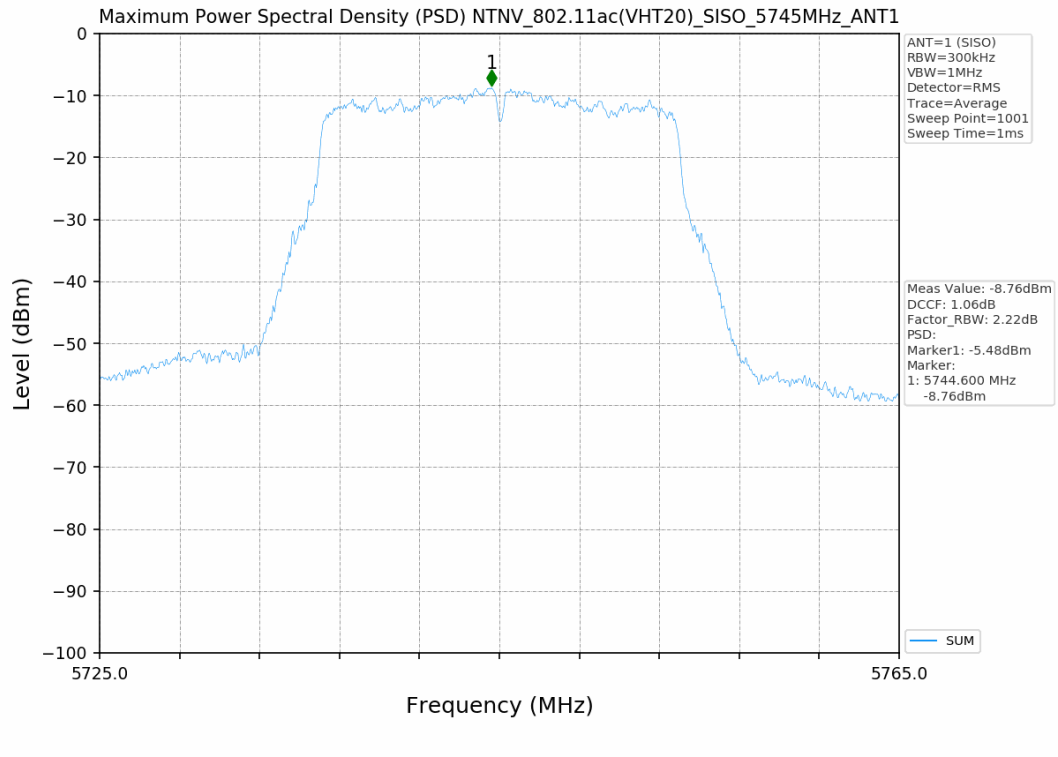
Maximum Power Spectral Density (PSD) NTNV_802.11ac(VHT20)_SISO_5745MHz_ANT1
Level (dBm)
Frequency (MHz)
0
−10
−20
−30
−40
−50
−60
−70
−80
−90
−100
5725.0
5765.0
1
ANT=1 (SISO)
RBW=300kHz
VBW=1MHz
Detector=RMS
Trace=Average
Sweep Point=1001
Sweep Time=1ms
Meas Value: -8.76dBm
DCCF: 1.06dB
Factor_RBW: 2.22dB
PSD:
Marker1: -5.48dBm
Marker:
1: 5744.600 MHz
-8.76dBm
SUM

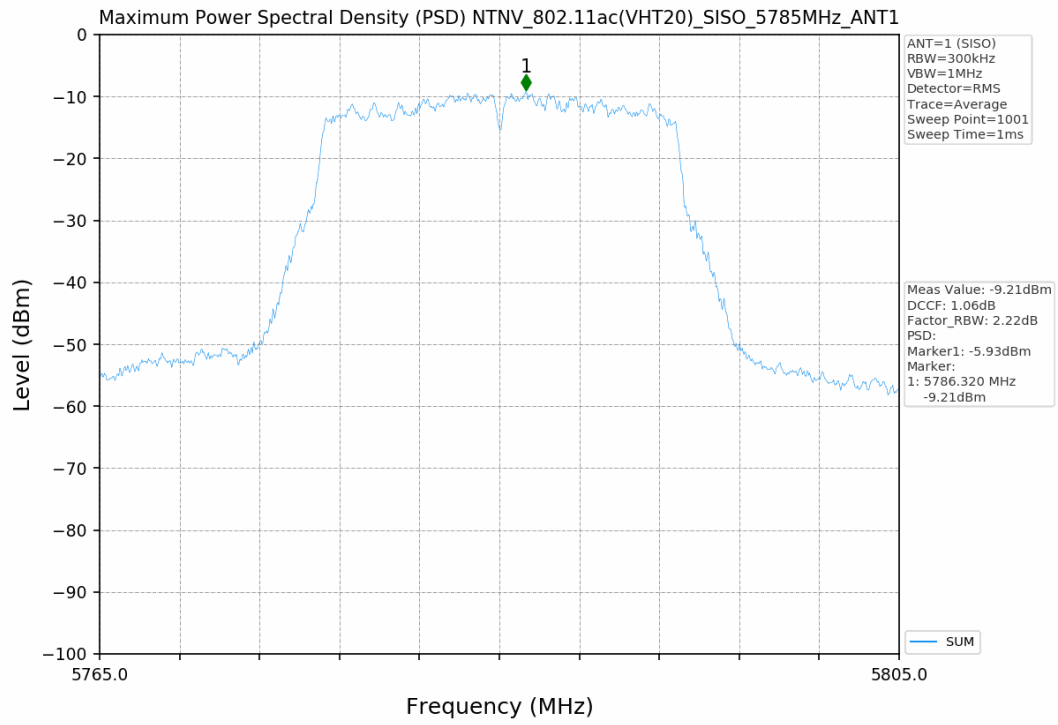
Maximum Power Spectral Density (PSD) NTNV_802.11ac(VHT20)_SISO_5785MHz_ANT1
Level (dBm)
Frequency (MHz)
0
−10
−20
−30
−40
−50
−60
−70
−80
−90
−100
5765.0
5805.0
1
ANT=1 (SISO)
RBW=300kHz
VBW=1MHz
Detector=RMS
Trace=Average
Sweep Point=1001
Sweep Time=1ms
Meas Value: -9.21dBm
DCCF: 1.06dB
Factor_RBW: 2.22dB
PSD:
Marker1: -5.93dBm
Marker:
1: 5786.320 MHz
-9.21dBm
SUM

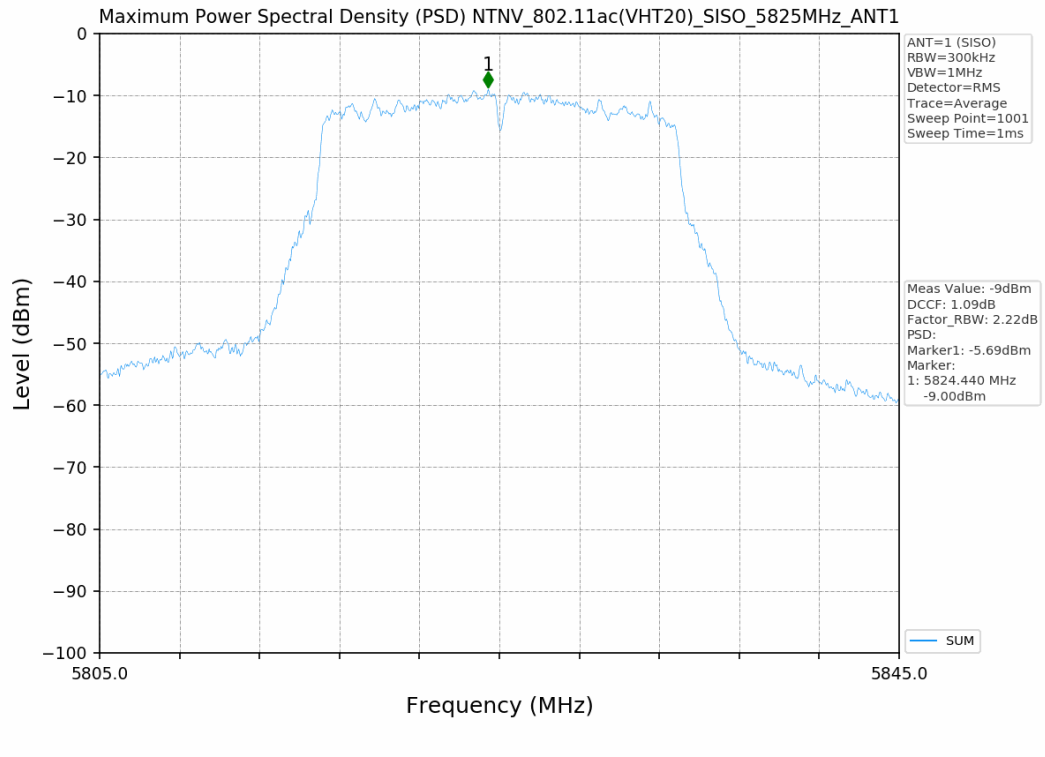
Maximum Power Spectral Density (PSD) NTNV_802.11ac(VHT20)_SISO_5825MHz_ANT1
Level (dBm)
Frequency (MHz)
0
−10
−20
−30
−40
−50
−60
−70
−80
−90
−100
5805.0
5845.0
1
ANT=1 (SISO)
RBW=300kHz
VBW=1MHz
Detector=RMS
Trace=Average
Sweep Point=1001
Sweep Time=1ms
Meas Value: -9dBm
DCCF: 1.09dB
Factor_RBW: 2.22dB
PSD:
Marker1: -5.69dBm
Marker:
1: 5824.440 MHz
-9.00dBm
SUM

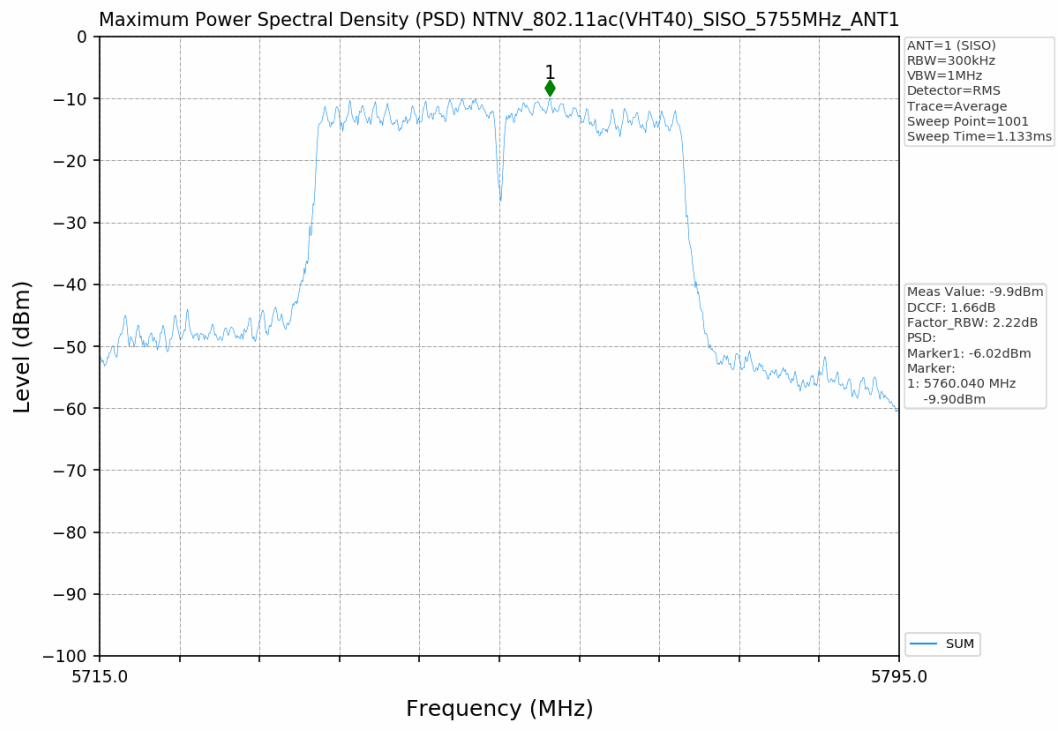
Maximum Power Spectral Density (PSD) NTNV_802.11ac(VHT40)_SISO_5755MHz_ANT1
Level (dBm)
Frequency (MHz)
0
−10
−20
−30
−40
−50
−60
−70
−80
−90
−100
5715.0
5795.0
1
ANT=1 (SISO)
RBW=300kHz
VBW=1MHz
Detector=RMS
Trace=Average
Sweep Point=1001
Sweep Time=1.133ms
Meas Value: -9.9dBm
DCCF: 1.66dB
Factor_RBW: 2.22dB
PSD:
Marker1: -6.02dBm
Marker:
1: 5760.040 MHz
-9.90dBm
SUM

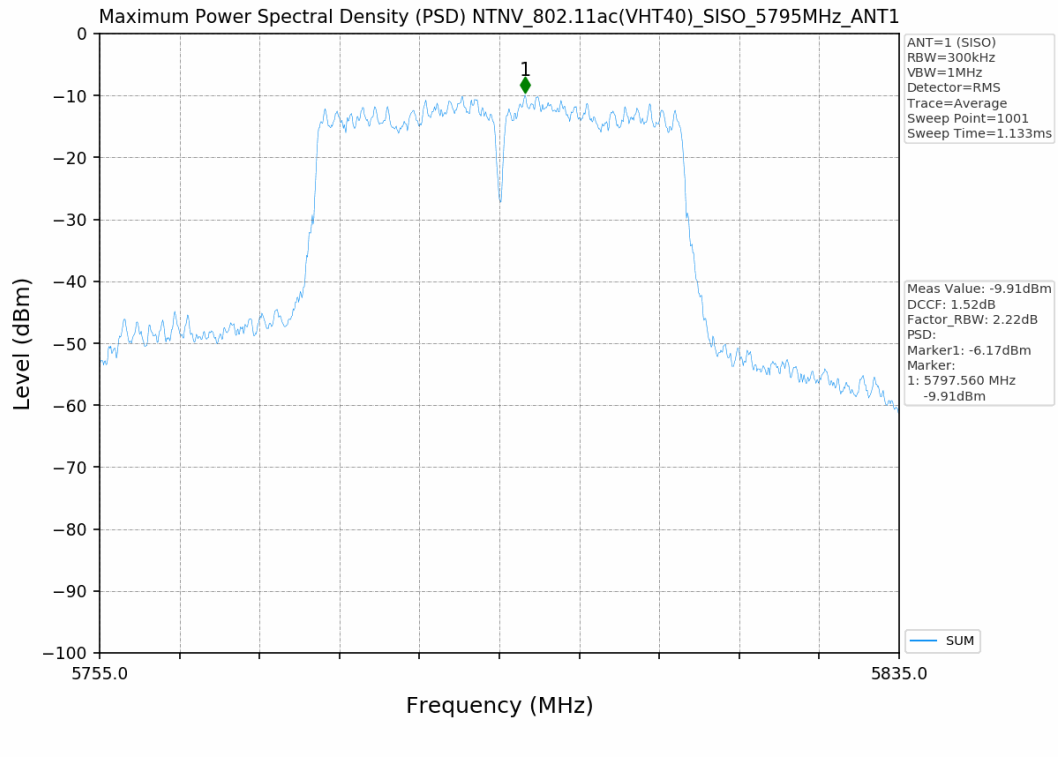
Maximum Power Spectral Density (PSD) NTNV_802.11ac(VHT40)_SISO_5795MHz_ANT1
Level (dBm)
Frequency (MHz)
5755.0
5835.0
0
−10
−20
−30
−40
−50
−60
−70
−80
−90
−100
1
ANT=1 (SISO)
RBW=300kHz
VBW=1MHz
Detector=RMS
Trace=Average
Sweep Point=1001
Sweep Time=1.133ms
Meas Value: -9.91dBm
DCCF: 1.52dB
Factor_RBW: 2.22dB
PSD:
Marker1: -6.17dBm
Marker:
1: 5797.560 MHz
-9.91dBm
SUM

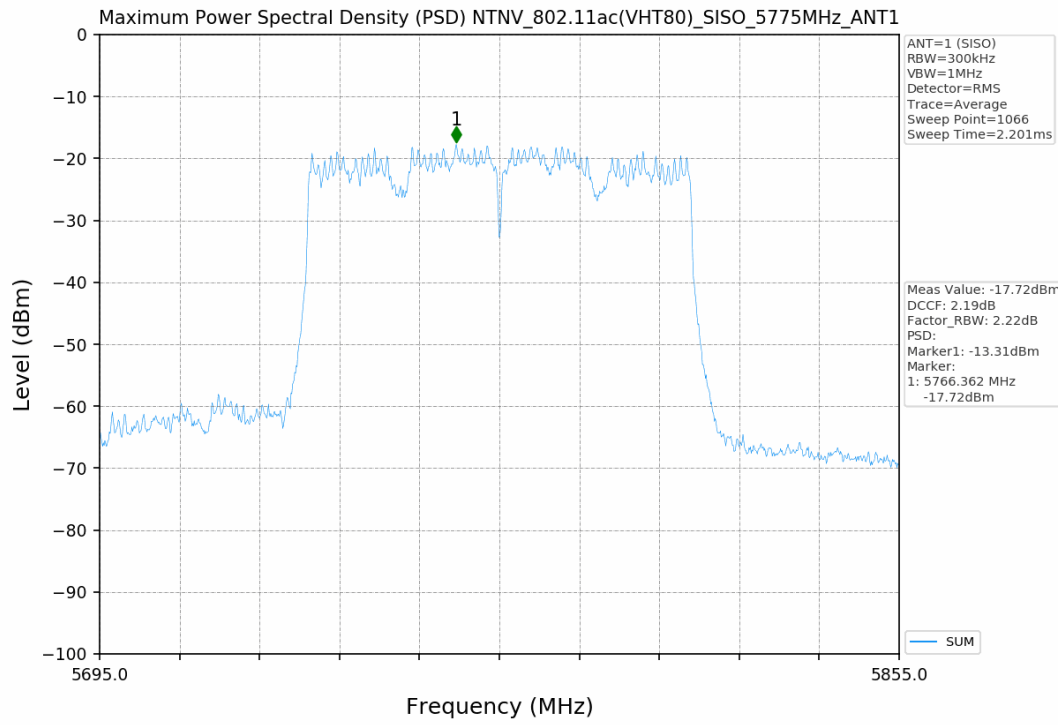
Maximum Power Spectral Density (PSD) NTNV_802.11ac(VHT80)_SISO_5775MHz_ANT1
Level (dBm)
Frequency (MHz)
5695.0
5855.0
0
−10
−20
−30
−40
−50
−60
−70
−80
−90
−100
1
ANT=1 (SISO)
RBW=300kHz
VBW=1MHz
Detector=RMS
Trace=Average
Sweep Point=1066
Sweep Time=2.201ms
Meas Value: -17.72dBm
DCCF: 2.19dB
Factor_RBW: 2.22dB
PSD:
Marker1: -13.31dBm
Marker:
1: 5766.362 MHz
-17.72dBm
SUM

4. Frequency Stability

4.1 Test Result

Test Condition	Test Mode	Test Frequency [MHz]	Ant	Result [ppm]	Limit [ppm]	Verdict
NTNV	Carrier	5180	1	3.86	<=20	PASS
		5190	1	7.71	<=20	PASS
		5200	1	3.85	<=20	PASS
		5210	1	15.36	<=20	PASS
		5230	1	7.65	<=20	PASS
		5240	1	3.82	<=20	PASS
		5260	1	3.80	<=20	PASS
		5270	1	7.59	<=20	PASS
		5290	1	15.12	<=20	PASS
		5300	1	3.77	<=20	PASS
		5310	1	7.53	<=20	PASS
		5320	1	3.76	<=20	PASS
		5500	1	3.64	<=20	PASS
		5510	1	7.26	<=20	PASS
		5530	1	14.47	<=20	PASS
		5550	1	7.21	<=20	PASS
		5580	1	3.58	<=20	PASS
		5590	1	7.16	<=20	PASS
		5600	1	3.57	<=20	PASS
		5610	1	14.26	<=20	PASS
		5670	1	7.05	<=20	PASS
		5690	1	14.06	<=20	PASS
		5700	1	3.51	<=20	PASS
		5710	1	7.01	<=20	PASS
		5720	1	3.50	<=20	PASS
		5745	1	3.48	<=20	PASS
		5755	1	6.95	<=20	PASS
		5775	1	13.85	<=20	PASS
		5785	1	3.46	<=20	PASS
		5795	1	6.90	<=20	PASS
		5825	1	3.43	<=20	PASS