Appendix B
RF Test Data for BT V5.0(BDR/EDR) (Conducted Measurement)
Product Name: Trolley Rechargeable Speaker
Trade Mark: PearTronics
Test Model: PT 1243

Environmental Conditions

Temperature:	22.6° C
Relative Humidity:	53.4%
ATM Pressure:	100.0 kPa
Test Engineer:	Jay Li
Supervised by:	Li Huan

B.1 Duty Cycle

Test Mode	Test Channel	Ant	Duty Cycle[%]	Verdict
BT LE	2440	Ant1	100	PASS

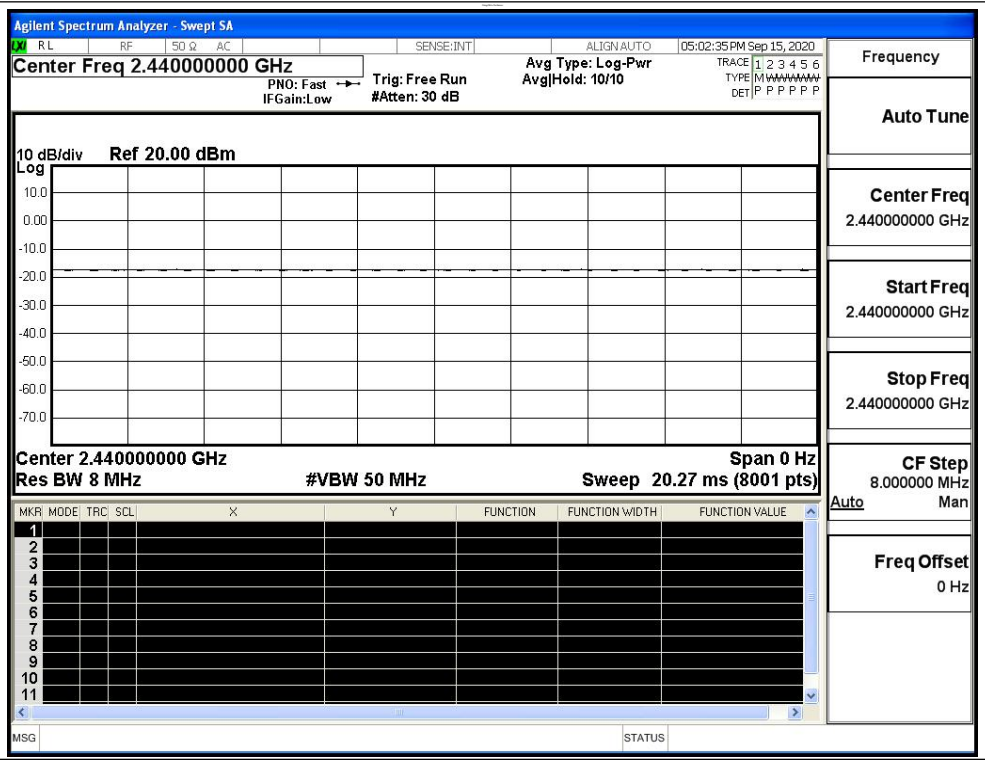

B.2 Maximum Conducted Peak Output Power

Mode	Channel	Conduct Peak Power[dBm]	Limit [dBm]	Verdict
BT LE	LCH	-6.925	30	PASS
BT LE	MCH	-9.675	30	PASS
BT LE	HCH	-11.891	30	PASS

Test Graphs		
LCH		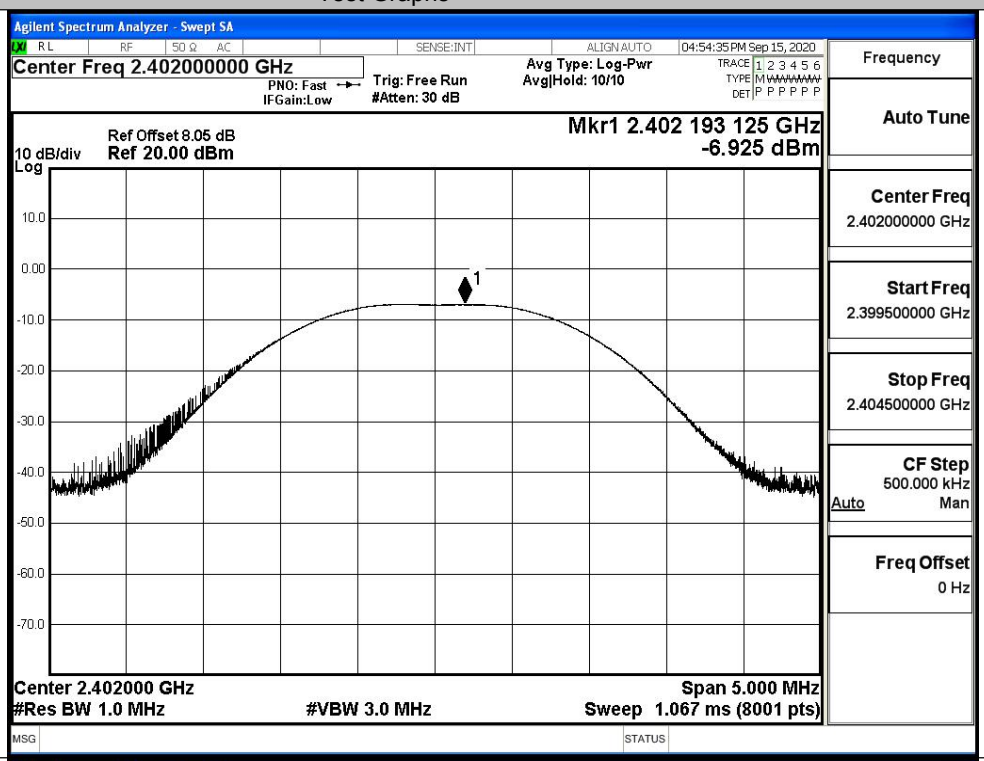
MCH		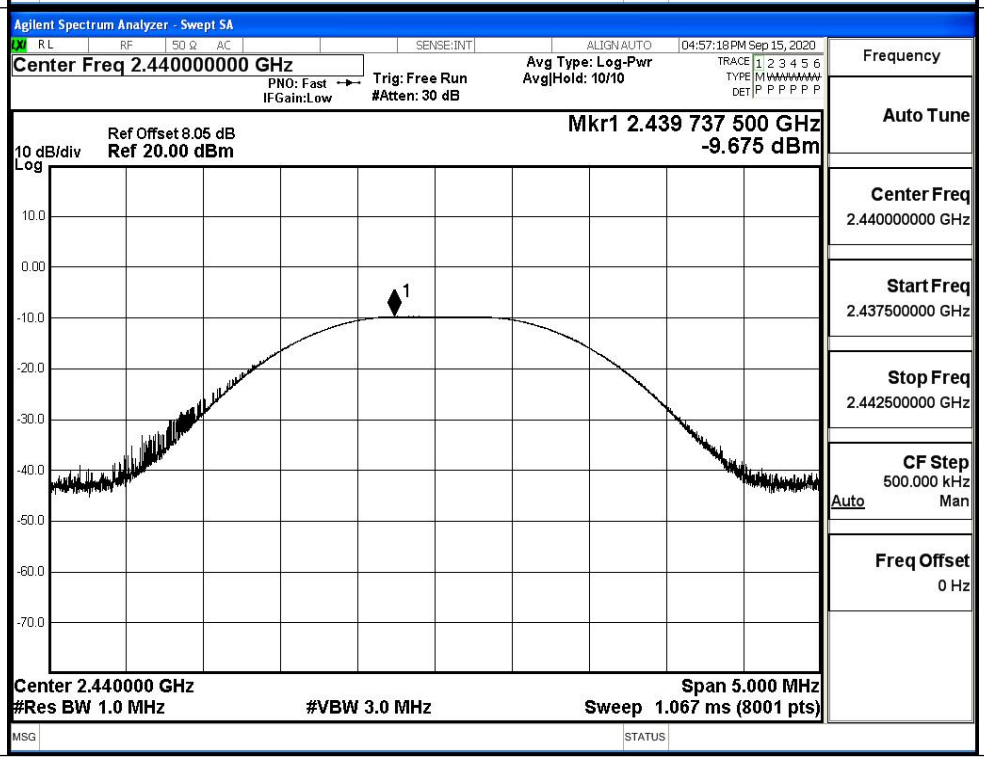

HCH		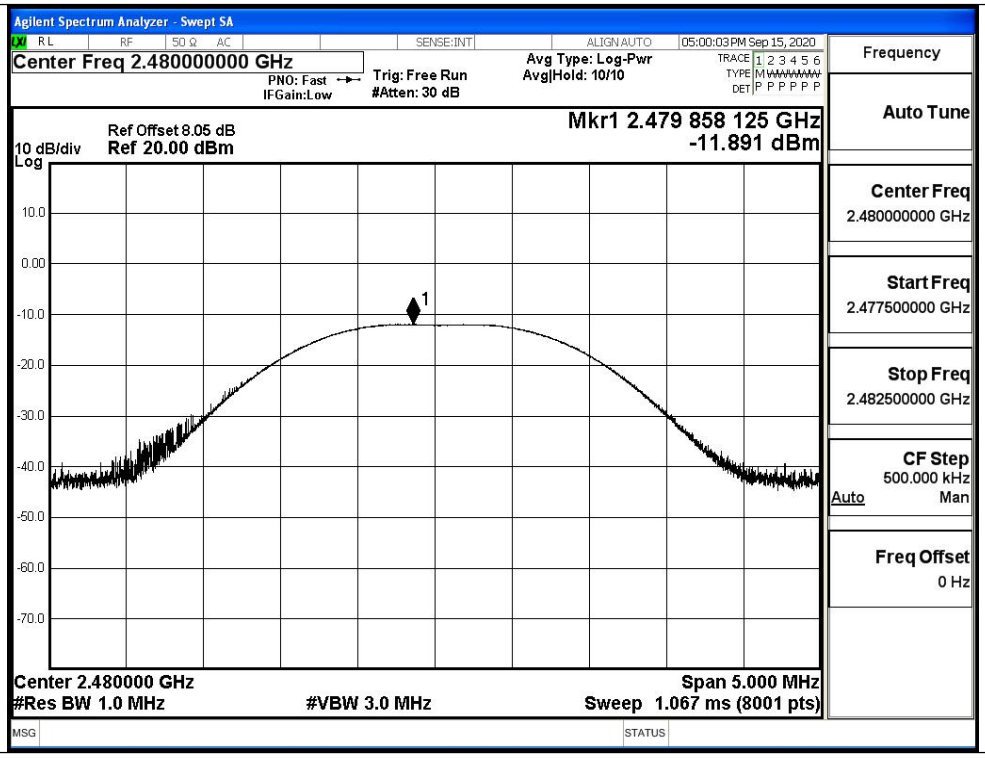

Agilent Spectrum Analyzer - Swept SA
Center Freq 2.480000000 GHz
PNO: Fast
IFGain:Low
Trig: Free Run
#Atten: 30 dB
Avg Type: Log-Pwr
Avg|Hold: 10/10
05:00:03 PM Sep 15, 2020
Ref Offset 8.05 dB
10 dB/div
Ref 20.00 dBm
Log
Mkr1 2.479 858 125 GHz
-11.891 dBm
Center 2.480000 GHz
#Res BW 1.0 MHz
#VBW 3.0 MHz
Span 5.000 MHz
Sweep 1.067 ms (8001 pts)
Frequency
Auto Tune
Center Freq
2.480000000 GHz
Start Freq
2.477500000 GHz
Stop Freq
2.482500000 GHz
CF Step
500.000 kHz
Auto
Man
Freq Offset
0 Hz

B.3 Maximum Power Spectral Density

Mode	Channel	PSD [dBm/3KHz]	Limit [dBm/3KHz]	Verdict
BT LE	LCH	-22.097	8	PASS
BT LE	MCH	-25.032	8	PASS
BT LE	HCH	-27.154	8	PASS

Test Graphs		
LCH		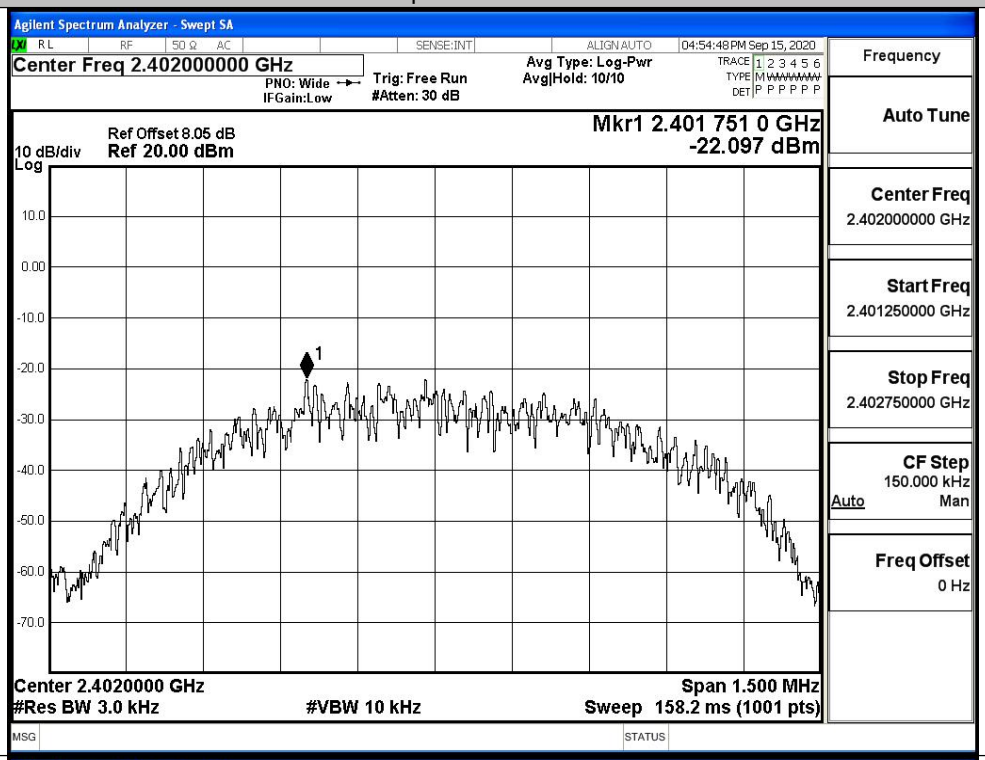
MCH		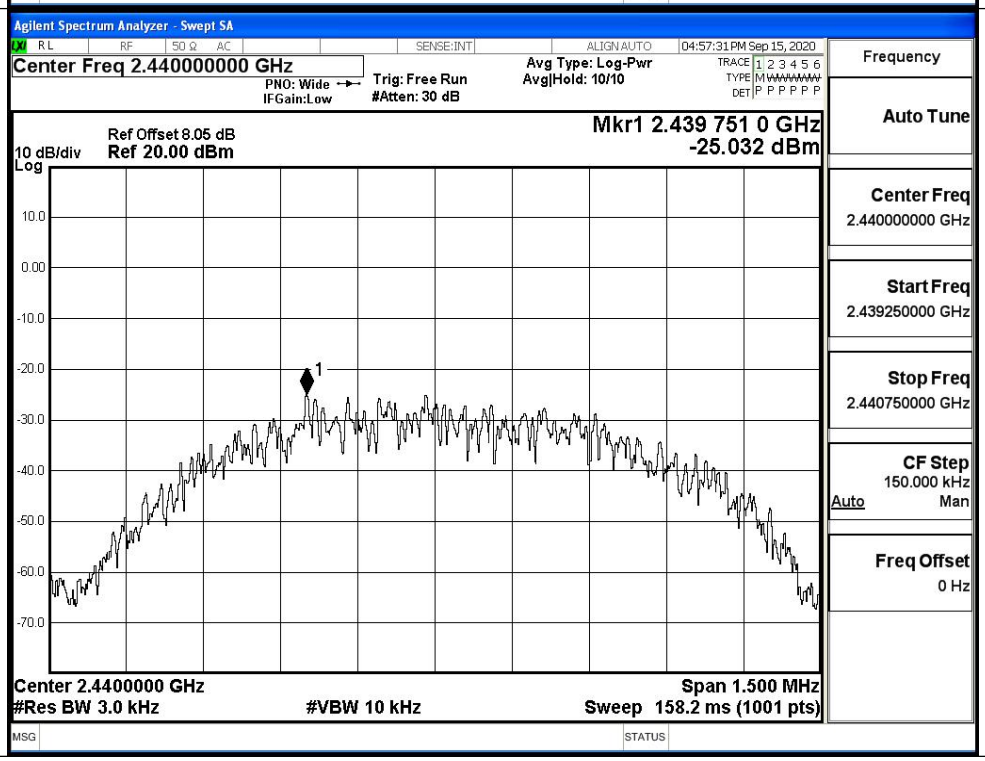

HCH		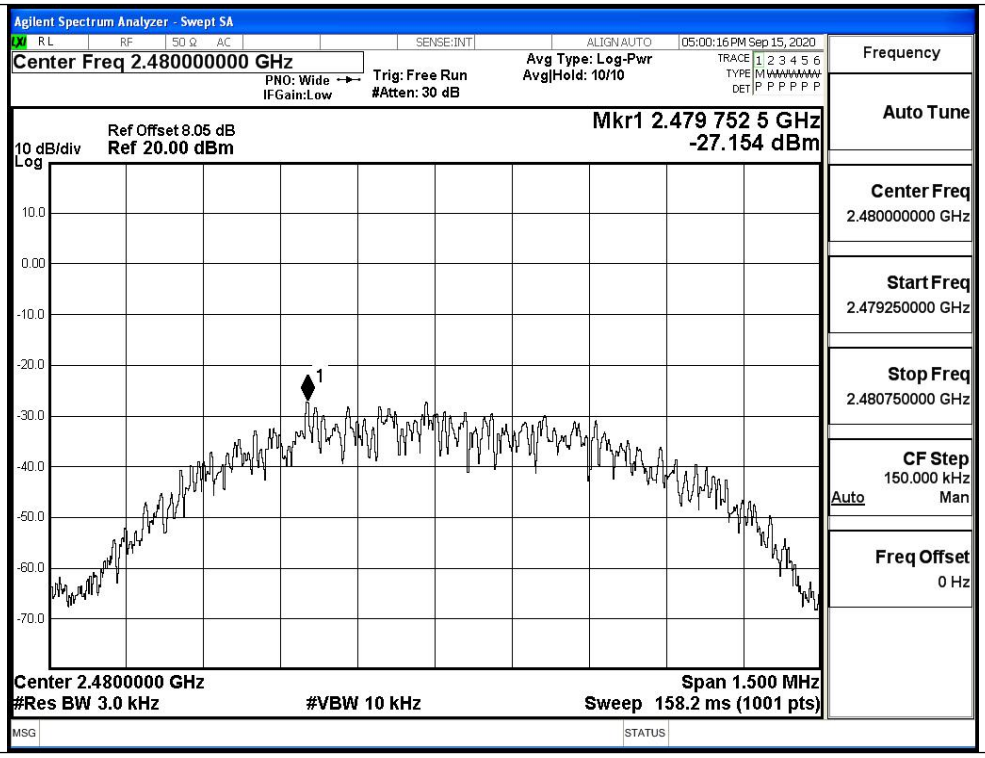

Agilent Spectrum Analyzer - Swept SA
Center Freq 2.480000000 GHz
PNO: Wide
IFGain:Low
Trig: Free Run
#Atten: 30 dB
Avg Type: Log-Pwr
Avg|Hold: 10/10
05:00:16 PM Sep 15, 2020
Ref Offset 8.05 dB
10 dB/div
Ref 20.00 dBm
Log
Mkr1 2.479 752 5 GHz
-27.154 dBm
Center 2.4800000 GHz
#Res BW 3.0 kHz
#VBW 10 kHz
Span 1.500 MHz
Sweep 158.2 ms (1001 pts)
Frequency
Auto Tune
Center Freq
2.480000000 GHz
Start Freq
2.479250000 GHz
Stop Freq
2.480750000 GHz
CF Step
150.000 kHz
Auto
Man
Freq Offset
0 Hz

B.4 6dB Bandwidth

Mode	Channel	6dB Bandwidth [MHz]	Limit [MHz]	Verdict
BT LE	LCH	0.6863	⩾0.5	PASS
BT LE	MCH	0.6885	⩾0.5	PASS
BT LE	HCH	0.6922	⩾0.5	PASS

Test Graphs

LCH

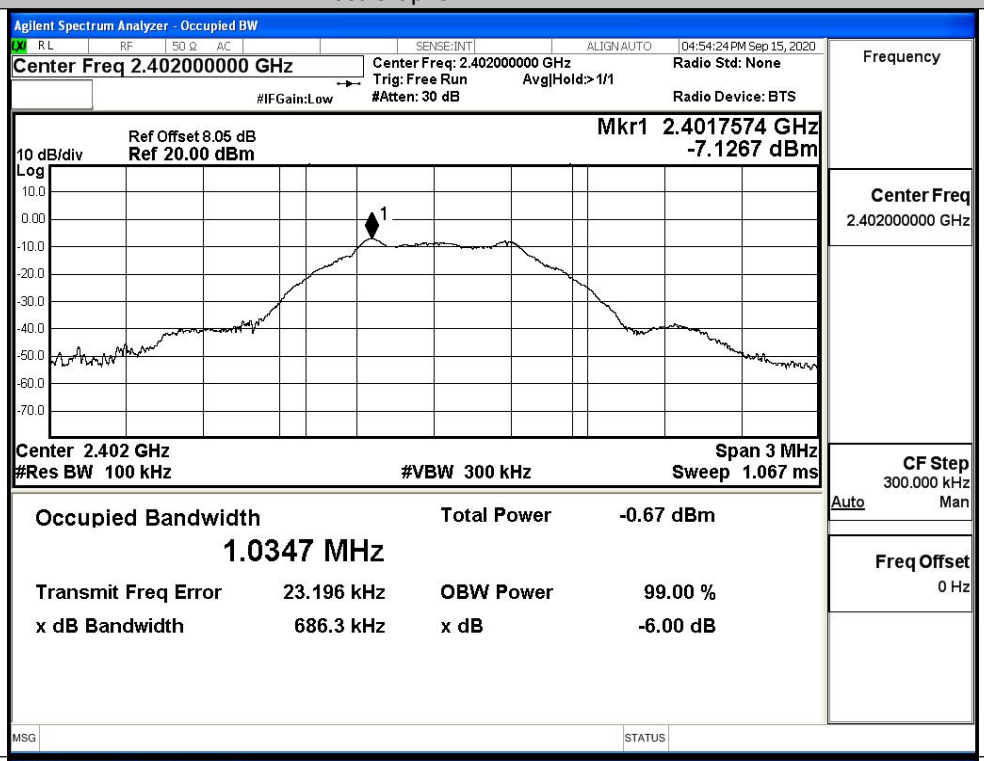

MCH

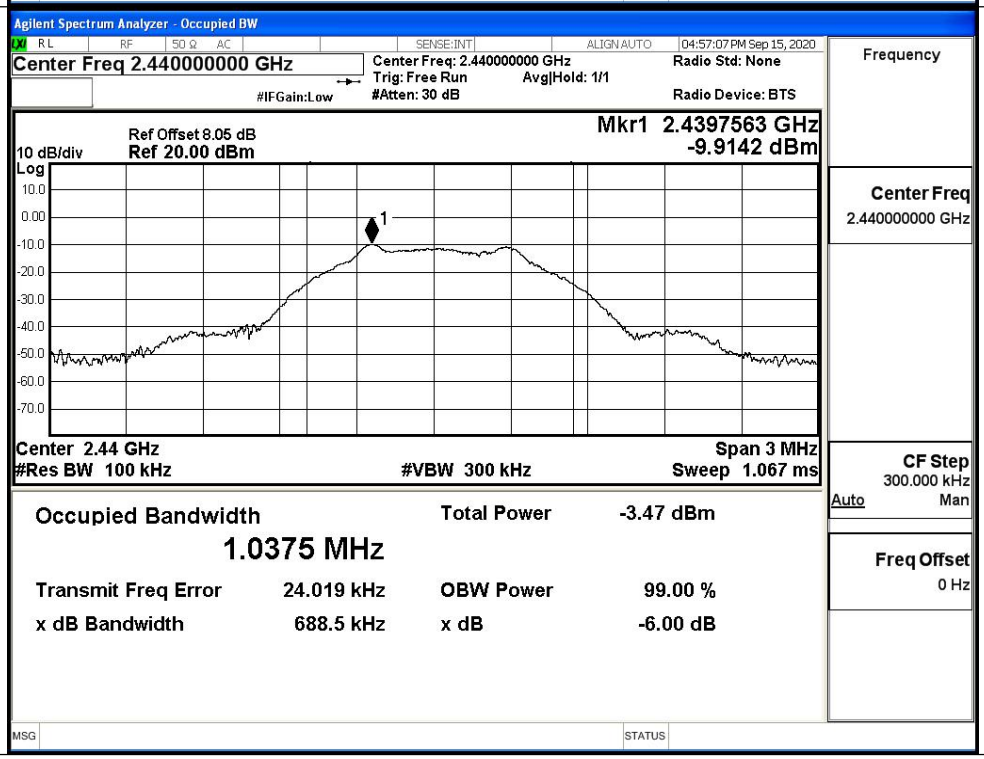

HCH		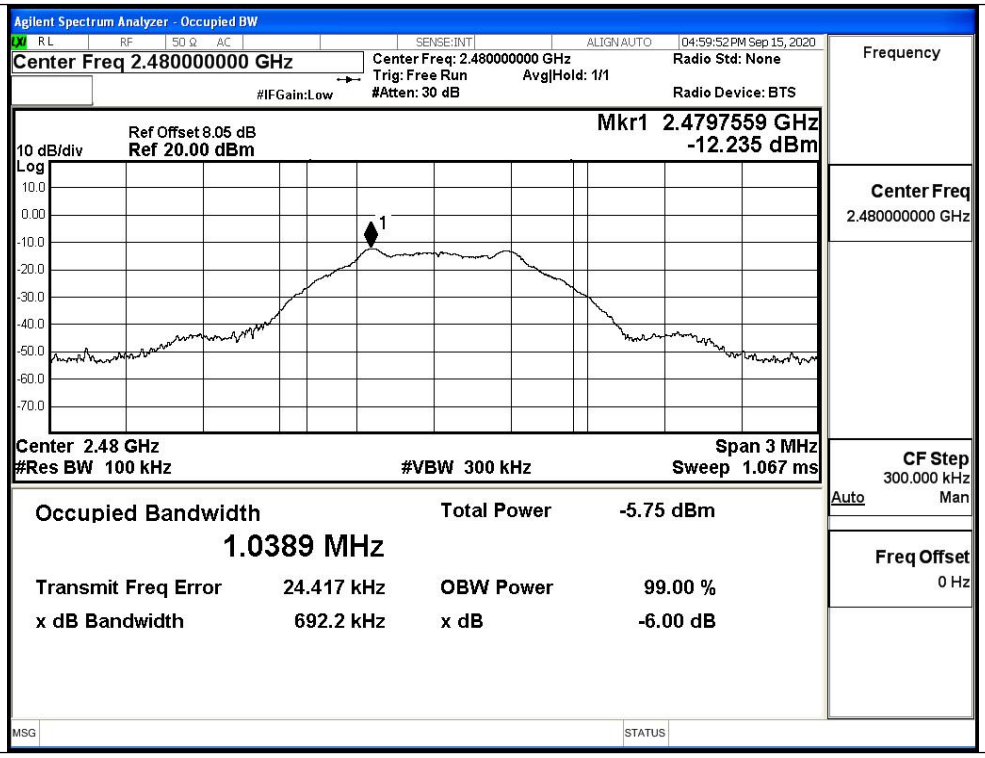

Agilent Spectrum Analyzer - Occupied BW
RL
RF
50 Ω AC
SENSE:INT
ALIGN AUTO
04:59:52 PM Sep 15, 2020
Center Freq 2.480000000 GHz
Center Freq: 2.480000000 GHz
Trig: Free Run
Avg|Hold: 1/1
#IFGain:Low
#Atten: 30 dB
Radio Std: None
Radio Device: BTS
Frequency
Ref Offset 8.05 dB
10 dB/div
Ref 20.00 dBm
Log
Mkr1 2.4797559 GHz
-12.235 dBm
10.0
0.00
-10.0
-20.0
-30.0
-40.0
-50.0
-60.0
-70.0
1
Center Freq
2.480000000 GHz
Center 2.48 GHz
#Res BW 100 kHz
#VBW 300 kHz
Span 3 MHz
Sweep 1.067 ms
CF Step
300.000 kHz
Auto
Man
Occupied Bandwidth
1.0389 MHz
Total Power -5.75 dBm
Transmit Freq Error 24.417 kHz
OBW Power 99.00 %
x dB Bandwidth 692.2 kHz
x dB -6.00 dB
Freq Offset
0 Hz
MSG
STATUS

B.5 RF Conducted Spurious Emissions

Mode	Channel	Pref [dBm]	Max. Level [dBm]	Limit [dBm]	Verdict
BT LE	LCH	-7.125	-36.426	-27.125	PASS
BT LE	MCH	-9.897	-37.748	-29.897	PASS
BT LE	HCH	-12.366	-36.232	-32.366	PASS

BT LE_LCH_Graphs		
Pref/BT LE/LCH		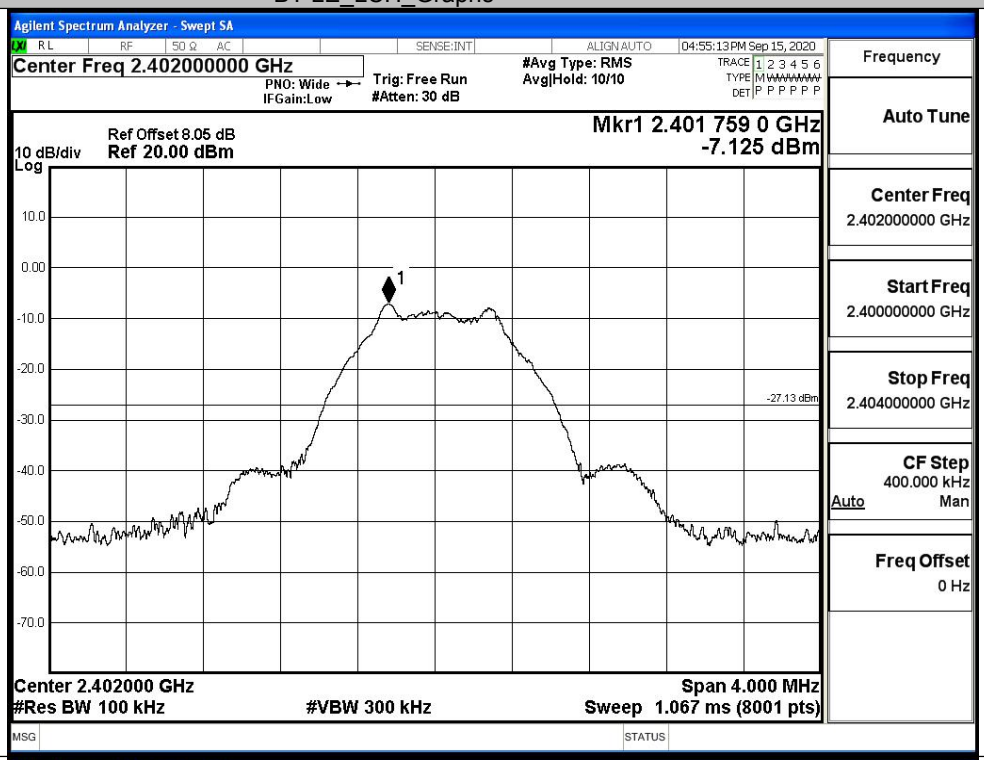
Puw/BT LE/LCH		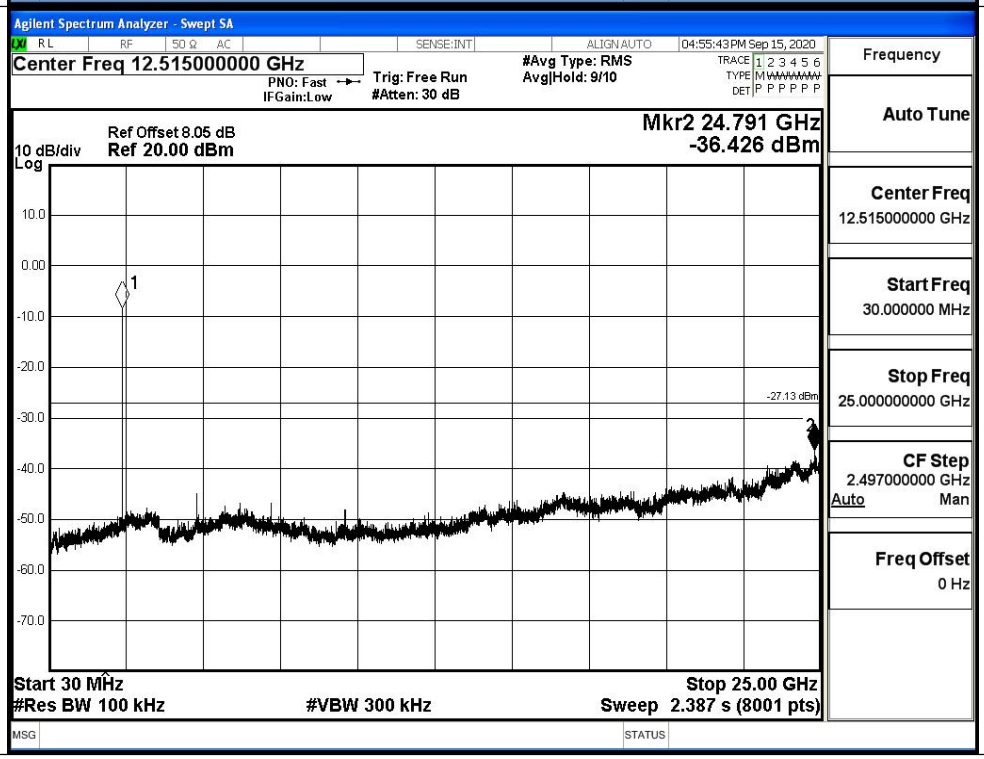

BT LE_MCH_Graphs		
Pref/BT LE/MCH		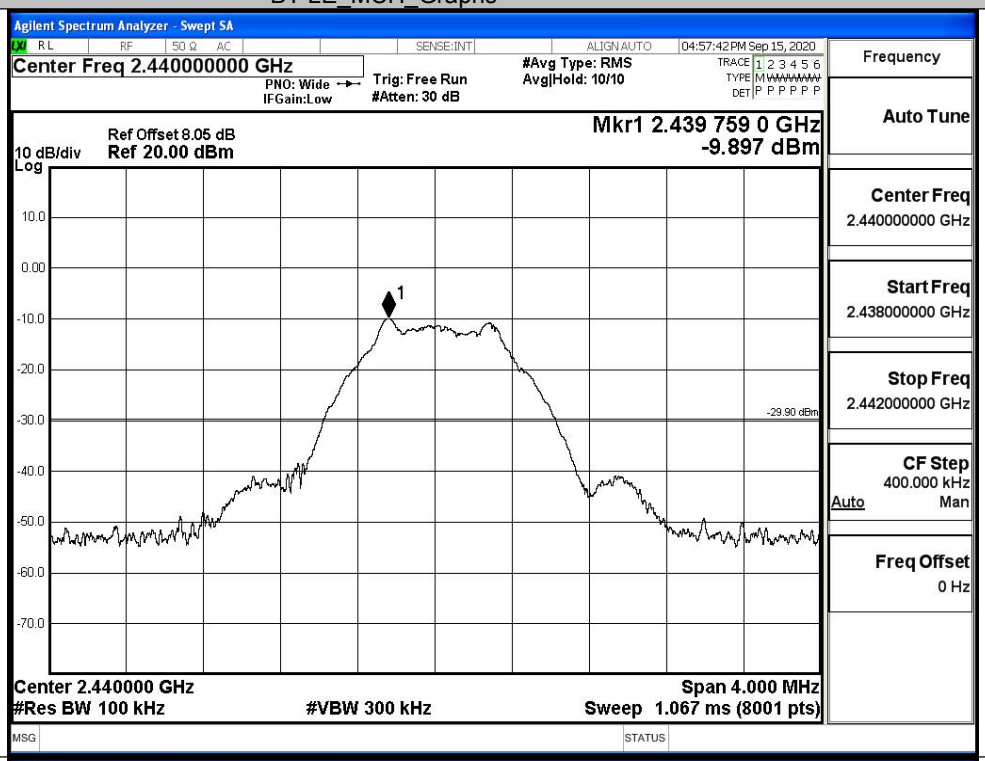
Puw/BT LE/MCH		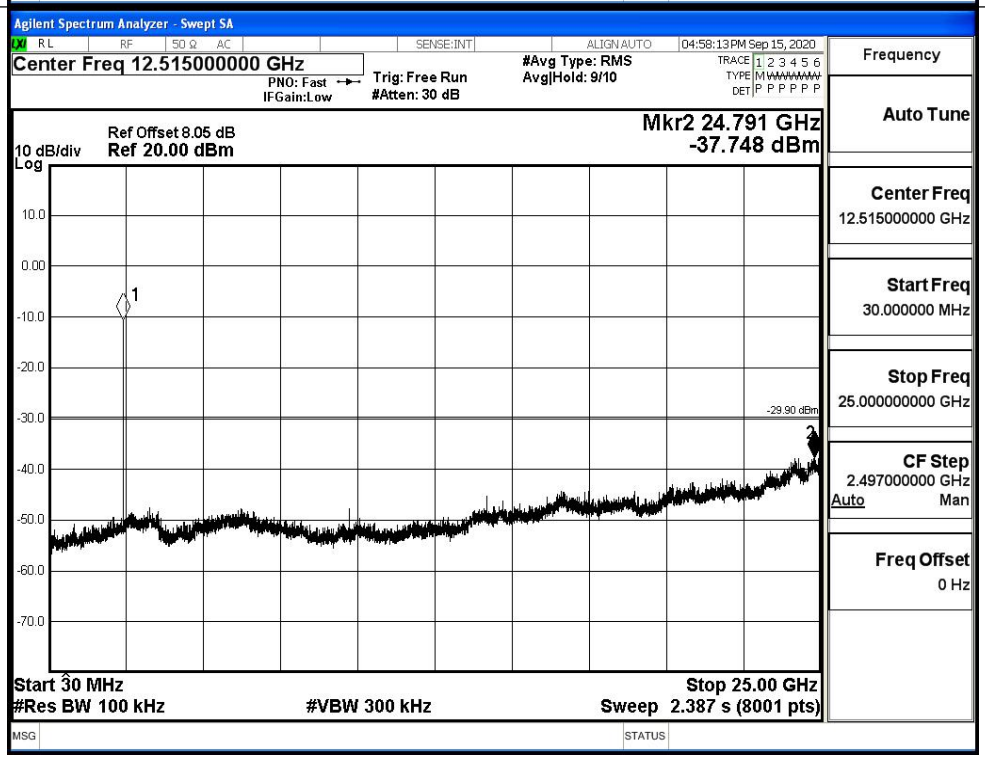

BT LE_HCH_Graphs		
Pref/BT LE/HCH		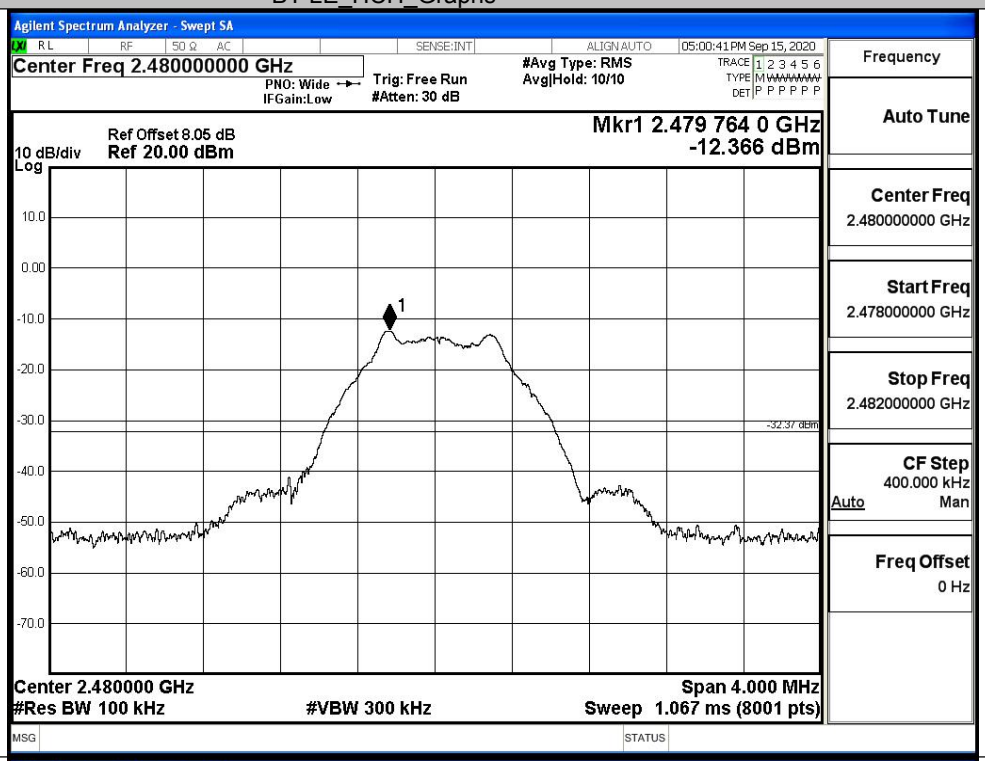
Puw/BT LE/HCH		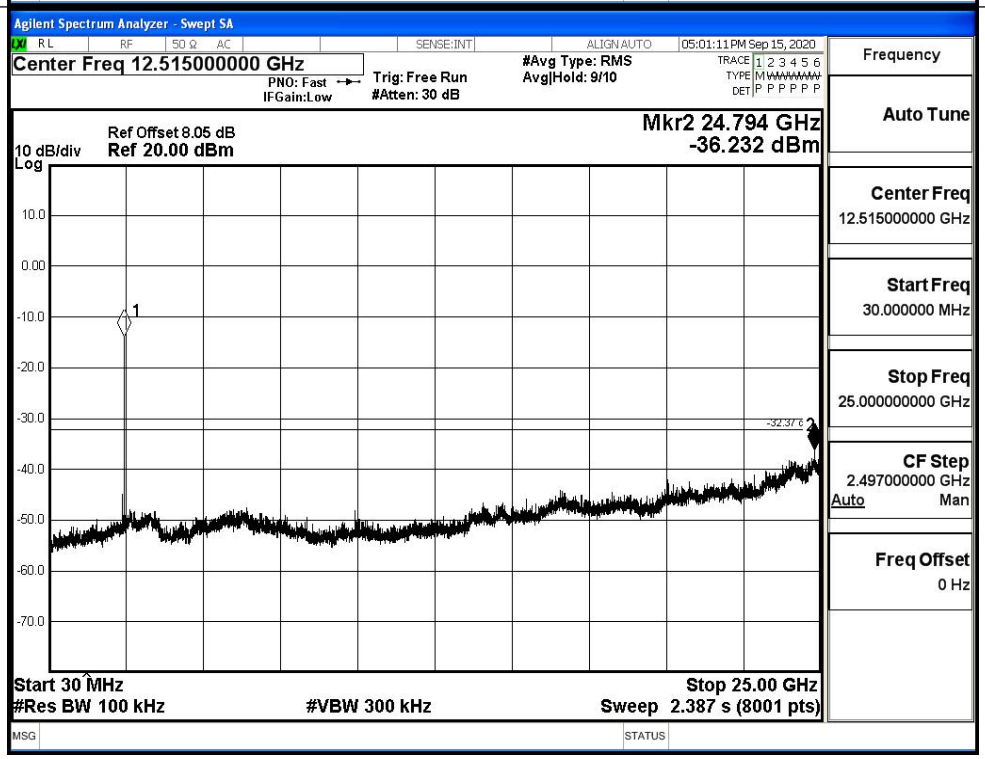

B.6 Band-edge for RF Conducted Emissions

Mode	Channel	Carrier Power[dBm]	Max.Spurious Level [dBm]	Limit [dBm]	Verdict
BT LE	LCH	-7.104	-48.472	-27.1	PASS
BT LE	HCH	-12.243	-49.024	-32.24	PASS

Test Graphs

LCH

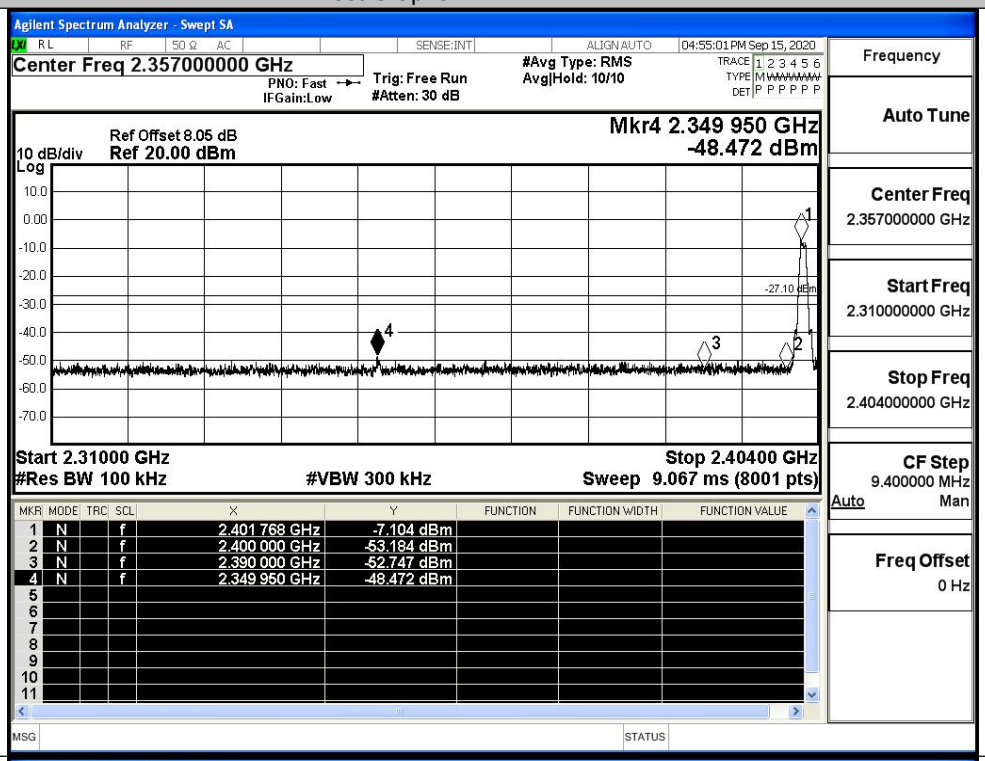

HCH

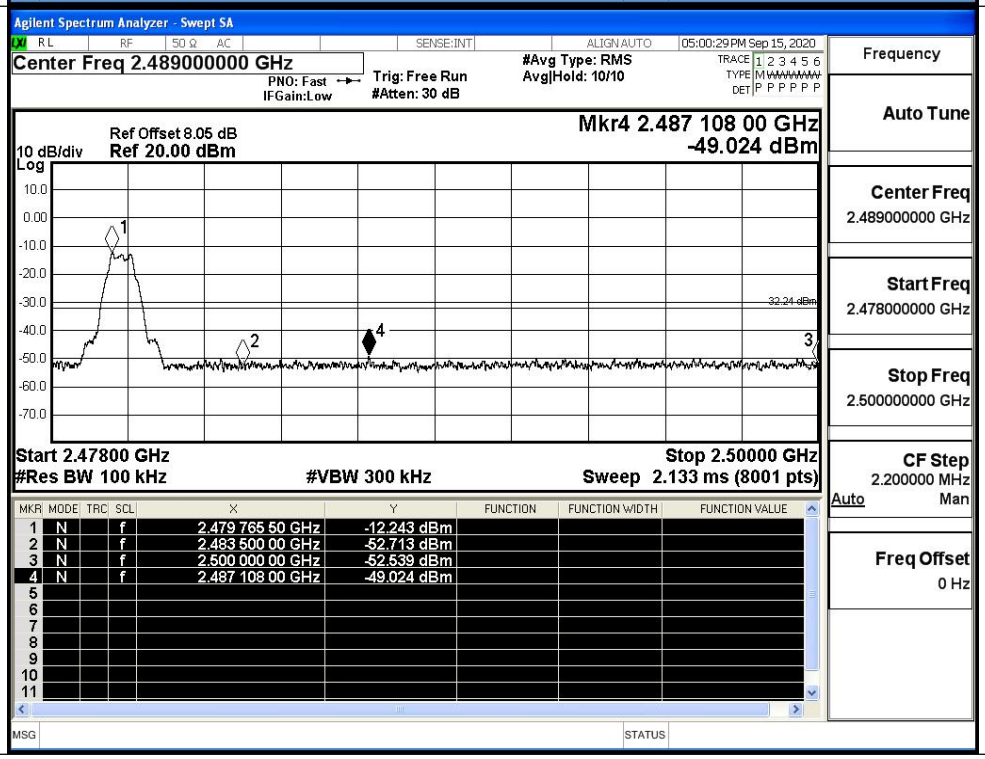

B.7 Restrict-band band-edge measurements

Test Mode	Test Channel	Ant	Freq.	Power [dBm]	Gain	Ground Factor	E [dBuV/m]	Detector	Limit [dBuV/m]	Verdi.
BT LE	2402	Ant1	2310.0	-43.66	2.0	0	53.57	PEAK	74	PASS
		Ant1	2310.0	-53.37	2.0	0	43.86	AV	54	PASS
		Ant1	2390.0	-42.32	2.0	0	54.91	PEAK	74	PASS
		Ant1	2390.0	-52.99	2.0	0	44.24	AV	54	PASS
	2480	Ant1	2483.5	-41.25	2.0	0	55.98	PEAK	74	PASS
		Ant1	2483.5	-52.52	2.0	0	44.71	AV	54	PASS
		Ant1	2500.0	-41.82	2.0	0	55.41	PEAK	74	PASS
		Ant1	2500.0	-52.37	2.0	0	44.86	AV	54	PASS

Restrict-band band-edge measurements_BT LE_2402_Ant1_PEAK

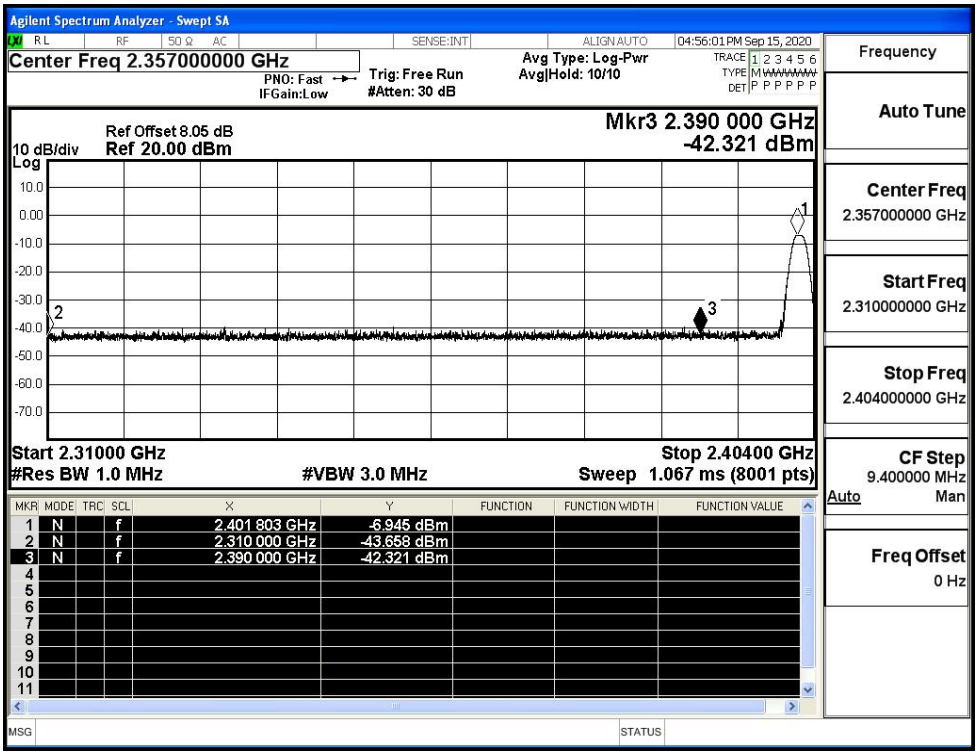

Restrict-band band-edge measurements_BT LE_2402_Ant1_AV

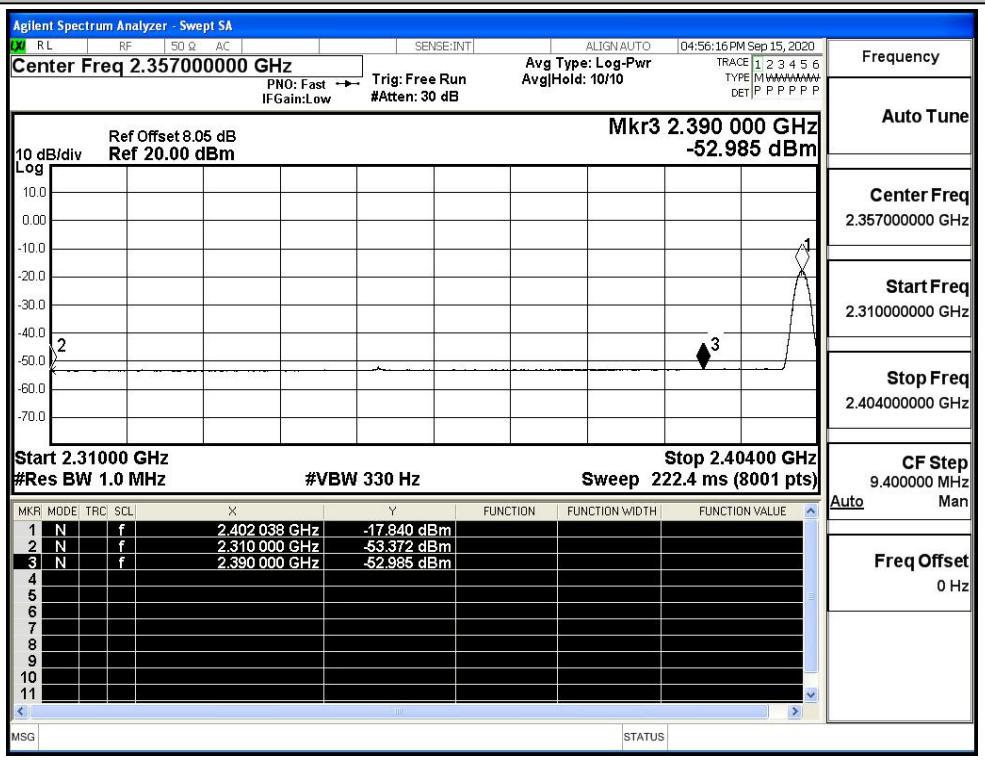

Restrict-band band-edge measurements_BT LE_2480_Ant1_PEAK

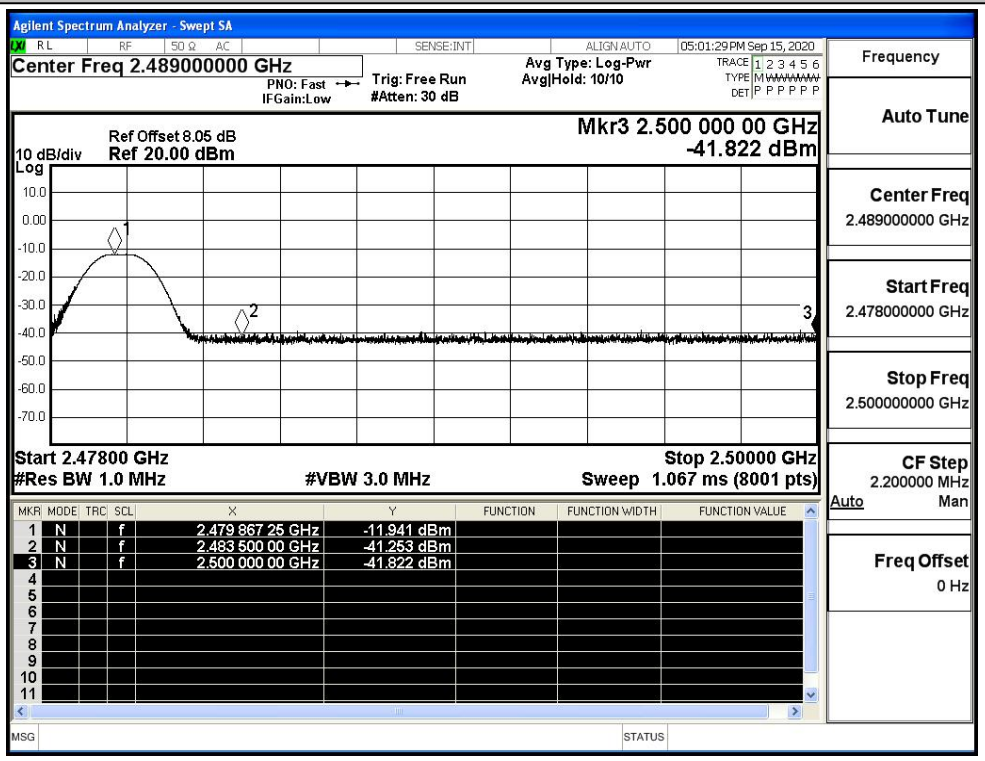
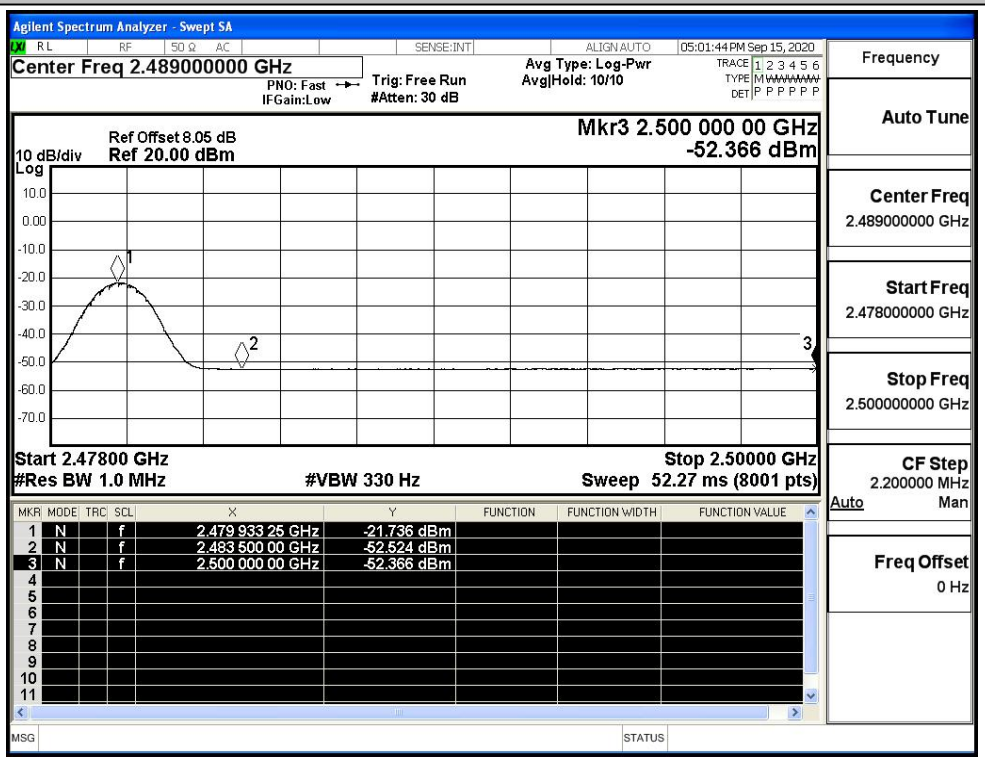
Restrict-band band-edge measurements_BT LE_2480_Ant1_AV