FCC CO-LOCATION RADIO TEST REPORT

FCC ID	:	**2AXFL-4269**
Equipment	:	**Digital Media Receiver**
Model Name	:	**H6Y2A5**
Applicant	:	**Orthoclase Feldspar LLC 1202 NE McClain Road Bentonville, AR 72712**
Standard	:	**FCC Part 15 Subpart E §15.407**

The product was received on May 20, 2021 and testing was started from May 27, 2021 and completed on Jun. 15, 2021. We, Sporton International Inc. Wensan Laboratory, would like to declare that the tested sample has been evaluated in accordance with the test procedures and has been in compliance with the applicable technical standards.

The test results in this report apply exclusively to the tested model / sample. Without written approval of Sporton International Inc. Wensan Laboratory, the test report shall not be reproduced except in full.

Louis Wu

Approved by: Louis Wu

Sporton International Inc. Wensan Laboratory
No.58, Aly. 75, Ln. 564, Wenhua 3rd, Rd., Guishan Dist., Taoyuan City 333010, Taiwan (R.O.C.)

Table of Contents

History of this test report **3**
Summary of Test Result **4**
1 General Description **5**
1.1 Product Feature of Equipment Under Test 5
1.2 Product Specification of Equipment Under Test 5
1.3 Modification of EUT 6
1.4 Testing Location 6
1.5 Applicable Standards 7
2 Test Configuration of Equipment Under Test **8**
2.1 Carrier Frequency and Channel 8
2.2 Test Mode 9
2.3 Connection Diagram of Test System 9
2.4 EUT Operation Test Setup 9
3 Test Result **10**
3.1 Unwanted Emissions Measurement 10
3.2 Antenna Requirements 15
4 List of Measuring Equipment **16**
5 Uncertainty of Evaluation **17**
Appendix A. Radiated Spurious Emission
Appendix B. Radiated Spurious Emission Plots
Appendix C. Duty Cycle Plots

History of this test report

Report No.	Version	Description	Issued Date
FR120234-01F	01	Initial issue of report	Jul. 07, 2021

Summary of Test Result

Report Clause	Ref Std. Clause	Test Items	Result (PASS/FAIL)
3.1	15.407(b)	Unwanted Emissions	Pass
3.2	15.203 15.407(a)	Antenna Requirement	Pass

Declaration of Conformity:
The test results with all measurement uncertainty excluded are presented in accordance with the regulation limits or requirements declared by manufacturers.
Comments and Explanations:
The declared of product specification for EUT presented in the report are provided by the manufacturer, and the manufacturer takes all the responsibilities for the accuracy of product specification.

Reviewed by: Alan Liu

Report Producer: Amy Chen

1 General Description

1.1 Product Feature of Equipment Under Test

Product Feature	
Equipment	Digital Media Receiver
Model Name	H6Y2A5
FCC ID	2AXFL-4269
EUT supports Radios application	WLAN 11b/g/n HT20 WLAN 11a/n HT20/HT40 WLAN 11ac VHT20/VHT40/VHT80 Bluetooth BR/EDR/LE

1.2 Product Specification of Equipment Under Test

Product Specification subjective to this standard	
Tx/Rx Channel Frequency Range	2402 MHz ~ 2480 MHz 2412 MHz ~ 2472 MHz 5180 MHz ~ 5240 MHz 5260 MHz ~ 5320 MHz 5500 MHz ~ 5720 MHz 5745 MHz ~ 5825 MHz
Antenna Gain / Gain	**Bluetooth:** PCB Folded Dipole Antenna with gain 4.2 dBi **WLAN** **<2412 MHz ~ 2472 MHz>** Ant. 1: PCB Dipole Antenna with gain 3.8 dBi Ant. 2: PCB Dipole Antenna with gain 5.0 dBi **<5180 MHz ~ 5240 MHz>** Ant. 1: PCB Dipole Antenna with gain 3.0 dBi Ant. 2: PCB Dipole Antenna with gain 5.1 dBi **<5260 MHz ~ 5320 MHz>** Ant. 1: PCB Dipole Antenna with gain 3.0 dBi Ant. 2: PCB Dipole Antenna with gain 5.1 dBi **<5500 MHz ~ 5720 MHz>** Ant. 1: PCB Dipole Antenna with gain 3.0 dBi Ant. 2: PCB Dipole Antenna with gain 5.3 dBi **<5745 MHz ~ 5825 MHz>** Ant. 1: PCB Dipole Antenna with gain 3.0 dBi Ant. 2: PCB Dipole Antenna with gain 5.5 dBi

<table>
<tr><th colspan="2">Product Specification subjective to this standard</th></tr>
<tr><td>Type of Modulation</td><td>Bluetooth - LE: GFSK
802.11b : DSSS (DBPSK / DQPSK / CCK)
802.11a/n : OFDM (BPSK / QPSK / 16QAM / 64QAM)</td></tr>
<tr><td>Antenna Function for Transmitter</td><td><table>
<tr><td></td><td>Ant. 1</td><td>Ant. 2</td><td>Ant. 3</td></tr>
<tr><td>Bluetooth-LE</td><td>-</td><td>-</td><td>V</td></tr>
<tr><td>802.11 a/b/n MIMO</td><td>V</td><td>V</td><td>-</td></tr>
</table></td></tr>
</table>

Remark:

1. The above EUT's information was declared by manufacturer. Please refer to Comments and Explanations in report summary.
2. MIMO Ant. 1+2 is a calculated result from sum of the power MIMO Ant. 1 and MIMO Ant. 2

1.3 Modification of EUT

No modifications are made to the EUT during all test items.

1.4 Testing Location

Test Site	Sporton International Inc. Wensan Laboratory
Test Site Location	No.58, Aly. 75, Ln. 564, Wenhua 3rd, Rd., Guishan Dist., Taoyuan City 333010, Taiwan (R.O.C.) TEL: +886-3-327-0868 FAX: +886-3-327-0855
Test Site No.	**Sporton Site No.**
	03CH15-HY

Note: The test site complies with ANSI C63.4 2014 requirement.

FCC Designation No.: TW3786

1.5 Applicable Standards

According to the specifications of the manufacturer, the EUT must comply with the requirements of the following standards:

- FCC Part 15 Subpart E
- FCC KDB Publication No. 558074 D01 DTS Meas. Guidance v05r02
- FCC KDB 789033 D02 General UNII Test Procedures New Rules v02r01.
- FCC KDB 414788 D01 Radiated Test Site v01r01.
- FCC KDB 662911 D01 Multiple Transmitter Output v02r01.
- ANSI C63.10-2013

Remark:

1. All test items were verified and recorded according to the standards and without any deviation during the test.
2. The TAF code is not including all the FCC KDB listed without accreditation.

2 Test Configuration of Equipment Under Test

a. The EUT has been associated with peripherals and configuration operated in a manner tended to maximize its emission characteristics in a typical application. Frequency range investigated: radiation emission (9 kHz to the 10th harmonic of the highest fundamental frequency or to 40 GHz, whichever is lower). The measured emission level of the EUT was maximized by rotating the EUT on a turntable, adjusting the orientation of the EUT and EUT antenna in three orthogonal axis (X: flat, Y: portrait, Z: landscape), and adjusting the measurement antenna orientation, following C63.10 exploratory test procedures.

2.1 Carrier Frequency and Channel

2400-2483.5 MHz					
Bluetooth - LE (1Mbps)					
Channel	Freq. (MHz)	Channel	Freq. (MHz)	Channel	Freq. (MHz)
0	2402	11	2424	25	2452
1	2404	18	2438	37	2476
3	2408	19	2440	39	2480

2400-2483.5 MHz			
802.11b		802.11n HT20	
Channel	Freq. (MHz)	Channel	Freq. (MHz)
1	2412	1	2412
6	2437	11	2462
8	2447	-	-
11	2462	-	-

5150-5250MHz 802.11a		5250-5350MHz 802.11a		5470-5725 MHz 802.11a		5725-5850MHz 802.11a	
Channel	Freq. (MHz)	Channel	Freq. (MHz)	Channel	Freq. (MHz)	Channel	Freq. (MHz)
36	5180	64	5320	100	5500	149	5745
-	-	-	-	-	-	165	5825

2.2 Test Mode

<Co-Location>

Modulation	Data Rate	Worse Plane
802.11b for MIMO Ant. 1+2 + Bluetooth-LE for Ant. 3	1 Mbps + 1 Mbps	Y
802.11n HT20 for MIMO Ant. 1+2 + Bluetooth-LE for Ant. 3	MCS0 + 1 Mbps	Y
802.11a for MIMO Ant. 1+2 + Bluetooth-LE for Ant. 3	6 Mbps + 1 Mbps	Z

Remark: All test items were performed with Adapter.

2.3 Connection Diagram of Test System

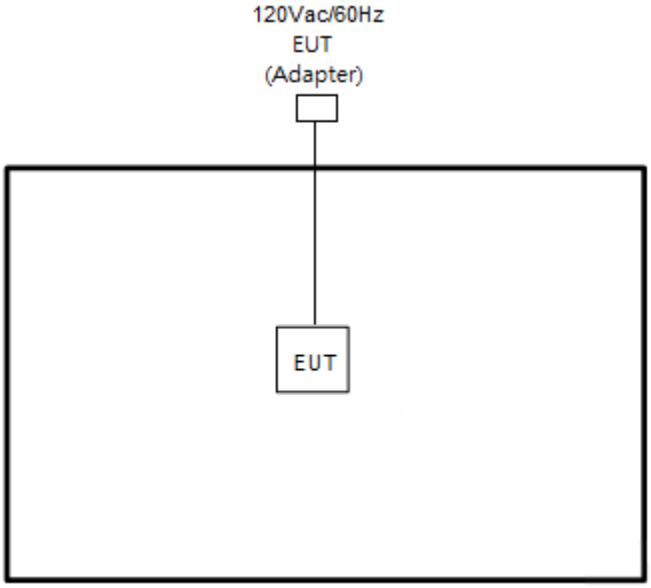

2.4 EUT Operation Test Setup

The RF test items, utility “Compliance V1.0.1.4” was installed in Notebook which was programmed in order to make the EUT get into the engineering modes to provide channel selection, power level, data rate and the application type and for continuous transmitting signals.

3 Test Result

3.1 Unwanted Emissions Measurement

This section is to measure unwanted emissions through radiated measurement for band edge spurious emissions and out of band emissions measurement.

3.1.1 Limit of Unwanted Emissions

(1) Unwanted spurious emissions fallen in restricted bands shall comply with the general field strength limits as below table:

Frequency (MHz)	Field Strength (microvolts/meter)	Measurement Distance (meters)
0.009 – 0.490	2400/F(kHz)	300
0.490 – 1.705	24000/F(kHz)	30
1.705 – 30.0	30	30
30 – 88	100	3
88 – 216	150	3
216 - 960	200	3
Above 960	500	3

Note: The following formula is used to convert the EIRP to field strength.

$$E=\frac{1000000\sqrt{30P}}{3}$$ μV/m, where P is the eirp (Watts)

EIRP (dBm)	Field Strength at 3m (dBμV/m)
- 27	68.3

(2) KDB789033 D02 v02r01 G)2)c)

(i) Sections 15.407(b)(1-3) specifies the unwanted emissions limit for the U-NII-1 and U-NII-2 bands. As specified, emissions above 1000 MHz that are outside of the restricted bands are subject to a peak emission limit of −27 dBm/MHz.

(ii) Section 15.407(b)(4) specifies the unwanted emissions limit for the U-NII-3 band. A band emissions mask is specified in Section 15.407(b)(4)(i). The emission limits are based on the use of a peak detector.

3.1.2 Measuring Instruments

See list of measuring equipment of this test report.

3.1.3 Test Procedures

1. The testing follows FCC KDB 789033 D02 General UNII Test Procedures New Rules v02r01. Section G) Unwanted emissions measurement.

   (1) Procedure for Unwanted Emissions Measurements Below 1000 MHz
   - RBW = 120 kHz
   - VBW = 300 kHz
   - Detector = Peak
   - Trace mode = max hold

   (2) Procedure for Peak Unwanted Emissions Measurements Above 1000 MHz
   - RBW = 1 MHz
   - VBW ≥ 3 MHz
   - Detector = Peak
   - Sweep time = auto
   - Trace mode = max hold

   (3) Procedures for Average Unwanted Emissions Measurements Above 1000 MHz
   - RBW = 1 MHz
   - VBW = 10 Hz, when duty cycle is no less than 98 percent.
   - VBW ≥ 1/T, when duty cycle is less than 98 percent where T is the minimum transmission duration over which the transmitter is on and is transmitting at its maximum power control level for the tested mode of operation.
2. The EUT was placed on a turntable with 0.8 meter for frequency below 1 GHz and 1.5 meter for frequency above 1 GHz respectively above ground.
3. The EUT was set 3 meters from the interference receiving antenna which was mounted on the top of a variable height antenna tower.
4. The antenna is a broadband antenna and its height is adjusted between one meter and four meters above ground to find the maximum value of the field strength for both horizontal polarization and vertical polarization of the antenna.
5. For each suspected emission, the EUT was arranged to its worst case and then adjust the antenna tower (from 1 m to 4 m) and turntable (from 0 degree to 360 degrees) to find the maximum reading.
6. For testing below 1 GHz, if the emission level of the EUT in peak mode was 3 dB lower than the limit specified, then peak values of EUT will be reported, otherwise, the emissions will be repeated one by one using the CISPR quasi-peak method and reported.
7. For testing above 1 GHz, the emission level of the EUT in peak mode was 20 dB lower than average limit (that means the emission level in average mode also complies with the limit in average mode), then peak values of EUT will be reported, otherwise, the emissions will be measured in average mode again and reported.

3.1.4 Test Setup

For radiated emissions below 30MHz

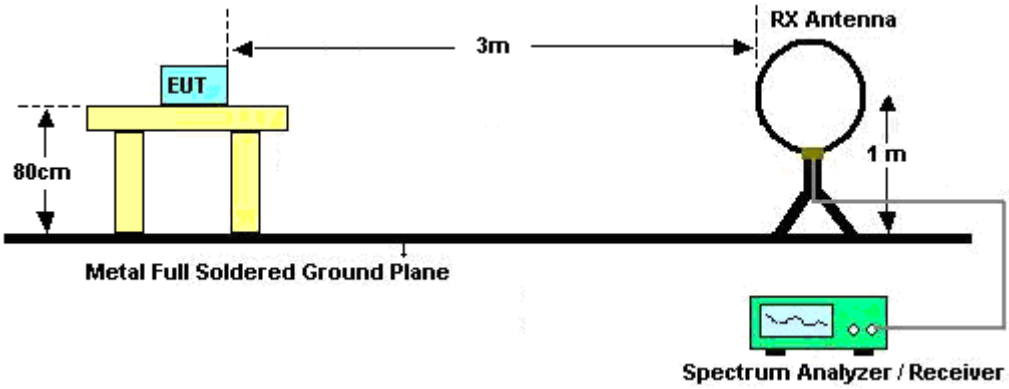

For radiated emissions from 30MHz to 1GHz

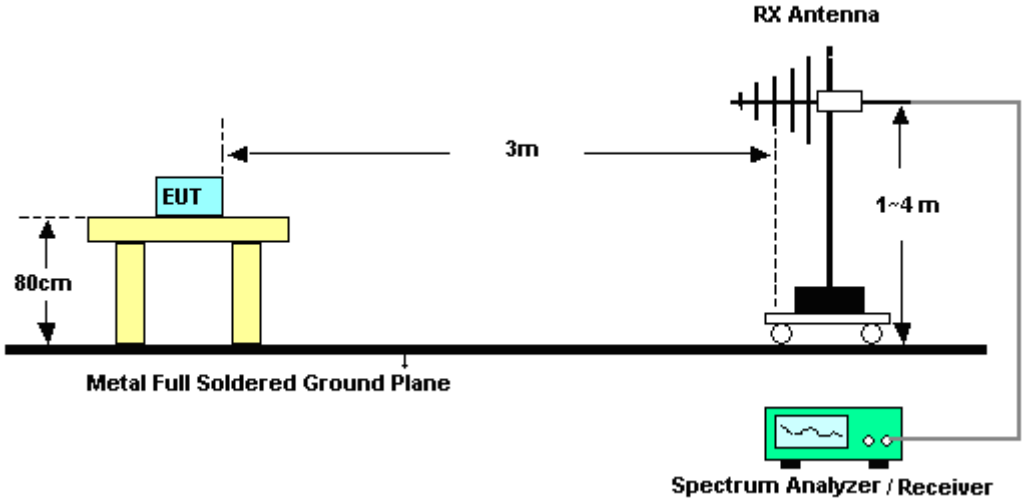

For radiated test from 1GHz to 18GHz

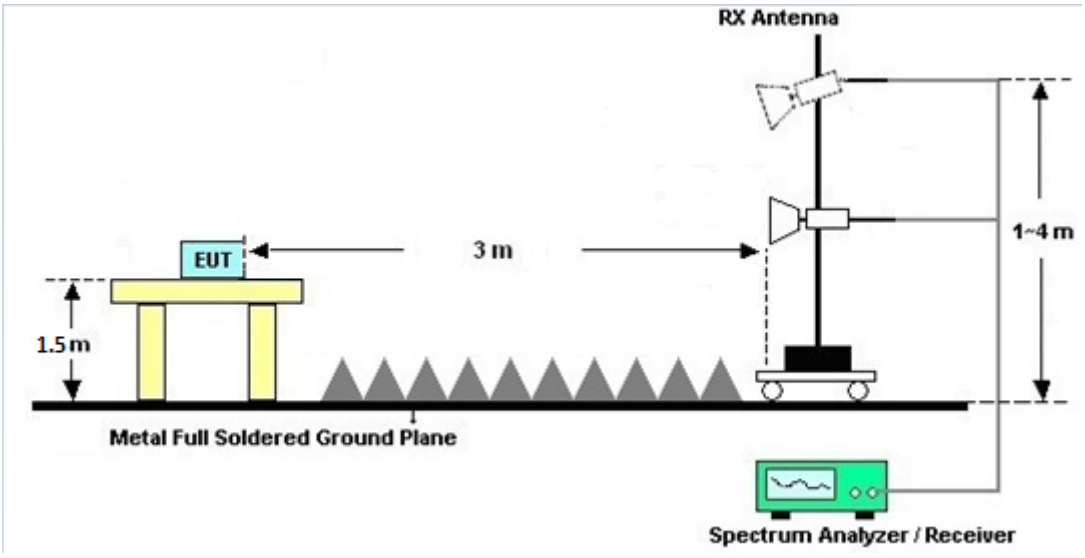

For radiated test above 18GHz

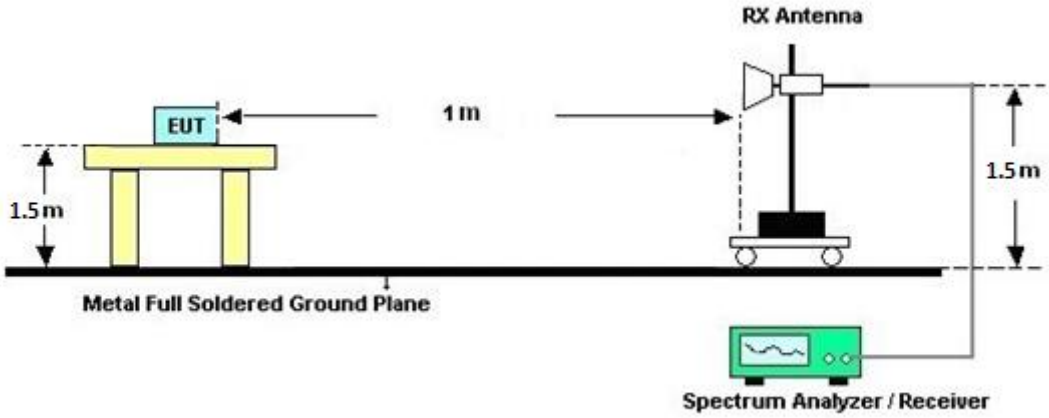

3.1.5 Test Results of Radiated Spurious Emissions (9 kHz ~ 30 MHz)

The low frequency, which started from 9 kHz to 30MHz, was pre-scanned and the result which was 20dB lower than the limit line was not reported.

There is adequate comparison measurement of both open-field test site and alternative test site - semi-Anechoic chamber according to 414788 D01 Radiated Test Site v01r01, and the result came out very similar.

3.1.6 Test Result of Radiated Spurious at Band Edges

Please refer to Appendix A and B.

3.1.7 Duty Cycle

Please refer to Appendix C.

3.1.8 Test Result of Radiated Spurious Emissions (30MHz ~ 10th Harmonic)

Please refer to Appendix A and B.

3.2 Antenna Requirements

3.2.1 Standard Applicable

If transmitting antenna directional gain is greater than 6 dBi, both the peak transmit power and the peak power spectral density shall be reduced by the amount in dB that the directional gain of the antenna exceeds 6 dBi.

3.2.2 Antenna Anti-Replacement Construction

An embedded-in antenna design is used.

3.2.3 Antenna Gain

The antenna peak gain of EUT is less than 6 dBi. Therefore, it is not necessary to reduce maximum peak output power limit.

4 List of Measuring Equipment

Instrument	Brand Name	Model No.	Serial No.	Characteristics	Calibration Date	Test Date	Due Date	Remark
Loop Antenna	Rohde & Schwarz	HFH2-Z2	100488	9 kHz~30 MHz	Jul. 14, 2020	May 27, 2021~ Jun. 15, 2021	Jul. 13, 2021	Radiation (03CH15-HY)
Bilog Antenna	TESEQ	CBL 6111D & 00800N1D01 N-06	41912 & 05	30MHz~1GHz	Feb. 08, 2021	May 27, 2021~ Jun. 15, 2021	Feb. 07, 2022	Radiation (03CH15-HY)
Amplifier	SONOMA	310N	363440	9kHz~1GHz	Dec. 28, 2020	May 27, 2021~ Jun. 15, 2021	Dec. 27, 2021	Radiation (03CH15-HY)
Horn Antenna	SCHWARZBE CK	BBHA 9120 D	9120D-01620	1GHz~18GHz	Nov. 03, 2020	May 27, 2021~ Jun. 15, 2021	Nov. 02, 2021	Radiation (03CH15-HY)
SHF-EHF Horn Antenna	SCHWARZBE CK	BBHA 9170	BBHA9170251	18GHz~40GHz	Dec. 02, 2020	May 27, 2021~ Jun. 15, 2021	Dec. 01, 2021	Radiation (03CH15-HY)
Preamplifier	Jet-Power	JPA0118-55-3 03	17100018000 55006	1GHz~18GHz	May 06, 2021	May 27, 2021~ Jun. 15, 2021	May 05, 2022	Radiation (03CH15-HY)
Preamplifier	Keysight	83017A	MY53270195	1GHz~26.5GHz	Aug. 21, 2020	May 27, 2021~ Jun. 15, 2021	Aug. 20, 2021	Radiation (03CH15-HY)
Preamplifier	EMEC	EM18G40G	0600789	18-40GHz	Oct. 27, 2020	May 27, 2021~ Jun. 15, 2021	Oct. 26, 2021	Radiation (03CH15-HY)
EMI Test Receiver	Keysight	N9038A (MXE)	MY54130085	20MHz~8.4GHz	Nov. 02, 2020	May 27, 2021~ Jun. 15, 2021	Nov. 01, 2021	Radiation (03CH15-HY
Spectrum Analyzer	Agilent	E4446A	MY50180136	3Hz~44GHz	May 07, 2021	May 27, 2021~ Jun. 15, 2021	May 06, 2022	Radiation (03CH15-HY)
Antenna Mast	ChainTek	MBS-520-1	N/A	1m~4m	N/A	May 27, 2021~ Jun. 15, 2021	N/A	Radiation (03CH15-HY)
Turn Table	ChainTek	T-200-S-1	N/A	0~360 Degree	N/A	May 27, 2021~ Jun. 15, 2021	N/A	Radiation (03CH15-HY)
Software	Audix	E3 6.2009-8-24 (k5)	RK-000451	N/A	N/A	May 27, 2021~ Jun. 15, 2021	N/A	Radiation (03CH15-HY)
RF Cable	HUBER + SUHNER	SUCOFLEX 104, 102E	MY36980/4, MY9838/4PE, 508405/2E	30MHz~18G	Nov. 16, 2020	May 27, 2021~ Jun. 15, 2021	Nov. 15, 2021	Radiation (03CH15-HY)
RF Cable	HUBER + SUHNER	SUCOFLEX 102	505134/2	30MHz-40GHz	Feb. 22, 2021	May 27, 2021~ Jun. 15, 2021	Feb. 21, 2022	Radiation (03CH15-HY)
RF Cable	HUBER + SUHNER	SUCOFLEX 102	800740/2	30MHz-40GHz	Feb. 22, 2021	May 27, 2021~ Jun. 15, 2021	Feb. 21, 2022	Radiation (03CH15-HY)
RF Cable	HUBER + SUHNER	SUCOFLEX 104	MY9837/4PE	9kHz~30MHz	Mar. 11, 2021	May 27, 2021~ Jun. 15, 2021	Mar. 10, 2022	Radiation (03CH15-HY)
Filter	Wainwright	WLJ4-1000-15 30-6000-40ST	SN4	1.53GHz Low Pass Filter	Jul. 03, 2020	May 27, 2021~ Jun. 15, 2021	Jul. 02, 2021	Radiation (03CH15-HY)
Filter	Wainwright	WHKX12-270 0-3000-18000-60ST	SN4	3GHz High Pass Filter	Sep. 16, 2020	May 27, 2021~ Jun. 15, 2021	Sep. 15, 2021	Radiation (03CH15-HY)

5 Uncertainty of Evaluation

Uncertainty of Radiated Emission Measurement (30 MHz ~ 1000 MHz)

Measuring Uncertainty for a Level of Confidence of 95% (U = 2Uc(y))	**4.7 dB**

Uncertainty of Radiated Emission Measurement (1000 MHz ~ 18000 MHz)

Measuring Uncertainty for a Level of Confidence of 95% (U = 2Uc(y))	**5.3 dB**

Uncertainty of Radiated Emission Measurement (18000 MHz ~ 40000 MHz)

Measuring Uncertainty for a Level of Confidence of 95% (U = 2Uc(y))	**4.9 dB**

Appendix A. Radiated Spurious Emission

Test Engineer :	Leo Lee, Mancy Chou, and Bigshow Wang	Temperature :	22.1~25.6°C
		Relative Humidity :	46~64%

2.4GHz 2400~2483.5MHz (Band Edge @ 3m)

Ant. Simultaneously	Note	Frequency (MHz)	Level (dBμV/m)	Over Limit (dB)	Limit Line (dBμV/m)	Read Level (dBμV)	Antenna Factor (dB/m)	Path Loss (dB)	Preamp Factor (dB)	Ant Pos (cm)	Table Pos (deg)	Peak Avg. (P/A)	Pol. (H/V)
Mode 1 Ant 1+2 11n HT20 Ch01 + Ant 3 BLE(1M) Ch00		2389.42	62.25	-11.75	74	49.07	27.54	6.64	30.92	204	301	P	H
		2388.98	49.6	-4.4	54	36.42	27.54	6.64	30.92	204	301	A	H
	*	2412	114.4	-	-	101.21	27.5	6.68	30.91	204	301	P	H
	*	2412	106.71	-	-	93.52	27.5	6.68	30.91	204	301	A	H
		2389.86	59.91	-14.09	74	46.73	27.54	6.64	30.92	100	357	P	V
		2389.97	49.19	-4.81	54	36.01	27.54	6.64	30.92	100	357	A	V
	*	2412	114.77	-	-	101.58	27.5	6.68	30.91	100	357	P	V
	*	2412	107.19	-	-	94	27.5	6.68	30.91	100	357	A	V
Remark	1. No other spurious found. 2. All results are PASS against Peak and Average limit line.												

BLE (Band Edge @ 3m)

Ant. Simultaneously	Note	Frequency (MHz)	Level (dBμV/m)	Over Limit (dB)	Limit Line (dBμV/m)	Read Level (dBμV)	Antenna Factor (dB/m)	Path Loss (dB)	Preamp Factor (dB)	Ant Pos (cm)	Table Pos (deg)	Peak Avg. (P/A)	Pol. (H/V)
Mode 1 Ant 1+2 11n HT20 Ch01 + Ant 3 BLE(1M) Ch00		2389.59	57.21	-16.79	74	44.03	27.54	6.64	30.92	100	243	P	H
		2389.38	48.51	-5.49	54	35.33	27.54	6.64	30.92	100	243	A	H
	*	2402	106.36	-	-	93.19	27.5	6.66	30.91	100	243	P	H
	*	2402	103.48	-	-	90.31	27.5	6.66	30.91	100	243	A	H
		2387.385	58.18	-15.82	74	44.99	27.55	6.64	30.92	100	346	P	V
		2387.07	48.98	-5.02	54	35.79	27.55	6.64	30.92	100	346	A	V
	*	2402	103.95	-	-	90.78	27.5	6.66	30.91	100	346	P	V
	*	2402	100.68	-	-	87.51	27.5	6.66	30.91	100	346	A	V
Remark	1. No other spurious found. 2. All results are PASS against Peak and Average limit line.												

2.4GHz 2400~2483.5MHz (IM3 @ 3m)

Ant. Simultaneously	Note	Frequency (MHz)	Level (dBμV/m)	Over Limit (dB)	Limit Line (dBμV/m)	Read Level (dBμV)	Antenna Factor (dB/m)	Path Loss (dB)	Preamp Factor (dB)	Ant Pos (cm)	Table Pos (deg)	Peak Avg. (P/A)	Pol. (H/V)
Mode 1 Ant 1+2 11n HT20 Ch01 + Ant 3 BLE(1M) Ch00		2382	60.45	-13.55	74	47.25	27.57	6.63	30.92	290	57	P	H
		2382	49	-5	54	35.8	27.57	6.63	30.92	290	57	A	H
		2382	60.4	-13.6	74	47.2	27.57	6.63	30.92	243	334	P	V
		2382	49.05	-4.95	54	35.85	27.57	6.63	30.92	243	334	A	V
Remark	1. No other spurious found. 2. All results are PASS against Peak and Average limit line.												

2.4GHz 2400~2483.5MHz (IM3 @ 3m)

Ant. Simultaneously	Note	Frequency (MHz)	Level (dBμV/m)	Over Limit (dB)	Limit Line (dBμV/m)	Read Level (dBμV)	Antenna Factor (dB/m)	Path Loss (dB)	Preamp Factor (dB)	Ant Pos (cm)	Table Pos (deg)	Peak Avg. (P/A)	Pol. (H/V)
Mode 1 Ant 1+2 11n HT20 Ch01 + Ant 3 BLE(1M) Ch00		2390	63.56	-10.44	74	50.38	27.54	6.64	30.92	222	27	P	H
		2390	50.27	-3.73	54	37.09	27.54	6.64	30.92	222	27	A	H
		2390	63.36	-10.64	74	50.18	27.54	6.64	30.92	203	19	P	V
		2390	50.26	-3.74	54	37.08	27.54	6.64	30.92	203	19	A	V
Remark	1. No other spurious found. 2. All results are PASS against Peak and Average limit line.												

2.4GHz 2400~2483.5MHz ((Harmonic @ 3m)

Ant. Simultaneously	Note	Frequency (MHz)	Level (dBμV/m)	Over Limit (dB)	Limit Line (dBμV/m)	Read Level (dBμV)	Antenna Factor (dB/m)	Path Loss (dB)	Preamp Factor (dB)	Ant Pos (cm)	Table Pos (deg)	Peak Avg. (P/A)	Pol. (H/V)
Mode 1 Ant 1+2 11n HT20 Ch01 + Ant 3 BLE(1M) Ch00		4804	39.29	-34.71	74	56.99	31.1	9.6	58.85	100	0	P	H
		4824	41.25	-32.75	74	58.94	31.1	9.63	58.86	100	0	P	H
		18000	59.89	-14.11	74	49.24	49	18.24	57.24	300	274	P	H
		18000	50.02	-3.98	54	39.37	49	18.24	57.24	300	274	A	H
		4804	38.62	-35.38	74	56.32	31.1	9.6	58.85	100	0	P	V
		4824	39.42	-34.58	74	57.11	31.1	9.63	58.86	100	0	P	V
		18000	60.53	-13.47	74	49.88	49	18.24	57.24	100	125	P	V
		18000	50.61	-3.39	54	39.96	49	18.24	57.24	100	125	A	V
Remark	1. No other spurious found. 2. All results are PASS against Peak and Average limit line.												

2.4GHz 2400~2483.5MHz (Band Edge @ 3m)

Ant. Simultaneously	Note	Frequency (MHz)	Level (dBμV/m)	Over Limit (dB)	Limit Line (dBμV/m)	Read Level (dBμV)	Antenna Factor (dB/m)	Path Loss (dB)	Preamp Factor (dB)	Ant Pos (cm)	Table Pos (deg)	Peak Avg. (P/A)	Pol. (H/V)
Mode 2 Ant 1+2 11b Ch01 + Ant 3 BLE(1M) Ch18		2385.915	58.2	-15.8	74	45	27.56	6.64	30.92	322	47	P	H
		2386.02	47.88	-6.12	54	34.68	27.56	6.64	30.92	322	47	A	H
	*	2412	108.3	-	-	95.11	27.5	6.68	30.91	322	47	P	H
	*	2412	105.15	-	-	91.96	27.5	6.68	30.91	322	47	A	H
		2385.705	56.11	-17.89	74	42.91	27.56	6.64	30.92	311	332	P	V
		2386.02	46.76	-7.24	54	33.56	27.56	6.64	30.92	311	332	A	V
	*	2412	106.06	-	-	92.87	27.5	6.68	30.91	311	332	P	V
	*	2412	102.9	-	-	89.71	27.5	6.68	30.91	311	332	A	V
Remark	1. No other spurious found. 2. All results are PASS against Peak and Average limit line.												

BLE (Band Edge @ 3m)

Ant. Simultaneously	Note	Frequency (MHz)	Level (dBμV/m)	Over Limit (dB)	Limit Line (dBμV/m)	Read Level (dBμV)	Antenna Factor (dB/m)	Path Loss (dB)	Preamp Factor (dB)	Ant Pos (cm)	Table Pos (deg)	Peak Avg. (P/A)	Pol. (H/V)
Mode 2 Ant 1+2 11b Ch01 + Ant 3 BLE(1M) Ch18		2327.12	55.17	-18.83	74	41.9	27.75	6.54	30.94	229	343	P	H
		2386	45.78	-8.22	54	32.58	27.56	6.64	30.92	229	343	A	H
	*	2438	105.66	-	-	92.42	27.5	6.72	30.9	229	343	P	H
	*	2438	105.14	-	-	91.9	27.5	6.72	30.9	229	343	A	H
		2491.27	55.2	-18.8	74	41.93	27.42	6.8	30.87	229	343	P	H
		2487.13	45.82	-8.18	54	32.55	27.43	6.8	30.88	229	343	A	H
		2328.72	55.15	-18.85	74	41.89	27.74	6.54	30.94	255	11	P	V
		2386.16	46.9	-7.1	54	33.7	27.56	6.64	30.92	255	11	A	V
	*	2438	101.81	-	-	88.57	27.5	6.72	30.9	255	11	P	V
	*	2438	101.25	-	-	88.01	27.5	6.72	30.9	255	11	A	V
		2485.78	54.52	-19.48	74	41.26	27.43	6.79	30.88	255	11	P	V
		2499.46	45.68	-8.32	54	32.42	27.4	6.81	30.87	255	11	A	V
Remark	1. No other spurious found. 2. All results are PASS against Peak and Average limit line.												

2.4GHz 2400~2483.5MHz (IM3 @ 3m)

Ant. Simultaneously	Note	Frequency (MHz)	Level (dBμV/m)	Over Limit (dB)	Limit Line (dBμV/m)	Read Level (dBμV)	Antenna Factor (dB/m)	Path Loss (dB)	Preamp Factor (dB)	Ant Pos (cm)	Table Pos (deg)	Peak Avg. (P/A)	Pol. (H/V)
Mode 2 Ant 1+2 11b Ch01 + Ant 3 BLE(1M) Ch18		2386	59.81	-14.19	74	46.61	27.56	6.64	30.92	100	308	P	H
		2386	50.92	-3.08	54	37.72	27.56	6.64	30.92	100	308	A	H
		2386	58.72	-15.28	74	45.52	27.56	6.64	30.92	100	24	P	V
		2386	49.56	-4.44	54	36.36	27.56	6.64	30.92	100	24	A	V
Remark	1. No other spurious found. 2. All results are PASS against Peak and Average limit line.												

2.4GHz 2400~2483.5MHz ((Harmonic @ 3m)

Ant. Simultaneously	Note	Frequency (MHz)	Level (dBµV/m)	Over Limit (dB)	Limit Line (dBµV/m)	Read Level (dBµV)	Antenna Factor (dB/m)	Path Loss (dB)	Preamp Factor (dB)	Ant Pos (cm)	Table Pos (deg)	Peak Avg. (P/A)	Pol. (H/V)
Mode 2 Ant 1+2 11b Ch01 + Ant 3 BLE(1M) Ch18		4824	43.15	-30.85	74	60.84	31.1	9.63	58.86	100	0	P	H
		4876	39.49	-34.51	74	57.24	31.05	9.69	58.91	100	0	P	H
		7314	44.9	-29.1	74	54.71	36.3	11.76	58.42	100	0	P	H
		18000	61.1	-12.9	74	50.45	49	18.24	57.24	300	263	P	H
		18000	50.85	-3.15	54	40.2	49	18.24	57.24	300	263	A	H
		4824	44.17	-29.83	74	61.86	31.1	9.63	58.86	100	0	P	V
		4876	39.1	-34.9	74	56.85	31.05	9.69	58.91	100	0	P	V
		7314	44.71	-29.29	74	54.52	36.3	11.76	58.42	100	0	P	V
		18000	59.44	-14.56	74	48.79	49	18.24	57.24	100	148	P	V
		18000	49.52	-4.48	54	38.87	49	18.24	57.24	100	148	A	V
Remark	1. No other spurious found. 2. All results are PASS against Peak and Average limit line.												

2.4GHz 2400~2483.5MHz (Band Edge @ 3m)

Ant. Simultaneously	Note	Frequency (MHz)	Level (dBμV/m)	Over Limit (dB)	Limit Line (dBμV/m)	Read Level (dBμV)	Antenna Factor (dB/m)	Path Loss (dB)	Preamp Factor (dB)	Ant Pos (cm)	Table Pos (deg)	Peak Avg. (P/A)	Pol. (H/V)
Mode 3 Ant 1+2 11b Ch01 + Ant 3 BLE(1M) Ch25		2372.16	55.74	-18.26	74	42.52	27.61	6.61	30.92	100	51	P	H
		2371.95	46.34	-7.66	54	33.12	27.61	6.61	30.92	100	51	A	H
	*	2412	110.19	-	-	97	27.5	6.68	30.91	100	51	P	H
	*	2412	107.27	-	-	94.08	27.5	6.68	30.91	100	51	A	H
		2327.22	56.65	-17.35	74	43.38	27.75	6.54	30.94	176	17	P	V
		2372.055	46.15	-7.85	54	32.93	27.61	6.61	30.92	176	17	A	V
	*	2412	110.38	-	-	97.19	27.5	6.68	30.91	176	17	P	V
	*	2412	107.44	-	-	94.25	27.5	6.68	30.91	176	17	A	V
Remark	1. No other spurious found. 2. All results are PASS against Peak and Average limit line.												

BLE (Band Edge @ 3m)

Ant. Simultaneously	Note	Frequency (MHz)	Level (dBµV/m)	Over Limit (dB)	Limit Line (dBµV/m)	Read Level (dBµV)	Antenna Factor (dB/m)	Path Loss (dB)	Preamp Factor (dB)	Ant Pos (cm)	Table Pos (deg)	Peak Avg. (P/A)	Pol. (H/V)
Mode 3 Ant 1+2 11b Ch01 + Ant 3 BLE(1M) Ch25		2389.04	55.16	-18.84	74	41.98	27.54	6.64	30.92	231	344	P	H
		2371.76	46.32	-7.68	54	33.1	27.61	6.61	30.92	231	344	A	H
	*	2452	104.58	-	-	91.31	27.5	6.74	30.89	231	344	P	H
	*	2452	104.14	-	-	90.87	27.5	6.74	30.89	231	344	A	H
		2495.41	54.59	-19.41	74	41.32	27.41	6.81	30.87	231	344	P	H
		2491.54	45.81	-8.19	54	32.54	27.42	6.8	30.87	231	344	A	H
		2330.16	55.13	-18.87	74	41.87	27.74	6.54	30.94	251	28	P	V
		2372.24	46.41	-7.59	54	33.19	27.61	6.61	30.92	251	28	A	V
	*	2452	102.06	-	-	88.79	27.5	6.74	30.89	251	28	P	V
	*	2452	101.59	-	-	88.32	27.5	6.74	30.89	251	28	A	V
		2485.6	55.43	-18.57	74	42.17	27.43	6.79	30.88	251	28	P	V
		2496.67	45.98	-8.02	54	32.71	27.41	6.81	30.87	251	28	A	V
Remark	1. No other spurious found. 2. All results are PASS against Peak and Average limit line.												

2.4GHz 2400~2483.5MHz (IM3 @ 3m)

Ant. Simultaneously	Note	Frequency (MHz)	Level (dBμV/m)	Over Limit (dB)	Limit Line (dBμV/m)	Read Level (dBμV)	Antenna Factor (dB/m)	Path Loss (dB)	Preamp Factor (dB)	Ant Pos (cm)	Table Pos (deg)	Peak Avg. (P/A)	Pol. (H/V)
Mode 3		2372	58.16	-15.84	74	44.94	27.61	6.61	30.92	294	51	P	H
Ant 1+2		2372	50.69	-3.31	54	37.47	27.61	6.61	30.92	294	51	A	H
11b Ch01		2372	58.62	-15.38	74	45.4	27.61	6.61	30.92	177	360	P	V
+ Ant 3 BLE(1M) Ch25		2372	49.55	-4.45	54	36.33	27.61	6.61	30.92	177	360	A	V
Remark	1. No other spurious found. 2. All results are PASS against Peak and Average limit line.												

2.4GHz 2400~2483.5MHz (IM3 @ 3m)

Ant. Simultaneously	Note	Frequency (MHz)	Level (dBμV/m)	Over Limit (dB)	Limit Line (dBμV/m)	Read Level (dBμV)	Antenna Factor (dB/m)	Path Loss (dB)	Preamp Factor (dB)	Ant Pos (cm)	Table Pos (deg)	Peak Avg. (P/A)	Pol. (H/V)
Mode 3 Ant 1+2 11b Ch01 + Ant 3 BLE(1M) Ch25		2492	56.48	-17.52	74	43.21	27.42	6.8	30.87	308	22	P	H
		2492	47.06	-6.94	54	33.79	27.42	6.8	30.87	308	22	A	H
		2492	56.77	-17.23	74	43.5	27.42	6.8	30.87	203	352	P	V
		2492	46.71	-7.29	54	33.44	27.42	6.8	30.87	203	352	A	V
Remark	1. No other spurious found. 2. All results are PASS against Peak and Average limit line.												

2.4GHz 2400~2483.5MHz ((Harmonic @ 3m)

Ant. Simultaneously	Note	Frequency (MHz)	Level (dBµV/m)	Over Limit (dB)	Limit Line (dBµV/m)	Read Level (dBµV)	Antenna Factor (dB/m)	Path Loss (dB)	Preamp Factor (dB)	Ant Pos (cm)	Table Pos (deg)	Peak Avg. (P/A)	Pol. (H/V)
Mode 3 Ant 1+2 11b Ch01 + Ant 3 BLE(1M) Ch25		4824	41.85	-32.15	74	59.54	31.1	9.63	58.86	100	0	P	H
		4904	39.66	-34.34	74	57.45	31.02	9.72	58.93	100	0	P	H
		7356	44.49	-29.51	74	54.2	36.3	11.79	58.35	100	0	P	H
		18000	59.57	-14.43	74	48.92	49	18.24	57.24	300	236	P	H
		18000	49.54	-4.46	54	38.89	49	18.24	57.24	300	236	A	H
		4824	41.47	-32.53	74	59.16	31.1	9.63	58.86	100	0	P	V
		4904	39.73	-34.27	74	57.52	31.02	9.72	58.93	100	0	P	V
		7356	44.69	-29.31	74	54.4	36.3	11.79	58.35	100	0	P	V
		18000	59.68	-14.32	74	49.03	49	18.24	57.24	100	149	P	V
		18000	49.83	-4.17	54	39.18	49	18.24	57.24	100	149	A	V
Remark	1. No other spurious found. 2. All results are PASS against Peak and Average limit line.												

2.4GHz 2400~2483.5MHz (Band Edge @ 3m)

Ant. Simultaneously	Note	Frequency (MHz)	Level (dBμV/m)	Over Limit (dB)	Limit Line (dBμV/m)	Read Level (dBμV)	Antenna Factor (dB/m)	Path Loss (dB)	Preamp Factor (dB)	Ant Pos (cm)	Table Pos (deg)	Peak Avg. (P/A)	Pol. (H/V)
Mode 4 Ant 1+2 11b Ch06 + Ant 3 BLE(1M) Ch03		2362.02	55.93	-18.07	74	42.69	27.65	6.6	30.93	116	54	P	H
		2358.45	45.68	-8.32	54	32.43	27.67	6.59	30.93	116	54	A	H
	*	2437	113.77	-	-	100.53	27.5	6.72	30.9	116	54	P	H
	*	2437	110.83	-	-	97.59	27.5	6.72	30.9	116	54	A	H
		2494.69	55.51	-18.49	74	42.24	27.41	6.81	30.87	116	54	P	H
		2488.03	44.79	-9.21	54	31.53	27.42	6.8	30.88	116	54	A	H
		2357.26	55.95	-18.05	74	42.7	27.67	6.59	30.93	183	21	P	V
		2358.45	45.53	-8.47	54	32.28	27.67	6.59	30.93	183	21	A	V
	*	2437	113.97	-	-	100.73	27.5	6.72	30.9	183	21	P	V
	*	2437	111.02	-	-	97.78	27.5	6.72	30.9	183	21	A	V
		2486.32	55.92	-18.08	74	42.66	27.43	6.79	30.88	183	21	P	V
		2487.94	44.57	-9.43	54	31.31	27.42	6.8	30.88	183	21	A	V
Remark	1. No other spurious found. 2. All results are PASS against Peak and Average limit line.												

BLE (Band Edge @ 3m)

Ant. Simultaneously	Note	Frequency (MHz)	Level (dBμV/m)	Over Limit (dB)	Limit Line (dBμV/m)	Read Level (dBμV)	Antenna Factor (dB/m)	Path Loss (dB)	Preamp Factor (dB)	Ant Pos (cm)	Table Pos (deg)	Peak Avg. (P/A)	Pol. (H/V)
Mode 4 Ant 1+2 11b Ch06 + Ant 3 BLE(1M) Ch03		2378.04	56.63	-17.37	74	43.42	27.59	6.62	30.92	216	111	P	H
		2377.2	47.93	-6.07	54	34.72	27.59	6.62	30.92	216	111	A	H
	*	2408	110.96	-	-	97.78	27.5	6.67	30.91	216	111	P	H
	*	2408	110.41	-	-	97.23	27.5	6.67	30.91	216	111	A	H
		2375.31	56.21	-17.79	74	42.99	27.6	6.62	30.92	236	18	P	V
		2377.095	47.21	-6.79	54	34	27.59	6.62	30.92	236	18	A	V
	*	2408	108.08	-	-	94.9	27.5	6.67	30.91	236	18	P	V
	*	2408	107.56	-	-	94.38	27.5	6.67	30.91	236	18	A	V
Remark	1. No other spurious found. 2. All results are PASS against Peak and Average limit line.												

2.4GHz 2400~2483.5MHz (IM3 @ 3m)

Ant. Simultaneously	Note	Frequency (MHz)	Level (dBμV/m)	Over Limit (dB)	Limit Line (dBμV/m)	Read Level (dBμV)	Antenna Factor (dB/m)	Path Loss (dB)	Preamp Factor (dB)	Ant Pos (cm)	Table Pos (deg)	Peak Avg. (P/A)	Pol. (H/V)
Mode 4 Ant 1+2 11b Ch06 + Ant 3 BLE(1M) Ch03		2379	57.42	-16.58	74	44.21	27.58	6.63	30.92	250	110	P	H
		2379	48.78	-5.22	54	35.57	27.58	6.63	30.92	250	110	A	H
		2379	58	-16	74	44.79	27.58	6.63	30.92	254	336	P	V
		2379	48.13	-5.87	54	34.92	27.58	6.63	30.92	254	336	A	V
Remark	1. No other spurious found. 2. All results are PASS against Peak and Average limit line.												

2.4GHz 2400~2483.5MHz ((Harmonic @ 3m)

Ant. Simultaneously	Note	Frequency (MHz)	Level (dBμV/m)	Over Limit (dB)	Limit Line (dBμV/m)	Read Level (dBμV)	Antenna Factor (dB/m)	Path Loss (dB)	Preamp Factor (dB)	Ant Pos (cm)	Table Pos (deg)	Peak Avg. (P/A)	Pol. (H/V)
Mode 4 Ant 1+2 11b Ch06 + Ant 3 BLE(1M) Ch03		4816	39.63	-34.37	74	57.33	31.1	9.62	58.86	100	0	P	H
		4874	43.39	-30.61	74	61.13	31.05	9.69	58.9	100	0	P	H
		7224	45.26	-28.74	74	55.42	36.15	11.71	58.58	100	0	P	H
		7311	49.76	-24.24	74	59.58	36.3	11.76	58.43	100	0	P	H
		18000	59.28	-14.72	74	48.63	49	18.24	57.24	300	245	P	H
		18000	49.4	-4.6	54	38.75	49	18.24	57.24	300	245	A	H
		4816	40.73	-33.27	74	58.43	31.1	9.62	58.86	100	0	P	V
		4874	44.24	-29.76	74	61.98	31.05	9.69	58.9	100	0	P	V
		7224	44.48	-29.52	74	54.64	36.15	11.71	58.58	100	0	P	V
		7311	49.97	-24.03	74	59.79	36.3	11.76	58.43	100	0	P	V
		18000	60.46	-13.54	74	49.81	49	18.24	57.24	100	103	P	V
		18000	50.27	-3.73	54	39.62	49	18.24	57.24	100	103	A	V
Remark	1. No other spurious found. 2. All results are PASS against Peak and Average limit line.												

2.4GHz 2400~2483.5MHz (Band Edge @ 3m)

Ant. Simultaneously	Note	Frequency (MHz)	Level (dBμV/m)	Over Limit (dB)	Limit Line (dBμV/m)	Read Level (dBμV)	Antenna Factor (dB/m)	Path Loss (dB)	Preamp Factor (dB)	Ant Pos (cm)	Table Pos (deg)	Peak Avg. (P/A)	Pol. (H/V)
Mode 5 Ant 1+2 11b Ch08 + Ant 3 BLE(1M) Ch01		2363.55	55.16	-18.84	74	41.92	27.65	6.6	30.93	281	55	P	H
		2365.59	44.39	-9.61	54	31.16	27.64	6.6	30.93	281	55	A	H
	*	2447	110.72	-	-	97.46	27.5	6.73	30.89	281	55	P	H
	*	2447	107.62	-	-	94.36	27.5	6.73	30.89	281	55	A	H
		2486.68	55.99	-18.01	74	42.73	27.43	6.79	30.88	281	55	P	H
		2490.01	45.98	-8.02	54	32.71	27.42	6.8	30.87	281	55	A	H
		2323.26	55.08	-18.92	74	41.82	27.75	6.53	30.94	232	328	P	V
		2366.1	44.4	-9.6	54	31.17	27.64	6.6	30.93	232	328	A	V
	*	2447	111.48	-	-	98.22	27.5	6.73	30.89	232	328	P	V
	*	2447	108.53	-	-	95.27	27.5	6.73	30.89	232	328	A	V
		2490.1	56.85	-17.15	74	43.58	27.42	6.8	30.87	232	328	P	V
		2490.01	46.87	-7.13	54	33.6	27.42	6.8	30.87	232	328	A	V
Remark	1. No other spurious found. 2. All results are PASS against Peak and Average limit line.												

BLE (Band Edge @ 3m)

Ant. Simultaneously	Note	Frequency (MHz)	Level (dBμV/m)	Over Limit (dB)	Limit Line (dBμV/m)	Read Level (dBμV)	Antenna Factor (dB/m)	Path Loss (dB)	Preamp Factor (dB)	Ant Pos (cm)	Table Pos (deg)	Peak Avg. (P/A)	Pol. (H/V)
Mode 5 Ant 1+2 11b Ch08 + Ant 3 BLE(1M) Ch01		2342.13	55.35	-18.65	74	42.09	27.72	6.56	30.94	250	111	P	H
		2382.975	45.8	-8.2	54	32.6	27.57	6.63	30.92	250	111	A	H
	*	2404	103.48	-	-	90.3	27.5	6.67	30.91	250	111	P	H
	*	2404	102.94	-	-	89.76	27.5	6.67	30.91	250	111	A	H
		2346.435	54.94	-19.06	74	41.67	27.71	6.57	30.93	247	16	P	V
		2385.81	46	-8	54	32.8	27.56	6.64	30.92	247	16	A	V
	*	2404	101.76	-	-	88.58	27.5	6.67	30.91	247	16	P	V
	*	2404	101.22	-	-	88.04	27.5	6.67	30.91	247	16	A	V
Remark	1. No other spurious found. 2. All results are PASS against Peak and Average limit line.												

2.4GHz 2400~2483.5MHz (IM3 @ 3m)

Ant. Simultaneously	Note	Frequency (MHz)	Level (dBμV/m)	Over Limit (dB)	Limit Line (dBμV/m)	Read Level (dBμV)	Antenna Factor (dB/m)	Path Loss (dB)	Preamp Factor (dB)	Ant Pos (cm)	Table Pos (deg)	Peak Avg. (P/A)	Pol. (H/V)
Mode 5 Ant 1+2 11b Ch08 + Ant 3 BLE(1M) Ch01		2490	58.38	-15.62	74	45.11	27.42	6.8	30.87	319	336	P	H
		2490	50.51	-3.49	54	37.24	27.42	6.8	30.87	319	336	A	H
		2490	56.26	-17.74	74	42.99	27.42	6.8	30.87	127	30	P	V
		2490	47.06	-6.94	54	33.79	27.42	6.8	30.87	127	30	A	V
Remark	1. No other spurious found. 2. All results are PASS against Peak and Average limit line.												

2.4GHz 2400~2483.5MHz ((Harmonic @ 3m)

Ant. Simultaneously	Note	Frequency (MHz)	Level (dBµV/m)	Over Limit (dB)	Limit Line (dBµV/m)	Read Level (dBµV)	Antenna Factor (dB/m)	Path Loss (dB)	Preamp Factor (dB)	Ant Pos (cm)	Table Pos (deg)	Peak Avg. (P/A)	Pol. (H/V)
Mode 5 Ant 1+2 11b Ch08 + Ant 3 BLE(1M) Ch01		4808	39.02	-34.98	74	56.71	31.1	9.61	58.85	100	0	P	H
		4894	41.23	-32.77	74	59.02	31.01	9.71	58.92	100	0	P	H
		7341	46.01	-27.99	74	55.75	36.3	11.78	58.37	100	0	P	H
		18000	60.53	-13.47	74	49.88	49	18.24	57.24	300	241	P	H
		18000	50.63	-3.37	54	39.98	49	18.24	57.24	300	241	A	H
		4808	38.26	-35.74	74	55.95	31.1	9.61	58.85	100	0	P	V
		4894	42.11	-31.89	74	59.9	31.01	9.71	58.92	100	0	P	V
		7341	46.48	-27.52	74	56.22	36.3	11.78	58.37	100	0	P	V
		18000	60.27	-13.73	74	49.62	49	18.24	57.24	100	139	P	V
		18000	50.36	-3.64	54	39.71	49	18.24	57.24	100	139	A	V
Remark	1. No other spurious found. 2. All results are PASS against Peak and Average limit line.												

2.4GHz 2400~2483.5MHz (Band Edge @ 3m)

Ant. Simultaneously	Note	Frequency (MHz)	Level (dBμV/m)	Over Limit (dB)	Limit Line (dBμV/m)	Read Level (dBμV)	Antenna Factor (dB/m)	Path Loss (dB)	Preamp Factor (dB)	Ant Pos (cm)	Table Pos (deg)	Peak Avg. (P/A)	Pol. (H/V)
Mode 6 Ant 1+2 11b Ch11 + Ant 3 BLE(1M) Ch11	*	2462	110.71	-	-	97.44	27.48	6.76	30.89	247	54	P	H
	*	2462	107.68	-	-	94.41	27.48	6.76	30.89	247	54	A	H
		2483.6	56.12	-17.88	74	42.86	27.43	6.79	30.88	247	54	P	H
		2500	46.51	-7.49	54	33.25	27.4	6.81	30.87	247	54	A	H
	*	2462	111.54	-	-	98.27	27.48	6.76	30.89	253	328	P	V
	*	2462	108.59	-	-	95.32	27.48	6.76	30.89	253	328	A	V
		2499.88	56.52	-17.48	74	43.26	27.4	6.81	30.87	253	328	P	V
		2500	47.31	-6.69	54	34.05	27.4	6.81	30.87	253	328	A	V
Remark	1. No other spurious found. 2. All results are PASS against Peak and Average limit line.												

BLE (Band Edge @ 3m)

Ant. Simultaneously	Note	Frequency (MHz)	Level (dBµV/m)	Over Limit (dB)	Limit Line (dBµV/m)	Read Level (dBµV)	Antenna Factor (dB/m)	Path Loss (dB)	Preamp Factor (dB)	Ant Pos (cm)	Table Pos (deg)	Peak Avg. (P/A)	Pol. (H/V)
Mode 6 Ant 1+2 11b Ch11 + Ant 3 BLE(1M) Ch11		2332.56	55.05	-18.95	74	41.79	27.73	6.55	30.94	250	113	P	H
		2382.16	45.8	-8.2	54	32.6	27.57	6.63	30.92	250	113	A	H
	*	2424	103.87	-	-	90.65	27.5	6.7	30.9	250	113	P	H
	*	2424	103.24	-	-	90.02	27.5	6.7	30.9	250	113	A	H
		2498.2	55.72	-18.28	74	42.46	27.4	6.81	30.87	250	113	P	H
		2487.31	46.09	-7.91	54	32.82	27.43	6.8	30.88	250	113	A	H
		2361.84	55.44	-18.56	74	42.2	27.65	6.6	30.93	259	14	P	V
		2380.08	46.27	-7.73	54	33.06	27.58	6.63	30.92	259	14	A	V
	*	2424	102.45	-	-	89.23	27.5	6.7	30.9	259	14	P	V
	*	2424	101.88	-	-	88.66	27.5	6.7	30.9	259	14	A	V
		2497.84	55.99	-18.01	74	42.73	27.4	6.81	30.87	259	14	P	V
		2499.91	47.32	-6.68	54	34.06	27.4	6.81	30.87	259	14	A	V
Remark	1. No other spurious found. 2. All results are PASS against Peak and Average limit line.												

2.4GHz 2400~2483.5MHz (IM3 @ 3m)

Ant. Simultaneously	Note	Frequency (MHz)	Level (dBμV/m)	Over Limit (dB)	Limit Line (dBμV/m)	Read Level (dBμV)	Antenna Factor (dB/m)	Path Loss (dB)	Preamp Factor (dB)	Ant Pos (cm)	Table Pos (deg)	Peak Avg. (P/A)	Pol. (H/V)
Mode 6 Ant 1+2 11b Ch11 + Ant 3 BLE(1M) Ch11		2386	56.17	-17.83	74	42.97	27.56	6.64	30.92	250	115	P	H
		2386	46.51	-7.49	54	33.31	27.56	6.64	30.92	250	115	A	H
		2386	56.11	-17.89	74	42.91	27.56	6.64	30.92	247	9	P	V
		2386	46.59	-7.41	54	33.39	27.56	6.64	30.92	247	9	A	V
Remark	1. No other spurious found. 2. All results are PASS against Peak and Average limit line.												

2.4GHz 2400~2483.5MHz (IM3 @ 3m)

Ant. Simultaneously	Note	Frequency (MHz)	Level (dBμV/m)	Over Limit (dB)	Limit Line (dBμV/m)	Read Level (dBμV)	Antenna Factor (dB/m)	Path Loss (dB)	Preamp Factor (dB)	Ant Pos (cm)	Table Pos (deg)	Peak Avg. (P/A)	Pol. (H/V)
Mode 6 Ant 1+2 11b Ch11 + Ant 3 BLE(1M) Ch11		2500	58.46	-15.54	74	45.2	27.4	6.81	30.87	343	14	P	H
		2500	50.65	-3.35	54	37.39	27.4	6.81	30.87	343	14	A	H
		2500	58.46	-15.54	74	45.2	27.4	6.81	30.87	322	332	P	V
		2500	50.94	-3.06	54	37.68	27.4	6.81	30.87	322	332	A	V
Remark	1. No other spurious found. 2. All results are PASS against Peak and Average limit line.												

2.4GHz 2400~2483.5MHz ((Harmonic @ 3m)

Ant. Simultaneously	Note	Frequency (MHz)	Level (dBμV/m)	Over Limit (dB)	Limit Line (dBμV/m)	Read Level (dBμV)	Antenna Factor (dB/m)	Path Loss (dB)	Preamp Factor (dB)	Ant Pos (cm)	Table Pos (deg)	Peak Avg. (P/A)	Pol. (H/V)
Mode 6 Ant 1+2 11b Ch11 + Ant 3 BLE(1M) Ch11		4848	39.91	-34.09	74	57.6	31.1	9.66	58.88	100	0	P	H
		4924	42.27	-31.73	74	59.98	31.1	9.75	58.95	100	0	P	H
		7272	45.03	-28.97	74	54.99	36.24	11.74	58.5	100	0	P	H
		7386	45.3	-28.7	74	54.94	36.3	11.8	58.29	100	0	P	H
		17985	59.58	-14.42	74	49.24	48.73	18.23	57.27	300	247	P	H
		17985	49.77	-4.23	54	39.43	48.73	18.23	57.27	300	247	A	H
		4848	38.99	-35.01	74	56.68	31.1	9.66	58.88	100	0	P	V
		4924	41.93	-32.07	74	59.64	31.1	9.75	58.95	100	0	P	V
		7272	44.54	-29.46	74	54.5	36.24	11.74	58.5	100	0	P	V
		7386	47.08	-26.92	74	56.72	36.3	11.8	58.29	100	0	A	V
		18000	60.63	-13.37	74	49.98	49	18.24	57.24	100	128	P	V
		18000	50.64	-3.36	54	39.99	49	18.24	57.24	100	128	A	V
Remark	1. No other spurious found. 2. All results are PASS against Peak and Average limit line.												

2.4GHz 2400~2483.5MHz (Band Edge @ 3m)

Ant. Simultaneously	Note	Frequency (MHz)	Level (dBμV/m)	Over Limit (dB)	Limit Line (dBμV/m)	Read Level (dBμV)	Antenna Factor (dB/m)	Path Loss (dB)	Preamp Factor (dB)	Ant Pos (cm)	Table Pos (deg)	Peak Avg. (P/A)	Pol. (H/V)
Mode 7 Ant 1+2 11n HT20 Ch11 + Ant 3 BLE(1M) Ch39	*	2462	111.51	-	-	98.24	27.48	6.76	30.89	351	47	P	H
	*	2462	104.28	-	-	91.01	27.48	6.76	30.89	351	47	A	H
		2483.56	60.64	-13.36	74	47.38	27.43	6.79	30.88	351	47	P	H
		2483.64	47.73	-6.27	54	34.47	27.43	6.79	30.88	351	47	A	H
	*	2462	114.2	-	-	100.93	27.48	6.76	30.89	239	360	P	V
	*	2462	106.52	-	-	93.25	27.48	6.76	30.89	239	360	A	V
		2483.68	62.13	-11.87	74	48.87	27.43	6.79	30.88	239	360	P	V
		2483.56	49.5	-4.5	54	36.24	27.43	6.79	30.88	239	360	A	V
Remark	1. No other spurious found. 2. All results are PASS against Peak and Average limit line.												

BLE (Band Edge @ 3m)

Ant. Simultaneously	Note	Frequency (MHz)	Level (dBμV/m)	Over Limit (dB)	Limit Line (dBμV/m)	Read Level (dBμV)	Antenna Factor (dB/m)	Path Loss (dB)	Preamp Factor (dB)	Ant Pos (cm)	Table Pos (deg)	Peak Avg. (P/A)	Pol. (H/V)
Mode 7 Ant 1+2 11n HT20 Ch11 + Ant 3 BLE(1M) Ch39	*	2480	105.31	-	-	92.05	27.44	6.78	30.88	220	344	P	H
	*	2480	104.85	-	-	91.59	27.44	6.78	30.88	220	344	A	H
		2483.56	57.65	-16.35	74	44.39	27.43	6.79	30.88	220	344	P	H
		2483.52	47.13	-6.87	54	33.87	27.43	6.79	30.88	220	344	A	H
	*	2480	102.57	-	-	89.31	27.44	6.78	30.88	270	22	P	V
	*	2480	102.09	-	-	88.83	27.44	6.78	30.88	270	22	A	V
		2485	60.21	-13.79	74	46.95	27.43	6.79	30.88	270	22	P	V
		2484.12	49.63	-4.37	54	36.37	27.43	6.79	30.88	270	22	A	V
Remark	1. No other spurious found. 2. All results are PASS against Peak and Average limit line.												

2.4GHz 2400~2483.5MHz (IM3 @ 3m)

Ant. Simultaneously	Note	Frequency (MHz)	Level (dBμV/m)	Over Limit (dB)	Limit Line (dBμV/m)	Read Level (dBμV)	Antenna Factor (dB/m)	Path Loss (dB)	Preamp Factor (dB)	Ant Pos (cm)	Table Pos (deg)	Peak Avg. (P/A)	Pol. (H/V)
Mode 7 Ant 1+2 11n HT20 Ch11 + Ant 3 BLE(1M) Ch39		2498	57.78	-16.22	74	44.52	27.4	6.81	30.87	200	349	P	H
		2498	47.11	-6.89	54	33.85	27.4	6.81	30.87	200	349	A	H
		2498	57.46	-16.54	74	44.2	27.4	6.81	30.87	250	25	P	V
		2498	47.79	-6.21	54	34.53	27.4	6.81	30.87	250	25	A	V
Remark	1. No other spurious found. 2. All results are PASS against Peak and Average limit line.												

2.4GHz 2400~2483.5MHz ((Harmonic @ 3m)

Ant. Simultaneously	Note	Frequency (MHz)	Level (dBμV/m)	Over Limit (dB)	Limit Line (dBμV/m)	Read Level (dBμV)	Antenna Factor (dB/m)	Path Loss (dB)	Preamp Factor (dB)	Ant Pos (cm)	Table Pos (deg)	Peak Avg. (P/A)	Pol. (H/V)
Mode 7 Ant 1+2 11n HT20 Ch11 + Ant 3 BLE(1M) Ch39		4924	41.62	-32.38	74	59.33	31.1	9.75	58.95	100	0	P	H
		4960	38.74	-35.26	74	56.33	31.22	9.79	58.98	100	0	P	H
		7386	47.34	-26.66	74	56.98	36.3	11.8	58.29	100	0	P	H
		7440	45.19	-28.81	74	54.7	36.3	11.85	58.2	100	0	P	H
		17985	59.18	-14.82	74	48.84	48.73	18.23	57.27	300	123	P	H
		17985	49.32	-4.68	54	38.98	48.73	18.23	57.27	300	123	A	H
		4924	42.66	-31.34	74	60.37	31.1	9.75	58.95	100	0	P	V
		4960	38.99	-35.01	74	56.58	31.22	9.79	58.98	100	0	P	V
		7386	46.58	-27.42	74	56.22	36.3	11.8	58.29	100	0	P	V
		7440	45.14	-28.86	74	54.65	36.3	11.85	58.2	100	0	P	V
		18000	59.12	-14.88	74	48.47	49	18.24	57.24	100	163	P	V
		18000	49.35	-4.65	54	38.7	49	18.24	57.24	100	163	A	V
Remark	1. No other spurious found. 2. All results are PASS against Peak and Average limit line.												

5GHz 5150~5250MHz (Band Edge @ 3m)

Ant. Simultaneously	Note	Frequency (MHz)	Level (dBμV/m)	Over Limit (dB)	Limit Line (dBμV/m)	Read Level (dBμV)	Antenna Factor (dB/m)	Path Loss (dB)	Preamp Factor (dB)	Ant Pos (cm)	Table Pos (deg)	Peak Avg. (P/A)	Pol. (H/V)
Mode 8 Ant 1+2 11a Ch36 + Ant 3 BLE(1M) Ch19		5149.24	61.47	-12.53	74	49.17	31.8	10	30.01	167	90	P	H
		5148.72	47.47	-6.53	54	35.17	31.8	10	30.01	167	90	A	H
	*	5180	115.45	-	-	103.27	31.62	10.03	30.01	167	90	P	H
	*	5180	107.3	-	-	95.12	31.62	10.03	30.01	167	90	A	H
		5146.12	59.45	-14.55	74	47.16	31.8	9.99	30.01	257	303	P	V
		5150	45.4	-8.6	54	33.1	31.8	10	30.01	257	303	A	V
	*	5180	112.13	-	-	99.95	31.62	10.03	30.01	257	303	P	V
	*	5180	104.71	-	-	92.53	31.62	10.03	30.01	257	303	A	V
Remark	1. No other spurious found. 2. All results are PASS against Peak and Average limit line.												

BLE (Band Edge @ 3m)

Ant. Simultaneously	Note	Frequency (MHz)	Level (dBμV/m)	Over Limit (dB)	Limit Line (dBμV/m)	Read Level (dBμV)	Antenna Factor (dB/m)	Path Loss (dB)	Preamp Factor (dB)	Ant Pos (cm)	Table Pos (deg)	Peak Avg. (P/A)	Pol. (H/V)
Mode 8 Ant 1+2 11a Ch36 + Ant 3 BLE(1M) Ch19		2316.4	55.22	-18.78	74	41.96	27.77	6.52	30.95	205	341	P	H
		2329.2	45.76	-8.24	54	32.5	27.74	6.54	30.94	205	341	A	H
	*	2440	111.38	-	-	98.14	27.5	6.72	30.9	205	341	P	H
	*	2440	110.85	-	-	97.61	27.5	6.72	30.9	205	341	A	H
		2492.62	55.19	-18.81	74	41.93	27.41	6.8	30.87	205	341	P	H
		2498.29	45.66	-8.34	54	32.4	27.4	6.81	30.87	205	341	A	H
		2353.04	55.38	-18.62	74	42.12	27.69	6.58	30.93	298	5	P	V
		2328.08	45.85	-8.15	54	32.59	27.74	6.54	30.94	298	5	A	V
	*	2440	112.1	-	-	98.86	27.5	6.72	30.9	298	5	P	V
	*	2440	111.54	-	-	98.3	27.5	6.72	30.9	298	5	A	V
		2492.53	54.91	-19.09	74	41.65	27.41	6.8	30.87	298	5	P	V
		2494.87	45.75	-8.25	54	32.48	27.41	6.81	30.87	298	5	A	V
Remark	1. No other spurious found. 2. All results are PASS against Peak and Average limit line.												

2.4GHz 2400~2483.5MHz, 5GHz 5150~5250MHz (Harmonic @ 3m)

Ant. Simultaneously	Note	Frequency (MHz)	Level (dBμV/m)	Over Limit (dB)	Limit Line (dBμV/m)	Read Level (dBμV)	Antenna Factor (dB/m)	Path Loss (dB)	Preamp Factor (dB)	Ant Pos (cm)	Table Pos (deg)	Peak Avg. (P/A)	Pol. (H/V)
Mode 8 Ant 1+2 11a Ch36 + Ant 3 BLE(1M) Ch19		4880	51.15	-22.85	74	40.05	31.04	9.7	30.05	300	85	P	H
		4880	41.76	-12.24	54	30.66	31.04	9.7	30.05	300	85	A	H
		7320	44.06	-29.94	74	53.54	36.3	11.77	58.41	100	0	P	H
		10360	51.33	-16.87	68.2	58.23	39.44	13.85	60.8	100	0	P	H
		15540	48.04	-25.96	74	55.29	37.82	16.69	62.36	100	0	P	H
		18000	61.51	-12.49	74	50.71	49	18.24	57.24	300	236	P	H
		18000	50.83	-3.17	54	40.03	49	18.24	57.24	300	236	A	H
		4880	51.62	-22.38	74	40.52	31.04	9.7	30.05	200	251	P	V
		4880	41.74	-12.26	54	30.64	31.04	9.7	30.05	200	251	A	V
		7320	43.7	-30.3	74	53.18	36.3	11.77	58.41	100	0	P	V
		10360	52.93	-15.27	68.2	59.83	39.44	13.85	60.8	100	0	P	V
		15540	49.31	-24.69	74	56.56	37.82	16.69	62.36	100	0	P	V
		18000	60.88	-13.12	74	50.08	49	18.24	57.24	100	135	P	V
		18000	50.85	-3.15	54	40.05	49	18.24	57.24	100	135	A	V
Remark	1. No other spurious found. 2. All results are PASS against Peak and Average limit line.												

5GHz 5250~5350MHz (Band Edge @ 3m)

Ant. Simultaneously	Note	Frequency (MHz)	Level (dBμV/m)	Over Limit (dB)	Limit Line (dBμV/m)	Read Level (dBμV)	Antenna Factor (dB/m)	Path Loss (dB)	Preamp Factor (dB)	Ant Pos (cm)	Table Pos (deg)	Peak Avg. (P/A)	Pol. (H/V)
Mode 9 Ant 1+2 11a Ch64 + Ant 3 BLE(1M) Ch19	*	5320	113.47	-	-	101.59	31.16	10.15	30	148	91	P	H
	*	5320	106.2	-	-	94.32	31.16	10.15	30	148	91	A	H
		5352.48	58.83	-15.17	74	46.97	31.11	10.17	30	148	91	P	H
		5353.28	46.51	-7.49	54	34.64	31.12	10.17	30	148	91	A	H
													H
													H
	*	5320	110.58	-	-	98.7	31.16	10.15	30	100	352	P	V
	*	5320	103.47	-	-	91.59	31.16	10.15	30	100	352	A	V
		5351.52	54.45	-19.55	74	42.59	31.11	10.17	30	100	352	P	V
		5352.32	44.27	-9.73	54	32.41	31.11	10.17	30	100	352	A	V
													V
													V
Remark	1. No other spurious found. 2. All results are PASS against Peak and Average limit line.												

BLE (Band Edge @ 3m)

Ant. Simultaneously	Note	Frequency (MHz)	Level (dBμV/m)	Over Limit (dB)	Limit Line (dBμV/m)	Read Level (dBμV)	Antenna Factor (dB/m)	Path Loss (dB)	Preamp Factor (dB)	Ant Pos (cm)	Table Pos (deg)	Peak Avg. (P/A)	Pol. (H/V)
Mode 9 Ant 1+2 11a Ch64 + Ant 3 BLE(1M) Ch19		2361.04	55.31	-18.69	74	42.06	27.66	6.6	30.93	199	340	P	H
		2321.04	45.71	-8.29	54	32.45	27.76	6.53	30.95	199	340	A	H
	*	2440	111.2	-	-	97.96	27.5	6.72	30.9	199	340	P	H
	*	2440	110.67	-	-	97.43	27.5	6.72	30.9	199	340	A	H
		2491.54	54.85	-19.15	74	41.58	27.42	6.8	30.87	199	340	P	H
		2498.83	45.68	-8.32	54	32.42	27.4	6.81	30.87	199	340	A	H
		2373.36	55.07	-18.93	74	41.84	27.61	6.62	30.92	298	7	P	V
		2322.32	45.76	-8.24	54	32.49	27.76	6.53	30.94	298	7	A	V
	*	2440	112.02	-	-	98.78	27.5	6.72	30.9	298	7	P	V
	*	2440	111.44	-	-	98.2	27.5	6.72	30.9	298	7	A	V
		2484.43	54.6	-19.4	74	41.34	27.43	6.79	30.88	298	7	P	V
		2493.25	45.68	-8.32	54	32.42	27.41	6.8	30.87	298	7	A	V
Remark	1. No other spurious found. 2. All results are PASS against Peak and Average limit line.												

2.4GHz 2400~2483.5MHz, 5GHz 5250~5350MHz (Harmonic @ 3m)

Ant. Simultaneously	Note	Frequency (MHz)	Level (dBμV/m)	Over Limit (dB)	Limit Line (dBμV/m)	Read Level (dBμV)	Antenna Factor (dB/m)	Path Loss (dB)	Preamp Factor (dB)	Ant Pos (cm)	Table Pos (deg)	Peak Avg. (P/A)	Pol. (H/V)
Mode 9 Ant 1+2 11a Ch64 + Ant 3 BLE(1M) Ch19		4880	51.4	-22.6	74	40.3	31.04	9.7	30.05	300	85	P	H
		4880	41.78	-12.22	54	30.68	31.04	9.7	30.05	300	85	A	H
		7320	42.74	-31.26	74	52.22	36.3	11.77	58.41	100	0	P	H
		10640	49.72	-24.28	74	56.25	39.78	13.99	60.91	100	0	P	H
		15960	46.23	-27.77	74	52.19	37.26	16.88	60.76	100	0	P	H
		18000	60.38	-13.62	74	49.58	49	18.24	57.24	300	265	P	H
		18000	50.46	-3.54	54	39.66	49	18.24	57.24	300	265	A	H
		4880	51.65	-22.35	74	40.55	31.04	9.7	30.05	200	250	P	V
		4880	41.75	-12.25	54	30.65	31.04	9.7	30.05	200	250	A	V
		7320	43.31	-30.69	74	52.79	36.3	11.77	58.41	100	0	P	V
		10640	57.54	-16.46	74	64.07	39.78	13.99	60.91	188	352	P	V
		10640	47.12	-6.88	54	53.65	39.78	13.99	60.91	188	352	P	V
		15960	46.92	-27.08	74	52.88	37.26	16.88	60.76	100	0	P	V
		18000	60.42	-13.58	74	49.62	49	18.24	57.24	100	127	A	V
Remark	1. No other spurious found. 2. All results are PASS against Peak and Average limit line.												

5GHz 5470~5725MHz (Band Edge @ 3m)

Ant. Simultaneously	Note	Frequency (MHz)	Level (dBμV/m)	Over Limit (dB)	Limit Line (dBμV/m)	Read Level (dBμV)	Antenna Factor (dB/m)	Path Loss (dB)	Preamp Factor (dB)	Ant Pos (cm)	Table Pos (deg)	Peak Avg. (P/A)	Pol. (H/V)
Mode 10 Ant 1+2 11a Ch100 + Ant 3 BLE(1M) Ch19		5446.32	55.71	-18.29	74	43.28	31.59	10.25	29.99	153	90	P	H
		5467.12	56.97	-11.23	68.2	44.5	31.6	10.27	29.99	153	90	P	H
		5459.92	45.8	-8.2	54	33.34	31.6	10.26	29.99	153	90	A	H
	*	5500	112.72	-	-	100.22	31.6	10.3	29.99	153	90	P	H
	*	5500	105.47	-	-	92.97	31.6	10.3	29.99	153	90	A	H
		5456.08	54.89	-19.11	74	42.43	31.6	10.26	29.99	100	3	P	V
		5469.04	56.32	-11.88	68.2	43.85	31.6	10.27	29.99	100	3	P	V
		5460	44.36	-9.64	54	31.9	31.6	10.26	29.99	100	3	A	V
	*	5500	111.24	-	-	98.74	31.6	10.3	29.99	100	3	P	V
	*	5500	103.99	-	-	91.49	31.6	10.3	29.99	100	3	A	V
Remark	1. No other spurious found. 2. All results are PASS against Peak and Average limit line.												

BLE (Band Edge @ 3m)

Ant. Simultaneously	Note	Frequency (MHz)	Level (dBμV/m)	Over Limit (dB)	Limit Line (dBμV/m)	Read Level (dBμV)	Antenna Factor (dB/m)	Path Loss (dB)	Preamp Factor (dB)	Ant Pos (cm)	Table Pos (deg)	Peak Avg. (P/A)	Pol. (H/V)
Mode 10 Ant 1+2 11a Ch100 + Ant 3 BLE(1M) Ch19		2334.32	55.35	-18.65	74	42.09	27.73	6.55	30.94	201	340	P	H
		2357.84	45.51	-8.49	54	32.26	27.67	6.59	30.93	201	340	A	H
	*	2440	111.39	-	-	98.15	27.5	6.72	30.9	201	340	P	H
	*	2440	110.71	-	-	97.47	27.5	6.72	30.9	201	340	A	H
		2485.69	54.53	-19.47	74	41.27	27.43	6.79	30.88	201	340	P	H
		2499.64	45.65	-8.35	54	32.39	27.4	6.81	30.87	201	340	A	H
		2330	54.77	-19.23	74	41.51	27.74	6.54	30.94	297	7	P	V
		2342.16	45.75	-8.25	54	32.49	27.72	6.56	30.94	297	7	A	V
	*	2440	112.06	-	-	98.82	27.5	6.72	30.9	297	7	P	V
	*	2440	111.52	-	-	98.28	27.5	6.72	30.9	297	7	A	V
		2485.06	53.96	-20.04	74	40.7	27.43	6.79	30.88	297	7	P	V
		2499.37	45.55	-8.45	54	32.29	27.4	6.81	30.87	297	7	A	V
Remark	1. No other spurious found. 2. All results are PASS against Peak and Average limit line.												

2.4GHz 2400~2483.5MHz, 5GHz 5470~5725MHz (Harmonic @ 3m)

Ant. Simultaneously	Note	Frequency (MHz)	Level (dBμV/m)	Over Limit (dB)	Limit Line (dBμV/m)	Read Level (dBμV)	Antenna Factor (dB/m)	Path Loss (dB)	Preamp Factor (dB)	Ant Pos (cm)	Table Pos (deg)	Peak Avg. (P/A)	Pol. (H/V)
Mode 10 Ant 1+2 11a Ch100 + Ant 3 BLE(1M) Ch19		4880	51.77	-22.23	74	40.67	31.04	9.7	30.05	300	85	P	H
		4880	41.83	-12.17	54	30.73	31.04	9.7	30.05	300	85	A	H
		7320	44.58	-29.42	74	54.06	36.3	11.77	58.41	100	0	P	H
		11000	49.46	-24.54	74	55.13	40.4	14.18	60.86	100	0	P	H
		16500	49.05	-19.15	68.2	50.77	38.9	17.24	58.56	100	0	P	H
		18000	59.8	-14.2	74	49	49	18.24	57.24	300	215	P	H
		18000	49.92	-4.08	54	39.12	49	18.24	57.24	300	215	A	H
		4880	52.05	-21.95	74	40.95	31.04	9.7	30.05	200	251	P	V
		4880	41.75	-12.25	54	30.65	31.04	9.7	30.05	200	251	A	V
		7320	43.41	-30.59	74	52.89	36.3	11.77	58.41	100	0	P	V
		11000	49.7	-24.3	74	55.37	40.4	14.18	60.86	100	0	P	V
		16500	48.82	-19.38	68.2	50.54	38.9	17.24	58.56	100	0	P	V
		18000	60.05	-13.95	74	49.25	49	18.24	57.24	100	132	P	V
		18000	50.17	-3.83	54	39.37	49	18.24	57.24	100	132	A	V
Remark	1. No other spurious found. 2. All results are PASS against Peak and Average limit line.												

5GHz 5725~5850MHz (Band Edge @ 3m)

Ant. Simultaneously	Note	Frequency (MHz)	Level (dBμV/m)	Over Limit (dB)	Limit Line (dBμV/m)	Read Level (dBμV)	Antenna Factor (dB/m)	Path Loss (dB)	Preamp Factor (dB)	Ant Pos (cm)	Table Pos (deg)	Peak Avg. (P/A)	Pol. (H/V)
Mode 11 Ant 1+2 11a Ch149 + Ant 3 BLE(1M) Ch00		5644.8	52.86	-15.34	68.2	40.25	31.69	10.43	30.09	260	106	P	H
		5698.2	54.92	-48.95	103.87	42.3	31.7	10.49	30.13	260	106	P	H
		5719.4	64.03	-46.6	110.63	51.38	31.74	10.51	30.15	260	106	P	H
		5725	66.64	-55.56	122.2	53.98	31.75	10.52	30.15	260	106	P	H
	*	5745	113.46	-	-	100.77	31.79	10.54	30.17	260	106	P	H
	*	5745	105.91	-	-	93.22	31.79	10.54	30.17	260	106	A	H
		5634.8	51.73	-16.47	68.2	39.15	31.67	10.42	30.09	399	13	P	V
		5660	53.24	-22.39	75.63	40.63	31.7	10.45	30.11	399	13	P	V
		5719.8	62.81	-47.93	110.74	50.16	31.74	10.51	30.15	399	13	P	V
		5721.4	64.17	-49.82	113.99	51.52	31.74	10.51	30.15	399	13	P	V
	*	5745	110.84	-	-	98.15	31.79	10.54	30.17	399	13	P	V
	*	5745	103.22	-	-	90.53	31.79	10.54	30.17	399	13	A	V
Remark	1. No other spurious found. 2. All results are PASS against Peak and Average limit line.												

BLE (Band Edge @ 3m)

Ant. Simultaneously	Note	Frequency (MHz)	Level (dBμV/m)	Over Limit (dB)	Limit Line (dBμV/m)	Read Level (dBμV)	Antenna Factor (dB/m)	Path Loss (dB)	Preamp Factor (dB)	Ant Pos (cm)	Table Pos (deg)	Peak Avg. (P/A)	Pol. (H/V)
Mode 11 Ant 1+2 11a Ch149 + Ant 3 BLE(1M) Ch00		2353.575	55.24	-18.76	74	41.98	27.69	6.58	30.93	100	14	P	H
		2389.59	45.62	-8.38	54	32.44	27.54	6.64	30.92	100	14	A	H
	*	2402	108.27	-	-	95.1	27.5	6.66	30.91	100	14	P	H
	*	2402	107.64	-	-	94.47	27.5	6.66	30.91	100	14	A	H
		2361.345	55.1	-18.9	74	41.86	27.65	6.6	30.93	300	10	P	V
		2341.29	45.79	-8.21	54	32.53	27.72	6.56	30.94	300	10	A	V
	*	2402	109.76	-	-	96.59	27.5	6.66	30.91	300	10	P	V
	*	2402	109.04	-	-	95.87	27.5	6.66	30.91	300	10	A	V
Remark	1. No other spurious found. 2. All results are PASS against Peak and Average limit line.												

2.4GHz 2400~2483.5MHz, 5GHz 5725~5850MHz (Harmonic @ 3m)

Ant. Simultaneously	Note	Frequency (MHz)	Level (dBμV/m)	Over Limit (dB)	Limit Line (dBμV/m)	Read Level (dBμV)	Antenna Factor (dB/m)	Path Loss (dB)	Preamp Factor (dB)	Ant Pos (cm)	Table Pos (deg)	Peak Avg. (P/A)	Pol. (H/V)
Mode 11 Ant 1+2 11a Ch149 + Ant 3 BLE(1M) Ch00		4804	51.18	-22.82	74	40.1	31.1	9.6	30.07	300	85	P	H
		4804	42.02	-11.98	54	30.94	31.1	9.6	30.07	300	85	A	H
		11490	47.88	-26.12	74	53.63	40.09	14.42	60.87	100	0	P	H
		17235	50.79	-17.41	68.2	49.99	40.87	17.73	58.55	100	0	P	H
		18000	60.29	-13.71	74	49.49	49	18.24	57.24	300	284	P	H
		18000	50.38	-3.62	54	39.58	49	18.24	57.24	300	284	A	H
		4804	51.4	-22.6	74	40.32	31.1	9.6	30.07	200	251	P	V
		4804	41.91	-12.09	54	30.83	31.1	9.6	30.07	200	251	A	V
		11490	49.83	-24.17	74	55.58	40.09	14.42	60.87	100	0	P	V
		17235	52.29	-15.91	68.2	51.49	40.87	17.73	58.55	100	0	P	V
		18000	59.53	-14.47	74	48.73	49	18.24	57.24	100	136	P	V
		18000	49.62	-4.38	54	38.82	49	18.24	57.24	100	136	A	V
Remark	1. No other spurious found. 2. All results are PASS against Peak and Average limit line.												

5GHz 5725~5850MHz (Band Edge @ 3m)

Ant. Simultaneously	Note	Frequency (MHz)	Level (dBμV/m)	Over Limit (dB)	Limit Line (dBμV/m)	Read Level (dBμV)	Antenna Factor (dB/m)	Path Loss (dB)	Preamp Factor (dB)	Ant Pos (cm)	Table Pos (deg)	Peak Avg. (P/A)	Pol. (H/V)
Mode 12 Ant 1+2 11a Ch165 + Ant 3 BLE(1M) Ch37	*	5825	111.96	-	-	99.15	31.9	10.62	30.22	251	96	P	H
	*	5825	104.9	-	-	92.09	31.9	10.62	30.22	251	96	A	H
		5851.2	60.8	-58.66	119.46	47.88	32	10.64	30.24	251	96	P	H
		5857.8	57.59	-52.42	110.01	44.66	32.02	10.64	30.25	251	96	P	H
		5890	54.25	-39.82	94.07	41.26	32.08	10.66	30.27	251	96	P	H
		5949.4	52.37	-15.83	68.2	39.26	32.2	10.7	30.31	251	96	P	H
	*	5825	109.88	-	-	97.07	31.9	10.62	30.22	350	359	P	V
	*	5825	102.83	-	-	90.02	31.9	10.62	30.22	350	359	A	V
		5850.6	61.53	-59.3	120.83	48.61	32	10.64	30.24	350	359	P	V
		5858	55.3	-54.66	109.96	42.37	32.02	10.64	30.25	350	359	P	V
		5912.4	53.01	-24.48	77.49	39.98	32.12	10.68	30.29	350	359	P	V
		5935.6	52.04	-16.16	68.2	38.96	32.17	10.69	30.3	350	359	P	V
Remark	1. No other spurious found. 2. All results are PASS against Peak and Average limit line.												

BLE (Band Edge @ 3m)

Ant. Simultaneously	Note	Frequency (MHz)	Level (dBμV/m)	Over Limit (dB)	Limit Line (dBμV/m)	Read Level (dBμV)	Antenna Factor (dB/m)	Path Loss (dB)	Preamp Factor (dB)	Ant Pos (cm)	Table Pos (deg)	Peak Avg. (P/A)	Pol. (H/V)
Mode 12 Ant 1+2 11a Ch165 + Ant 3 BLE(1M) Ch37	*	2476	112.86	-	-	99.59	27.45	6.78	30.88	201	340	P	H
	*	2476	112.26	-	-	98.99	27.45	6.78	30.88	201	340	A	H
		2483.96	60.67	-13.33	74	47.41	27.43	6.79	30.88	201	340	P	H
		2485.36	49.9	-4.1	54	36.64	27.43	6.79	30.88	201	340	A	H
	*	2476	112.02	-	-	98.75	27.45	6.78	30.88	252	4	P	V
	*	2476	111.42	-	-	98.15	27.45	6.78	30.88	252	4	A	V
		2483.64	60.67	-13.33	74	47.41	27.43	6.79	30.88	252	4	P	V
		2484.6	49.21	-4.79	54	35.95	27.43	6.79	30.88	252	4	A	V
Remark	1. No other spurious found. 2. All results are PASS against Peak and Average limit line.												

2.4GHz 2400~2483.5MHz, 5GHz 5725~5850MHz (Harmonic @ 3m)

Ant. Simultaneously	Note	Frequency (MHz)	Level (dBμV/m)	Over Limit (dB)	Limit Line (dBμV/m)	Read Level (dBμV)	Antenna Factor (dB/m)	Path Loss (dB)	Preamp Factor (dB)	Ant Pos (cm)	Table Pos (deg)	Peak Avg. (P/A)	Pol. (H/V)
Mode 12 Ant 1+2 11a Ch165 + Ant 3 BLE(1M) Ch37		4952	51.92	-22.08	74	40.59	31.2	9.78	30.03	300	85	P	H
		4952	42.12	-11.88	54	30.79	31.2	9.78	30.03	300	85	A	H
		7428	45.36	-28.64	74	54.64	36.3	11.84	58.22	100	0	P	H
		11650	47.75	-26.25	74	53.97	39.7	14.5	61.03	100	0	P	H
		17475	53.44	-14.76	68.2	50.41	42.78	17.89	58.41	100	0	P	H
		18000	59.84	-14.16	74	49.04	49	18.24	57.24	300	249	P	H
		18000	49.94	-4.06	54	39.14	49	18.24	57.24	300	249	A	H
		4952	52.3	-21.7	74	40.97	31.2	9.78	30.03	200	254	P	V
		4952	42.27	-11.73	54	30.94	31.2	9.78	30.03	200	254	A	V
		7428	44.89	-29.11	74	54.17	36.3	11.84	58.22	100	0	P	V
		11650	49.1	-24.9	74	55.32	39.7	14.5	61.03	100	0	P	V
		17475	55.36	-12.84	68.2	52.33	42.78	17.89	58.41	100	0	P	V
		17988.9	60.11	-13.89	74	49.55	48.8	18.23	57.27	100	137	P	V
		17988.9	50.24	-3.76	54	39.68	48.8	18.23	57.27	100	137	A	V
Remark	1. No other spurious found. 2. All results are PASS against Peak and Average limit line.												

Emission above 18GHz

2.4GHz 2400~2483.5MHz (SHF)

	Note	Frequency	Level	Over	Limit	Read	Antenna	Path	Preamp	Ant	Table	Peak	Pol.
Ant.				Limit	Line	Level	Factor	Loss	Factor	Pos	Pos	Avg.	
Simultaneously		(MHz)	(dBµV/m)	(dB)	(dBµV/m)	(dBµV)	(dB/m)	(dB)	(dB)	(cm)	(deg)	(P/A)	(H/V)
Mode 6 Ant 1+2 11b Ch11 + Ant 3 BLE(1M) Ch11		21576	39.83	-34.17	74	44.45	38.32	21.3	54.7	150	0	P	H
		20824	39	-35	74	44.1	38.45	20.76	54.77	150	0	P	V
Remark	1. No other spurious found. 2. All results are PASS against Peak and Average limit line.												

Emission below 1GHz

2.4GHz 2400~2483.5MHz (LF)

	Note	Frequency	Level	Over	Limit	Read	Antenna	Path	Preamp	Ant	Table	Peak	Pol.
Ant.				Limit	Line	Level	Factor	Loss	Factor	Pos	Pos	Avg.	
Simultaneously		(MHz)	(dBμV/m)	(dB)	(dBμV/m)	(dBμV)	(dB/m)	(dB)	(dB)	(cm)	(deg)	(P/A)	(H/V)
Mode 6 Ant 1+2 11b Ch11 + Ant 3 BLE(1M) Ch11		87.23	25.08	-14.92	40	42.06	14.19	1.19	32.49	-	-	P	H
		118.27	29.25	-14.25	43.5	42.94	17.31	1.39	32.55	-	-	P	H
		268.62	26.1	-19.9	46	36.88	19.33	2.12	32.43	-	-	P	H
		576.11	31.32	-14.68	46	34.73	25.82	3.13	32.54	-	-	P	H
		721.61	35.08	-10.92	46	36.96	26.93	3.5	32.45	-	-	P	H
		745.86	35.12	-10.88	46	35.98	27.88	3.56	32.45	100	0	P	H
		30	26.06	-13.94	40	33.29	24.59	0.6	32.49	-	-	P	V
		112.45	25.65	-17.85	43.5	39.6	17.06	1.36	32.53	-	-	P	V
		172.59	24.52	-18.98	43.5	39.72	15.39	1.7	32.49	-	-	P	V
		455.83	28.89	-17.11	46	35.17	23.27	2.78	32.43	-	-	P	V
		576.11	29.75	-16.25	46	33.16	25.82	3.13	32.54	-	-	P	V
		745.86	37.75	-8.25	46	38.61	27.88	3.56	32.45	100	0	P	V
Remark	1. No other spurious found. 2. All results are PASS against Peak and Average limit line.												

Note symbol

*	**Fundamental Frequency** which can be ignored. However, the level of any unwanted emissions shall not exceed the level of the fundamental frequency.
!	Test result is **over limit** line.
P/A	**P**eak or **A**verage
H/V	**H**orizontal or **V**ertical

A calculation example for radiated spurious emission is shown as below:

Ant. Simultaneously	Note	Frequency (MHz)	Level (dBμV/m)	Over Limit (dB)	Limit Line (dBμV/m)	Read Level (dBμV)	Antenna Factor (dB/m)	Path Loss (dB)	Preamp Factor (dB)	Ant Pos (cm)	Table Pos (deg)	Peak Avg. (P/A)	Pol. (H/V)
802.11b CH 01 2412MHz		2390	55.45	-18.55	74	54.51	32.22	4.58	35.86	103	308	P	H
		2390	43.54	-10.46	54	42.6	32.22	4.58	35.86	103	308	A	H

1. Path Loss(dB) = Cable loss(dB) + Filter loss(dB) + Attenuator loss(dB)
2. Level(dBμV/m) =

Antenna Factor(dB/m) + Path Loss(dB) + Read Level(dBμV) - Preamp Factor(dB)

3. Over Limit(dB) = Level(dBμV/m) – Limit Line(dBμV/m)

For Peak Limit @ 2390MHz:

1. Level(dBμV/m)

= Antenna Factor(dB/m) + Path Loss(dB) + Read Level(dBμV) - Preamp Factor(dB)

= 32.22(dB/m) + 4.58(dB) + 54.51(dBμV) – 35.86 (dB)

= 55.45 (dBμV/m)

2. Over Limit(dB)

= Level(dBμV/m) – Limit Line(dBμV/m)

= 55.45(dBμV/m) – 74(dBμV/m)

= -18.55(dB)

For Average Limit @ 2390MHz:

1. Level(dBμV/m)

= Antenna Factor(dB/m) + Path Loss(dB) + Read Level(dBμV) - Preamp Factor(dB)

= 32.22(dB/m) + 4.58(dB) + 42.6(dBμV) – 35.86 (dB)

= 43.54 (dBμV/m)

2. Over Limit(dB)

= Level(dBμV/m) – Limit Line(dBμV/m)

= 43.54(dBμV/m) – 54(dBμV/m)

= -10.46(dB)

Both peak and average measured complies with the limit line, so test result is “PASS”.

Appendix B. Radiated Spurious Emission Plots

Test Engineer :	Leo Lee, Mancy Chou, and Bigshow Wang	**Temperature :**	22.1~25.6°C
		Relative Humidity :	46~64%

Note symbol

-L	**Low channel location**
-R	**High channel location**

2.4GHz 2400~2483.5MHz (Band Edge @ 3m)

ANT	Mode 1: Ant 1+2 11n HT20 Ch01 + Ant 3 BLE(1M) Ch00	
Simultaneously	Horizontal	Fundamental
Peak	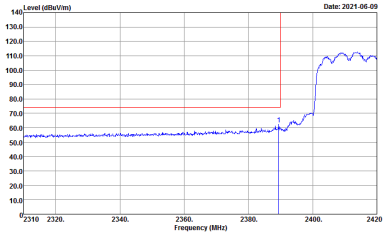 Site : 03CH15-HY Condition : PEAK_BE_74 3m 9120D_I5_1620 HORIZONTAL : RBW:1000.000KHz VBW:3000.000KHz SWT:Auto	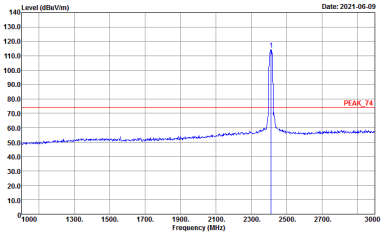 Site : 03CH15-HY Condition : PEAK_74 3m 9120D_I5_1620 HORIZONTAL : RBW:1000.000KHz VBW:3000.000KHz SWT:Auto
Avg.	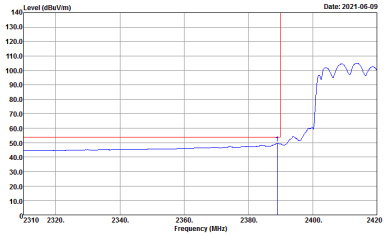 Site : 03CH15-HY Condition : AVG_BE_54 3m 9120D_I5_1620 HORIZONTAL : RBW:1000.000KHz VBW:0.010KHz SWT:Auto	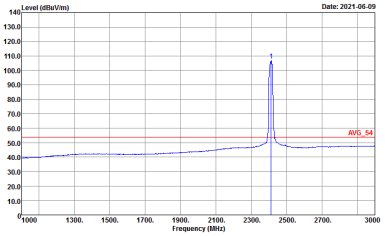 Site : 03CH15-HY Condition : AVG_54 3m 9120D_I5_1620 HORIZONTAL : RBW:1000.000KHz VBW:0.010KHz SWT:Auto

ANT	Mode 1: Ant 1+2 11n HT20 Ch01 + Ant 3 BLE(1M) Ch00	
Simultaneously	Vertical	Fundamental
Peak	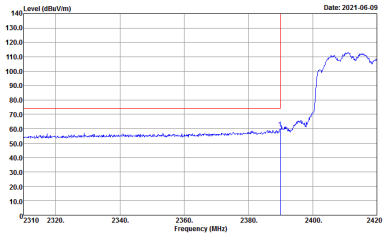 Site : 03CH15-HY Condition : PEAK_BE_74 3m 9120D_I5_1620 VERTICAL : RBW:1000.000KHz VBW:3000.000KHz SWT:Auto	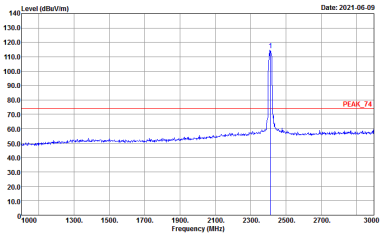 Site : 03CH15-HY Condition : PEAK_74 3m 9120D_I5_1620 VERTICAL : RBW:1000.000KHz VBW:3000.000KHz SWT:Auto
Avg.	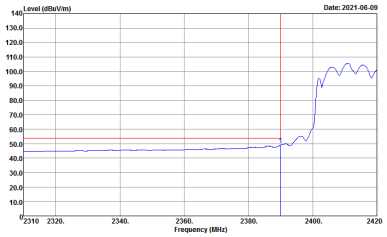 Site : 03CH15-HY Condition : AVG_BE_54 3m 9120D_I5_1620 VERTICAL : RBW:1000.000KHz VBW:0.010KHz SWT:Auto	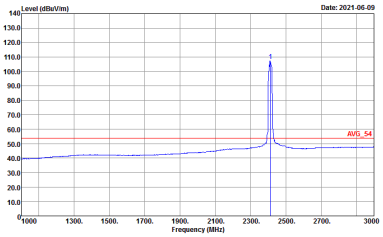 Site : 03CH15-HY Condition : AVG_54 3m 9120D_I5_1620 VERTICAL : RBW:1000.000KHz VBW:0.010KHz SWT:Auto

BLE (Band Edge @ 3m)

ANT	Mode 1: Ant 1+2 11n HT20 Ch01 + Ant 3 BLE(1M) Ch00	
Simultaneously	Horizontal	Fundamental
Peak	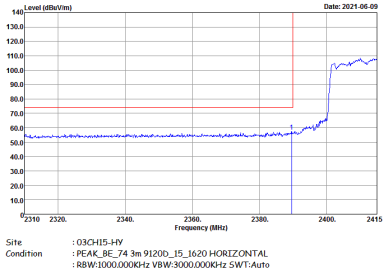	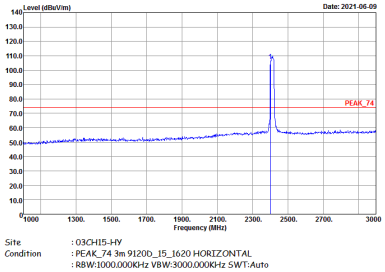
Avg.	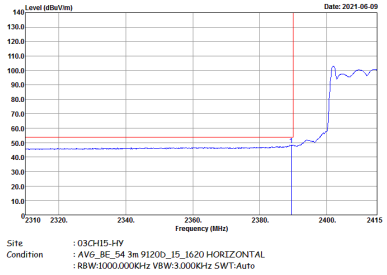	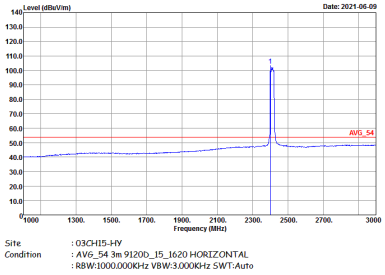

ANT	Mode 1: Ant 1+2 11n HT20 Ch01 + Ant 3 BLE(1M) Ch00	
Simultaneously	Vertical	Fundamental
Peak	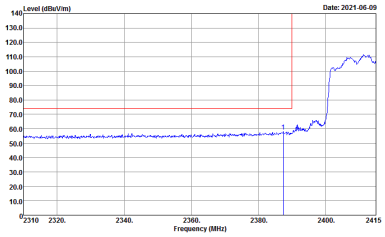 Site : 03CH15-HY Condition : PEAK_BE_74 3m 9120D_15_1620 VERTICAL : RBW:1000.000KHz VBW:3000.000KHz SWT:Auto	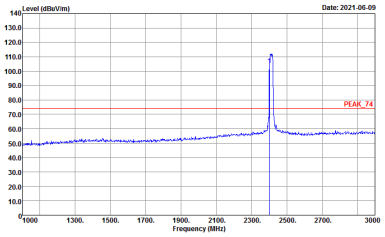 Site : 03CH15-HY Condition : PEAK_74 3m 9120D_15_1620 VERTICAL : RBW:1000.000KHz VBW:3000.000KHz SWT:Auto
Avg.	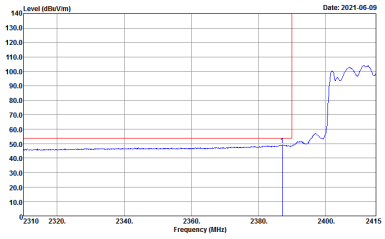 Site : 03CH15-HY Condition : AVG_BE_54 3m 9120D_15_1620 VERTICAL : RBW:1000.000KHz VBW:3.000KHz SWT:Auto	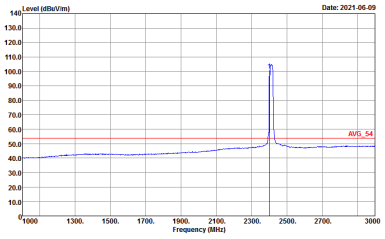 Site : 03CH15-HY Condition : AVG_54 3m 9120D_15_1620 VERTICAL : RBW:1000.000KHz VBW:3.000KHz SWT:Auto

2.4GHz 2400~2483.5MHz (IM3 @ 3m)

ANT	Mode 1: Ant 1+2 11n HT20 Ch01 + Ant 3 BLE(1M) Ch00	
Simultaneously	Horizontal	Vertical
Peak Avg.	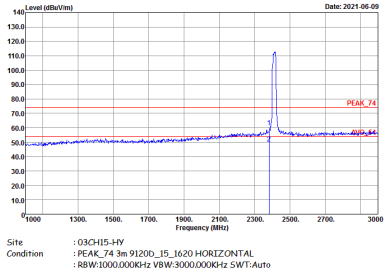	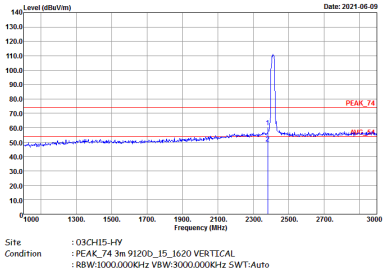

2.4GHz 2400~2483.5MHz (IM3 @ 3m)

ANT	Mode 1: Ant 1+2 11n HT20 Ch01 + Ant 3 BLE(1M) Ch00	
Simultaneously	Horizontal	Vertical
Peak Avg.	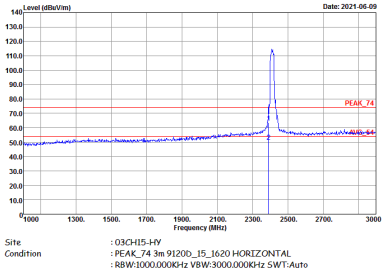	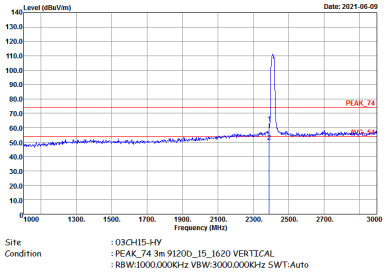

2.4GHz 2400~2483.5MHz (Harmonic @ 3m)

ANT	Mode 1: Ant 1+2 11n HT20 Ch01 + Ant 3 BLE(1M) Ch00	
Simultaneously	Horizontal	Vertical
Peak Avg.	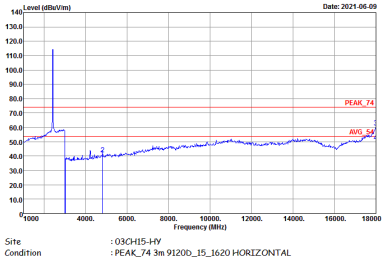	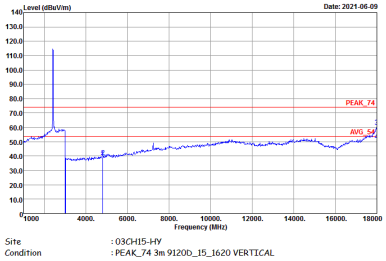

2.4GHz 2400~2483.5MHz (Band Edge @ 3m)

ANT	Mode 2: Ant 1+2 11b Ch01 + Ant 3 BLE(1M) Ch18	
Simultaneously	Horizontal	Fundamental
Peak	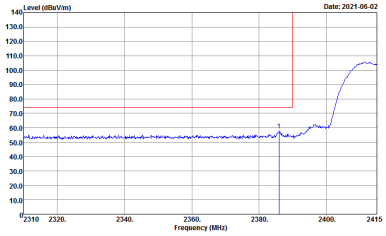 Site : 03CH15-HY Condition : PEAK_BE_74 3m 9120D_I5_1620 HORIZONTAL : RBW:1000.000KHz VBW:3000.000KHz SWT:Auto	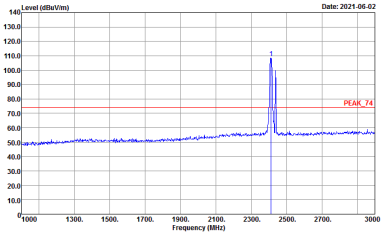 Site : 03CH15-HY Condition : PEAK_74 3m 9120D_I5_1620 HORIZONTAL : RBW:1000.000KHz VBW:3000.000KHz SWT:Auto
Avg.	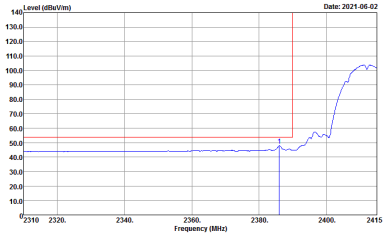 Site : 03CH15-HY Condition : AVG_BE_54 3m 9120D_I5_1620 HORIZONTAL : RBW:1000.000KHz VBW:0.010KHz SWT:Auto	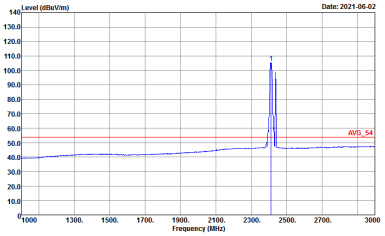 Site : 03CH15-HY Condition : AVG_54 3m 9120D_I5_1620 HORIZONTAL : RBW:1000.000KHz VBW:0.010KHz SWT:Auto

ANT	Mode 2: Ant 1+2 11b Ch01 + Ant 3 BLE(1M) Ch18	
Simultaneously	Vertical	Fundamental
Peak	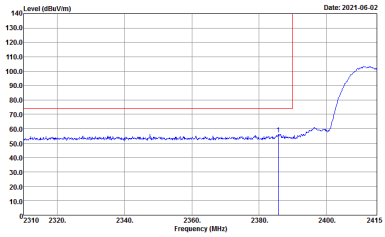 Site : 03CH15-HY Condition : PEAK_BE_74 3m 9120D_I5_1620 VERTICAL : RBW:1000.000KHz VBW:3000.000KHz SWT:Auto	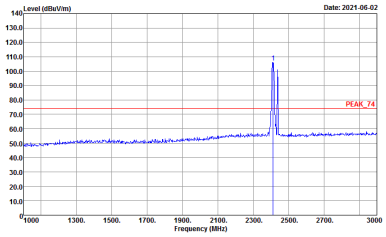 Site : 03CH15-HY Condition : PEAK_74 3m 9120D_I5_1620 VERTICAL : RBW:1000.000KHz VBW:3000.000KHz SWT:Auto
Avg.	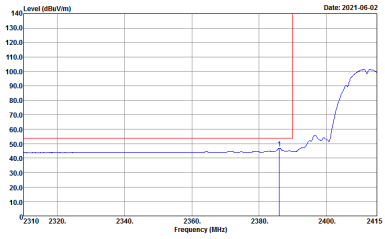 Site : 03CH15-HY Condition : AVG_BE_54 3m 9120D_I5_1620 VERTICAL : RBW:1000.000KHz VBW:0.010KHz SWT:Auto	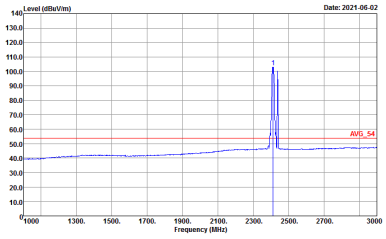 Site : 03CH15-HY Condition : AVG_54 3m 9120D_I5_1620 VERTICAL : RBW:1000.000KHz VBW:0.010KHz SWT:Auto

BLE (Band Edge @ 3m)

ANT	Mode 2: Ant 1+2 11b Ch01 + Ant 3 BLE(1M) Ch18 - L	
Simultaneously	Horizontal	Fundamental
Peak	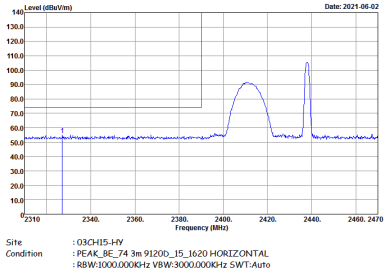	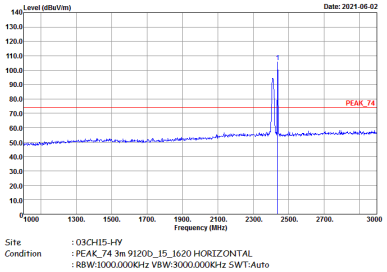
Avg.	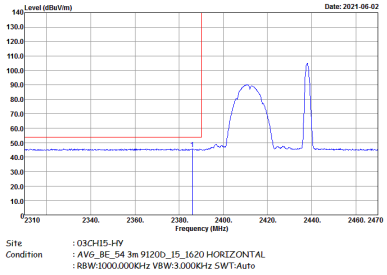	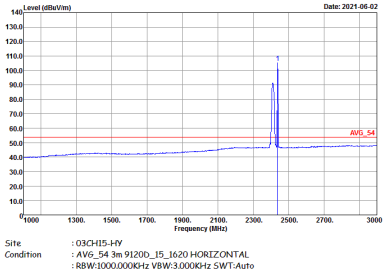

ANT	Mode 2: Ant 1+2 11b Ch01 + Ant 3 BLE(1M) Ch18 - R	
Simultaneously	**Horizontal**	**Fundamental**
Peak	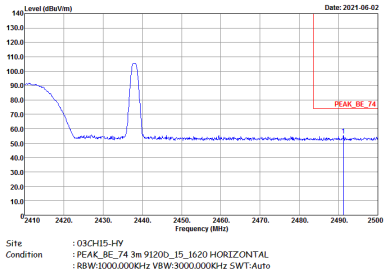	Left Blank
Avg.	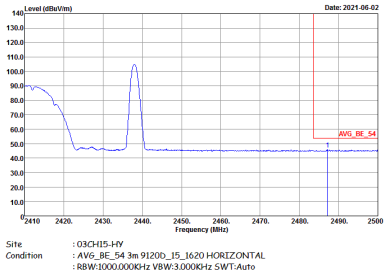	Left Blank

ANT	Mode 2: Ant 1+2 11b Ch01 + Ant 3 BLE(1M) Ch18 - L	
Simultaneously	Vertical	Fundamental
Peak	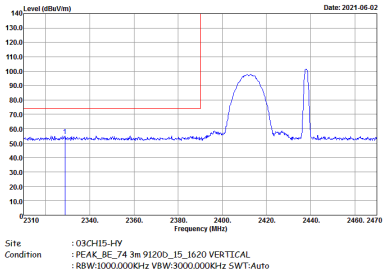	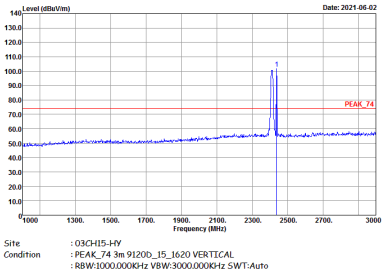
Avg.	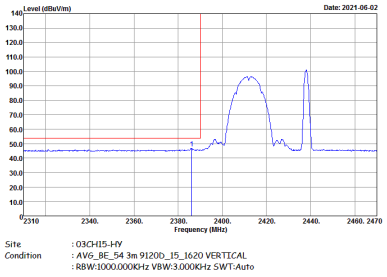	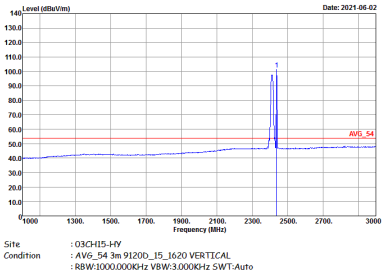

ANT	Mode 2: Ant 1+2 11b Ch01 + Ant 3 BLE(1M) Ch18 - R	
Simultaneously	**Vertical**	**Fundamental**
Peak	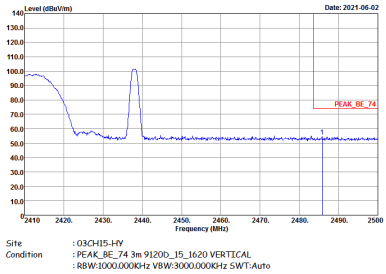	Left Blank
Avg.	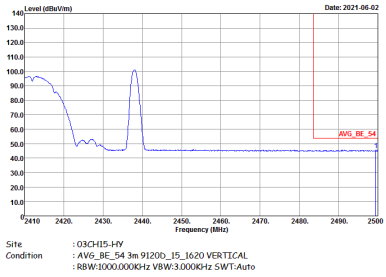	Left Blank

2.4GHz 2400~2483.5MHz (IM3 @ 3m)

ANT	Mode 2: Ant 1+2 11b Ch01 + Ant 3 BLE(1M) Ch18	
Simultaneously	Horizontal	Vertical
Peak Avg.	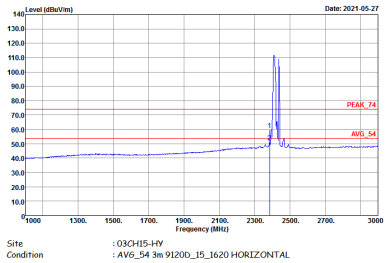	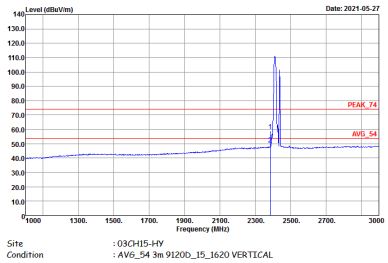

2.4GHz 2400~2483.5MHz (Harmonic @ 3m)

ANT	Mode 2: Ant 1+2 11b Ch01 + Ant 3 BLE(1M) Ch18	
Simultaneously	Horizontal	Vertical
Peak Avg.	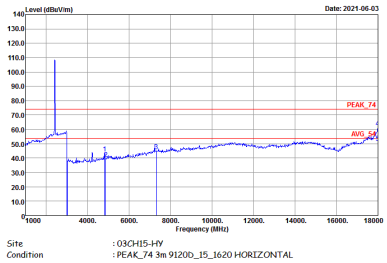	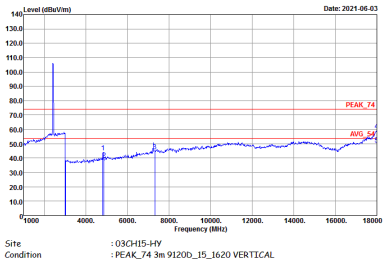

2.4GHz 2400~2483.5MHz (Band Edge @ 3m)

ANT	Mode 3: Ant 1+2 11b Ch01 + Ant 3 BLE(1M) Ch25	
Simultaneously	Horizontal	Fundamental
Peak	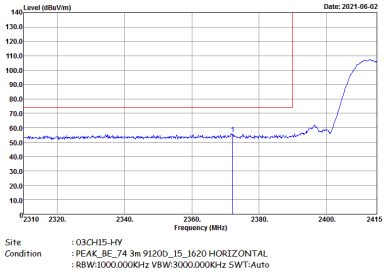	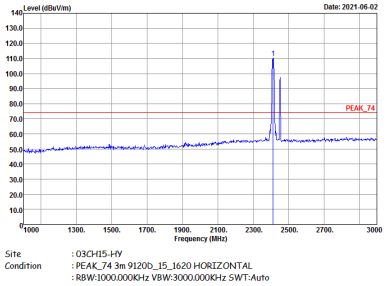
Avg.	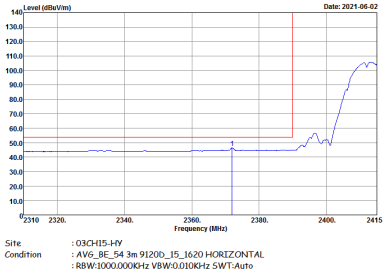	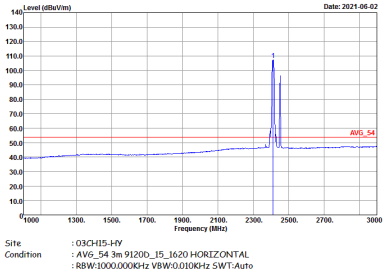

ANT	Mode 3: Ant 1+2 11b Ch01 + Ant 3 BLE(1M) Ch25	
Simultaneously	Vertical	Fundamental
Peak	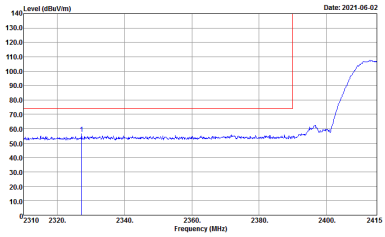 Site : 03CH15-HY Condition : PEAK_BE_74 3m 9120D_I5_1620 VERTICAL : RBW:1000.000KHz VBW:3000.000KHz SWT:Auto	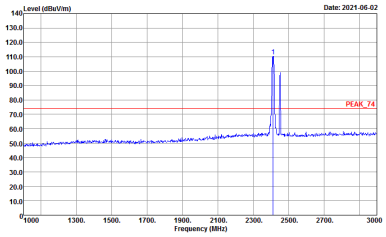 Site : 03CH15-HY Condition : PEAK_74 3m 9120D_I5_1620 VERTICAL : RBW:1000.000KHz VBW:3000.000KHz SWT:Auto
Avg.	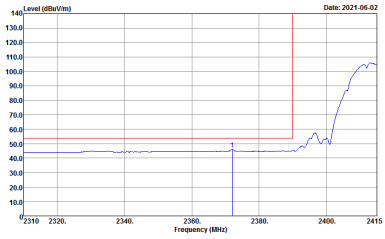 Site : 03CH15-HY Condition : AVG_BE_54 3m 9120D_I5_1620 VERTICAL : RBW:1000.000KHz VBW:0.010KHz SWT:Auto	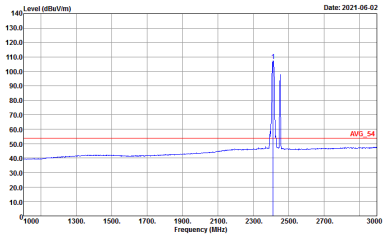 Site : 03CH15-HY Condition : AVG_54 3m 9120D_I5_1620 VERTICAL : RBW:1000.000KHz VBW:0.010KHz SWT:Auto

BLE (Band Edge @ 3m)

ANT	Mode 3: Ant 1+2 11b Ch01 + Ant 3 BLE(1M) Ch25 - L	
Simultaneously	Horizontal	Fundamental
Peak	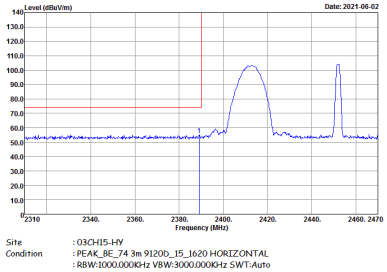	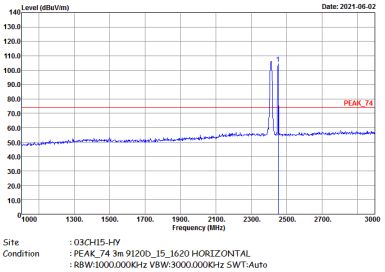
Avg.	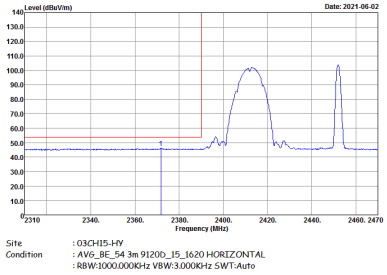	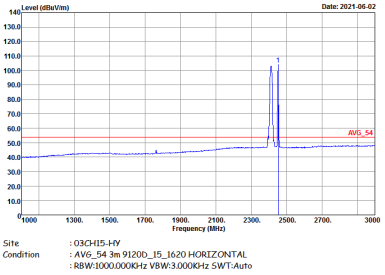

ANT	Mode 3: Ant 1+2 11b Ch01 + Ant 3 BLE(1M) Ch25 - R	
Simultaneously	**Horizontal**	**Fundamental**
Peak	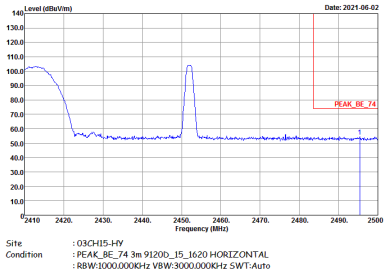	Left Blank
Avg.	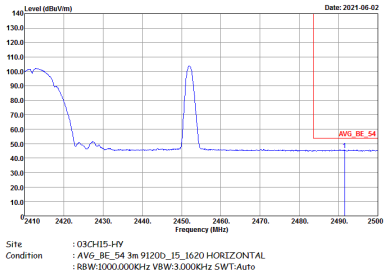	Left Blank

ANT	Mode 3: Ant 1+2 11b Ch01 + Ant 3 BLE(1M) Ch25 - L	
Simultaneously	Vertical	Fundamental
Peak	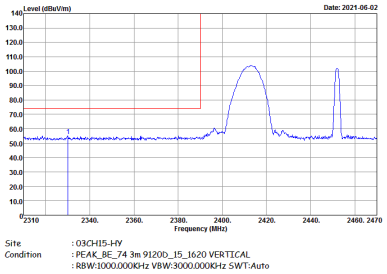	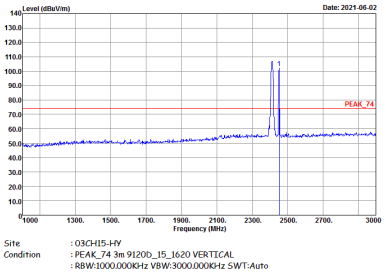
Avg.	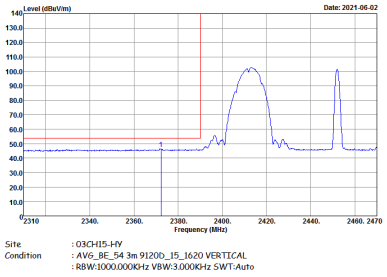	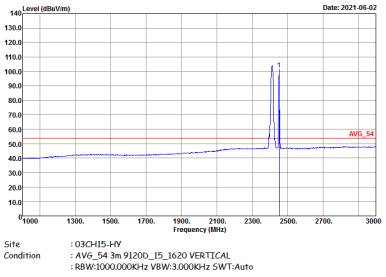

ANT	Mode 3: Ant 1+2 11b Ch01 + Ant 3 BLE(1M) Ch25 - R	
Simultaneously	**Vertical**	**Fundamental**
Peak	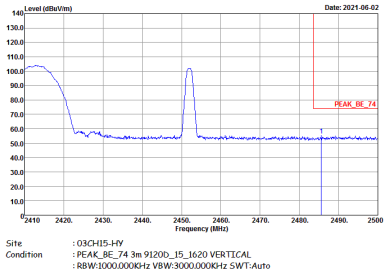	Left Blank
Avg.	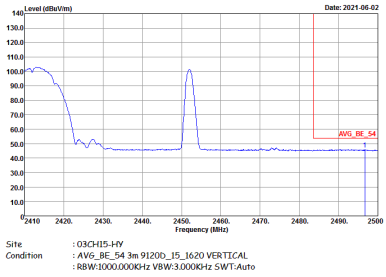	Left Blank

2.4GHz 2400~2483.5MHz (IM3 @ 3m)

ANT	Mode 3: Ant 1+2 11b Ch01 + Ant 3 BLE(1M) Ch25	
Simultaneously	Horizontal	Vertical
Peak Avg.	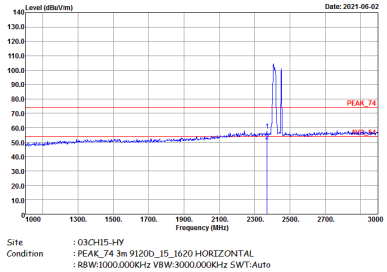	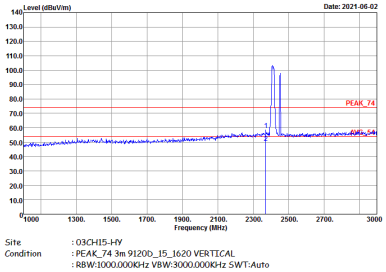

2.4GHz 2400~2483.5MHz (IM3 @ 3m)

ANT	Mode 3: Ant 1+2 11b Ch01 + Ant 3 BLE(1M) Ch25	
Simultaneously	Horizontal	Vertical
Peak Avg.	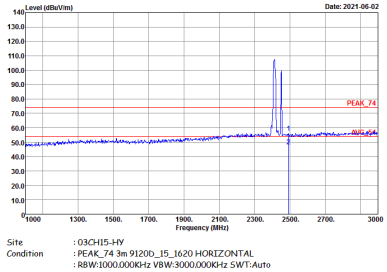	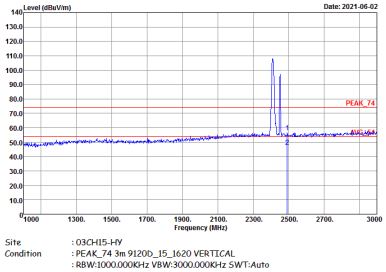

2.4GHz 2400~2483.5MHz (Harmonic @ 3m)

ANT	Mode 3: Ant 1+2 11b Ch01 + Ant 3 BLE(1M) Ch25	
Simultaneously	Horizontal	Vertical
Peak Avg.	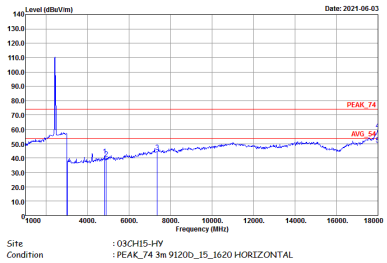	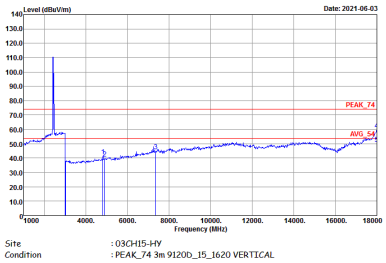

2.4GHz 2400~2483.5MHz (Band Edge @ 3m)

ANT	Mode 4: Ant 1+2 11b Ch06 + Ant 3 BLE(1M) Ch03 - L	
Simultaneously	Horizontal	Fundamental
Peak	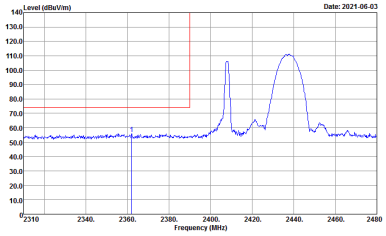 Site : 03CH15-HY Condition : PEAK_BE_74 3m 9120D_I5_1620 HORIZONTAL : RBW:1000.000KHz VBW:3000.000KHz SWT:Auto	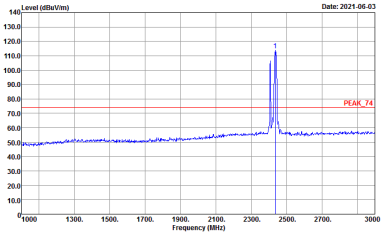 Site : 03CH15-HY Condition : PEAK_74 3m 9120D_I5_1620 HORIZONTAL : RBW:1000.000KHz VBW:3000.000KHz SWT:Auto
Avg.	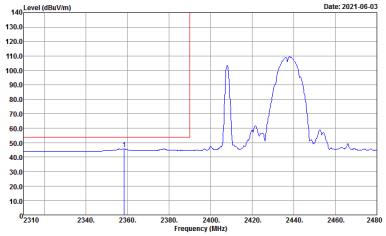 Site : 03CH15-HY Condition : AVG_BE_54 3m 9120D_I5_1620 HORIZONTAL : RBW:1000.000KHz VBW:0.010KHz SWT:Auto	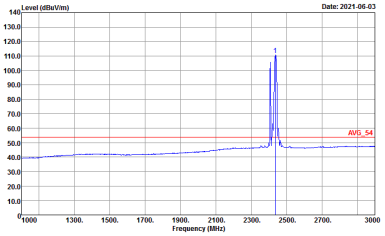 Site : 03CH15-HY Condition : AVG_54 3m 9120D_I5_1620 HORIZONTAL : RBW:1000.000KHz VBW:0.010KHz SWT:Auto

ANT	Mode 4: Ant 1+2 11b Ch06 + Ant 3 BLE(1M) Ch03 - R	
Simultaneously	**Horizontal**	**Fundamental**
Peak	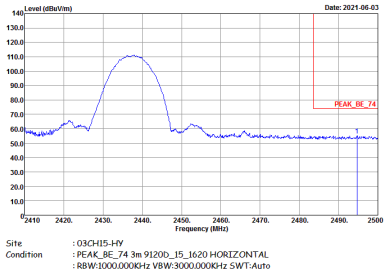	Left Blank
Avg.	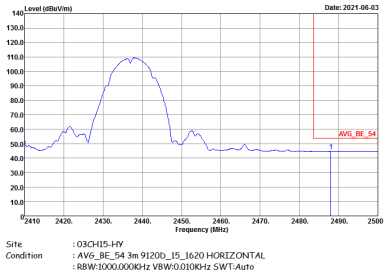	Left Blank

ANT	Mode 4: Ant 1+2 11b Ch06 + Ant 3 BLE(1M) Ch03 - L	
Simultaneously	Vertical	Fundamental
Peak	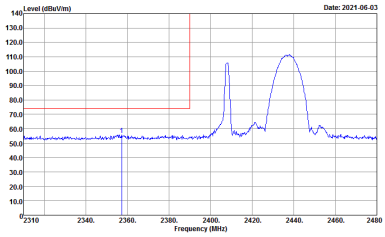 Site : 03CH15-HY Condition : PEAK_BE_74 3m 9120D_I5_1620 VERTICAL : RBW:1000.000KHz VBW:3000.000KHz SWT:Auto	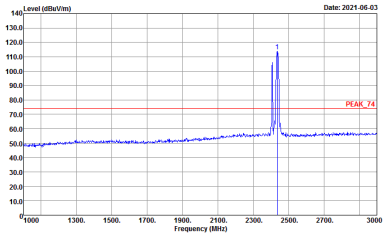 Site : 03CH15-HY Condition : PEAK_74 3m 9120D_I5_1620 VERTICAL : RBW:1000.000KHz VBW:3000.000KHz SWT:Auto
Avg.	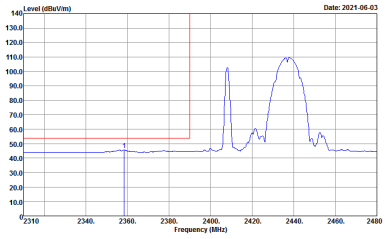 Site : 03CH15-HY Condition : AVG_BE_54 3m 9120D_I5_1620 VERTICAL : RBW:1000.000KHz VBW:0.010KHz SWT:Auto	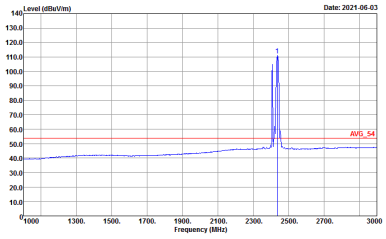 Site : 03CH15-HY Condition : AVG_54 3m 9120D_I5_1620 VERTICAL : RBW:1000.000KHz VBW:0.010KHz SWT:Auto

ANT	Mode 4: Ant 1+2 11b Ch06 + Ant 3 BLE(1M) Ch03 - R	
Simultaneously	**Vertical**	**Fundamental**
Peak	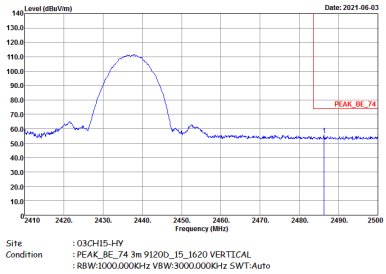	Left Blank
Avg.	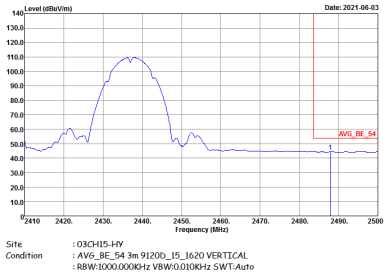	Left Blank

BLE (Band Edge @ 3m)

ANT	Mode 4: Ant 1+2 11b Ch06 + Ant 3 BLE(1M) Ch03	
Simultaneously	Horizontal	Fundamental
Peak	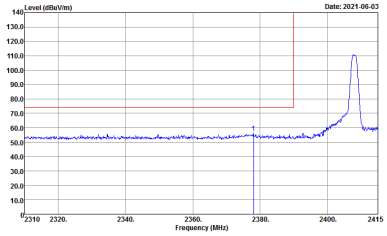	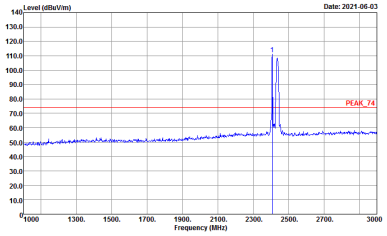
Avg.	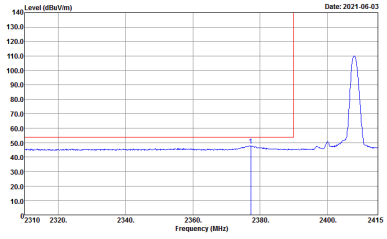	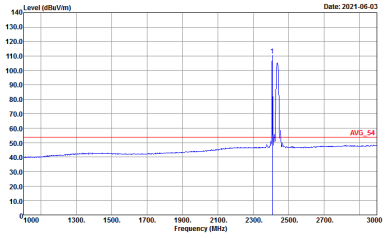

ANT	Mode 4: Ant 1+2 11b Ch06 + Ant 3 BLE(1M) Ch03	
Simultaneously	Vertical	Fundamental
Peak	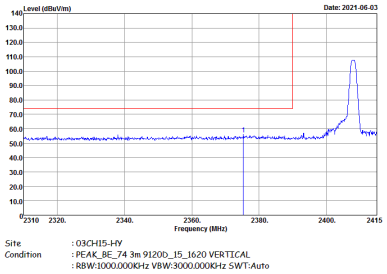	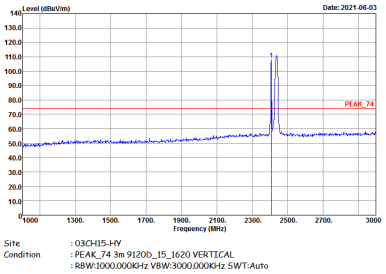
Avg.	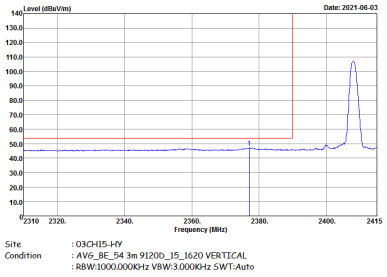	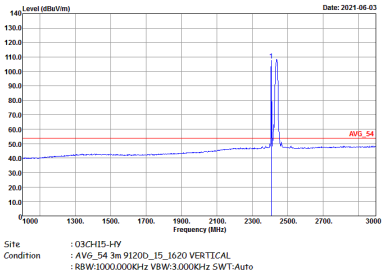

2.4GHz 2400~2483.5MHz (IM3 @ 3m)

ANT	Mode 4: Ant 1+2 11b Ch06 + Ant 3 BLE(1M) Ch03	
Simultaneously	Horizontal	Vertical
Peak Avg.	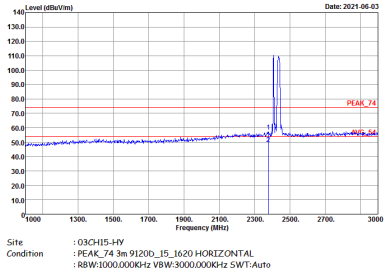	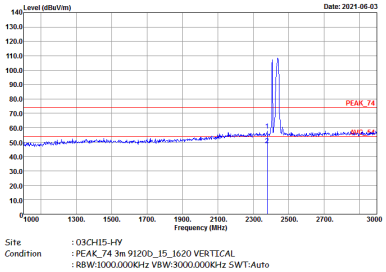

2.4GHz 2400~2483.5MHz (Harmonic @ 3m)

ANT	Mode 4: Ant 1+2 11b Ch06 + Ant 3 BLE(1M) Ch03	
Simultaneously	Horizontal	Vertical
Peak Avg.	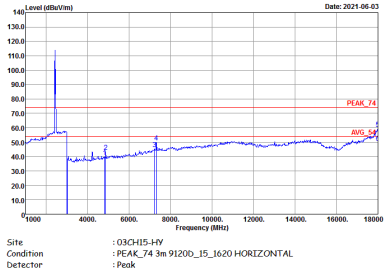	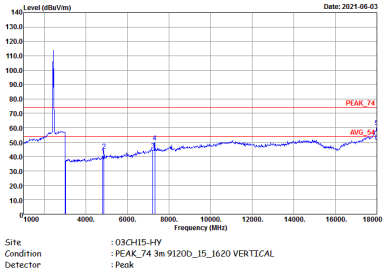

2.4GHz 2400~2483.5MHz (Band Edge @ 3m)

ANT	Mode 5: Ant 1+2 11b Ch08 + Ant 3 BLE(1M) Ch01 - L	
Simultaneously	Horizontal	Fundamental
Peak	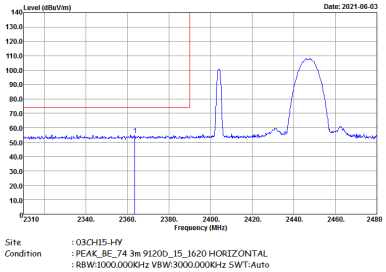	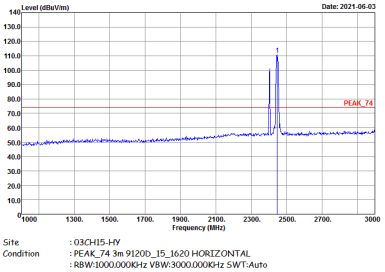
Avg.	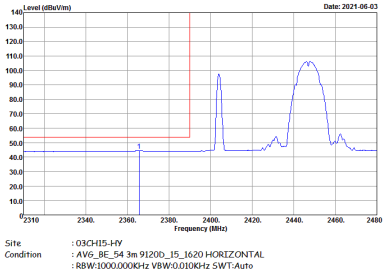	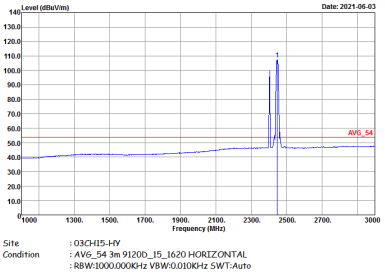

ANT	Mode 5: Ant 1+2 11b Ch08 + Ant 3 BLE(1M) Ch01 - R	
Simultaneously	**Horizontal**	**Fundamental**
Peak	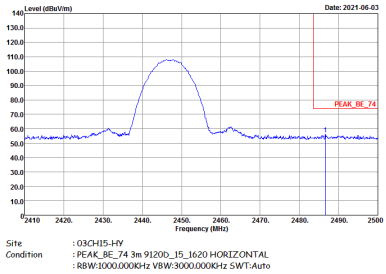	Left Blank
Avg.	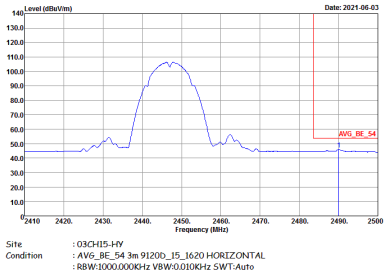	Left Blank

ANT	Mode 5: Ant 1+2 11b Ch08 + Ant 3 BLE(1M) Ch01 - L	
Simultaneously	Vertical	Fundamental
Peak	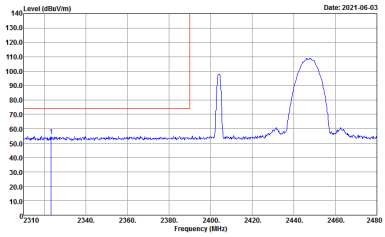 Site : 03CH15-HY Condition : PEAK_8E_74 3m 9120D_I5_1620 VERTICAL : RBW:1000.000KHz VBW:3000.000KHz SWT:Auto	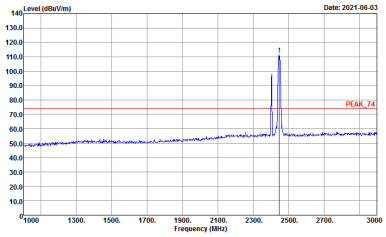 Site : 03CH15-HY Condition : PEAK_74 3m 9120D_I5_1620 VERTICAL : RBW:1000.000KHz VBW:3000.000KHz SWT:Auto
Avg.	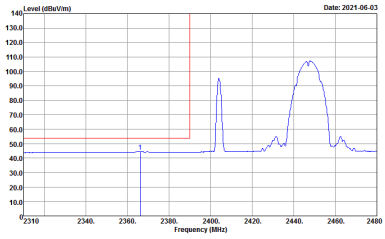 Site : 03CH15-HY Condition : AVG_8E_54 3m 9120D_I5_1620 VERTICAL : RBW:1000.000KHz VBW:0.010KHz SWT:Auto	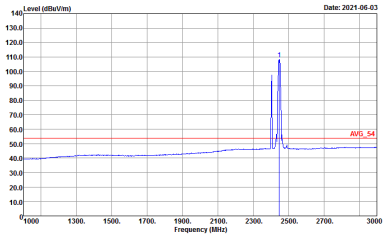 Site : 03CH15-HY Condition : AVG_54 3m 9120D_I5_1620 VERTICAL : RBW:1000.000KHz VBW:0.010KHz SWT:Auto

ANT	Mode 5: Ant 1+2 11b Ch08 + Ant 3 BLE(1M) Ch01 - R	
Simultaneously	**Vertical**	**Fundamental**
Peak	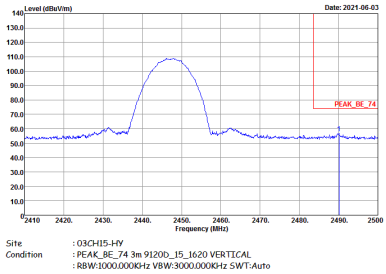	Left Blank
Avg.	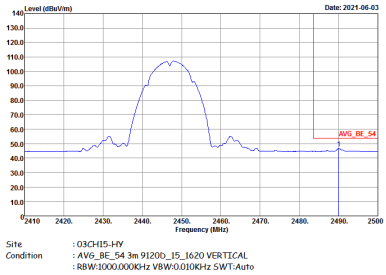	Left Blank

BLE (Band Edge @ 3m)

ANT	Mode 5: Ant 1+2 11b Ch08 + Ant 3 BLE(1M) Ch01	
Simultaneously	Horizontal	Fundamental
Peak	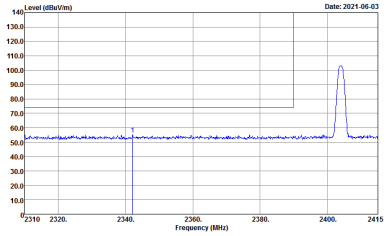	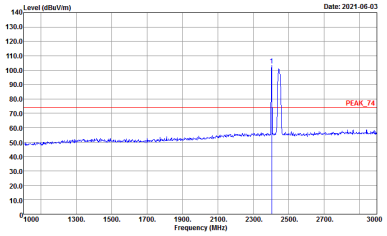
Avg.	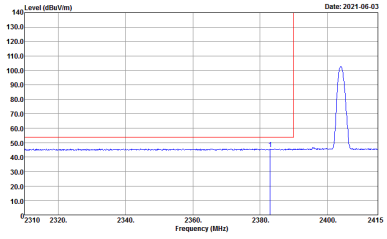	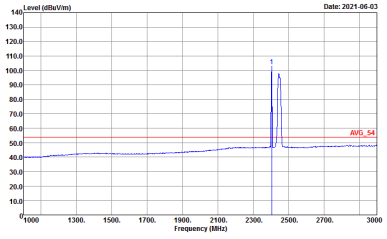

ANT	Mode 5: Ant 1+2 11b Ch08 + Ant 3 BLE(1M) Ch01	
Simultaneously	Vertical	Fundamental
Peak	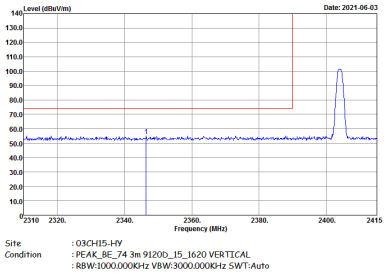	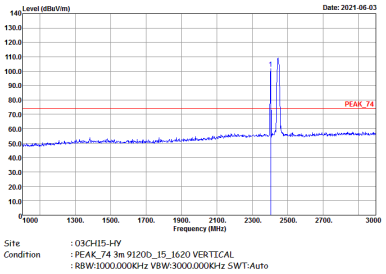
Avg.	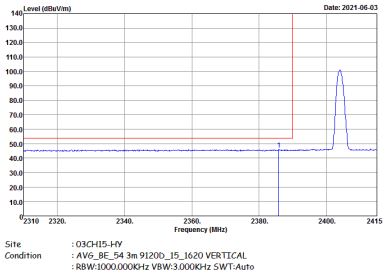	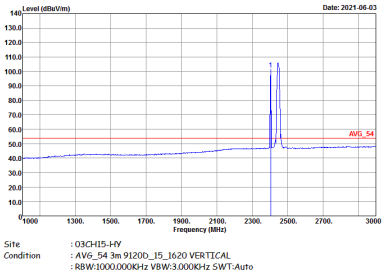

2.4GHz 2400~2483.5MHz (IM3 @ 3m)

ANT	Mode 5: Ant 1+2 11b Ch08 + Ant 3 BLE(1M) Ch01	
Simultaneously	Horizontal	Vertical
Peak Avg.	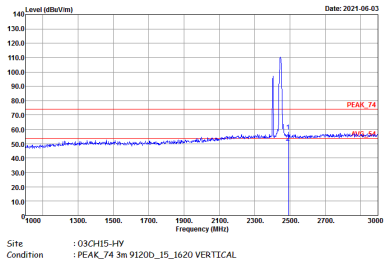	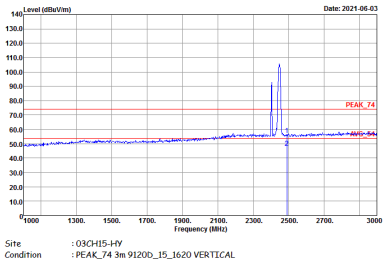

2.4GHz 2400~2483.5MHz (Harmonic @ 3m)

ANT	Mode 5: Ant 1+2 11b Ch08 + Ant 3 BLE(1M) Ch01	
Simultaneously	Horizontal	Vertical
Peak Avg.	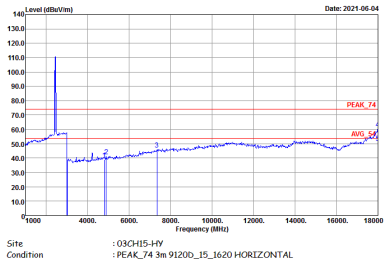	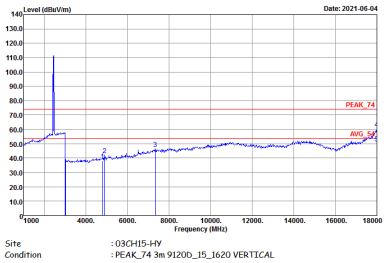

2.4GHz 2400~2483.5MHz (Band Edge @ 3m)

ANT	Mode 6: Ant 1+2 11b Ch11 + Ant 3 BLE(1M) Ch11	
Simultaneously	Horizontal	Fundamental
Peak	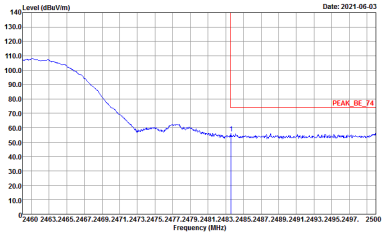 Site : 03CH15-HY Condition : PEAK_BE_74 3m 9120D_I5_1620 HORIZONTAL : RBW:1000.000KHz VBW:3000.000KHz SWT:Auto	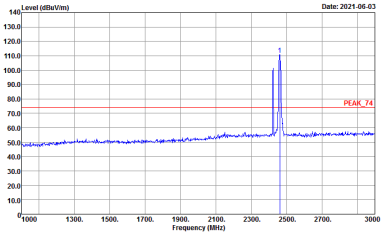 Site : 03CH15-HY Condition : PEAK_74 3m 9120D_I5_1620 HORIZONTAL : RBW:1000.000KHz VBW:3000.000KHz SWT:Auto
Avg.	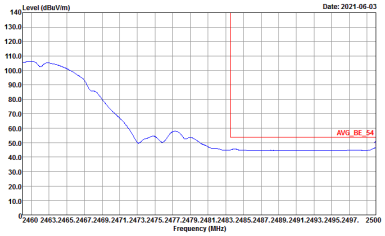 Site : 03CH15-HY Condition : AVG_BE_54 3m 9120D_I5_1620 HORIZONTAL : RBW:1000.000KHz VBW:0.010KHz SWT:Auto	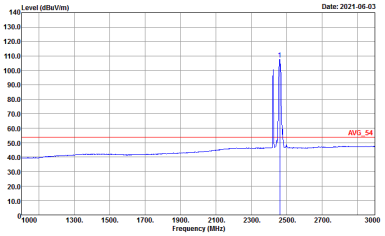 Site : 03CH15-HY Condition : AVG_54 3m 9120D_I5_1620 HORIZONTAL : RBW:1000.000KHz VBW:0.010KHz SWT:Auto

ANT	Mode 6: Ant 1+2 11b Ch11 + Ant 3 BLE(1M) Ch11	
Simultaneously	Vertical	Fundamental
Peak	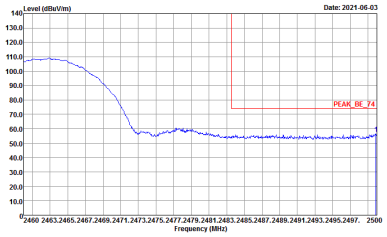 Site : 03CH15-HY Condition : PEAK_BE_74 3m 9120D_I5_1620 VERTICAL : RBW:1000.000KHz VBW:3000.000KHz SWT:Auto	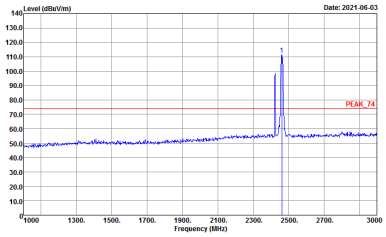 Site : 03CH15-HY Condition : PEAK_74 3m 9120D_I5_1620 VERTICAL : RBW:1000.000KHz VBW:3000.000KHz SWT:Auto
Avg.	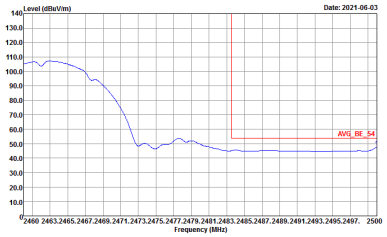 Site : 03CH15-HY Condition : AVG_BE_54 3m 9120D_I5_1620 VERTICAL : RBW:1000.000KHz VBW:0.010KHz SWT:Auto	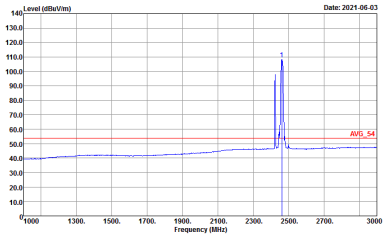 Site : 03CH15-HY Condition : AVG_54 3m 9120D_I5_1620 VERTICAL : RBW:1000.000KHz VBW:0.010KHz SWT:Auto

BLE (Band Edge @ 3m)

ANT	Mode 6: Ant 1+2 11b Ch11 + Ant 3 BLE(1M) Ch11 - L	
Simultaneously	Horizontal	Fundamental
Peak	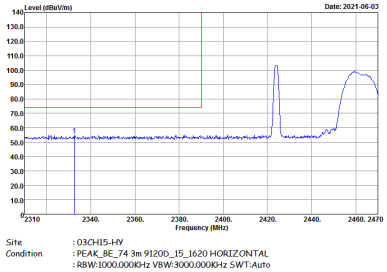	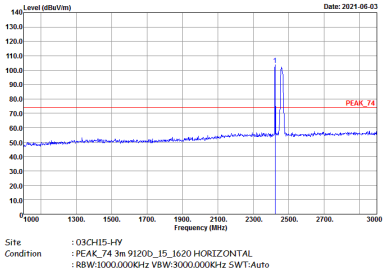
Avg.	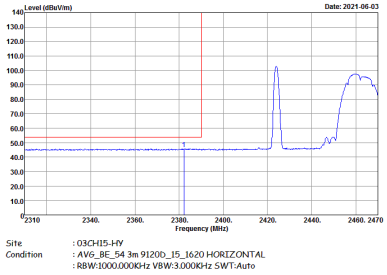	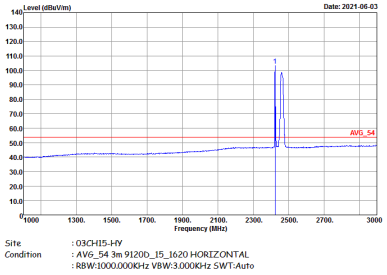

ANT	Mode 6: Ant 1+2 11b Ch11 + Ant 3 BLE(1M) Ch11 - R	
Simultaneously	**Horizontal**	**Fundamental**
Peak	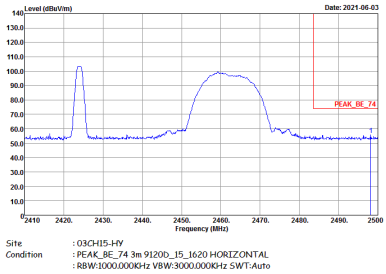	Left Blank
Avg.	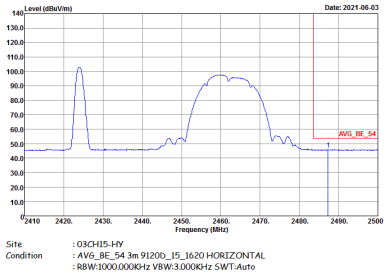	Left Blank

ANT	Mode 6: Ant 1+2 11b Ch11 + Ant 3 BLE(1M) Ch11 - L	
Simultaneously	Vertical	Fundamental
Peak	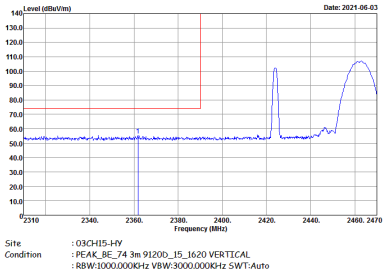	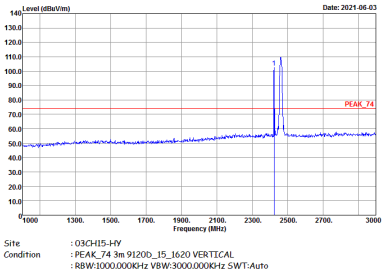
Avg.	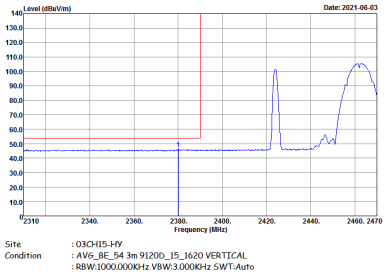	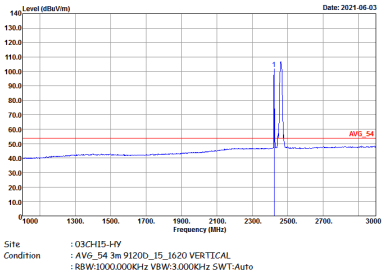

ANT	Mode 6: Ant 1+2 11b Ch11 + Ant 3 BLE(1M) Ch11 - R	
Simultaneously	**Vertical**	**Fundamental**
Peak	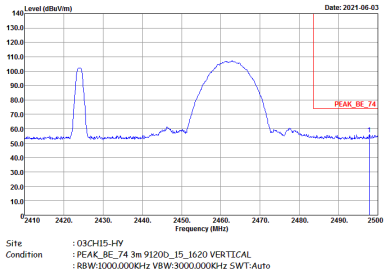	Left Blank
Avg.	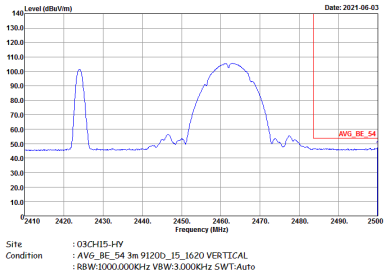	Left Blank

2.4GHz 2400~2483.5MHz (IM3 @ 3m)

ANT	Mode 6: Ant 1+2 11b Ch11 + Ant 3 BLE(1M) Ch11	
Simultaneously	Horizontal	Vertical
Peak Avg.	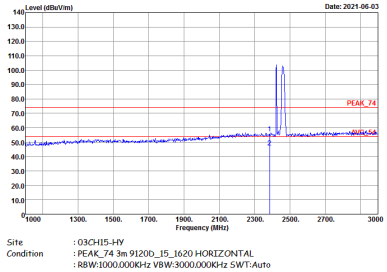	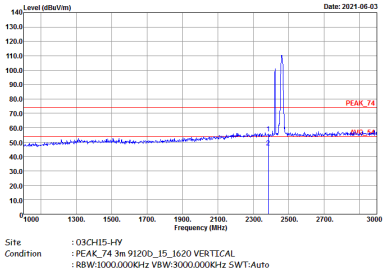

2.4GHz 2400~2483.5MHz (IM3 @ 3m)

ANT	Mode 6: Ant 1+2 11b Ch11 + Ant 3 BLE(1M) Ch11	
Simultaneously	Horizontal	Vertical
Peak Avg.	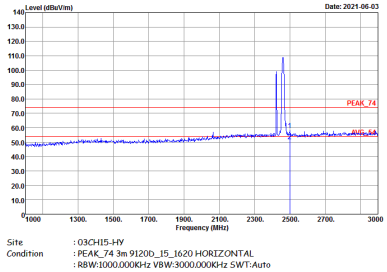	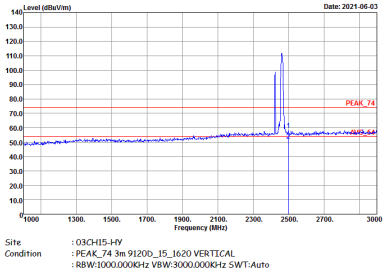

2.4GHz 2400~2483.5MHz (Harmonic @ 3m)

ANT	Mode 6: Ant 1+2 11b Ch11 + Ant 3 BLE(1M) Ch11	
Simultaneously	Horizontal	Vertical
Peak Avg.	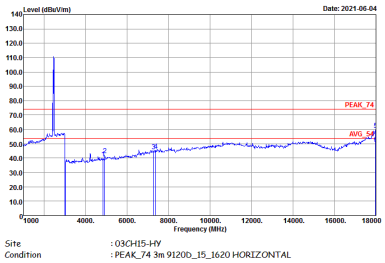	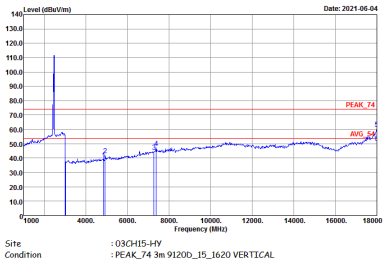

2.4GHz 2400~2483.5MHz (Band Edge @ 3m)

ANT	Mode 7: Ant 1+2 11n HT20 Ch11 + Ant 3 BLE(1M) Ch39	
Simultaneously	Horizontal	Fundamental
Peak	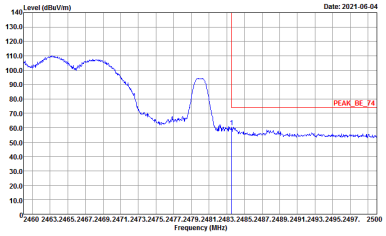 Site : 03CH15-HY Condition : PEAK_BE_74 3m 9120D_I5_1620 HORIZONTAL : RBW:1000.000KHz VBW:3000.000KHz SWT:Auto	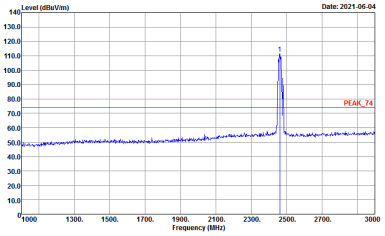 Site : 03CH15-HY Condition : PEAK_74 3m 9120D_I5_1620 HORIZONTAL : RBW:1000.000KHz VBW:3000.000KHz SWT:Auto
Avg.	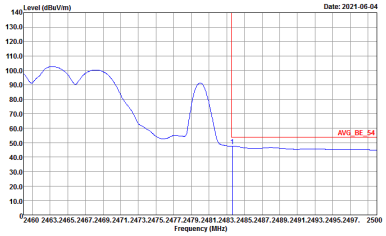 Site : 03CH15-HY Condition : AVG_BE_54 3m 9120D_I5_1620 HORIZONTAL : RBW:1000.000KHz VBW:0.010KHz SWT:Auto	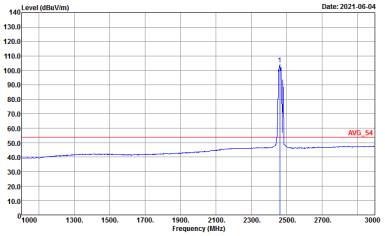 Site : 03CH15-HY Condition : AVG_54 3m 9120D_I5_1620 HORIZONTAL : RBW:1000.000KHz VBW:0.010KHz SWT:Auto

ANT	Mode 7: Ant 1+2 11n HT20 Ch11 + Ant 3 BLE(1M) Ch39	
Simultaneously	Vertical	Fundamental
Peak	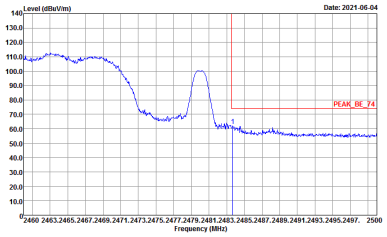 Site : 03CH15-HY Condition : PEAK_BE_74 3m 9120D_I5_1620 VERTICAL : RBW:1000.000KHz VBW:3000.000KHz SWT:Auto	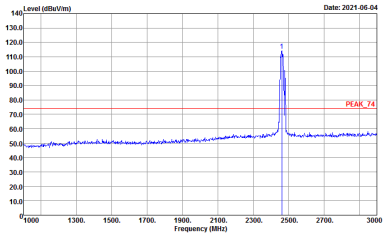 Site : 03CH15-HY Condition : PEAK_74 3m 9120D_I5_1620 VERTICAL : RBW:1000.000KHz VBW:3000.000KHz SWT:Auto
Avg.	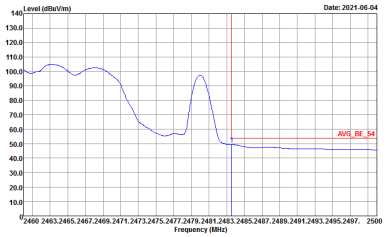 Site : 03CH15-HY Condition : AVG_BE_54 3m 9120D_I5_1620 VERTICAL : RBW:1000.000KHz VBW:0.010KHz SWT:Auto	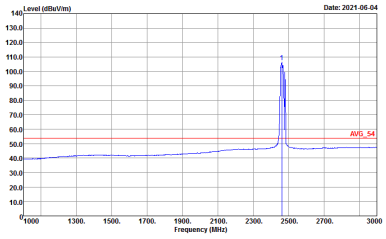 Site : 03CH15-HY Condition : AVG_54 3m 9120D_I5_1620 VERTICAL : RBW:1000.000KHz VBW:0.010KHz SWT:Auto

BLE (Band Edge @ 3m)

ANT	Mode 7: Ant 1+2 11n HT20 Ch11 + Ant 3 BLE(1M) Ch39	
Simultaneously	Horizontal	Fundamental
Peak	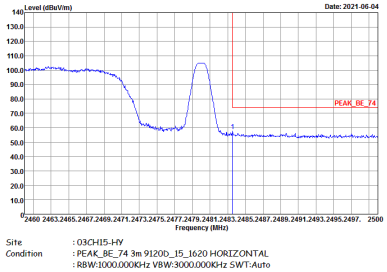	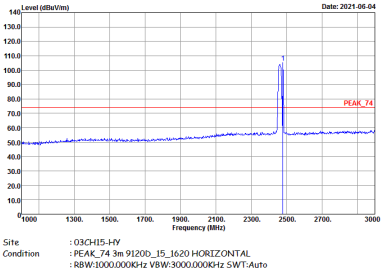
Avg.	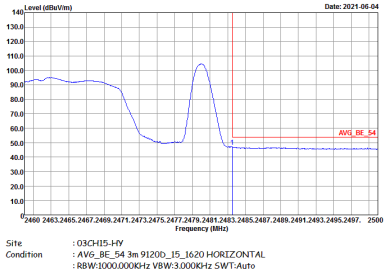	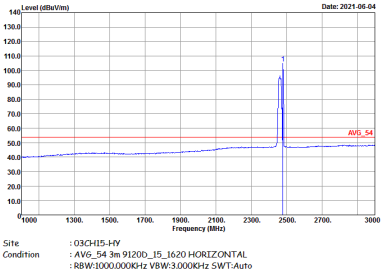

ANT	Mode 7: Ant 1+2 11n HT20 Ch11 + Ant 3 BLE(1M) Ch39	
Simultaneously	Vertical	Fundamental
Peak	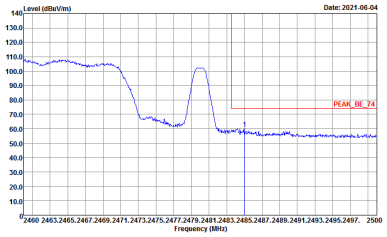 Site : 03CH15-HY Condition : PEAK_BE_74 3m 9120D_I5_1620 VERTICAL : RBW:1000.000KHz VBW:3000.000KHz SWT:Auto	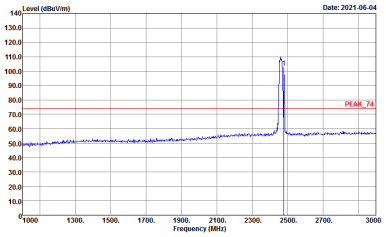 Site : 03CH15-HY Condition : PEAK_74 3m 9120D_I5_1620 VERTICAL : RBW:1000.000KHz VBW:3000.000KHz SWT:Auto
Avg.	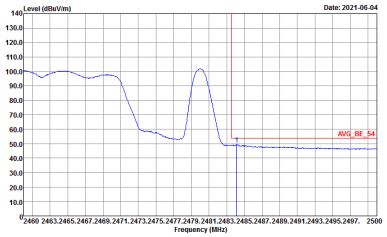 Site : 03CH15-HY Condition : AVG_BE_54 3m 9120D_I5_1620 VERTICAL : RBW:1000.000KHz VBW:3.000KHz SWT:Auto	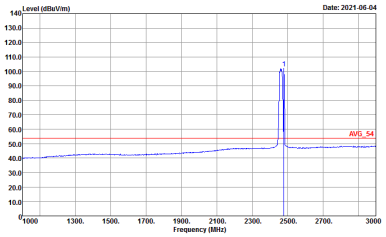 Site : 03CH15-HY Condition : AVG_54 3m 9120D_I5_1620 VERTICAL : RBW:1000.000KHz VBW:3.000KHz SWT:Auto

2.4GHz 2400~2483.5MHz (IM3 @ 3m)

ANT	Mode 7: Ant 1+2 11n HT20 Ch11 + Ant 3 BLE(1M) Ch39	
Simultaneously	Horizontal	Vertical
Peak Avg.	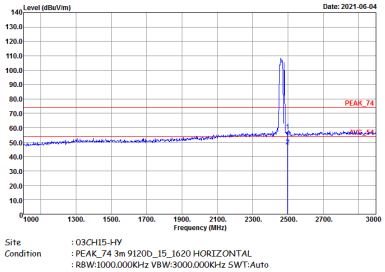	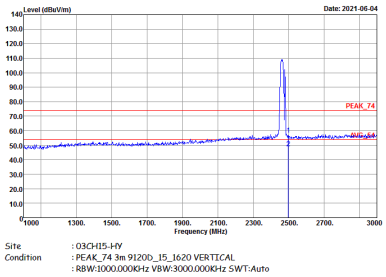

2.4GHz 2400~2483.5MHz (Harmonic @ 3m)

ANT	Mode 7: Ant 1+2 11n HT20 Ch11 + Ant 3 BLE(1M) Ch39	
Simultaneously	Horizontal	Vertical
Peak Avg.	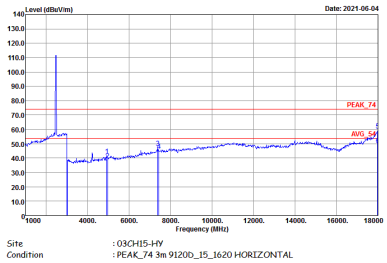	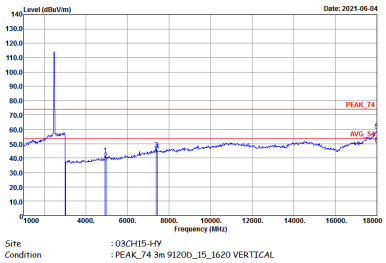

5GHz 5150~5250MHz (Band Edge @ 3m)

ANT	Mode 8: Ant 1+2 11a Ch36 + Ant 3 BLE(1M) Ch19	
Simultaneously	Horizontal	Fundamental
Peak	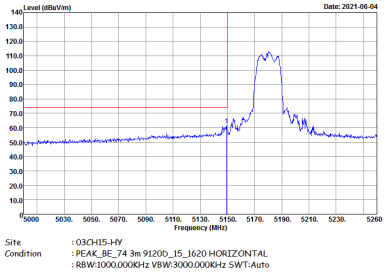	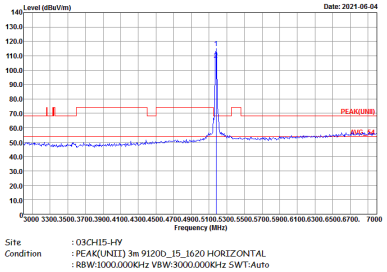
Avg.	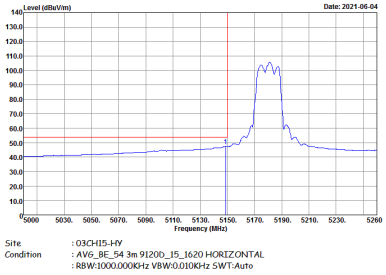	Left Blank

ANT	Mode 8: Ant 1+2 11a Ch36 + Ant 3 BLE(1M) Ch19	
Simultaneously	Vertical	Fundamental
Peak	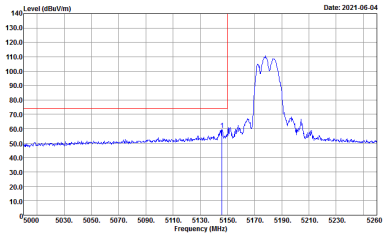 Site : 03CH15-HY Condition : PEAK_BE_74 3m 9120D_15_1620 VERTICAL : RBW:1000.000KHz VBW:3000.000KHz SWT:Auto	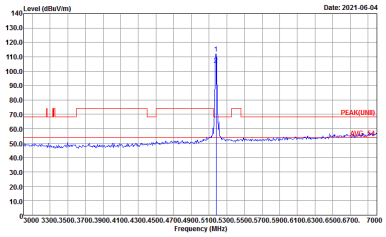 Site : 03CH15-HY Condition : PEAK(UNII) 3m 9120D_15_1620 VERTICAL : RBW:1000.000KHz VBW:3000.000KHz SWT:Auto
Avg.	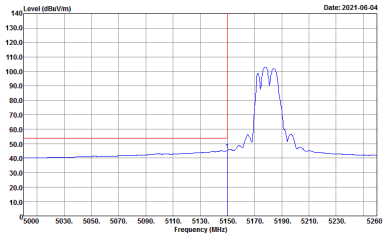 Site : 03CH15-HY Condition : AVG_BE_54 3m 9120D_15_1620 VERTICAL : RBW:1000.000KHz VBW:0.010KHz SWT:Auto	Left Blank

BLE (Band Edge @ 3m)

ANT	Mode 8: Ant 1+2 11a Ch36 + Ant 3 BLE(1M) Ch19 - L	
Simultaneously	Horizontal	Fundamental
Peak	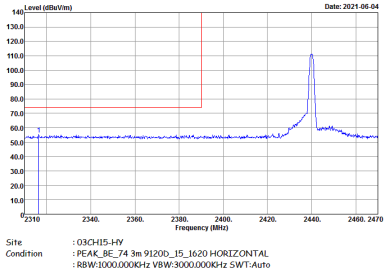	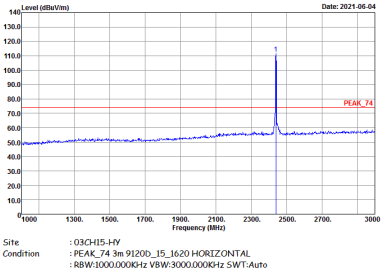
Avg.	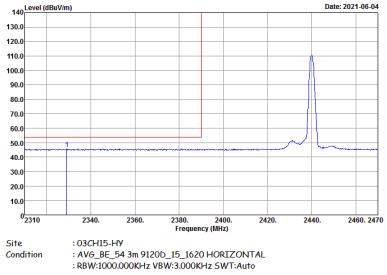	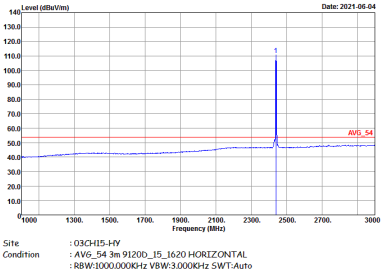

ANT	Mode 8: Ant 1+2 11a Ch36 + Ant 3 BLE(1M) Ch19 - R	
Simultaneously	**Horizontal**	**Fundamental**
Peak	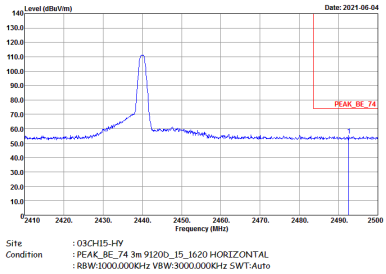	Left Blank
Avg.	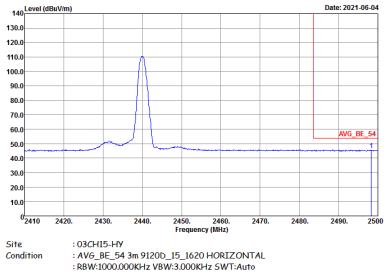	Left Blank

ANT	Mode 8: Ant 1+2 11a Ch36 + Ant 3 BLE(1M) Ch19 - L	
Simultaneously	Vertical	Fundamental
Peak	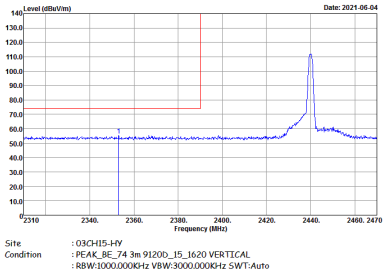	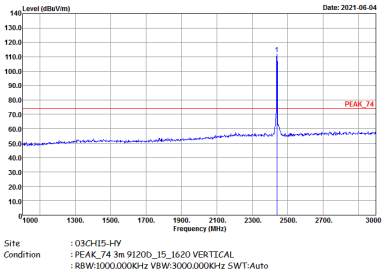
Avg.	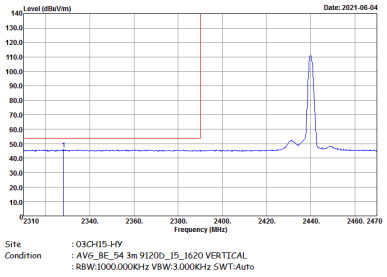	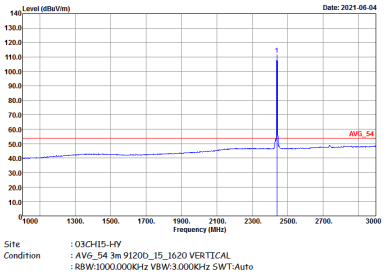

ANT	Mode 8: Ant 1+2 11a Ch36 + Ant 3 BLE(1M) Ch19 - R	
Simultaneously	**Vertical**	**Fundamental**
Peak	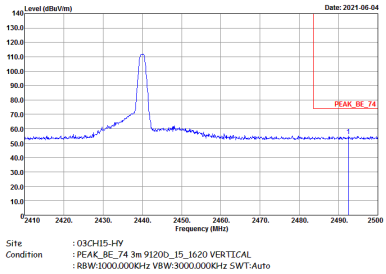	Left Blank
Avg.	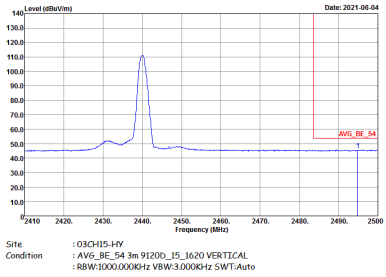	Left Blank

2.4GHz 2400~2483.5MHz, 5GHz 5150~5250MHz (Harmonic @ 3m)

ANT	Mode 8: Ant 1+2 11a Ch36 + Ant 3 BLE(1M) Ch19	
Simultaneously	Horizontal	Vertical
Peak Avg.	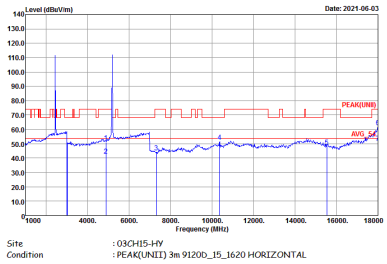	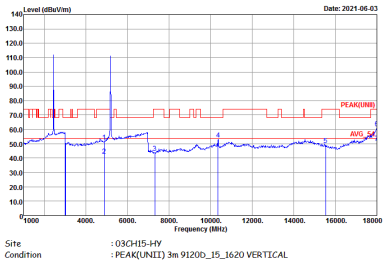

5GHz 5250~5350MHz (Band Edge @ 3m)

ANT	Mode 9: Ant 1+2 11a Ch64 + Ant 3 BLE(1M) Ch19	
Simultaneously	Horizontal	Fundamental
Peak	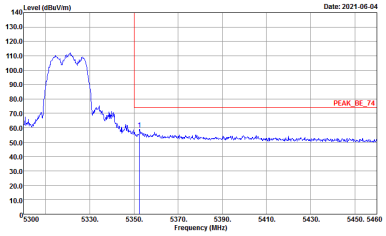	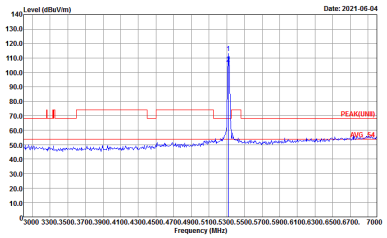
Avg.	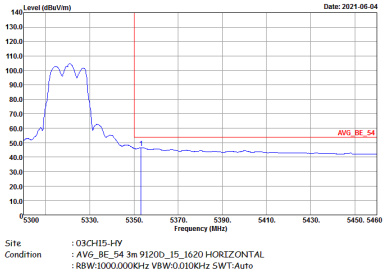	Left Blank

ANT	Mode 9: Ant 1+2 11a Ch64 + Ant 3 BLE(1M) Ch19	
Simultaneously	Vertical	Fundamental
Peak	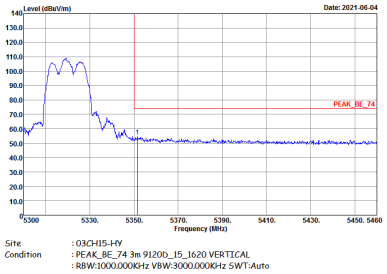	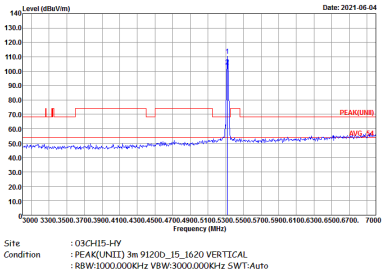
Avg.	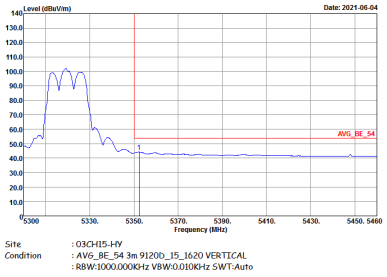	Left Blank

BLE (Band Edge @ 3m)

ANT	Mode 9: Ant 1+2 11a Ch64 + Ant 3 BLE(1M) Ch19 - L	
Simultaneously	Horizontal	Fundamental
Peak	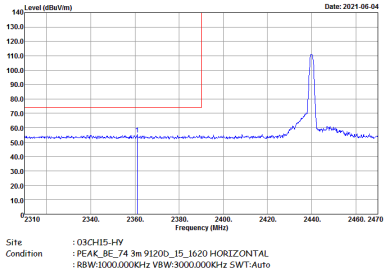	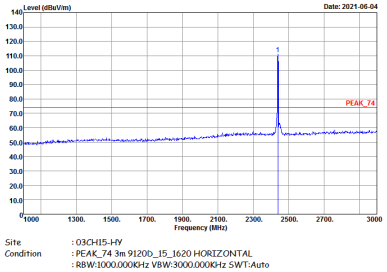
Avg.	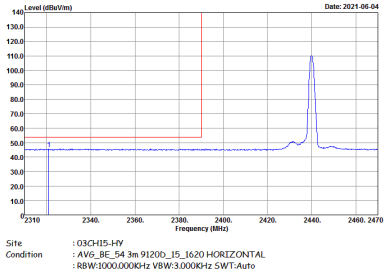	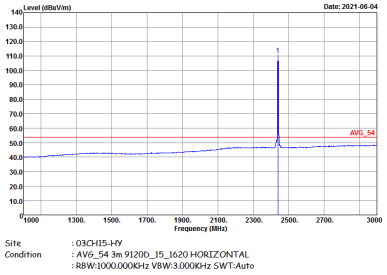

ANT	Mode 9: Ant 1+2 11a Ch64 + Ant 3 BLE(1M) Ch19 - R	
Simultaneously	Horizontal	Fundamental
Peak	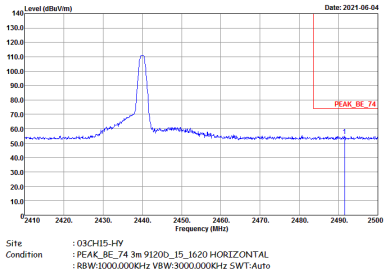	Left Blank
Avg.	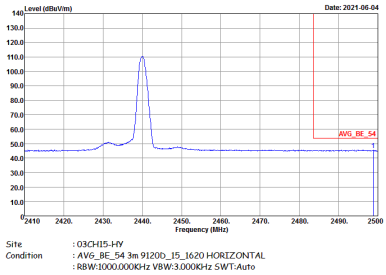	Left Blank

ANT	Mode 9: Ant 1+2 11a Ch64 + Ant 3 BLE(1M) Ch19 - L	
Simultaneously	Vertical	Fundamental
Peak	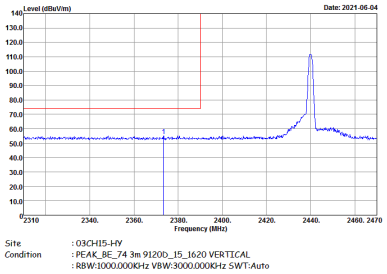	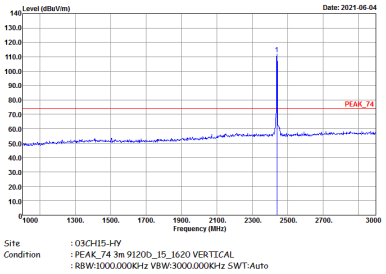
Avg.	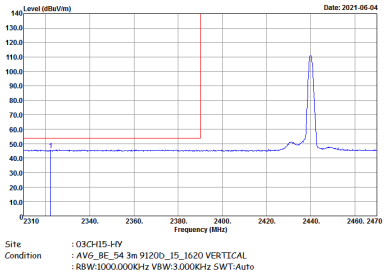	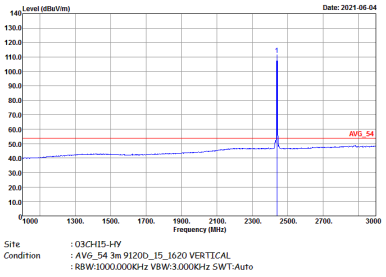

ANT	Mode 9: Ant 1+2 11a Ch64 + Ant 3 BLE(1M) Ch19 - R	
Simultaneously	Vertical	Fundamental
Peak	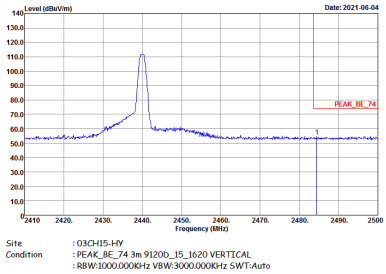	Left Blank
Avg.	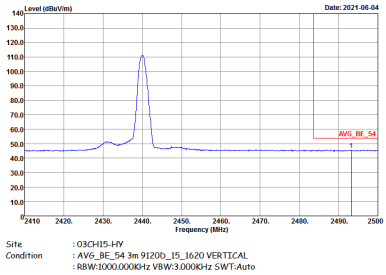	Left Blank

2.4GHz 2400~2483.5MHz, 5GHz 5250~5350MHz (Harmonic @ 3m)

ANT	Mode 9: Ant 1+2 11a Ch64 + Ant 3 BLE(1M) Ch19	
Simultaneously	Horizontal	Vertical
Peak Avg.	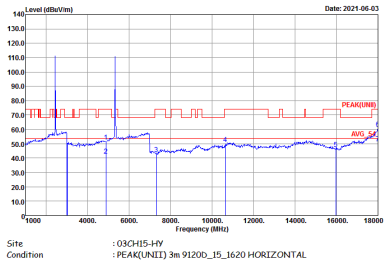	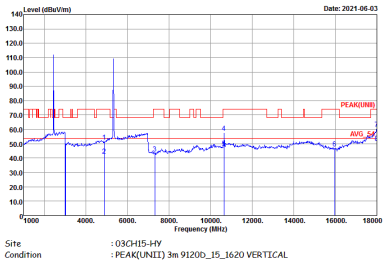

5GHz 5470~5725MHz (Band Edge @ 3m)

ANT	Mode 10: Ant 1+2 11a Ch100 + Ant 3 BLE(1M) Ch19	
Simultaneously	Horizontal	Fundamental
Peak	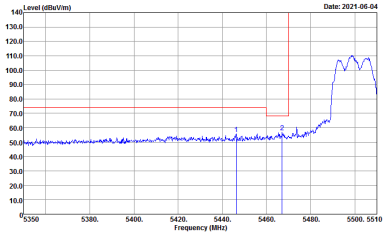 Site : 03CH15-HY Condition : PEAK_BE(UNII)_B3 3m 9120D_I5_1620 HORIZONTAL : RBW:1000.000KHz VBW:3000.000KHz SWT:Auto	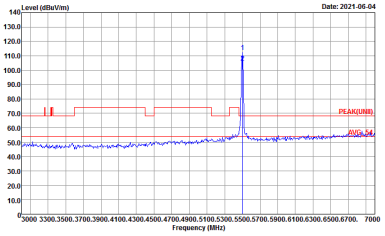 Site : 03CH15-HY Condition : PEAK(UNII) 3m 9120D_I5_1620 HORIZONTAL : RBW:1000.000KHz VBW:3000.000KHz SWT:Auto
Avg.	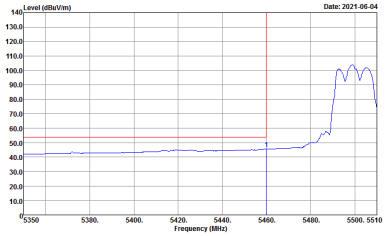 Site : 03CH15-HY Condition : AV6_BE(UNII)_B3 3m 9120D_I5_1620 HORIZONTAL : RBW:1000.000KHz VBW:0.010KHz SWT:Auto	Left Blank

ANT	Mode 10: Ant 1+2 11a Ch100 + Ant 3 BLE(1M) Ch19	
Simultaneously	Vertical	Fundamental
Peak	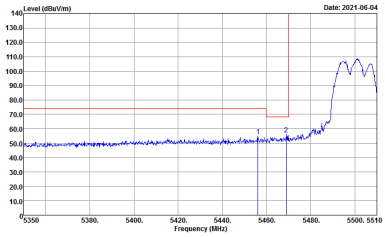 Site : 03CH15-HY Condition : PEAK_BE(UNII)_B3 3m 9120D_I5_1620 VERTICAL : RBW:1000.000KHz VBW:3000.000KHz SWT:Auto	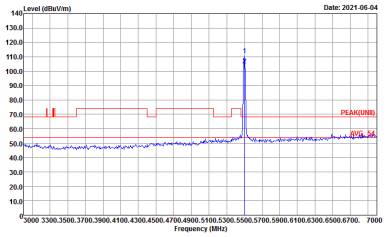 Site : 03CH15-HY Condition : PEAK(UNII) 3m 9120D_I5_1620 VERTICAL : RBW:1000.000KHz VBW:3000.000KHz SWT:Auto
Avg.	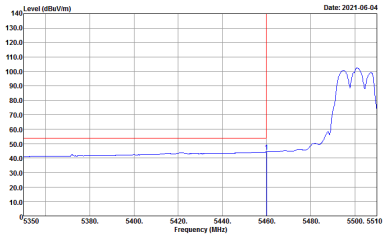 Site : 03CH15-HY Condition : AVG_BE(UNII)_B3 3m 9120D_I5_1620 VERTICAL : RBW:1000.000KHz VBW:0.010KHz SWT:Auto	Left Blank

BLE (Band Edge @ 3m)

ANT	Mode 10: Ant 1+2 11a Ch100 + Ant 3 BLE(1M) Ch19 - L	
Simultaneously	Horizontal	Fundamental
Peak	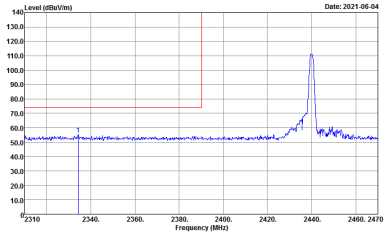	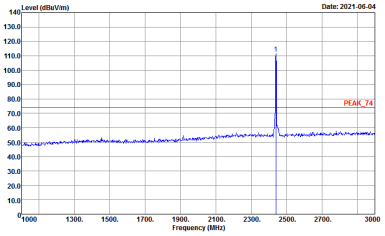
Avg.	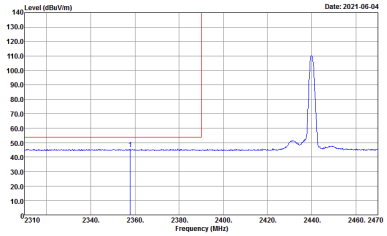	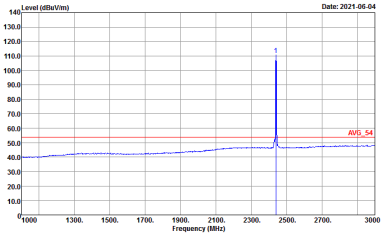

ANT	Mode 10: Ant 1+2 11a Ch100 + Ant 3 BLE(1M) Ch19 - R	
Simultaneously	**Horizontal**	**Fundamental**
Peak	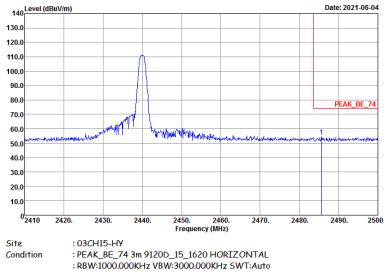	Left Blank
Avg.	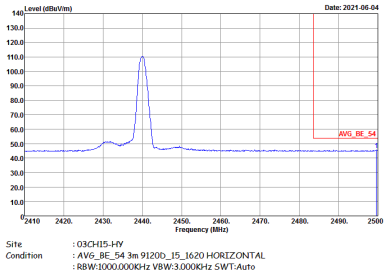	Left Blank

ANT	Mode 10: Ant 1+2 11a Ch100 + Ant 3 BLE(1M) Ch19 - L	
Simultaneously	Vertical	Fundamental
Peak	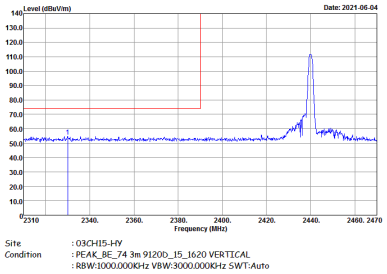	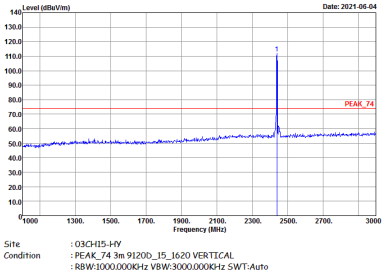
Avg.	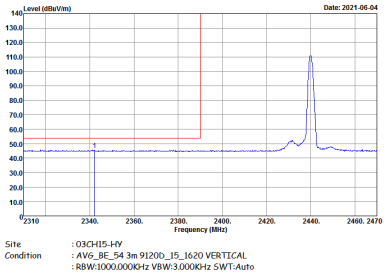	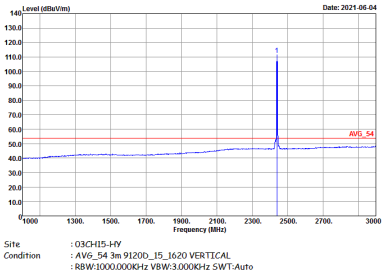

ANT	Mode 10: Ant 1+2 11a Ch100 + Ant 3 BLE(1M) Ch19 - R	
Simultaneously	Vertical	Fundamental
Peak	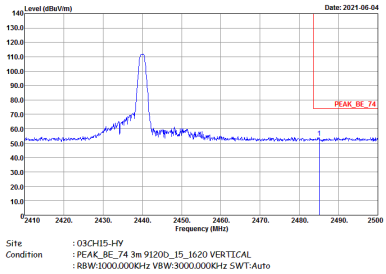	Left Blank
Avg.	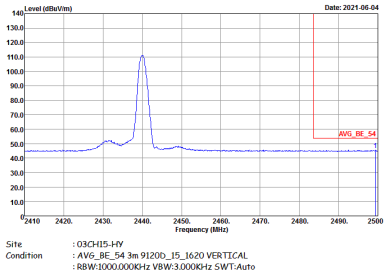	Left Blank

2.4GHz 2400~2483.5MHz, 5GHz 5470~5725MHz (Harmonic @ 3m)

ANT	Mode 10: Ant 1+2 11a Ch100 + Ant 3 BLE(1M) Ch19	
Simultaneously	Horizontal	Vertical
Peak Avg.	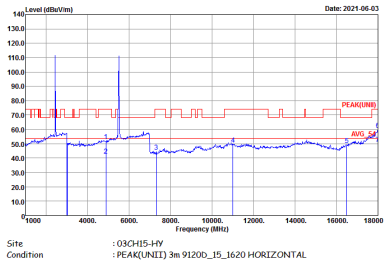	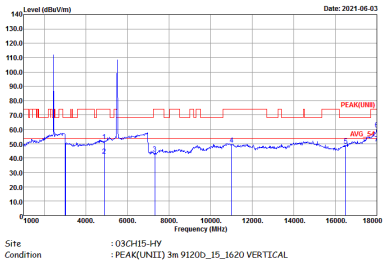

5GHz 5725~5850MHz (Band Edge @ 3m)

ANT	Mode 11: Ant 1+2 11a Ch149 + Ant 3 BLE(1M) Ch00	
Simultaneously	Horizontal	Fundamental
Peak	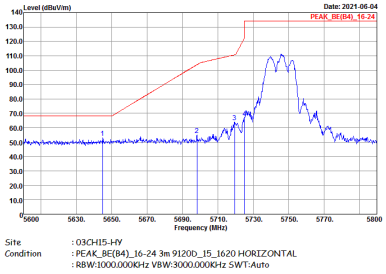	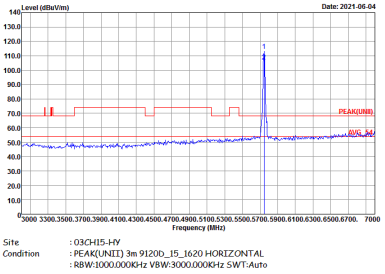

ANT	Mode 11: Ant 1+2 11a Ch149 + Ant 3 BLE(1M) Ch00	
Simultaneously	Vertical	Fundamental
Peak	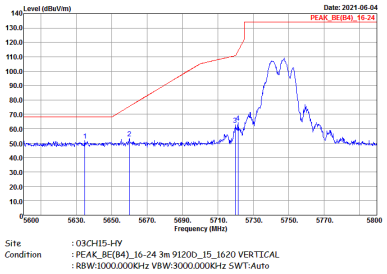	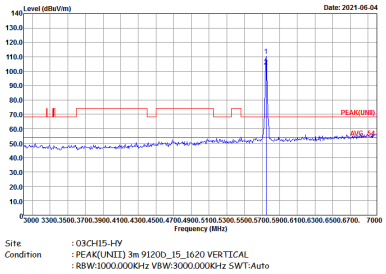

BLE (Band Edge @ 3m)

ANT	Mode 11: Ant 1+2 11a Ch149 + Ant 3 BLE(1M) Ch00	
Simultaneously	Horizontal	Fundamental
Peak	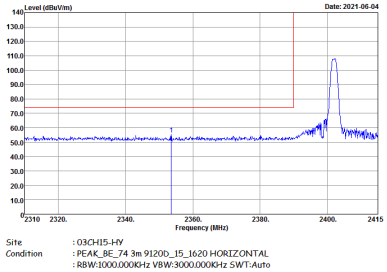	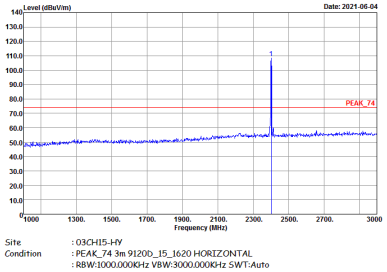
Avg.	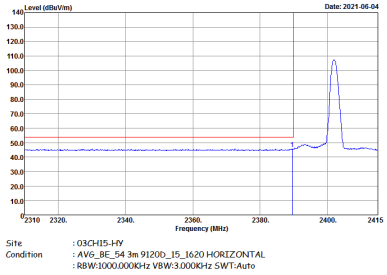	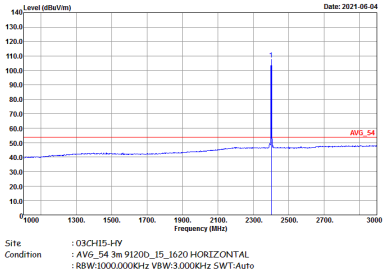

ANT	Mode 11: Ant 1+2 11a Ch149 + Ant 3 BLE(1M) Ch00	
Simultaneously	Vertical	Fundamental
Peak	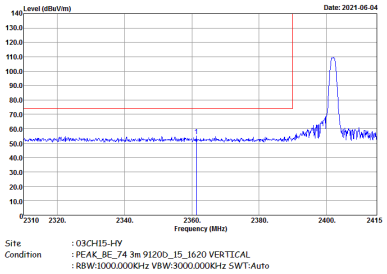	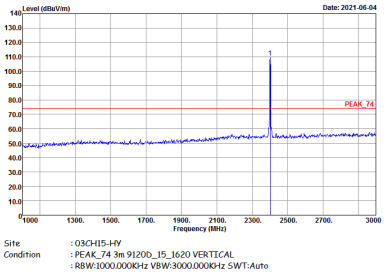
Avg.	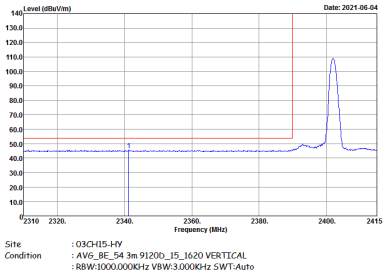	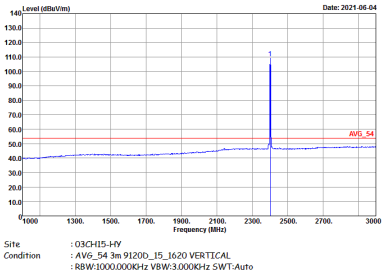

2.4GHz 2400~2483.5MHz, 5GHz 5725~5850MHz (Harmonic @ 3m)

ANT	Mode 11: Ant 1+2 11a Ch149 + Ant 3 BLE(1M) Ch00	
Simultaneously	Horizontal	Vertical
Peak Avg.	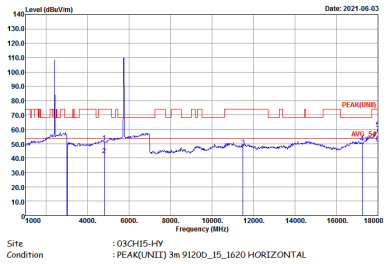	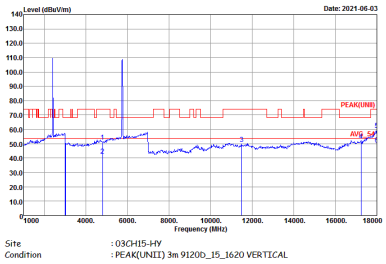

5GHz 5725~5850MHz (Band Edge @ 3m)

ANT	Mode 12: Ant 1+2 11a Ch165 + Ant 3 BLE(1M) Ch37	
Simultaneously	Horizontal	Fundamental
Peak	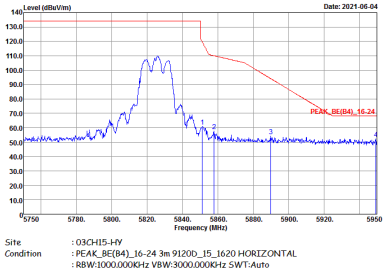	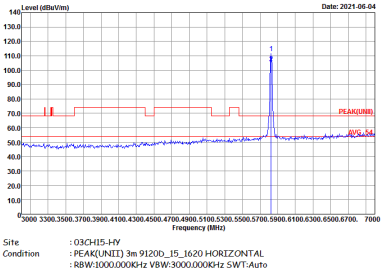

ANT	Mode 12: Ant 1+2 11a Ch165 + Ant 3 BLE(1M) Ch37	
Simultaneously	Vertical	Fundamental
Peak	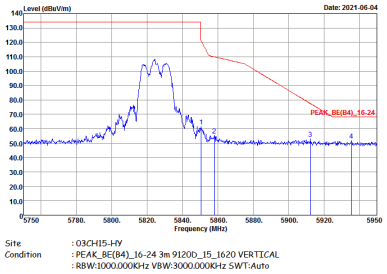	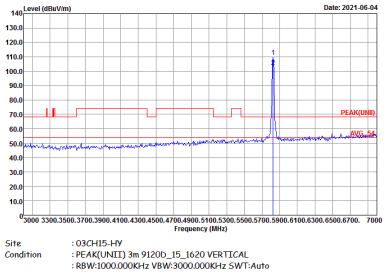

BLE (Band Edge @ 3m)

ANT	Mode 12: Ant 1+2 11a Ch165 + Ant 3 BLE(1M) Ch37	
Simultaneously	Horizontal	Fundamental
Peak	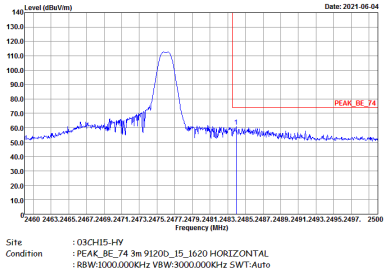	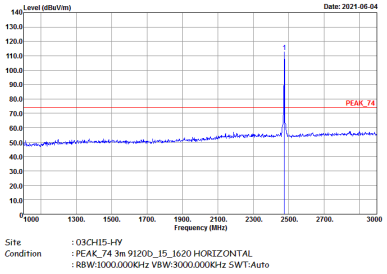
Avg.	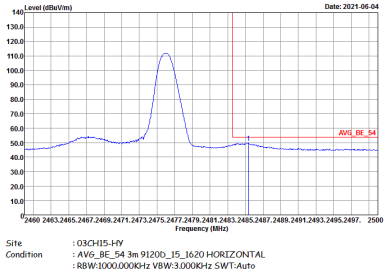	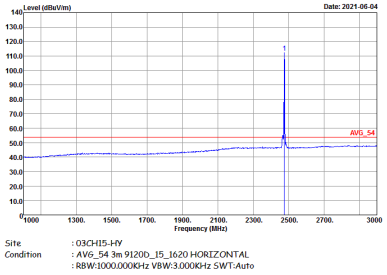

ANT	Mode 12: Ant 1+2 11a Ch165 + Ant 3 BLE(1M) Ch37	
Simultaneously	Vertical	Fundamental
Peak	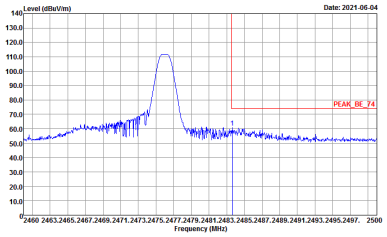 Site : 03CH15-HY Condition : PEAK_BE_74 3m 9120D_I5_1620 VERTICAL : RBW:1000.000KHz VBW:3000.000KHz SWT:Auto	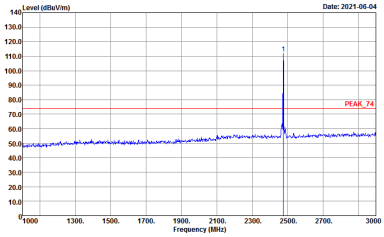 Site : 03CH15-HY Condition : PEAK_74 3m 9120D_I5_1620 VERTICAL : RBW:1000.000KHz VBW:3000.000KHz SWT:Auto
Avg.	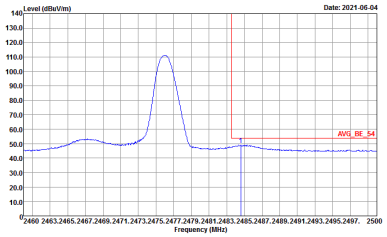 Site : 03CH15-HY Condition : AVG_BE_54 3m 9120D_I5_1620 VERTICAL : RBW:1000.000KHz VBW:3.000KHz SWT:Auto	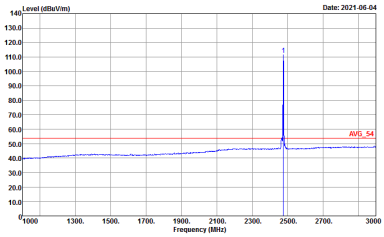 Site : 03CH15-HY Condition : AVG_54 3m 9120D_I5_1620 VERTICAL : RBW:1000.000KHz VBW:3.000KHz SWT:Auto

2.4GHz 2400~2483.5MHz, 5GHz 5725~5850MHz (Harmonic @ 3m)

ANT	Mode 12: Ant 1+2 11a Ch165 + Ant 3 BLE(1M) Ch37	
Simultaneously	Horizontal	Vertical
Peak Avg.	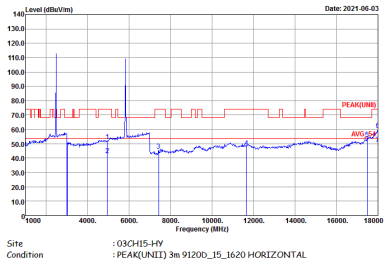	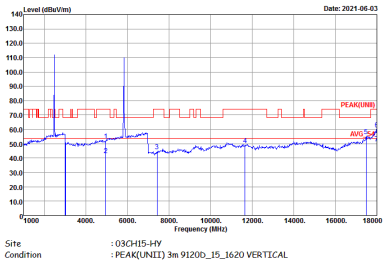

Emission above 18GHz

2.4GHz 2400~2483.5MHz (SHF)

ANT	Mode 6: Ant 1+2 11b Ch11 + Ant 3 BLE(1M) Ch11	
Simultaneously	Horizontal	Vertical
Peak Avg.	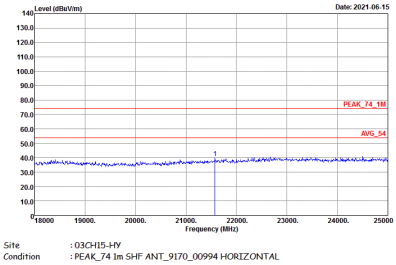	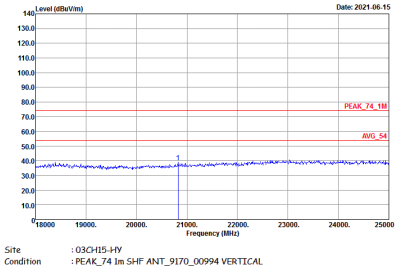

Emission below 1GHz

2.4GHz 2400~2483.5MHz (LF)

ANT	Mode 6: Ant 1+2 11b Ch11 + Ant 3 BLE(1M) Ch11	
Simultaneously	Horizontal	Vertical
QP / Peak	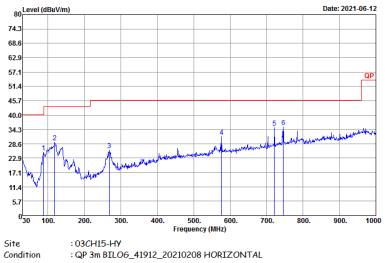	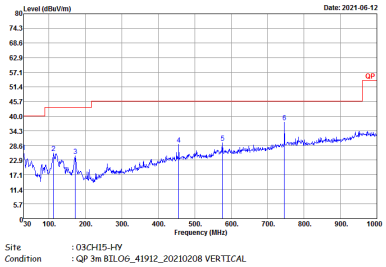

Appendix C. Duty Cycle Plots

Antenna	Band	Duty Cycle(%)	T(us)	1/T(kHz)	VBW Setting
3	Bluetooth - LE for 1Mbps	61.06	381	2.62	3kHz
1+2	2.4GHz 802.11b	99.29	-	-	10Hz
1+2	2.4GHz 802.11n HT20	100.00	-	-	10Hz
1+2	5GHz 802.11a	100.00	-	-	10Hz

<Ant. 3>

Bluetooth – LE for 1Mbps

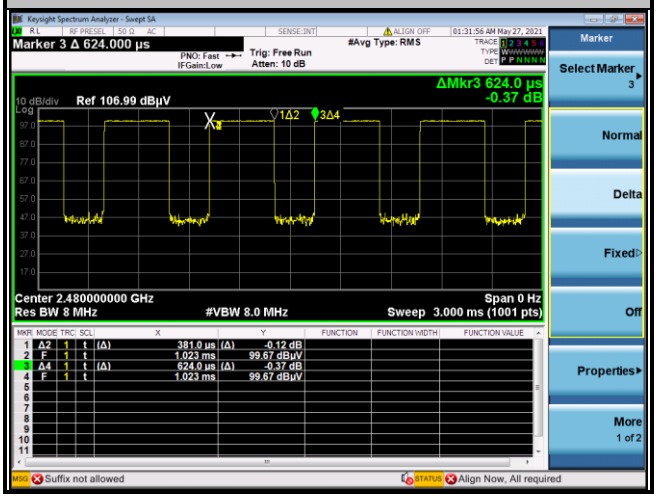

MIMO <Ant. 1+2>

802.11b

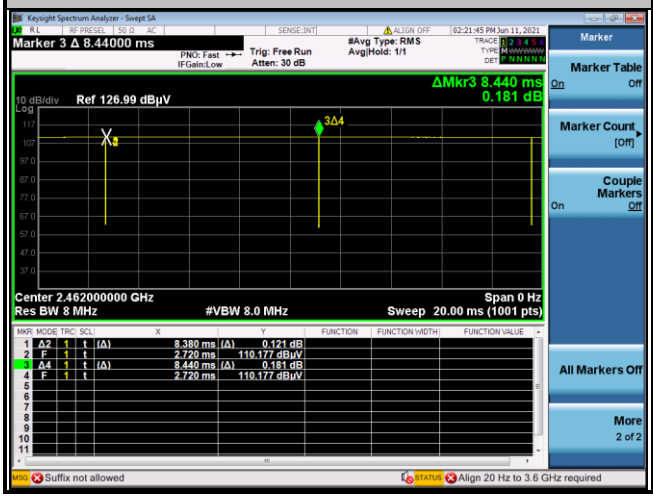

802.11n HT20

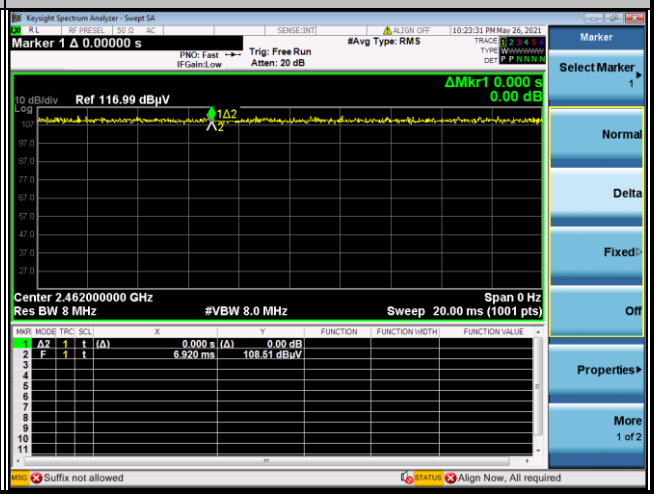

802.11a

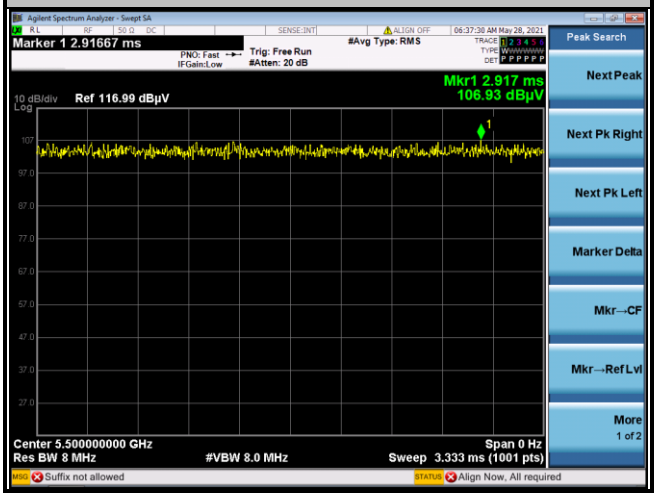

———THE END———