SPECIFICATIONS FOR APPROVAL

Customer Name: Shenzhen Creality 3D Technology Co.,LTD

Product Name: WIFI Antenna

Product Model:

Part Number: LJF02-24021808-R0A

Write By : Huxuwen

Issued Date: 2024-02-18

CUSTOMER

ENGINEER R&D DEPT	BUSSINESS DEPT	APPROVAL

LEJIN

R&D DEPT	ENGINEER DEPT	APPROVAL

REV	MODIFIED DESCRIPTION	DATE	REMARK
V1.0	Initial Draft Release	2024/02/18	
V1.1	Support WIFI 5G data	2024/05/11	

Lejin radio frequency Proprietary & Confidential © 2017 Lejin radio frequency Corporation. All rights reserved.
Add：Rm 301B,A4 Bld,Junfeng Innovation Park,Fuyong, Baoan Dist,Shenzhen. Tel:0755-27780515 Email:phxcler@szljrf.com

Index

1. **Cover • 1**

2. **Index • 2**

3. **Product Specification • 3**

4. **Test Equipment & Conditions • 3**

5. **Test Report •** 4

6. **Reliability Test • 5**

7. **Assemble type • 6**

8. **Product Drawing • 8**

Lejin radio frequency Proprietary & Confidential © 2017 Lejin radio frequency Corporation. All rights reserved.
Add：Rm 301B,A4 Bld,Junfeng Innovation Park,Fuyong, Baoan Dist,Shenzhen.   Tel:0755-27780515   Email:phxcler@szljrf.com

3.Product Specification

A. Electrical Characteristics	
Frequency	2400MHz ~2500 MHz 5150MHz ~5850 MHz
VSWR	<2.0
Efficiency	>40%
Impedance	50Ohm
Polarization	Linear
Gain	2.4**G**:1.96dBi 5**G**:4.55dBi
B. Material & Mechanical Characteristics	
Material of Radiator	FPC(Black),LJWF29A
Cable Type	Φ1.13mm,L300mm,gray
Connector Type	IPX1
Dimension	43.0*11.5mm
C. Environmental	
Operation Temperature	- 30 ˚C ~ + 80 ˚C
Storage Temperature	- 30 ˚C ~ + 85 ˚C
Humidity	40%~95%

4.Test Equipment & Conditions

1.Network Analyzers Agilent 8753D/5071C

2.HSPA and LTE protocol test set R&S CMW500 -PT

3.Communications Test Set Agilent 8960

4.3D Chamber Test System

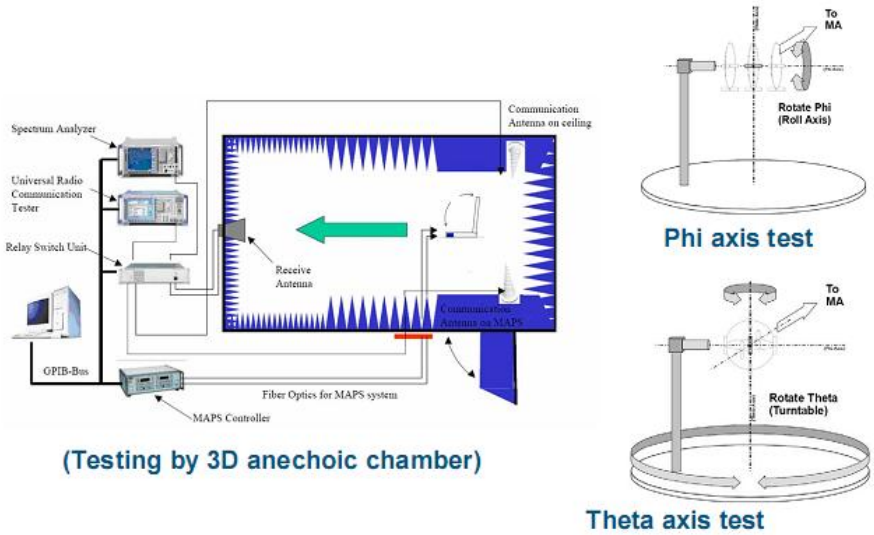

图 1 Test topology

Lejin radio frequency Proprietary & Confidential © 2017 Lejin radio frequency Corporation. All rights reserved.
Add：Rm 301B,A4 Bld,Junfeng Innovation Park,Fuyong, Baoan Dist,Shenzhen. Tel:0755-27780515 Email:phxcler@szljrf.com

5.Test Report

5.1 Voltage Standing Wave Ratio(VSWR).

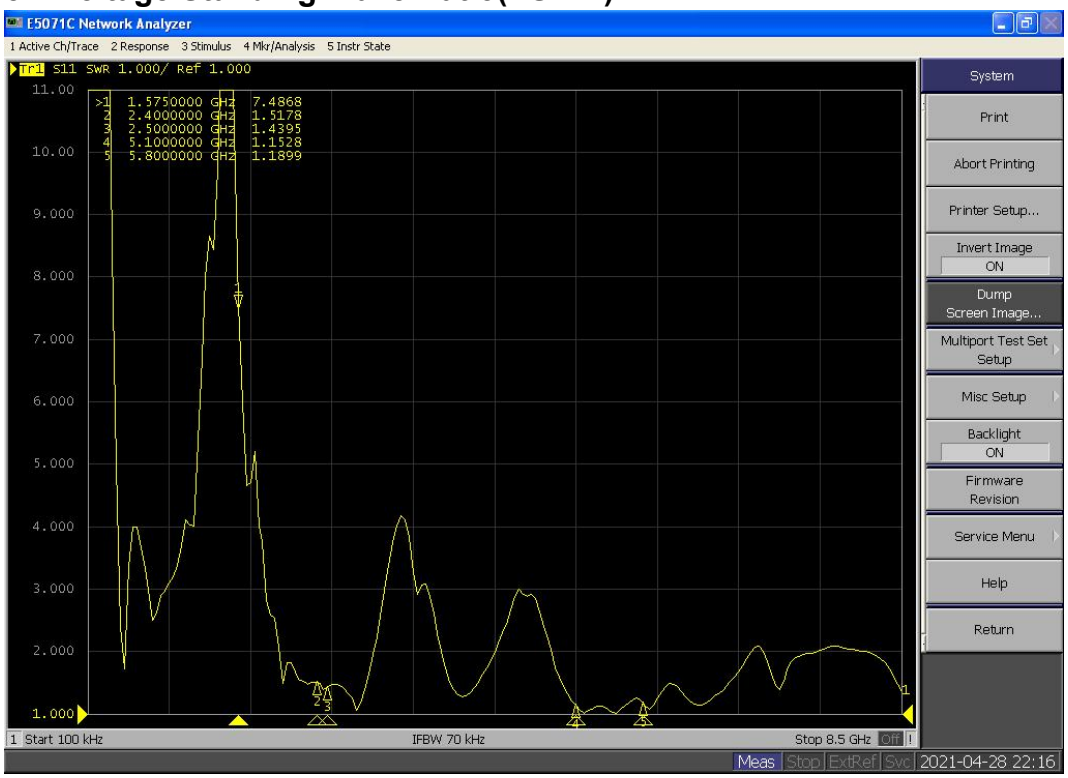

图 2 VSWR

5.2 Efficient and gain(estimating conducted by Lejin in Jan,2021,using 3D drawing document that provided by Creality.)

Passive Test For WIFI 2.4G	Freq(MHz)	2400	2410	2420	2430	2440	2450	2460	2470	2480	2490	2500
	Effi(%)	58.62	51.84	56.47	55.07	54.54	53.06	51.80	52.38	53.21	52.77	50.64
	Gain(dBi)	1.96	1.87	1.74	1.67	1.94	1.40	1.72	1.89	1.90	1.37	0.96

Passive Test WIFI 5G	Freq(MHz)	5150	5200	5250	5300	5350	5400	5450	5500	5550	5600	5650	5700	5750	5800	5850
	Effi(%)	53.64	53.19	50.30	52.06	54.00	51.62	51.36	53.09	52.82	51.62	51.30	51.70	52.90	52.86	50.46
	Gain(dBi)	4.09	3.75	3.52	3.85	3.95	3.18	3.75	3.82	3.83	3.62	3.55	3.90	4.09	4.55	4.46

5.3 Radiation pattern.

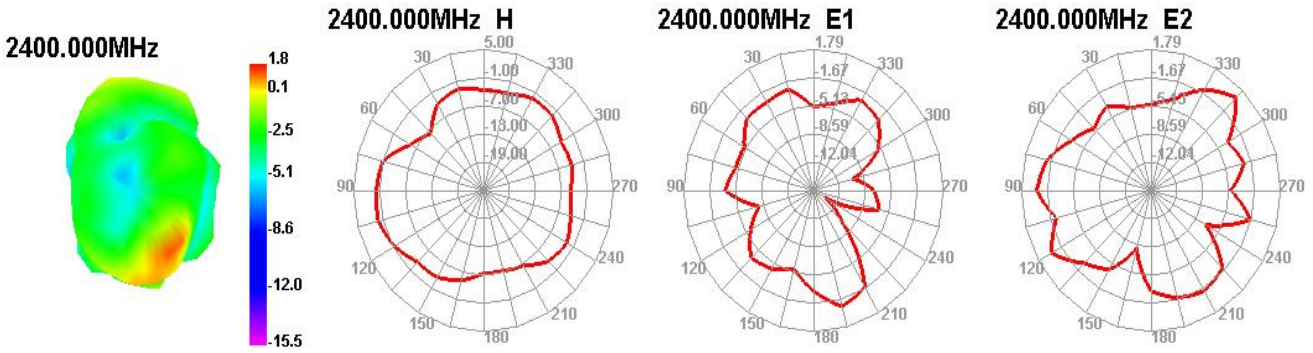

Lejin radio frequency Proprietary & Confidential © 2017 Lejin radio frequency Corporation. All rights reserved.
Add：Rm 301B,A4 Bld,Junfeng Innovation Park,Fuyong, Baoan Dist,Shenzhen. Tel:0755-27780515 Email:phxcler@szljrf.com

2450.000MHz

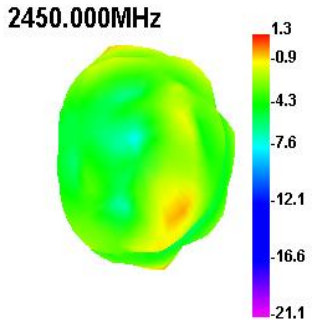

2450.000MHz H

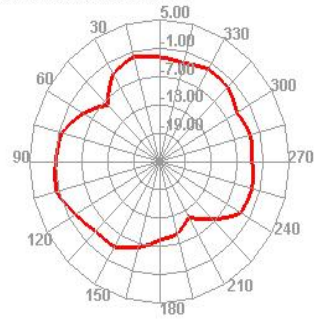

2450.000MHz E1

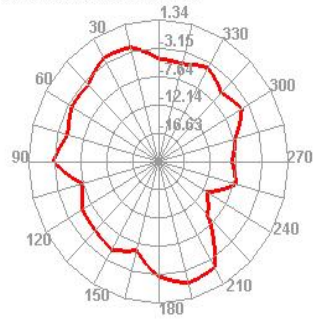

2450.000MHz E2

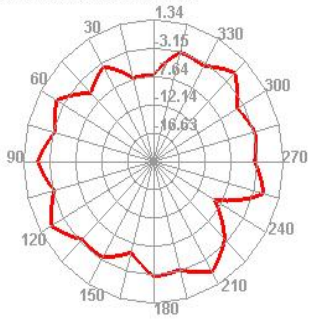

2500.000MHz

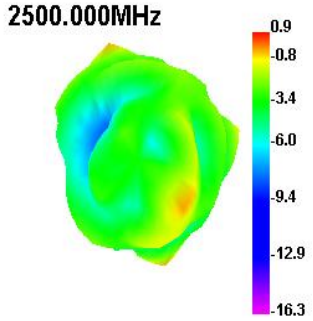

2500.000MHz H

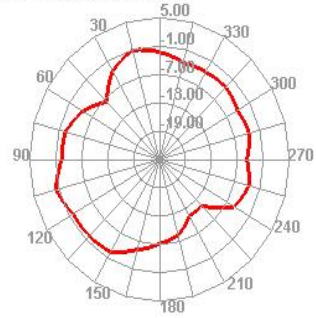

2500.000MHz E1

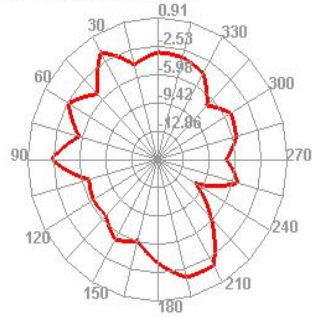

2500.000MHz E2

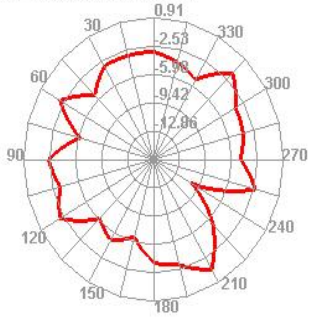

5150.000MHz

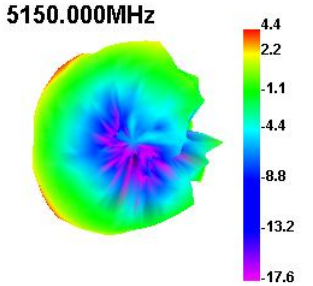

5150.000MHz H

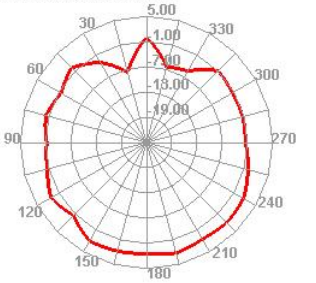

5150.000MHz E1

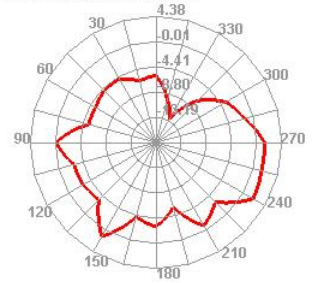

5150.000MHz E2

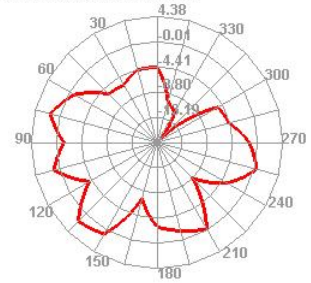

5550.000MHz

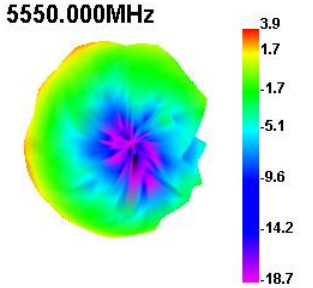

5550.000MHz H

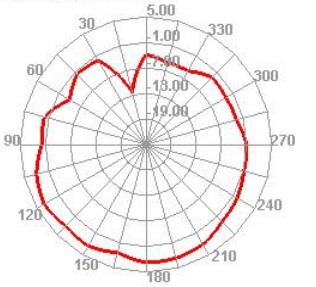

5550.000MHz E1

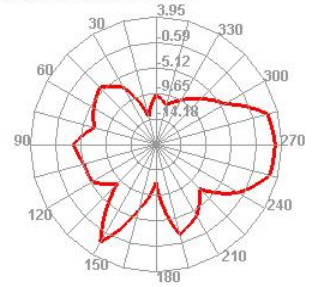

5550.000MHz E2

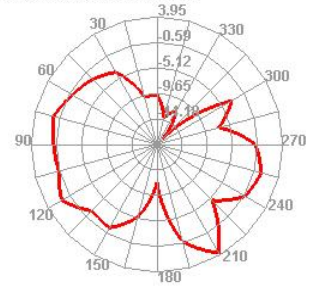

6000.000MHz

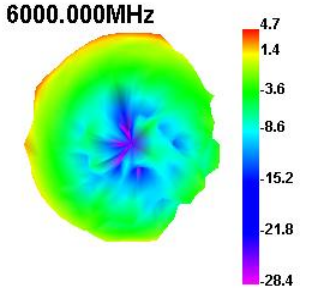

6000.000MHz H

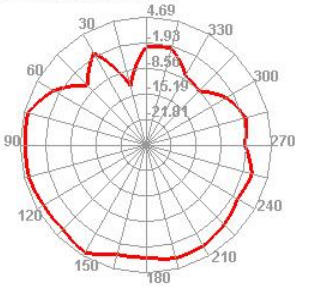

6000.000MHz E1

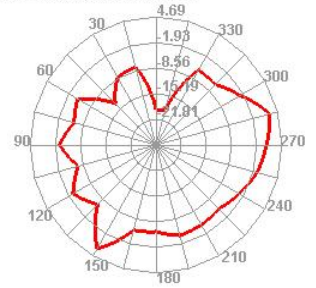

6000.000MHz E2

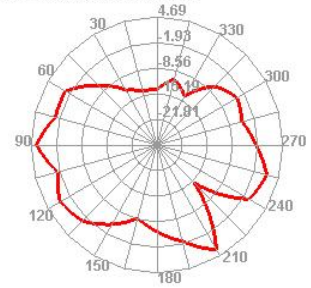

Lejin radio frequency Proprietary & Confidential © 2017 Lejin radio frequency Corporation. All rights reserved.
Add：Rm 301B,A4 Bld,Junfeng Innovation Park,Fuyong, Baoan Dist,Shenzhen. Tel:0755-27780515 Email:phxcler@szljrf.com

6.Reliability Test

Test Item		Test condition	Equipment	Specification	Result
1	Low Temp. Storage Test	Temperature: -30℃， Time:48hrs Test condition: Placing antenna in a Low/High Temperature Chamber, keep the temp is 25 ℃ and humidity is 65% for one hour, then step-down the temp. to -30℃ in one hour, store antenna for44 hours; step-up temp to 25℃,test antenna after 2 hours.	Temp.&Humi. Tester	No material deformation is allowed. Electronic Performance is ok .	PASS
2	High Temp./High Humid Storage Test	Temperature: 85℃ Humidity: 85% RH Time:48hrs Test condition: Placing antenna in a Low/High Temperature Chamber, keep the temp is 25 ℃ and humidity is 65% for one hour, then step-up the temp. to 80℃ and the humidity up to 85% in one hour, store antenna for 44 hours; step-down tempto 25 ℃ ,test antenna after 2 hours.	Temp.&Humi. Tester	No material deformation is allowed. Electronic Performance is ok .	PASS
3	Salt-Spray 6 pray Test	Placing antenna in the Salt-Spray Tester ,set the test condition ， Temp: 35±2℃ Humidity: 85% NaCl salt spray :5±1%.PH value :6.5~7.2 Testtime:24hours	Salt-Spray Tester	No color change No appear rusting	PASS

7.Assemble type(omitted)

8.Product Drawing

Lejin radio frequency Proprietary & Confidential © 2017 Lejin radio frequency Corporation. All rights reserved.
Add：Rm 301B,A4 Bld,Junfeng Innovation Park,Fuyong, Baoan Dist,Shenzhen. Tel:0755-27780515 Email:phxcler@szljrf.com

RoHS
Compliant
G P

背胶手撕位

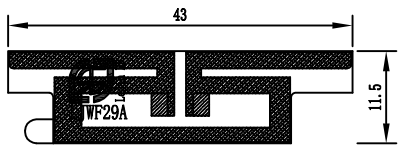

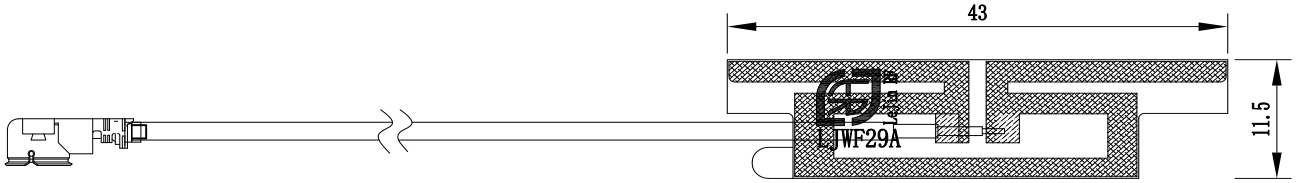

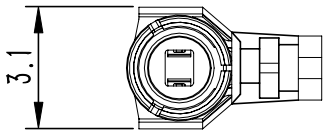

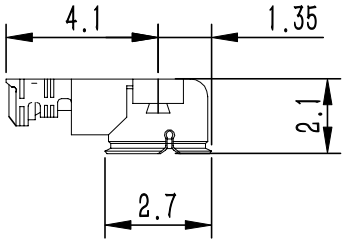

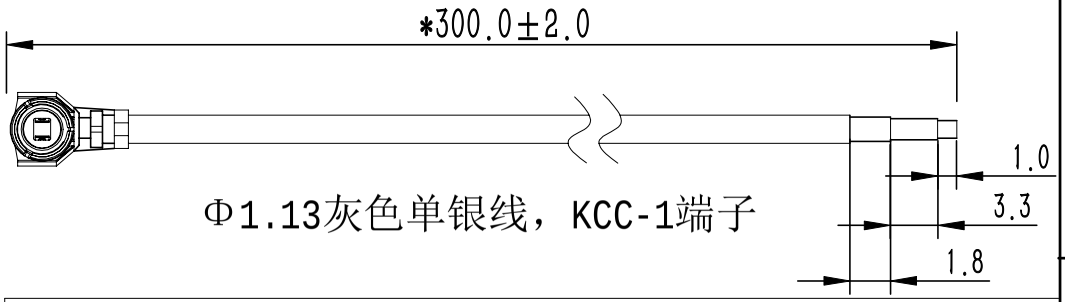

Φ1.13灰色单银线，KCC-1端子

Remark:
1.FPC material:Electrolytic copper.
2.Backing in behind:3M300LSE.
3.Tolerance：Cuting die:±0.1mm;Circuit on FPC:±0.05mm；others are ±0.05mm.
4.ROHS:(Pb,Hg,Cr+6,PBBs,PBDEs),<1000ppm; Cd,<100ppm.

Rev	Description	Date	Remark
A	New drawing		

SHEN ZHEN LEJIN RADIO FREQUENCY CO.,LTD

Third Angle				Project	Creality 3D	Date	2018-08-09
0～10	±0.05	○	0.02	Part Name	2.4G ANT	Designed by	
10～18	±0.10	◎	∅0.03	Part No.		Checked by	MD
18～30	±0.12	⊥	0.02	Material			RF
30～40	±0.15	▱	0.04	Treatment	LJF02-24021808-R0A	Approved by	
40～	±0.20	Angle	±0.5°			Unit mm	Scale FIT Rev A
Location							