USER MANUAL

Wireless Helmet Headphones

BT02

THANKS FOR CHOOSING OUTDOORMASTER WIRELESS SKI HEADPHONE

The OM BT02 is a Wireless headset designed to provide over 15 hours of audio emission, flexibility with syncing of personal devices, as well as fitment compatibility with vast majority of ski & snowboard helmets on the market. Thoroughly designed to make trips on the mountain feel closer at home without feeling disconnected from the world.

Our in-house developed micro-chips are enclosed in a custom fabricated Wireless headphone that fits snugly inside your protective helmet. The expected power life for the battery is roughly 15 hours, based on conditions as well as operations selected. This allows you to get to jamming without missing anytime from the pow to answer missed calls, and even adjust music playlists. The built-in microphone allows you make calls so you can lock in that après reservation, without having to delay the shredding session. Get connected with your friends, don’t let your activities get in the way.

PACKING LIST ／ 01

USER INSTRUCTION ／ 02-04

DETAILS ／ 05-07

FEATURES ／ 08

01 PACKING LIST

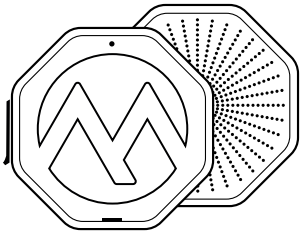

TWS Headphones

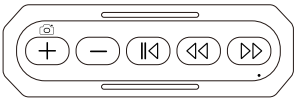

Wireless Remote Controller

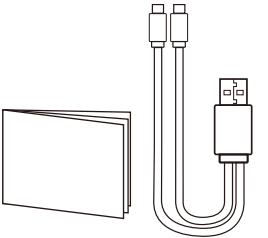

Type-C Cable
User Manual

USER INSTRUCTION 02

按住该按钮3秒钟
直到你听到“开机，准备配对”，
连接设备，
在配对列表中找到“OM BT02”，并选择，
“配对”

❶ Press and hold the button for 3 seconds until you heard “Power on, ready to pair”, Now utilizing your desired connected device, please find, **“OM BT02”** in pairing list and select,

“Pairing” to commence enjoy the harmonizing audio experience by “OutdoorMaster”.

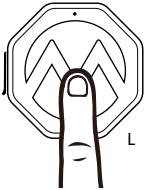

开机
长按三秒

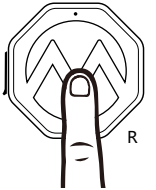

STEP 01

POWER ON THE LEFT
(long press 3 seconds)

STEP 02

POWER ON THE RIGHT
(long press 3 seconds)

---

❷ Press the button for 3 seconds till you heard “Power off” to turn off the headphone.

按住按钮三秒，直到听到“关机”，关闭耳机。

Please see more details below for more Instructions:

按键 功能

BUTTONS

FUNCTIONS

1. Pairing 配对
2. Play/Pause 播放/暂停
3. Answer Incoming Call/Hang Up Ongoing Call 接电话/挂电话
4. Hang Up Incoming Call 拒接电话
5. Activate Voice Assistant 启动语音助手
6. Power Off 关机

PLAY CONTROL	VOICE INDICATIONS
Pressing and holding it for 3 secs	Power on, ready to pair
Click	/
Click	/
Pressing and holding it for 3 secs	/
Double-click Twice	/
Pressing and holding it for 3 secs	Power off

05 DETAILS

"OM BT02" comes with an advance updated version of Wireless V5.0, which is an encrypted strong and stable communication interface to prevent poor connection complications from both terminals, as well as avert audio interference. The CSR chip delivers low power consumption and superior audio quality. An absolute game-changer for those looking to retain inner connectiveness, while being mountains away!

We understand how it is to want to feel isolated in the mountains, but at the same time connected with your family, friends, as well as beloved music. Finding a perfect middle ground between peace, clarity, and chaos is what the Wireless aims at providing! Be in control your trip without having the worries of feeling entirely on your own. Join the voice of reason, as we are sure it will make your trip much more revitalizing.

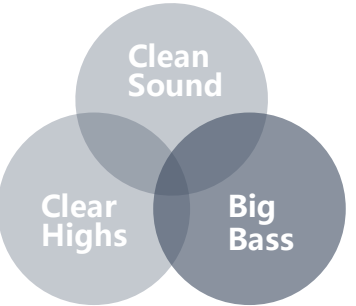

Our, “OM BT02” comes standardly equipped with optimally tuned 40mm drivers to create an incredible euphonious resonation in such a small compartment! Don’t miss your chance to listen to, “1000 miles”, by Vanessa Carlton while having the most epic ride session of your life – we won’t judge!

07 Snow Helmet Compatibility

Bern

Smith

Giro

Bolle

OutdoorMaster

K2

Pro-Tec

Anon

Sweet Protection

……

FEATURES

- 40mm drivers deliver Hi-Fi sound to your lid wirelessly.
- Rechargeable lithium-ion battery
- Built-in microphone for calls.
- Rugged, minimal design fits into virtually any helmet
- IP45 sweat-resistant
- Tested to work perfectly at -20°C/-4° F
- PLAY TIME: 15 hours wireless on battery;(Indoor Temperature，60% Volume)
- WIRELESS RANGE: 32 feet
- INCLUDES: USB Charging Cable, EVA Carry case, User Manual

SUPPORT ✉

/

If you have any questions, contact us at

Care@outdoormaster.com

This device complies with part 15 of the FCC Rules. Operation is subject to the following two conditions: (1) this device may not cause harmful interference, and (2) this device must accept any interference received, including interference that may cause undesired operation.
Any changes or modifications not expressly approved by the party responsible for compliance could void the user's authority to operate the equipment.
NOTE: This equipment has been tested and found to comply with the limits for a Class B digital device, pursuant to Part 15 of the FCC Rules. These limits are designed to provide reasonable protection against harmful interference in a residential installation. This equipment generates, uses and can radiate radio frequency energy and, if not installed and used in accordance with the instructions, may cause harmful interference to radio communications. However, there is no guarantee that interference will not occur in a particular installation.
If this equipment does cause harmful interference to radio or television reception,
which can be determined by turning the equipment off and on, the user is encouraged to try to correct the interference by one or more of the following measures:
-- Reorient or relocate the receiving antenna.
-- Increase the separation between the equipment and receiver.
-- Connect the equipment into an outlet on a circuit different
from that to which the receiver is connected.
-- Consult the dealer or an experienced radio/TV technician for help.
The device has been evaluated to meet general RF exposure requirement. The device can be used in portable exposure condition without restriction

OUTDOOR MASTER

WWW.OUTDOORMASTER.COM