EUT	AX11000 Tri-Band Wi-Fi 6 Gaming Router	Date of Test	2021-05-28
Factor	BBHA 9120D (1GHz~18GHz)	Temp. / Humidity	23.5°C/37%
Polarity	Horizontal	Site / Test Engineer	AC1 / Jay
Test Mode	Transmit by 802.11ac-VHT80 at Channel 5530MHz	Test Voltage	AC 120V/60Hz

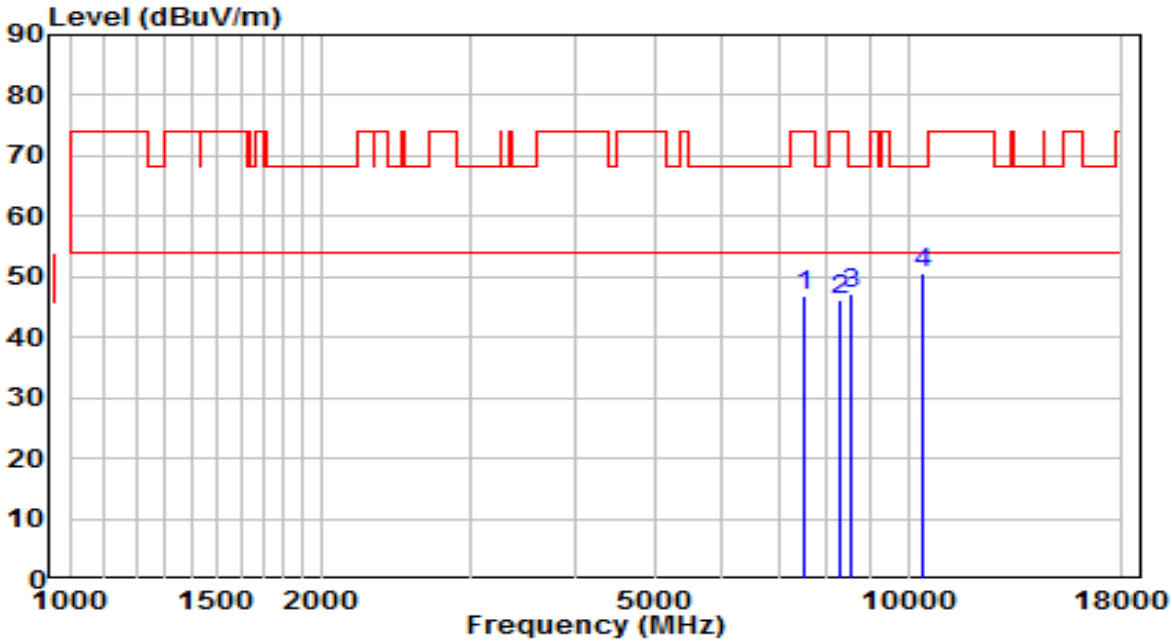

No		Frequency (MHz)	Reading (dBuV)	C.F (dB)	Measurement (dBuV/m)	Margin (dB)	Limit (dBuV/m)	Remark (QP/PK/AV)
1		7536.500	35.21	11.77	46.99	-27.01	74.00	Peak
2		8276.000	33.76	12.49	46.25	-27.75	74.00	Peak
3		8556.500	34.56	12.59	47.15	-21.05	68.20	Peak
4	*	10392.500	33.96	16.70	50.66	-17.54	68.20	Peak

Note:

1. " *", means this data is the worst emission level.
2. C.F (Correction Factor) = Antenna Factor (dB)+ Cable Loss (dB)– Preamplifier(dB).
3. Measurement(dBuV/m) = Reading(dBuV) + C.F (Correction Factor).
4.The emission levels of other frequencies are very lower than the limit and not show in test report.

EUT	AX11000 Tri-Band Wi-Fi 6 Gaming Router	Date of Test	2021-05-28
Factor	BBHA 9120D (1GHz~18GHz)	Temp. / Humidity	23.5°C/37%
Polarity	Vertical	Site / Test Engineer	AC1 / Jay
Test Mode	Transmit by 802.11ac-VHT80 at Channel 5530MHz	Test Voltage	AC 120V/60Hz

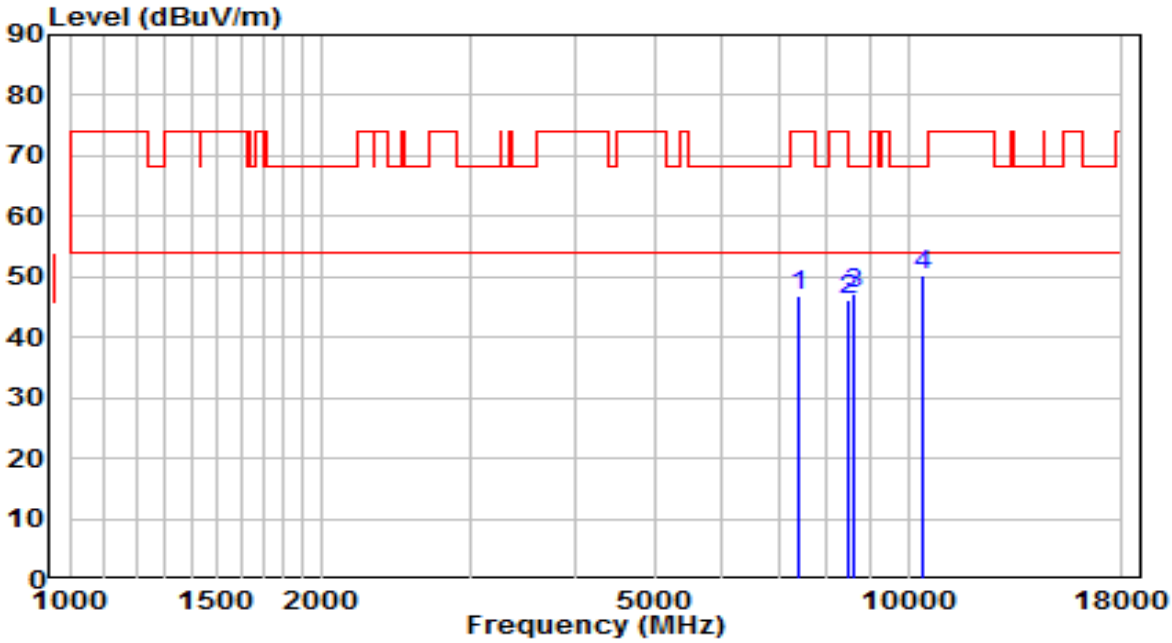

No		Frequency (MHz)	Reading (dBuV)	C.F (dB)	Measurement (dBuV/m)	Margin (dB)	Limit (dBuV/m)	Remark (QP/PK/AV)
1		7417.500	35.27	11.48	46.75	-27.25	74.00	Peak
2		8463.000	33.80	12.46	46.26	-27.74	74.00	Peak
3		8590.500	34.54	12.68	47.22	-20.98	68.20	Peak
4	*	10375.500	33.50	16.64	50.15	-18.05	68.20	Peak

Note:

1. " *", means this data is the worst emission level.
2. C.F (Correction Factor) = Antenna Factor (dB)+ Cable Loss (dB)– Preamplifier(dB).
3. Measurement(dBuV/m) = Reading(dBuV) + C.F (Correction Factor).
4.The emission levels of other frequencies are very lower than the limit and not show in test report.

EUT	AX11000 Tri-Band Wi-Fi 6 Gaming Router	Date of Test	2021-05-28
Factor	BBHA 9120D (1GHz~18GHz)	Temp. / Humidity	23.5°C/37%
Polarity	Horizontal	Site / Test Engineer	AC1 / Jay
Test Mode	Transmit by 802.11ac-VHT80 at Channel 5610MHz	Test Voltage	AC 120V/60Hz

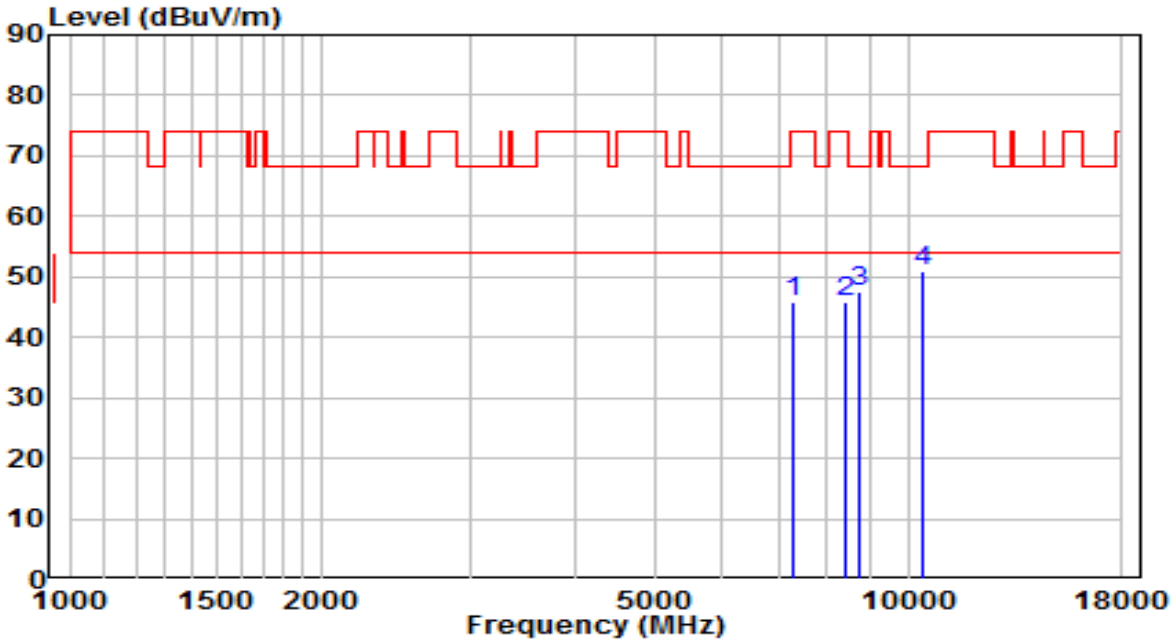

No		Frequency (MHz)	Reading (dBuV)	C.F (dB)	Measurement (dBuV/m)	Margin (dB)	Limit (dBuV/m)	Remark (QP/PK/AV)
1		7315.500	34.70	11.19	45.89	-28.11	74.00	Peak
2		8395.000	33.54	12.47	46.01	-27.99	74.00	Peak
3		8769.000	34.59	13.11	47.70	-20.50	68.20	Peak
4	*	10409.500	34.07	16.76	50.83	-17.37	68.20	Peak

Note:

1. " *", means this data is the worst emission level.
2. C.F (Correction Factor) = Antenna Factor (dB)+ Cable Loss (dB)– Preamplifier(dB).
3. Measurement(dBuV/m) = Reading(dBuV) + C.F (Correction Factor).
4.The emission levels of other frequencies are very lower than the limit and not show in test report.

EUT	AX11000 Tri-Band Wi-Fi 6 Gaming Router	Date of Test	2021-05-28
Factor	BBHA 9120D (1GHz~18GHz)	Temp. / Humidity	23.5°C/37%
Polarity	Vertical	Site / Test Engineer	AC1 / Jay
Test Mode	Transmit by 802.11ac-VHT80 at Channel 5610MHz	Test Voltage	AC 120V/60Hz

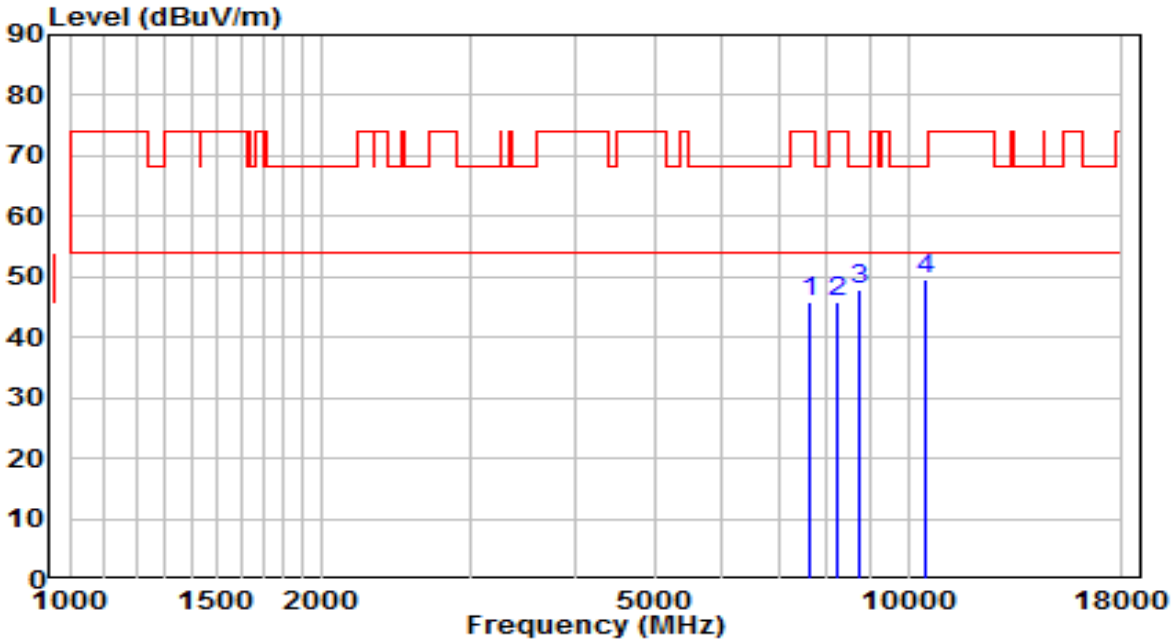

No		Frequency (MHz)	Reading (dBuV)	C.F (dB)	Measurement (dBuV/m)	Margin (dB)	Limit (dBuV/m)	Remark (QP/PK/AV)
1		7621.500	33.92	11.91	45.83	-28.17	74.00	Peak
2		8233.500	33.41	12.49	45.91	-28.09	74.00	Peak
3		8769.000	34.68	13.11	47.79	-20.41	68.20	Peak
4	*	10460.500	32.71	16.93	49.64	-18.56	68.20	Peak

Note:

1. " *", means this data is the worst emission level.
2. C.F (Correction Factor) = Antenna Factor (dB)+ Cable Loss (dB)– Preamplifier(dB).
3. Measurement(dBuV/m) = Reading(dBuV) + C.F (Correction Factor).
4.The emission levels of other frequencies are very lower than the limit and not show in test report.

EUT	AX11000 Tri-Band Wi-Fi 6 Gaming Router	Date of Test	2021-05-28
Factor	BBHA 9120D (1GHz~18GHz)	Temp. / Humidity	23.5°C/37%
Polarity	Horizontal	Site / Test Engineer	AC1 / Jay
Test Mode	Transmit by 802.11ac-VHT80 at Channel 5690MHz	Test Voltage	AC 120V/60Hz

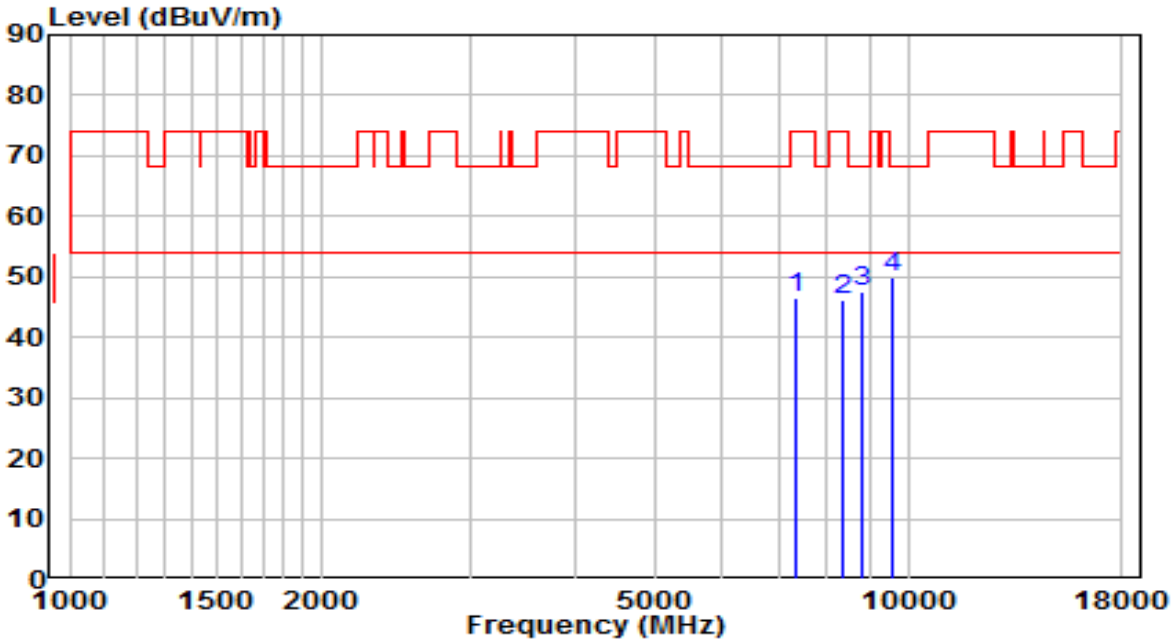

No		Frequency (MHz)	Reading (dBuV)	C.F (dB)	Measurement (dBuV/m)	Margin (dB)	Limit (dBuV/m)	Remark (QP/PK/AV)
1		7349.500	35.09	11.29	46.38	-27.62	74.00	Peak
2		8335.500	33.62	12.48	46.10	-27.90	74.00	Peak
3		8820.000	34.33	13.24	47.57	-20.63	68.20	Peak
4	*	9585.000	35.48	14.58	50.06	-18.14	68.20	Peak

Note:

1. " *", means this data is the worst emission level.
2. C.F (Correction Factor) = Antenna Factor (dB)+ Cable Loss (dB)– Preamplifier(dB).
3. Measurement(dBuV/m) = Reading(dBuV) + C.F (Correction Factor).
4.The emission levels of other frequencies are very lower than the limit and not show in test report.

EUT	AX11000 Tri-Band Wi-Fi 6 Gaming Router	Date of Test	2021-05-28
Factor	BBHA 9120D (1GHz~18GHz)	Temp. / Humidity	23.5°C/37%
Polarity	Vertical	Site / Test Engineer	AC1 / Jay
Test Mode	Transmit by 802.11ac-VHT80 at Channel 5690MHz	Test Voltage	AC 120V/60Hz

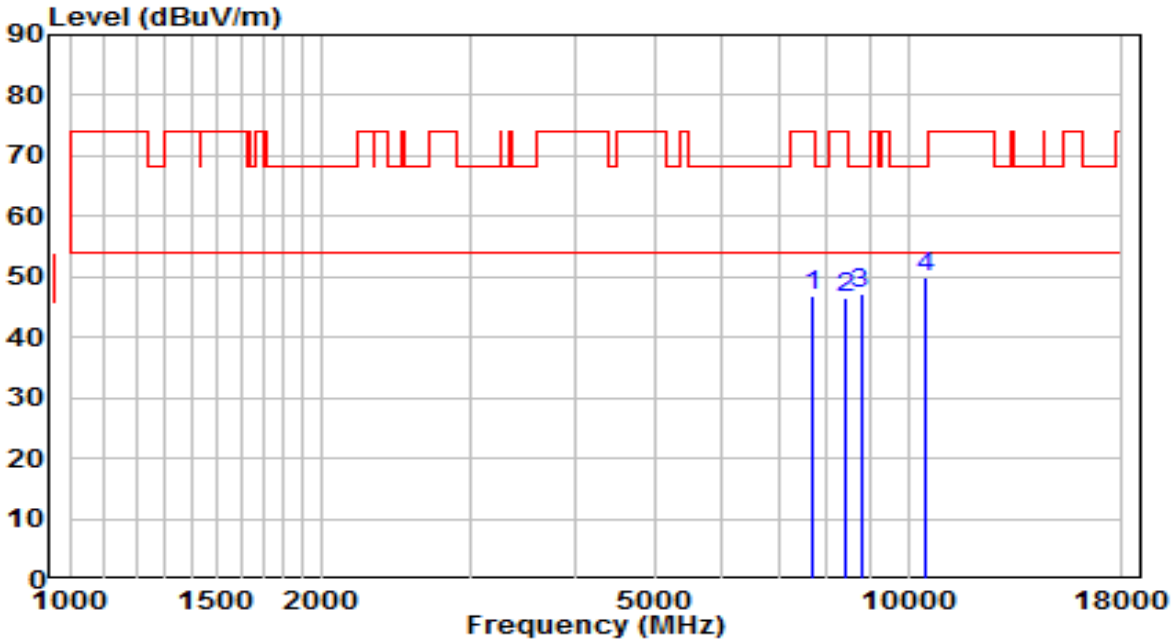

No		Frequency (MHz)	Reading (dBuV)	C.F (dB)	Measurement (dBuV/m)	Margin (dB)	Limit (dBuV/m)	Remark (QP/PK/AV)
1		7664.000	34.83	11.98	46.81	-27.19	74.00	Peak
2		8429.000	34.03	12.47	46.50	-27.50	74.00	Peak
3		8777.500	34.08	13.13	47.22	-20.98	68.20	Peak
4	*	10452.000	33.10	16.91	50.00	-18.20	68.20	Peak

Note:

1. " *", means this data is the worst emission level.
2. C.F (Correction Factor) = Antenna Factor (dB)+ Cable Loss (dB)– Preamplifier(dB).
3. Measurement(dBuV/m) = Reading(dBuV) + C.F (Correction Factor).
4.The emission levels of other frequencies are very lower than the limit and not show in test report.

EUT	AX11000 Tri-Band Wi-Fi 6 Gaming Router	Date of Test	2021-05-28
Factor	BBHA 9120D (1GHz~18GHz)	Temp. / Humidity	23.5°C/37%
Polarity	Horizontal	Site / Test Engineer	AC1 / Jay
Test Mode	Transmit by 802.11ac-VHT80 at Channel 5775MHz	Test Voltage	AC 120V/60Hz

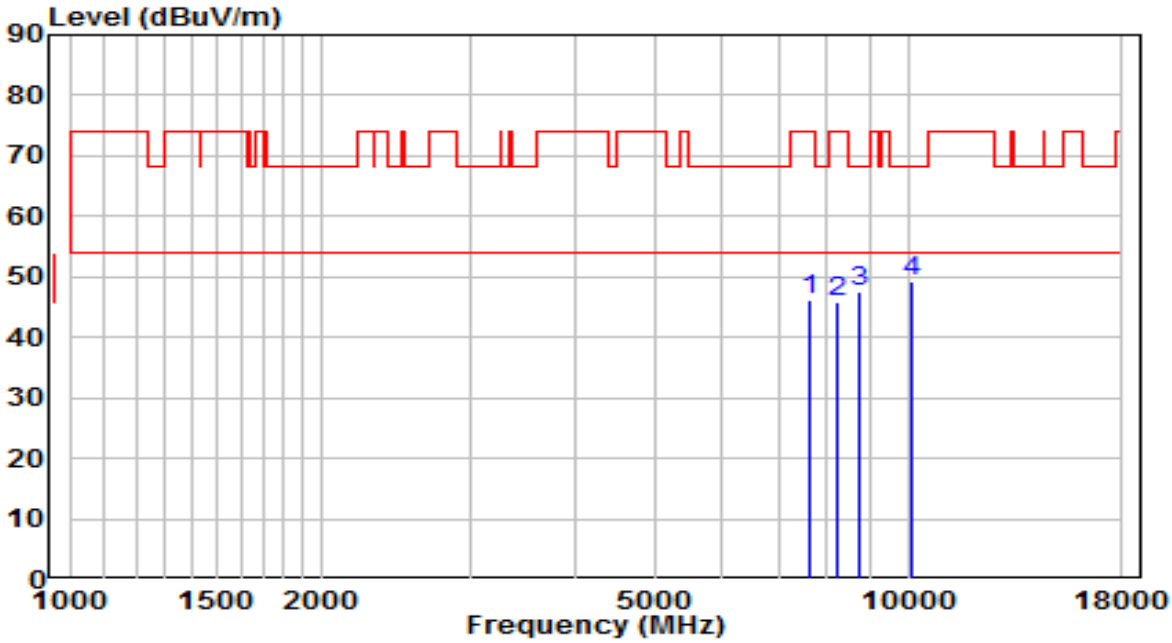

No		Frequency (MHz)	Reading (dBuV)	C.F (dB)	Measurement (dBuV/m)	Margin (dB)	Limit (dBuV/m)	Remark (QP/PK/AV)
1		7638.500	34.11	11.94	46.05	-27.95	74.00	Peak
2		8259.000	33.23	12.49	45.72	-28.28	74.00	Peak
3		8769.000	34.38	13.11	47.49	-20.71	68.20	Peak
4	*	10103.500	33.57	15.71	49.28	-18.92	68.20	Peak

Note:

1. " *", means this data is the worst emission level.
2. C.F (Correction Factor) = Antenna Factor (dB)+ Cable Loss (dB)– Preamplifier(dB).
3. Measurement(dBuV/m) = Reading(dBuV) + C.F (Correction Factor).
4.The emission levels of other frequencies are very lower than the limit and not show in test report.

EUT	AX11000 Tri-Band Wi-Fi 6 Gaming Router	Date of Test	2021-05-28
Factor	BBHA 9120D (1GHz~18GHz)	Temp. / Humidity	23.5°C/37%
Polarity	Vertical	Site / Test Engineer	AC1 / Jay
Test Mode	Transmit by 802.11ac-VHT80 at Channel 5775MHz	Test Voltage	AC 120V/60Hz

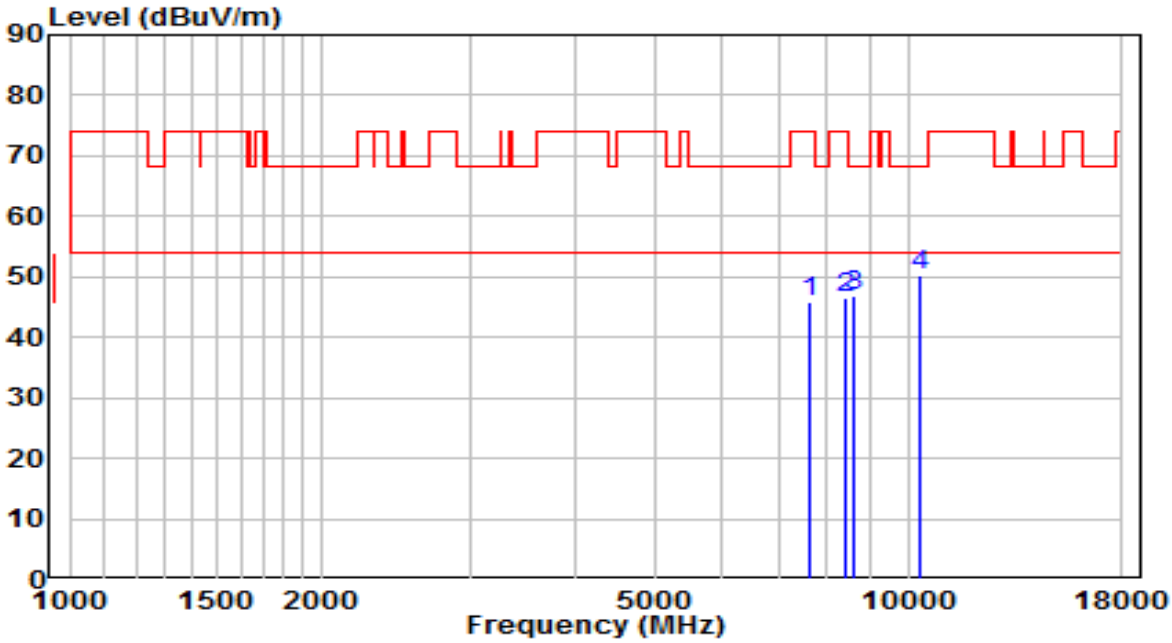

No		Frequency (MHz)	Reading (dBuV)	C.F (dB)	Measurement (dBuV/m)	Margin (dB)	Limit (dBuV/m)	Remark (QP/PK/AV)
1		7621.500	33.94	11.91	45.85	-28.15	74.00	Peak
2		8446.000	34.05	12.46	46.51	-27.49	74.00	Peak
3		8607.500	34.26	12.72	46.98	-21.22	68.20	Peak
4	*	10333.000	33.71	16.50	50.21	-17.99	68.20	Peak

Note:

1. " *", means this data is the worst emission level.
2. C.F (Correction Factor) = Antenna Factor (dB)+ Cable Loss (dB)– Preamplifier(dB).
3. Measurement(dBuV/m) = Reading(dBuV) + C.F (Correction Factor).
4.The emission levels of other frequencies are very lower than the limit and not show in test report.

EUT	AX11000 Tri-Band Wi-Fi 6 Gaming Router	Date of Test	2021-05-28
Factor	BBHA 9120D (1GHz~18GHz)	Temp. / Humidity	23.5°C/37%
Polarity	Horizontal	Site / Test Engineer	AC1 / Jay
Test Mode	Transmit by 802.11ac-VHT160 at Channel 5250MHz	Test Voltage	AC 120V/60Hz

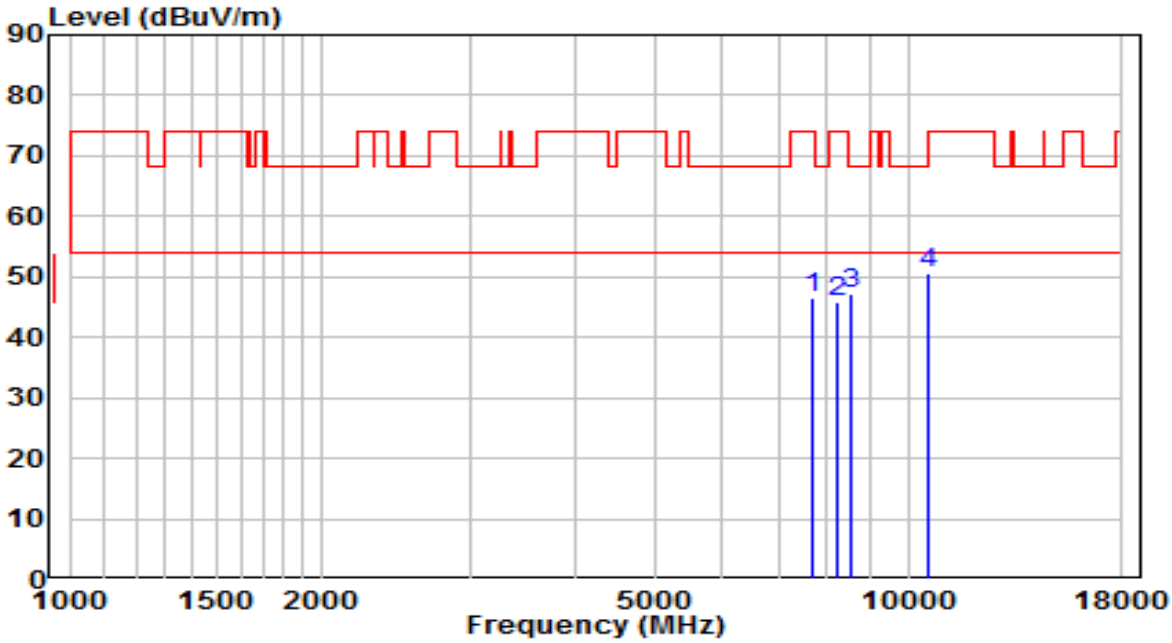

No		Frequency (MHz)	Reading (dBuV)	C.F (dB)	Measurement (dBuV/m)	Margin (dB)	Limit (dBuV/m)	Remark (QP/PK/AV)
1		7672.500	34.53	12.00	46.53	-27.47	74.00	Peak
2		8250.500	33.52	12.49	46.01	-27.99	74.00	Peak
3		8539.500	34.70	12.55	47.25	-20.95	68.20	Peak
4	*	10554.000	33.62	17.15	50.77	-17.43	68.20	Peak

Note:

1. " *", means this data is the worst emission level.
2. C.F (Correction Factor) = Antenna Factor (dB)+ Cable Loss (dB)– Preamplifier(dB).
3. Measurement(dBuV/m) = Reading(dBuV) + C.F (Correction Factor).
4.The emission levels of other frequencies are very lower than the limit and not show in test report.

EUT	AX11000 Tri-Band Wi-Fi 6 Gaming Router	Date of Test	2021-05-28
Factor	BBHA 9120D (1GHz~18GHz)	Temp. / Humidity	23.5°C/37%
Polarity	Vertical	Site / Test Engineer	AC1 / Jay
Test Mode	Transmit by 802.11ac-VHT160 at Channel 5250MHz	Test Voltage	AC 120V/60Hz

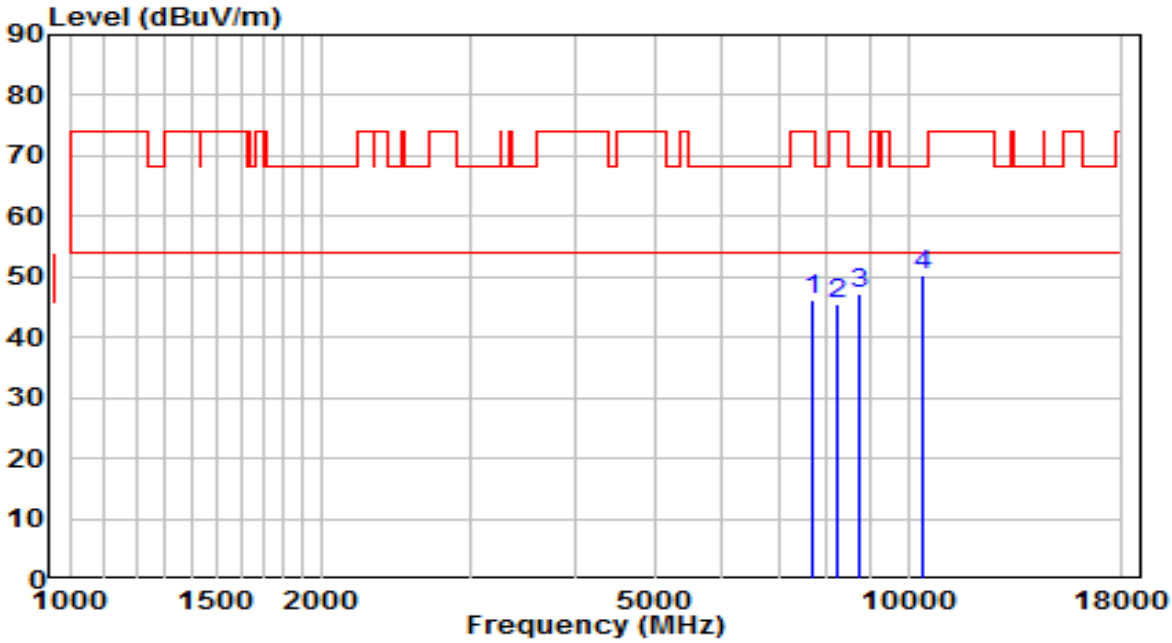

No		Frequency (MHz)	Reading (dBuV)	C.F (dB)	Measurement (dBuV/m)	Margin (dB)	Limit (dBuV/m)	Remark (QP/PK/AV)
1		7689.500	34.21	12.02	46.23	-27.77	74.00	Peak
2		8250.500	33.13	12.49	45.63	-28.37	74.00	Peak
3		8769.000	33.94	13.11	47.05	-21.15	68.20	Peak
4	*	10401.000	33.68	16.73	50.41	-17.79	68.20	Peak

Note:

1. " *", means this data is the worst emission level.
2. C.F (Correction Factor) = Antenna Factor (dB)+ Cable Loss (dB)– Preamplifier(dB).
3. Measurement(dBuV/m) = Reading(dBuV) + C.F (Correction Factor).
4.The emission levels of other frequencies are very lower than the limit and not show in test report.

EUT	AX11000 Tri-Band Wi-Fi 6 Gaming Router	Date of Test	2021-05-28
Factor	BBHA 9120D (1GHz~18GHz)	Temp. / Humidity	23.5°C/37%
Polarity	Horizontal	Site / Test Engineer	AC1 / Jay
Test Mode	Transmit by 802.11ac-VHT160 at Channel 5570MHz	Test Voltage	AC 120V/60Hz

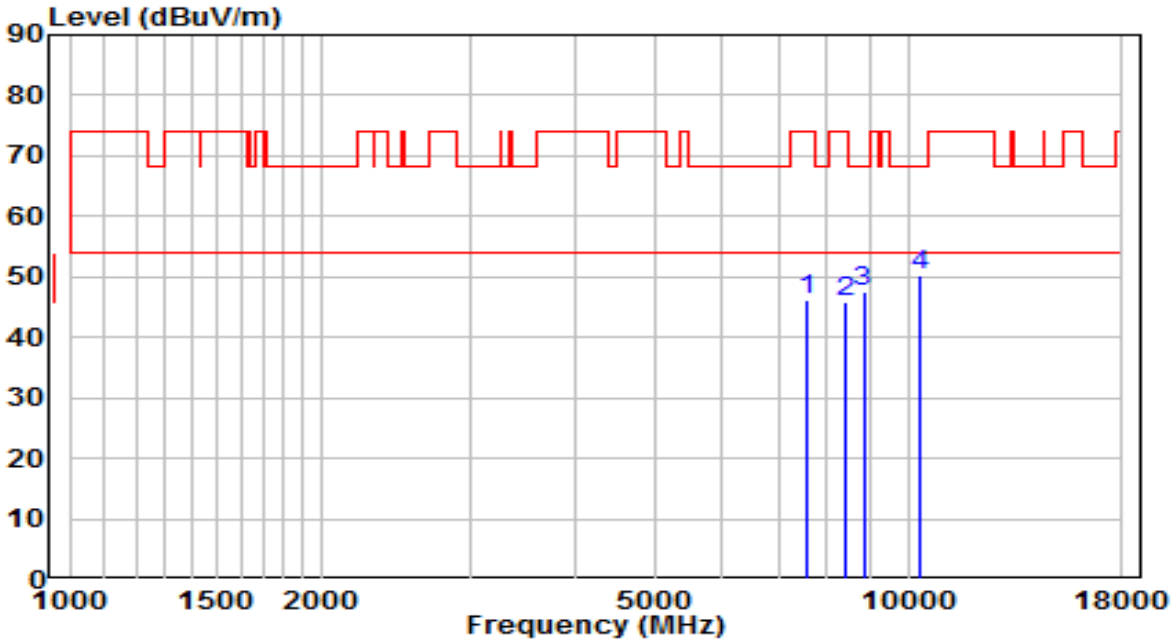

No		Frequency (MHz)	Reading (dBuV)	C.F (dB)	Measurement (dBuV/m)	Margin (dB)	Limit (dBuV/m)	Remark (QP/PK/AV)
1		7579.000	34.50	11.84	46.34	-27.66	74.00	Peak
2		8446.000	33.29	12.46	45.75	-28.25	74.00	Peak
3		8845.500	34.15	13.30	47.45	-20.75	68.20	Peak
4	*	10307.500	33.80	16.41	50.22	-17.98	68.20	Peak

Note:

1. " *", means this data is the worst emission level.
2. C.F (Correction Factor) = Antenna Factor (dB)+ Cable Loss (dB)– Preamplifier(dB).
3. Measurement(dBuV/m) = Reading(dBuV) + C.F (Correction Factor).
4.The emission levels of other frequencies are very lower than the limit and not show in test report.

EUT	AX11000 Tri-Band Wi-Fi 6 Gaming Router	Date of Test	2021-05-28
Factor	BBHA 9120D (1GHz~18GHz)	Temp. / Humidity	23.5°C/37%
Polarity	Vertical	Site / Test Engineer	AC1 / Jay
Test Mode	Transmit by 802.11ac-VHT160 at Channel 5570MHz	Test Voltage	AC 120V/60Hz

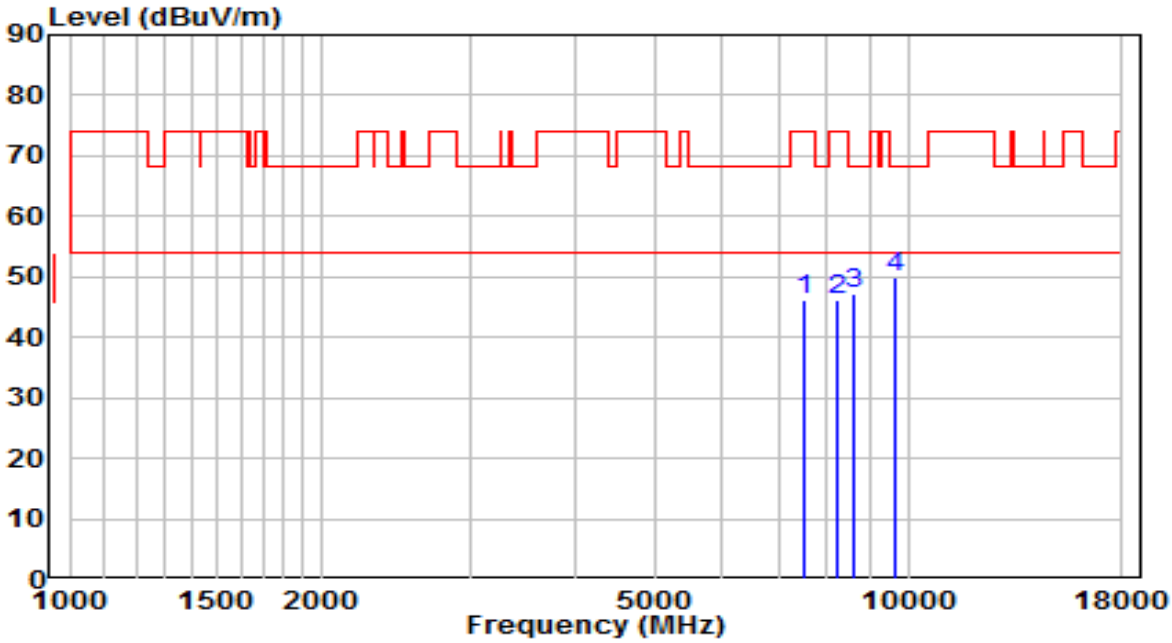

No		Frequency (MHz)	Reading (dBuV)	C.F (dB)	Measurement (dBuV/m)	Margin (dB)	Limit (dBuV/m)	Remark (QP/PK/AV)
1		7511.000	34.31	11.73	46.05	-27.95	74.00	Peak
2		8259.000	33.80	12.49	46.30	-27.70	74.00	Peak
3		8599.000	34.56	12.70	47.25	-20.95	68.20	Peak
4	*	9644.500	35.38	14.69	50.08	-18.12	68.20	Peak

Note:

1. " *", means this data is the worst emission level.
2. C.F (Correction Factor) = Antenna Factor (dB)+ Cable Loss (dB)– Preamplifier(dB).
3. Measurement(dBuV/m) = Reading(dBuV) + C.F (Correction Factor).
4.The emission levels of other frequencies are very lower than the limit and not show in test report.

EUT	AX11000 Tri-Band Wi-Fi 6 Gaming Router	Date of Test	2021-05-28
Factor	BBHA 9120D (1GHz~18GHz)	Temp. / Humidity	23.5°C/37%
Polarity	Horizontal	Site / Test Engineer	AC1 / Jay
Test Mode	Transmit by 802.11ax-HE20 at Channel 5180MHz	Test Voltage	AC 120V/60Hz

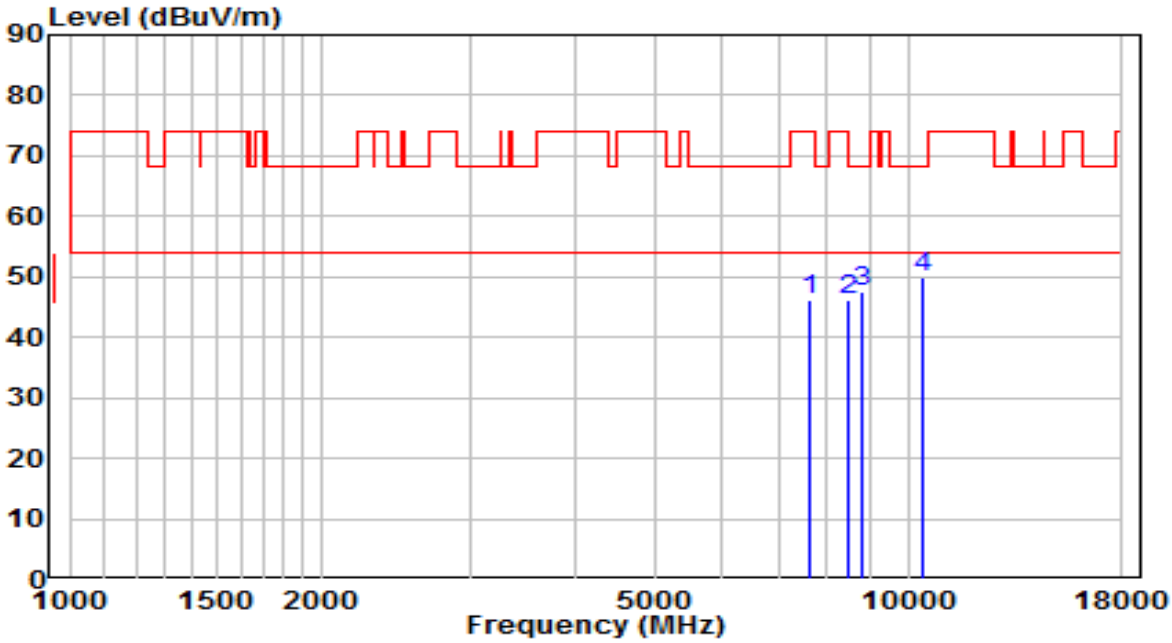

No		Frequency (MHz)	Reading (dBuV)	C.F (dB)	Measurement (dBuV/m)	Margin (dB)	Limit (dBuV/m)	Remark (QP/PK/AV)
1		7621.500	34.33	11.91	46.24	-27.76	74.00	Peak
2		8480.000	33.57	12.46	46.03	-27.97	74.00	Peak
3		8794.500	34.22	13.18	47.40	-20.80	68.20	Peak
4	*	10426.500	33.11	16.82	49.92	-18.28	68.20	Peak

Note:

1. " *", means this data is the worst emission level.
2. C.F (Correction Factor) = Antenna Factor (dB)+ Cable Loss (dB)– Preamplifier(dB).
3. Measurement(dBuV/m) = Reading(dBuV) + C.F (Correction Factor).
4.The emission levels of other frequencies are very lower than the limit and not show in test report.

EUT	AX11000 Tri-Band Wi-Fi 6 Gaming Router	Date of Test	2021-05-28
Factor	BBHA 9120D (1GHz~18GHz)	Temp. / Humidity	23.5°C/37%
Polarity	Vertical	Site / Test Engineer	AC1 / Jay
Test Mode	Transmit by 802.11ax-HE20 at Channel 5180MHz	Test Voltage	AC 120V/60Hz

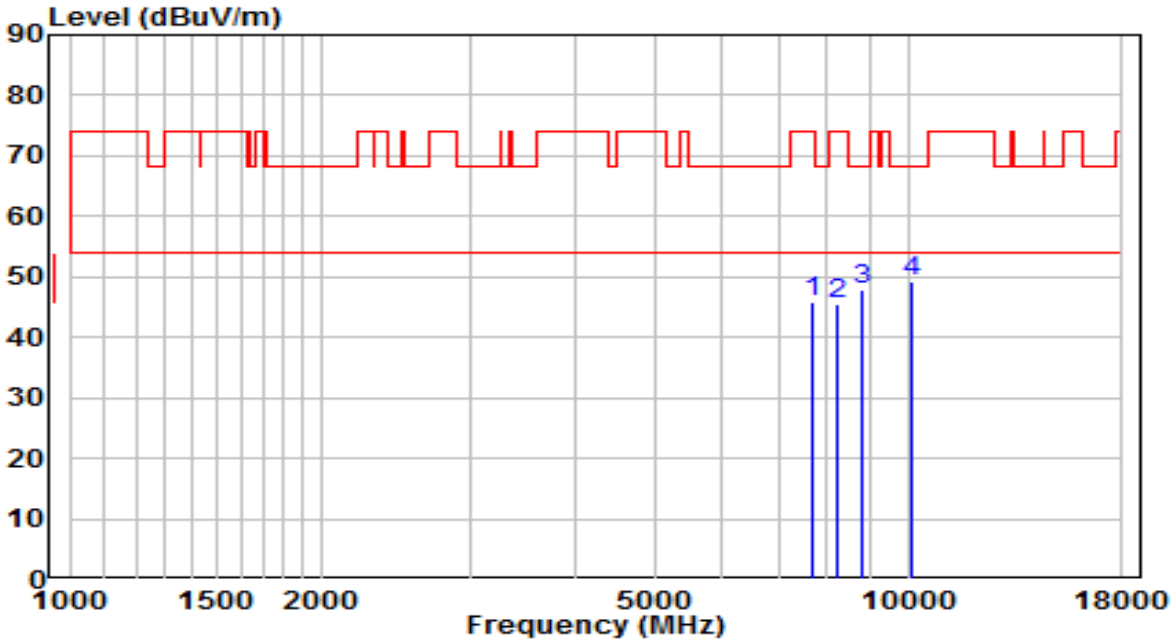

No		Frequency (MHz)	Reading (dBuV)	C.F (dB)	Measurement (dBuV/m)	Margin (dB)	Limit (dBuV/m)	Remark (QP/PK/AV)
1		7664.000	34.03	11.98	46.01	-27.99	74.00	Peak
2		8259.000	33.05	12.49	45.54	-28.46	74.00	Peak
3		8837.000	34.53	13.28	47.81	-20.39	68.20	Peak
4	*	10120.500	33.57	15.77	49.34	-18.86	68.20	Peak

Note:

1. " *", means this data is the worst emission level.
2. C.F (Correction Factor) = Antenna Factor (dB)+ Cable Loss (dB)– Preamplifier(dB).
3. Measurement(dBuV/m) = Reading(dBuV) + C.F (Correction Factor).
4.The emission levels of other frequencies are very lower than the limit and not show in test report.

EUT	AX11000 Tri-Band Wi-Fi 6 Gaming Router	Date of Test	2021-05-28
Factor	BBHA 9120D (1GHz~18GHz)	Temp. / Humidity	23.5°C/37%
Polarity	Horizontal	Site / Test Engineer	AC1 / Jay
Test Mode	Transmit by 802.11ax-HE20 at Channel 5220MHz	Test Voltage	AC 120V/60Hz

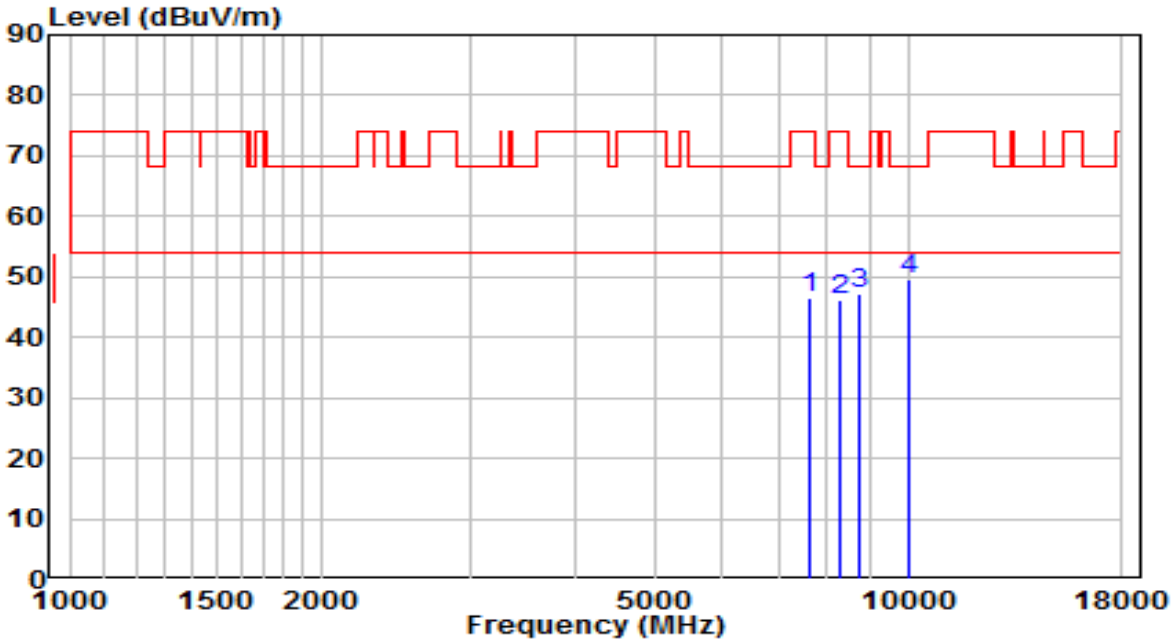

No		Frequency (MHz)	Reading (dBuV)	C.F (dB)	Measurement (dBuV/m)	Margin (dB)	Limit (dBuV/m)	Remark (QP/PK/AV)
1		7647.000	34.59	11.95	46.54	-27.46	74.00	Peak
2		8284.500	33.72	12.49	46.20	-27.80	74.00	Peak
3		8752.000	34.08	13.07	47.15	-21.05	68.20	Peak
4	*	10035.500	34.12	15.48	49.60	-18.60	68.20	Peak

Note:

1. " *", means this data is the worst emission level.
2. C.F (Correction Factor) = Antenna Factor (dB)+ Cable Loss (dB)– Preamplifier(dB).
3. Measurement(dBuV/m) = Reading(dBuV) + C.F (Correction Factor).
4.The emission levels of other frequencies are very lower than the limit and not show in test report.

EUT	AX11000 Tri-Band Wi-Fi 6 Gaming Router	Date of Test	2021-05-28
Factor	BBHA 9120D (1GHz~18GHz)	Temp. / Humidity	23.5°C/37%
Polarity	Vertical	Site / Test Engineer	AC1 / Jay
Test Mode	Transmit by 802.11ax-HE20 at Channel 5220MHz	Test Voltage	AC 120V/60Hz

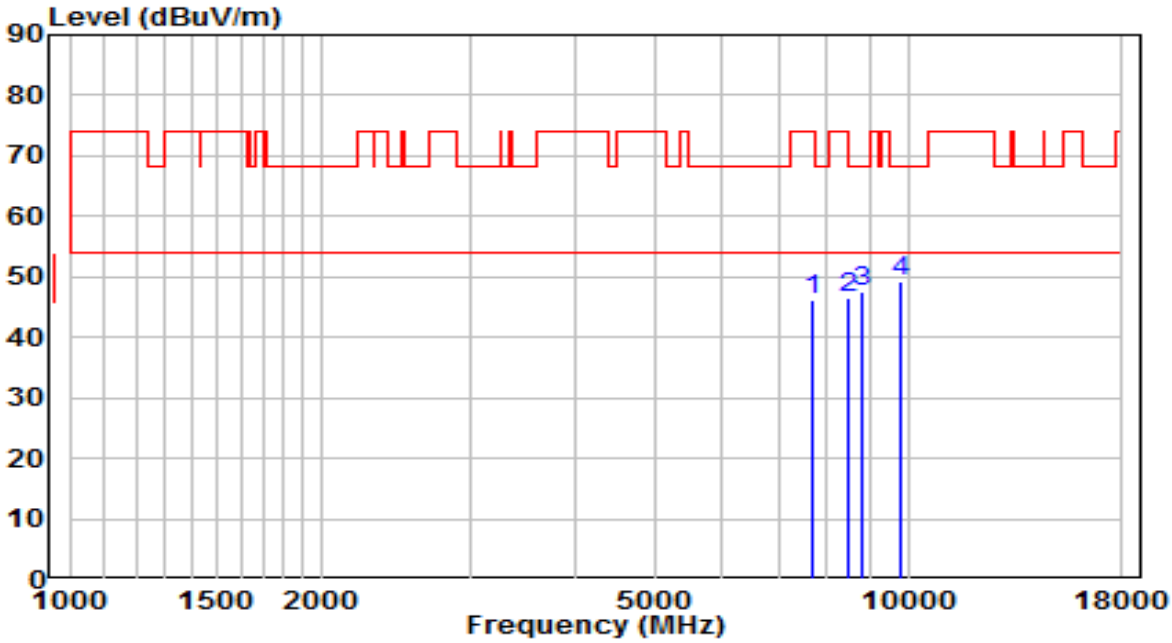

No		Frequency (MHz)	Reading (dBuV)	C.F (dB)	Measurement (dBuV/m)	Margin (dB)	Limit (dBuV/m)	Remark (QP/PK/AV)
1		7672.500	34.27	12.00	46.27	-27.73	74.00	Peak
2		8463.000	33.99	12.46	46.45	-27.55	74.00	Peak
3		8794.500	34.32	13.18	47.50	-20.70	68.20	Peak
4	*	9814.500	34.15	15.01	49.16	-19.04	68.20	Peak

Note:

1. " *", means this data is the worst emission level.
2. C.F (Correction Factor) = Antenna Factor (dB)+ Cable Loss (dB)– Preamplifier(dB).
3. Measurement(dBuV/m) = Reading(dBuV) + C.F (Correction Factor).
4.The emission levels of other frequencies are very lower than the limit and not show in test report.

EUT	AX11000 Tri-Band Wi-Fi 6 Gaming Router	Date of Test	2021-05-28
Factor	BBHA 9120D (1GHz~18GHz)	Temp. / Humidity	23.5°C/37%
Polarity	Horizontal	Site / Test Engineer	AC1 / Jay
Test Mode	Transmit by 802.11ax-HE20 at Channel 5240MHz	Test Voltage	AC 120V/60Hz

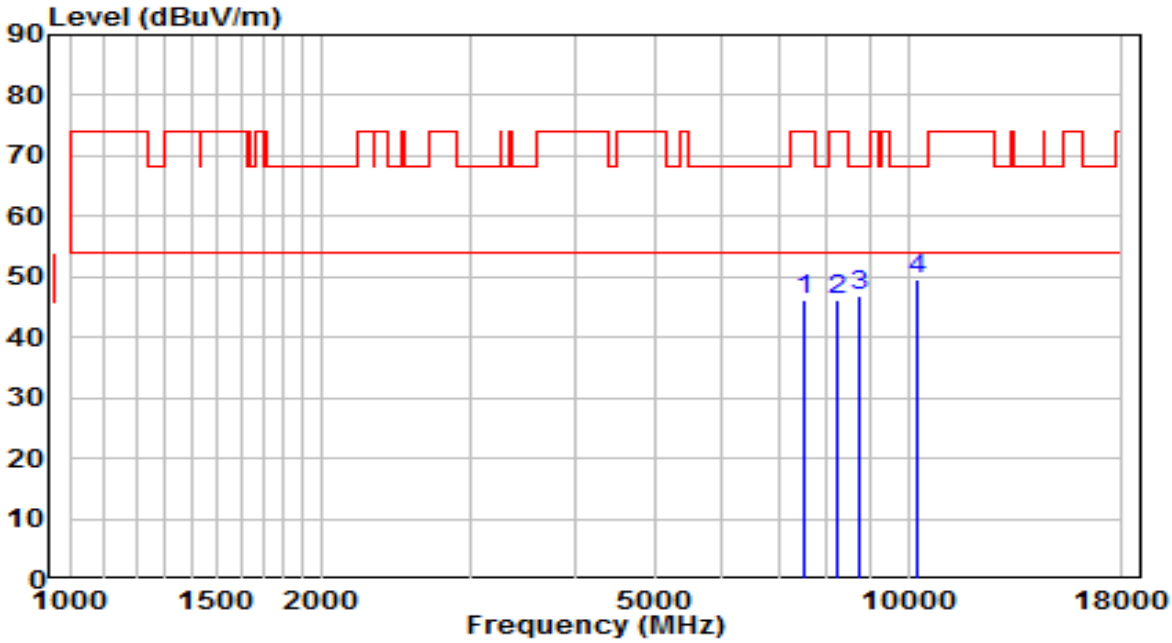

No		Frequency (MHz)	Reading (dBuV)	C.F (dB)	Measurement (dBuV/m)	Margin (dB)	Limit (dBuV/m)	Remark (QP/PK/AV)
1		7528.000	34.48	11.76	46.24	-27.76	74.00	Peak
2		8216.500	33.72	12.50	46.21	-27.79	74.00	Peak
3		8752.000	33.80	13.07	46.88	-21.32	68.20	Peak
4	*	10273.500	33.33	16.30	49.62	-18.58	68.20	Peak

Note:

1. " *", means this data is the worst emission level.
2. C.F (Correction Factor) = Antenna Factor (dB)+ Cable Loss (dB)– Preamplifier(dB).
3. Measurement(dBuV/m) = Reading(dBuV) + C.F (Correction Factor).
4.The emission levels of other frequencies are very lower than the limit and not show in test report.

EUT	AX11000 Tri-Band Wi-Fi 6 Gaming Router	Date of Test	2021-05-28
Factor	BBHA 9120D (1GHz~18GHz)	Temp. / Humidity	23.5°C/37%
Polarity	Vertical	Site / Test Engineer	AC1 / Jay
Test Mode	Transmit by 802.11ax-HE20 at Channel 5240MHz	Test Voltage	AC 120V/60Hz

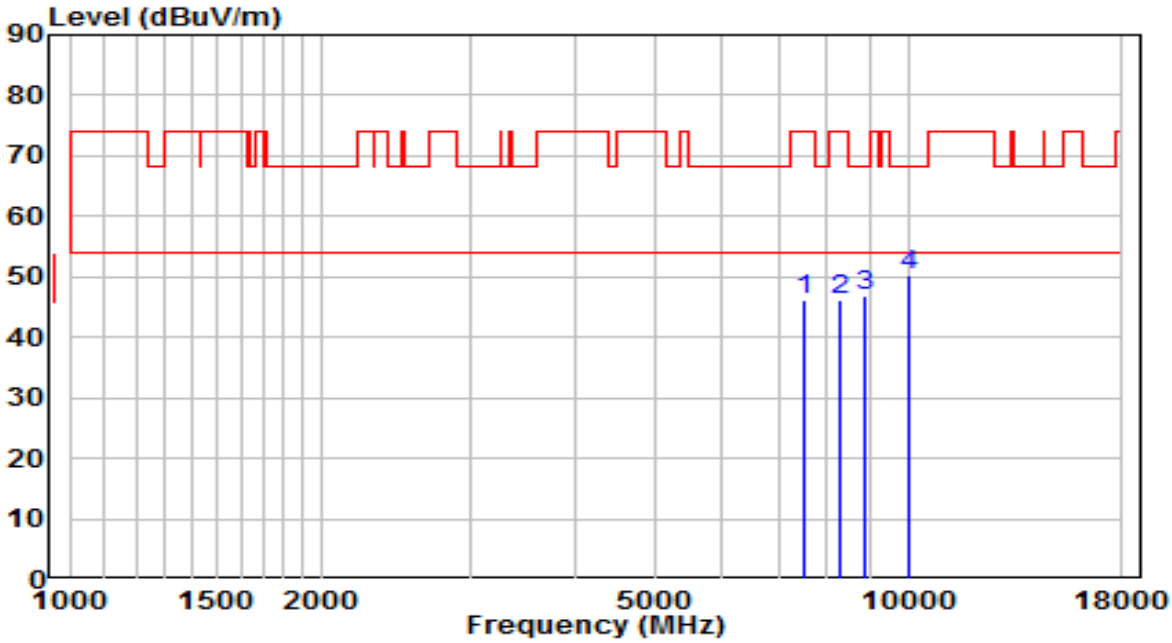

No		Frequency (MHz)	Reading (dBuV)	C.F (dB)	Measurement (dBuV/m)	Margin (dB)	Limit (dBuV/m)	Remark (QP/PK/AV)
1		7519.500	34.41	11.75	46.16	-27.84	74.00	Peak
2		8301.500	33.60	12.48	46.08	-27.92	74.00	Peak
3		8896.500	33.61	13.43	47.03	-21.17	68.20	Peak
4	*	10052.500	34.79	15.54	50.33	-17.87	68.20	Peak

Note:

1. " *", means this data is the worst emission level.
2. C.F (Correction Factor) = Antenna Factor (dB)+ Cable Loss (dB)– Preamplifier(dB).
3. Measurement(dBuV/m) = Reading(dBuV) + C.F (Correction Factor).
4.The emission levels of other frequencies are very lower than the limit and not show in test report.

EUT	AX11000 Tri-Band Wi-Fi 6 Gaming Router	Date of Test	2021-05-28
Factor	BBHA 9120D (1GHz~18GHz)	Temp. / Humidity	23.5°C/37%
Polarity	Horizontal	Site / Test Engineer	AC1 / Jay
Test Mode	Transmit by 802.11ax-HE20 at Channel 5260MHz	Test Voltage	AC 120V/60Hz

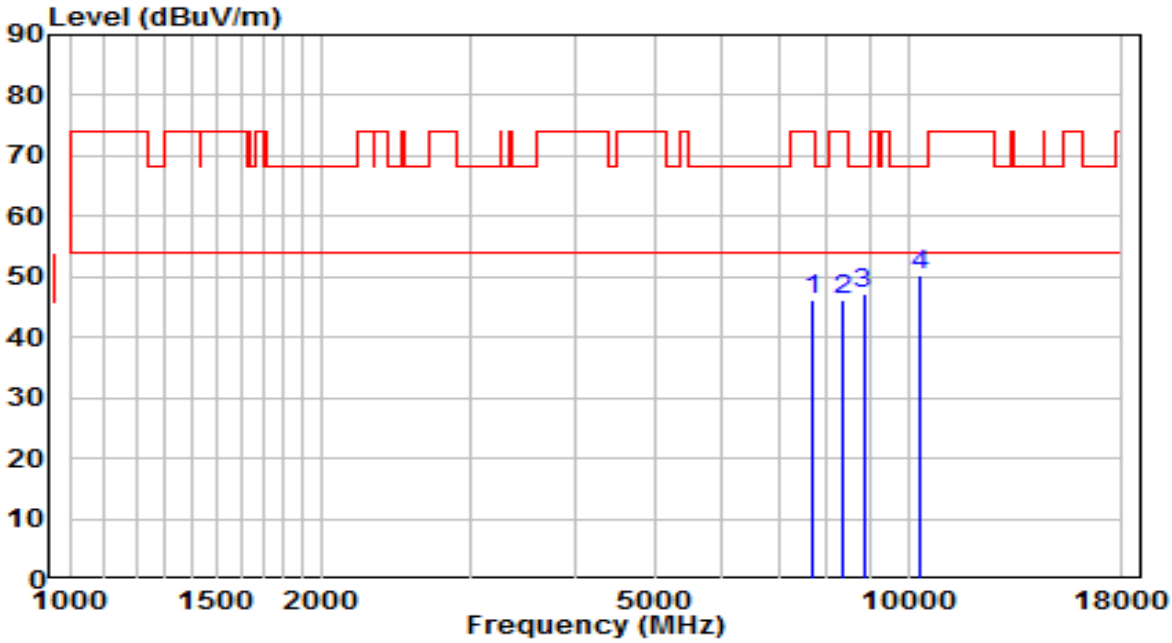

No		Frequency (MHz)	Reading (dBuV)	C.F (dB)	Measurement (dBuV/m)	Margin (dB)	Limit (dBuV/m)	Remark (QP/PK/AV)
1		7681.000	34.06	12.01	46.07	-27.93	74.00	Peak
2		8327.000	33.58	12.48	46.06	-27.94	74.00	Peak
3		8845.500	34.07	13.30	47.37	-20.83	68.20	Peak
4	*	10350.000	33.87	16.56	50.42	-17.78	68.20	Peak

Note:

1. " *", means this data is the worst emission level.
2. C.F (Correction Factor) = Antenna Factor (dB)+ Cable Loss (dB)– Preamplifier(dB).
3. Measurement(dBuV/m) = Reading(dBuV) + C.F (Correction Factor).
4.The emission levels of other frequencies are very lower than the limit and not show in test report.

EUT	AX11000 Tri-Band Wi-Fi 6 Gaming Router	Date of Test	2021-05-28
Factor	BBHA 9120D (1GHz~18GHz)	Temp. / Humidity	23.5°C/37%
Polarity	Vertical	Site / Test Engineer	AC1 / Jay
Test Mode	Transmit by 802.11ax-HE20 at Channel 5260MHz	Test Voltage	AC 120V/60Hz

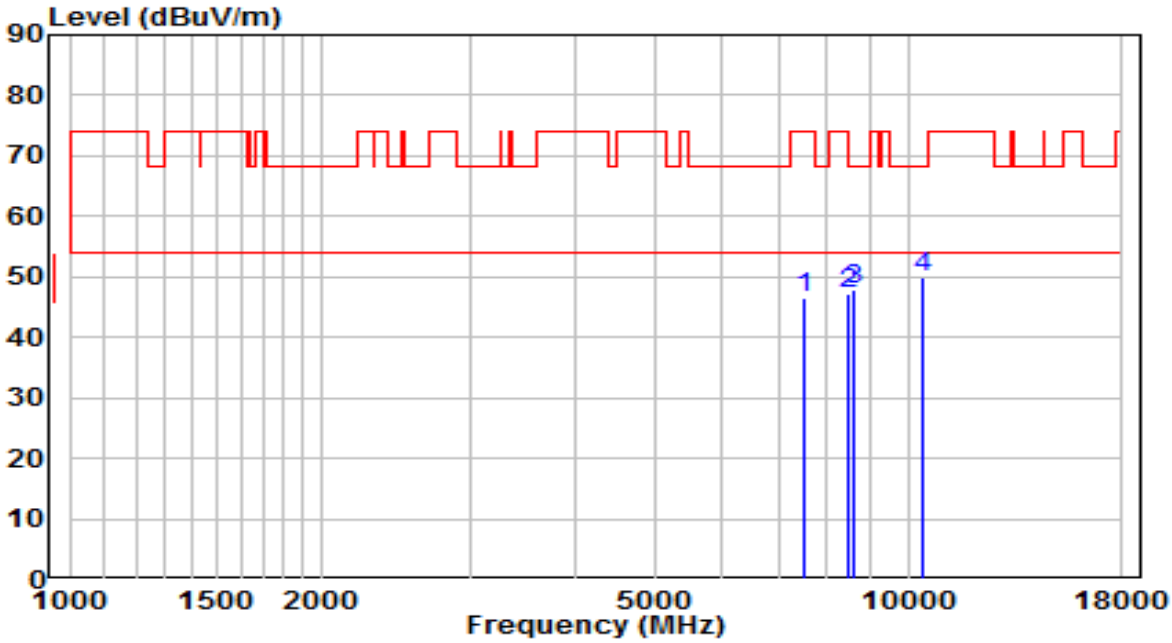

No		Frequency (MHz)	Reading (dBuV)	C.F (dB)	Measurement (dBuV/m)	Margin (dB)	Limit (dBuV/m)	Remark (QP/PK/AV)
1		7511.000	34.90	11.73	46.63	-27.37	74.00	Peak
2		8480.000	34.68	12.46	47.14	-26.86	74.00	Peak
3		8607.500	35.19	12.72	47.90	-20.30	68.20	Peak
4	*	10418.000	33.26	16.79	50.05	-18.15	68.20	Peak

Note:

1. " *", means this data is the worst emission level.
2. C.F (Correction Factor) = Antenna Factor (dB)+ Cable Loss (dB)– Preamplifier(dB).
3. Measurement(dBuV/m) = Reading(dBuV) + C.F (Correction Factor).
4.The emission levels of other frequencies are very lower than the limit and not show in test report.

EUT	AX11000 Tri-Band Wi-Fi 6 Gaming Router	Date of Test	2021-05-28
Factor	BBHA 9120D (1GHz~18GHz)	Temp. / Humidity	23.5°C/37%
Polarity	Horizontal	Site / Test Engineer	AC1 / Jay
Test Mode	Transmit by 802.11ax-HE20 at Channel 5300MHz	Test Voltage	AC 120V/60Hz

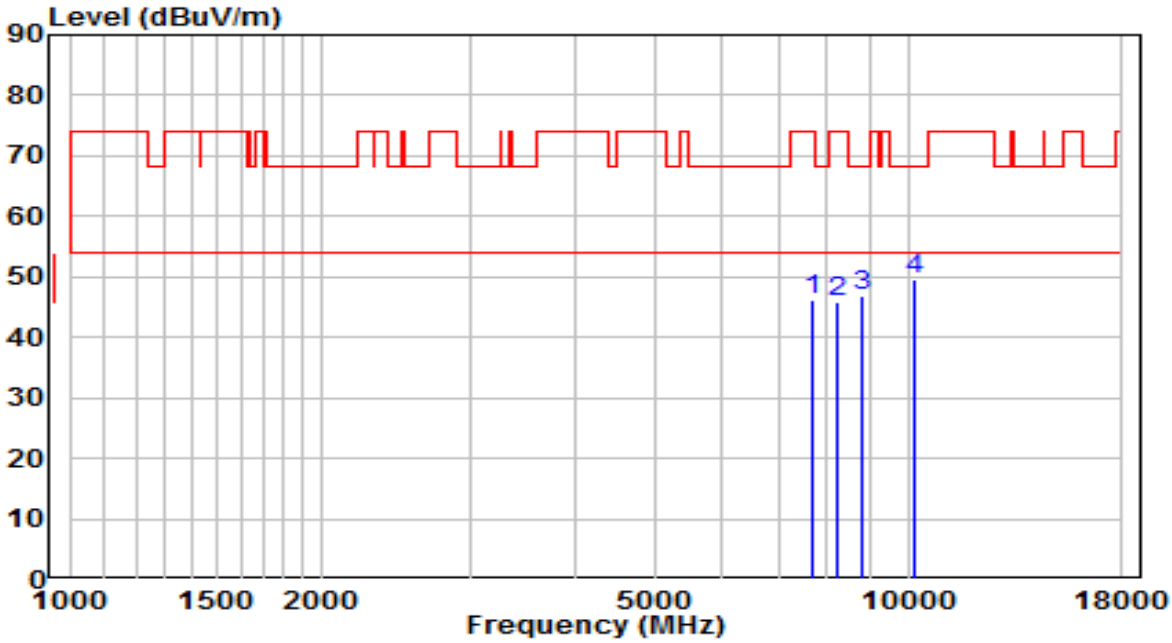

No		Frequency (MHz)	Reading (dBuV)	C.F (dB)	Measurement (dBuV/m)	Margin (dB)	Limit (dBuV/m)	Remark (QP/PK/AV)
1		7689.500	34.24	12.02	46.27	-27.73	74.00	Peak
2		8250.500	33.33	12.49	45.82	-28.18	74.00	Peak
3		8837.000	33.72	13.28	47.00	-21.20	68.20	Peak
4	*	10180.000	33.53	15.98	49.50	-18.70	68.20	Peak

Note:

1. " *", means this data is the worst emission level.
2. C.F (Correction Factor) = Antenna Factor (dB)+ Cable Loss (dB)– Preamplifier(dB).
3. Measurement(dBuV/m) = Reading(dBuV) + C.F (Correction Factor).
4.The emission levels of other frequencies are very lower than the limit and not show in test report.

EUT	AX11000 Tri-Band Wi-Fi 6 Gaming Router	Date of Test	2021-05-28
Factor	BBHA 9120D (1GHz~18GHz)	Temp. / Humidity	23.5°C/37%
Polarity	Vertical	Site / Test Engineer	AC1 / Jay
Test Mode	Transmit by 802.11ax-HE20 at Channel 5300MHz	Test Voltage	AC 120V/60Hz

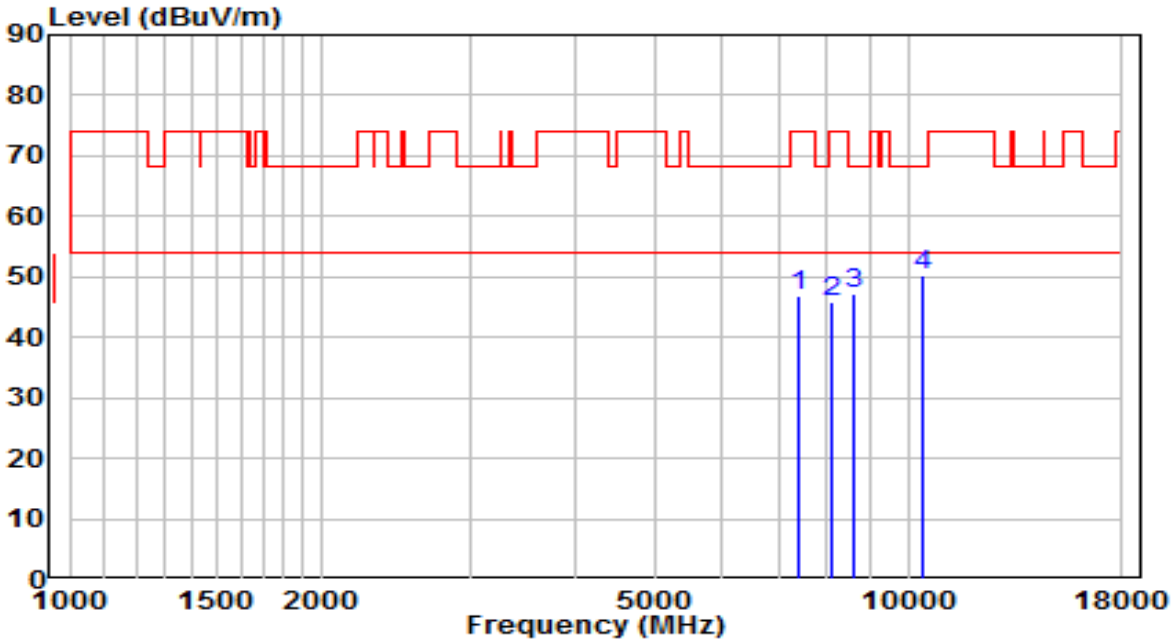

No		Frequency (MHz)	Reading (dBuV)	C.F (dB)	Measurement (dBuV/m)	Margin (dB)	Limit (dBuV/m)	Remark (QP/PK/AV)
1		7426.000	35.39	11.51	46.89	-27.11	74.00	Peak
2		8106.000	33.47	12.51	45.98	-28.02	74.00	Peak
3		8599.000	34.39	12.70	47.08	-21.12	68.20	Peak
4	*	10401.000	33.40	16.73	50.13	-18.07	68.20	Peak

Note:

1. " *", means this data is the worst emission level.
2. C.F (Correction Factor) = Antenna Factor (dB)+ Cable Loss (dB)– Preamplifier(dB).
3. Measurement(dBuV/m) = Reading(dBuV) + C.F (Correction Factor).
4.The emission levels of other frequencies are very lower than the limit and not show in test report.

EUT	AX11000 Tri-Band Wi-Fi 6 Gaming Router	Date of Test	2021-05-28
Factor	BBHA 9120D (1GHz~18GHz)	Temp. / Humidity	23.5°C/37%
Polarity	Horizontal	Site / Test Engineer	AC1 / Jay
Test Mode	Transmit by 802.11ax-HE20 at Channel 5320MHz	Test Voltage	AC 120V/60Hz

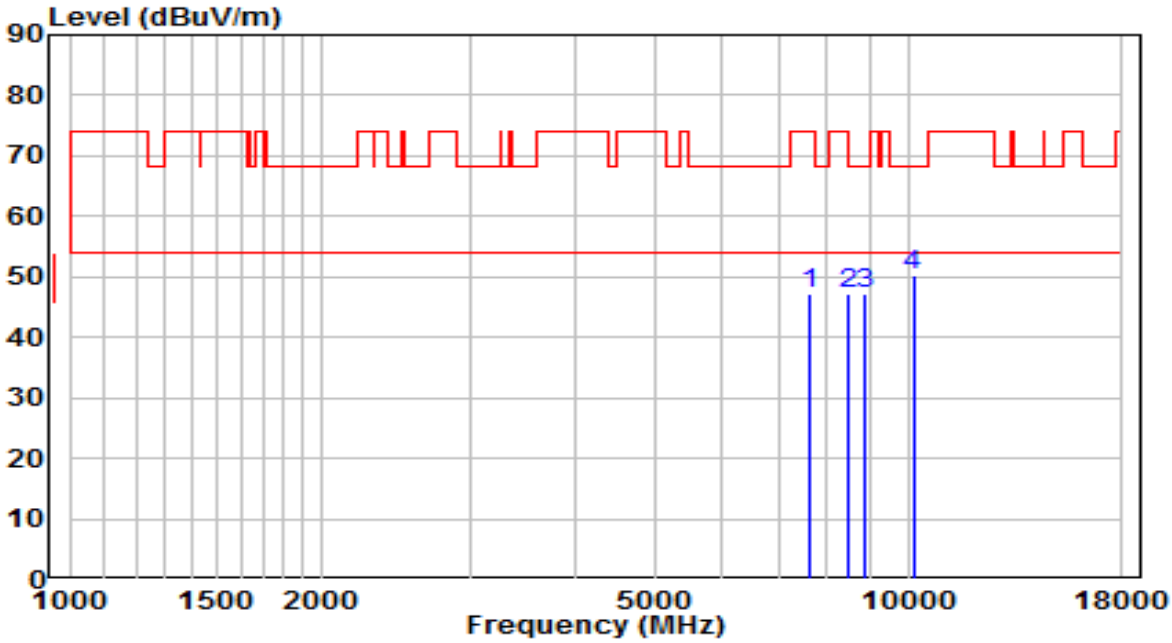

No		Frequency (MHz)	Reading (dBuV)	C.F (dB)	Measurement (dBuV/m)	Margin (dB)	Limit (dBuV/m)	Remark (QP/PK/AV)
1		7621.500	35.31	11.91	47.22	-26.78	74.00	Peak
2		8471.500	34.69	12.46	47.15	-26.85	74.00	Peak
3		8854.000	33.87	13.32	47.19	-21.01	68.20	Peak
4	*	10137.500	34.30	15.83	50.13	-18.07	68.20	Peak

Note:

1. " *", means this data is the worst emission level.
2. C.F (Correction Factor) = Antenna Factor (dB)+ Cable Loss (dB)– Preamplifier(dB).
3. Measurement(dBuV/m) = Reading(dBuV) + C.F (Correction Factor).
4.The emission levels of other frequencies are very lower than the limit and not show in test report.

EUT	AX11000 Tri-Band Wi-Fi 6 Gaming Router	Date of Test	2021-05-28
Factor	BBHA 9120D (1GHz~18GHz)	Temp. / Humidity	23.5°C/37%
Polarity	Vertical	Site / Test Engineer	AC1 / Jay
Test Mode	Transmit by 802.11ax-HE20 at Channel 5320MHz	Test Voltage	AC 120V/60Hz

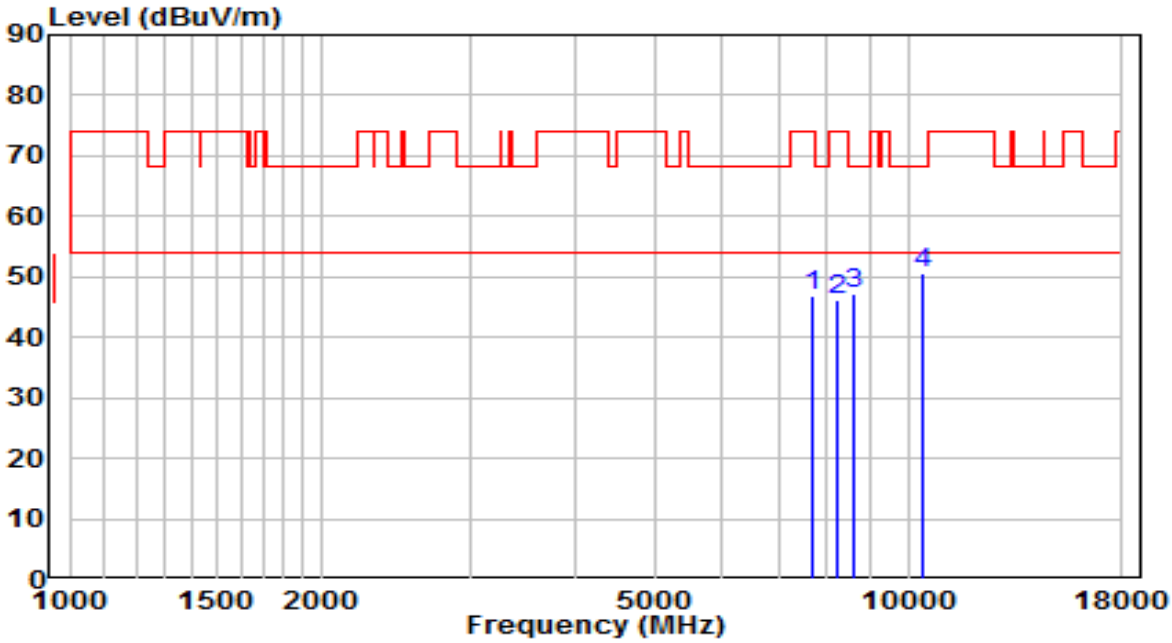

No		Frequency (MHz)	Reading (dBuV)	C.F (dB)	Measurement (dBuV/m)	Margin (dB)	Limit (dBuV/m)	Remark (QP/PK/AV)
1		7672.500	34.73	12.00	46.73	-27.27	74.00	Peak
2		8216.500	33.85	12.50	46.35	-27.65	74.00	Peak
3		8607.500	34.38	12.72	47.10	-21.10	68.20	Peak
4	*	10401.000	33.91	16.73	50.64	-17.56	68.20	Peak

Note:

1. " *", means this data is the worst emission level.
2. C.F (Correction Factor) = Antenna Factor (dB)+ Cable Loss (dB)– Preamplifier(dB).
3. Measurement(dBuV/m) = Reading(dBuV) + C.F (Correction Factor).
4.The emission levels of other frequencies are very lower than the limit and not show in test report.

EUT	AX11000 Tri-Band Wi-Fi 6 Gaming Router	Date of Test	2021-05-28
Factor	BBHA 9120D (1GHz~18GHz)	Temp. / Humidity	23.5°C/37%
Polarity	Horizontal	Site / Test Engineer	AC1 / Jay
Test Mode	Transmit by 802.11ax-HE20 at Channel 5500MHz	Test Voltage	AC 120V/60Hz

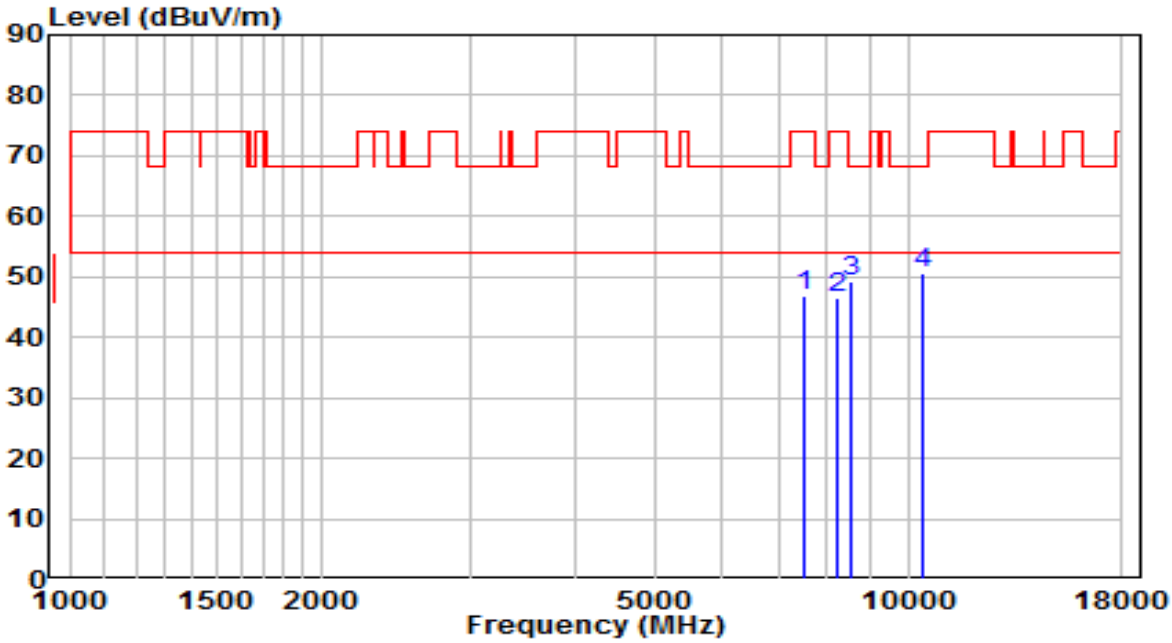

No		Frequency (MHz)	Reading (dBuV)	C.F (dB)	Measurement (dBuV/m)	Margin (dB)	Limit (dBuV/m)	Remark (QP/PK/AV)
1		7502.500	35.29	11.72	47.01	-26.99	74.00	Peak
2		8250.500	34.13	12.49	46.62	-27.38	74.00	Peak
3		8539.500	36.54	12.55	49.09	-19.11	68.20	Peak
4	*	10401.000	33.71	16.73	50.44	-17.76	68.20	Peak

Note:

1. " *", means this data is the worst emission level.
2. C.F (Correction Factor) = Antenna Factor (dB)+ Cable Loss (dB)– Preamplifier(dB).
3. Measurement(dBuV/m) = Reading(dBuV) + C.F (Correction Factor).
4.The emission levels of other frequencies are very lower than the limit and not show in test report.

EUT	AX11000 Tri-Band Wi-Fi 6 Gaming Router	Date of Test	2021-05-28
Factor	BBHA 9120D (1GHz~18GHz)	Temp. / Humidity	23.5°C/37%
Polarity	Vertical	Site / Test Engineer	AC1 / Jay
Test Mode	Transmit by 802.11ax-HE20 at Channel 5500MHz	Test Voltage	AC 120V/60Hz

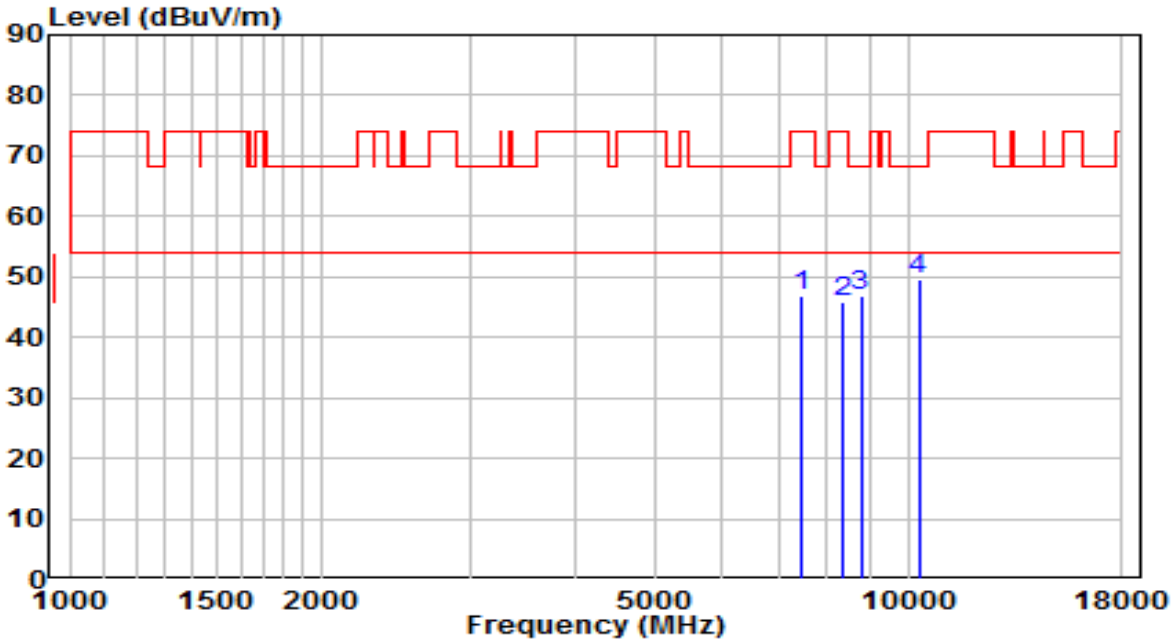

No		Frequency (MHz)	Reading (dBuV)	C.F (dB)	Measurement (dBuV/m)	Margin (dB)	Limit (dBuV/m)	Remark (QP/PK/AV)
1		7460.000	35.17	11.60	46.78	-27.22	74.00	Peak
2		8327.000	33.48	12.48	45.96	-28.04	74.00	Peak
3		8777.500	33.90	13.13	47.03	-21.17	68.20	Peak
4	*	10290.500	33.13	16.35	49.48	-18.72	68.20	Peak

Note:

1. " *", means this data is the worst emission level.
2. C.F (Correction Factor) = Antenna Factor (dB)+ Cable Loss (dB)– Preamplifier(dB).
3. Measurement(dBuV/m) = Reading(dBuV) + C.F (Correction Factor).
4.The emission levels of other frequencies are very lower than the limit and not show in test report.

EUT	AX11000 Tri-Band Wi-Fi 6 Gaming Router	Date of Test	2021-05-28
Factor	BBHA 9120D (1GHz~18GHz)	Temp. / Humidity	23.5°C/37%
Polarity	Horizontal	Site / Test Engineer	AC1 / Jay
Test Mode	Transmit by 802.11ax-HE20 at Channel 5580MHz	Test Voltage	AC 120V/60Hz

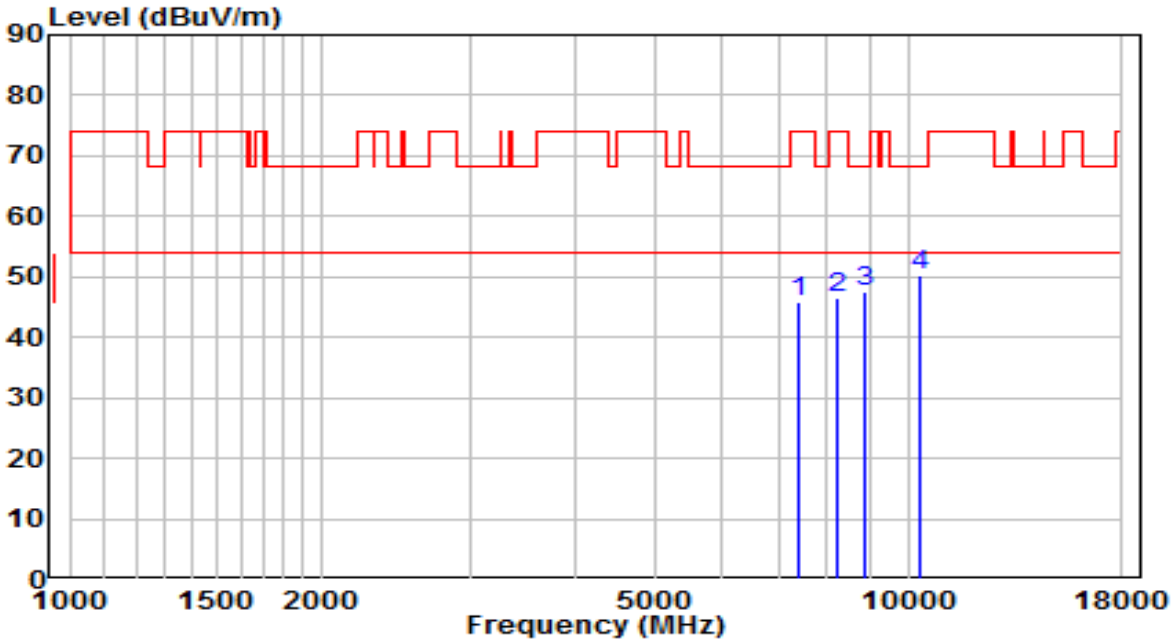

No		Frequency (MHz)	Reading (dBuV)	C.F (dB)	Measurement (dBuV/m)	Margin (dB)	Limit (dBuV/m)	Remark (QP/PK/AV)
1		7409.000	34.36	11.46	45.82	-28.18	74.00	Peak
2		8250.500	34.17	12.49	46.66	-27.34	74.00	Peak
3		8879.500	34.01	13.38	47.40	-20.80	68.20	Peak
4	*	10307.500	33.83	16.41	50.24	-17.96	68.20	Peak

Note:

1. " *", means this data is the worst emission level.
2. C.F (Correction Factor) = Antenna Factor (dB)+ Cable Loss (dB)– Preamplifier(dB).
3. Measurement(dBuV/m) = Reading(dBuV) + C.F (Correction Factor).
4.The emission levels of other frequencies are very lower than the limit and not show in test report.

EUT	AX11000 Tri-Band Wi-Fi 6 Gaming Router	Date of Test	2021-05-28
Factor	BBHA 9120D (1GHz~18GHz)	Temp. / Humidity	23.5°C/37%
Polarity	Vertical	Site / Test Engineer	AC1 / Jay
Test Mode	Transmit by 802.11ax-HE20 at Channel 5580MHz	Test Voltage	AC 120V/60Hz

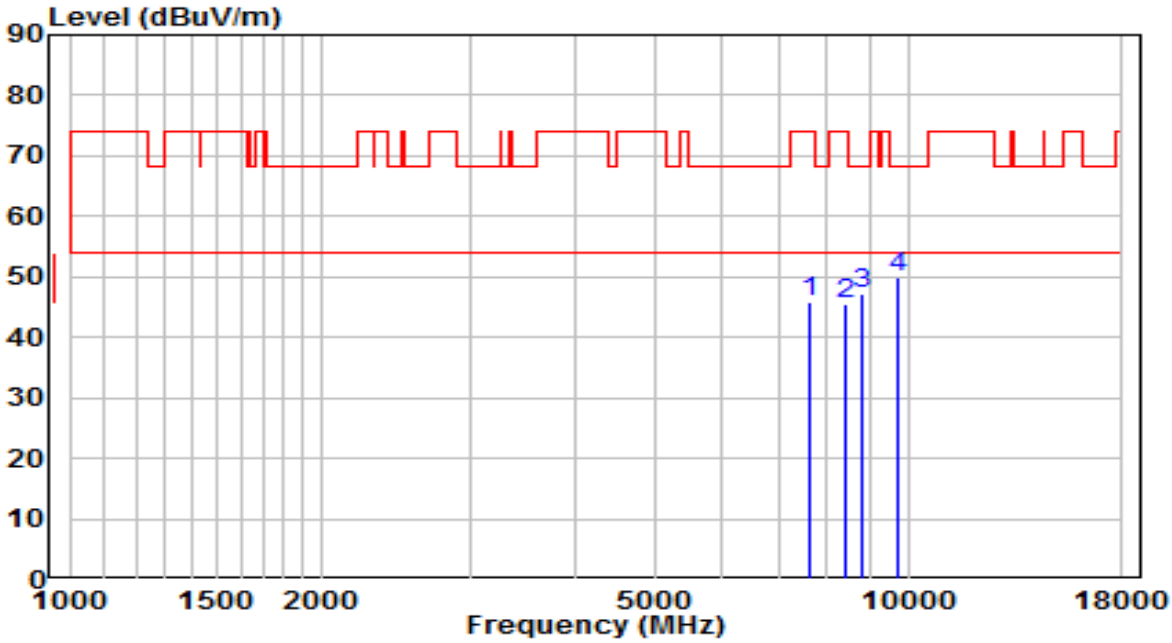

No		Frequency (MHz)	Reading (dBuV)	C.F (dB)	Measurement (dBuV/m)	Margin (dB)	Limit (dBuV/m)	Remark (QP/PK/AV)
1		7647.000	34.06	11.95	46.01	-27.99	74.00	Peak
2		8395.000	33.10	12.47	45.57	-28.43	74.00	Peak
3		8837.000	33.85	13.28	47.14	-21.06	68.20	Peak
4	*	9721.000	35.13	14.84	49.97	-18.23	68.20	Peak

Note:

1. " *", means this data is the worst emission level.
2. C.F (Correction Factor) = Antenna Factor (dB)+ Cable Loss (dB)– Preamplifier(dB).
3. Measurement(dBuV/m) = Reading(dBuV) + C.F (Correction Factor).
4.The emission levels of other frequencies are very lower than the limit and not show in test report.

EUT	AX11000 Tri-Band Wi-Fi 6 Gaming Router	Date of Test	2021-05-28
Factor	BBHA 9120D (1GHz~18GHz)	Temp. / Humidity	23.5°C/37%
Polarity	Horizontal	Site / Test Engineer	AC1 / Jay
Test Mode	Transmit by 802.11ax-HE20 at Channel 5700MHz	Test Voltage	AC 120V/60Hz

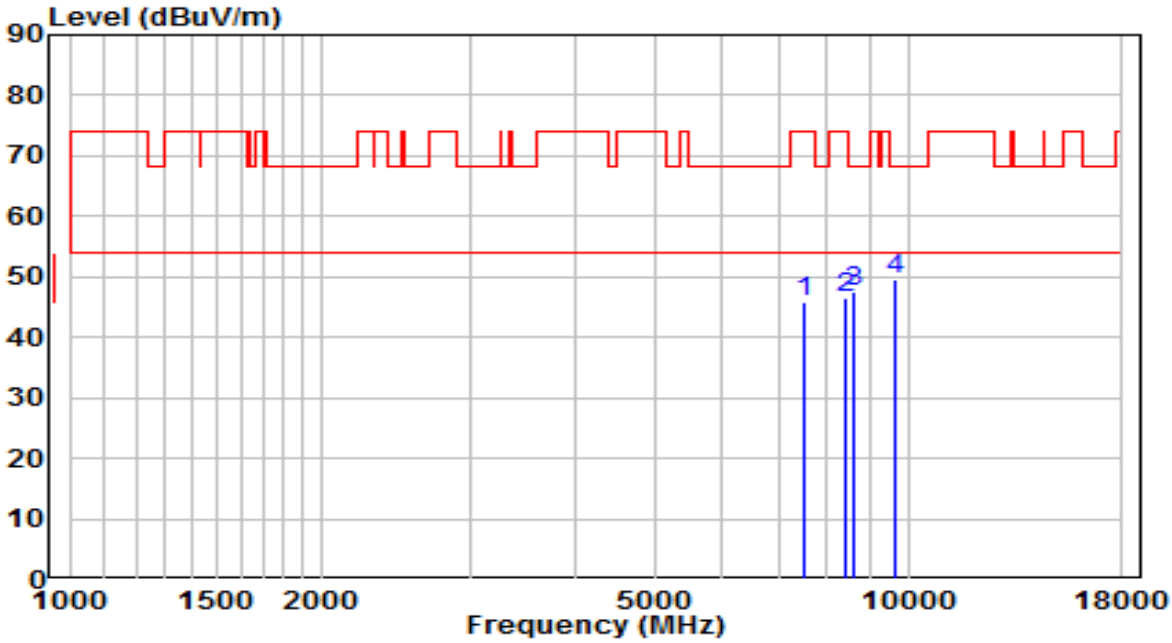

No		Frequency (MHz)	Reading (dBuV)	C.F (dB)	Measurement (dBuV/m)	Margin (dB)	Limit (dBuV/m)	Remark (QP/PK/AV)
1		7528.000	34.25	11.76	46.01	-27.99	74.00	Peak
2		8446.000	34.17	12.46	46.63	-27.37	74.00	Peak
3		8599.000	34.68	12.70	47.38	-20.82	68.20	Peak
4	*	9653.000	34.95	14.71	49.66	-18.54	68.20	Peak

Note:

1. " *", means this data is the worst emission level.
2. C.F (Correction Factor) = Antenna Factor (dB)+ Cable Loss (dB)– Preamplifier(dB).
3. Measurement(dBuV/m) = Reading(dBuV) + C.F (Correction Factor).
4.The emission levels of other frequencies are very lower than the limit and not show in test report.

EUT	AX11000 Tri-Band Wi-Fi 6 Gaming Router	Date of Test	2021-05-28
Factor	BBHA 9120D (1GHz~18GHz)	Temp. / Humidity	23.5°C/37%
Polarity	Vertical	Site / Test Engineer	AC1 / Jay
Test Mode	Transmit by 802.11ax-HE20 at Channel 5700MHz	Test Voltage	AC 120V/60Hz

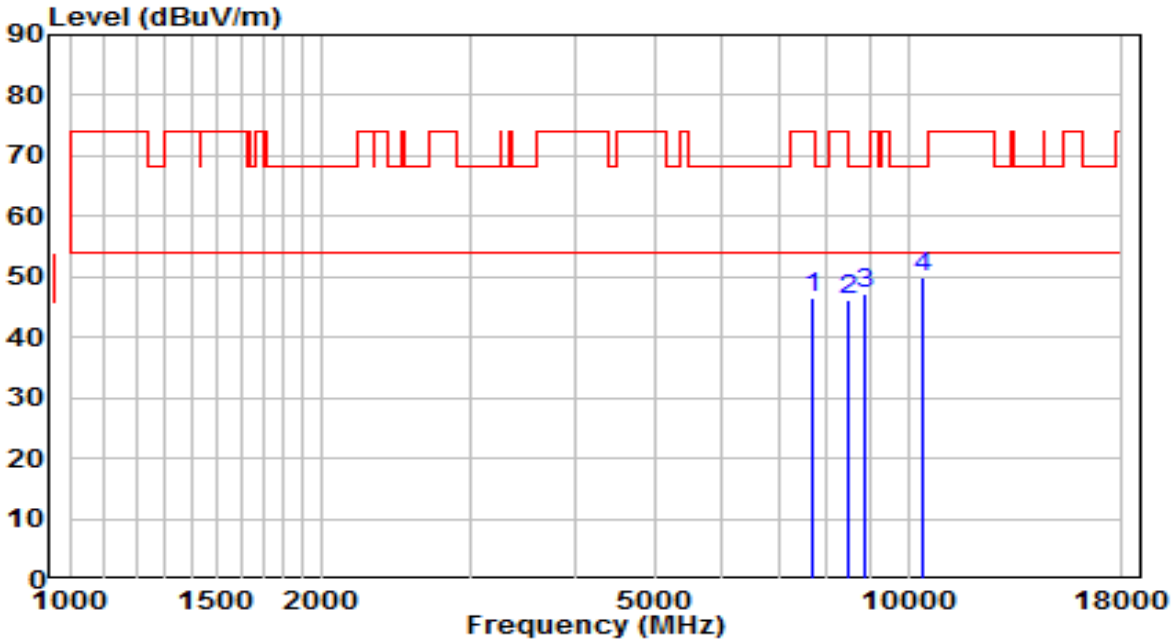

No		Frequency (MHz)	Reading (dBuV)	C.F (dB)	Measurement (dBuV/m)	Margin (dB)	Limit (dBuV/m)	Remark (QP/PK/AV)
1		7698.000	34.63	12.04	46.66	-27.34	74.00	Peak
2		8463.000	33.77	12.46	46.23	-27.77	74.00	Peak
3		8905.000	33.85	13.45	47.29	-20.91	68.20	Peak
4	*	10409.500	33.02	16.76	49.78	-18.42	68.20	Peak

Note:

1. " *", means this data is the worst emission level.
2. C.F (Correction Factor) = Antenna Factor (dB)+ Cable Loss (dB)– Preamplifier(dB).
3. Measurement(dBuV/m) = Reading(dBuV) + C.F (Correction Factor).
4.The emission levels of other frequencies are very lower than the limit and not show in test report.

EUT	AX11000 Tri-Band Wi-Fi 6 Gaming Router	Date of Test	2021-05-28
Factor	BBHA 9120D (1GHz~18GHz)	Temp. / Humidity	23.5°C/37%
Polarity	Horizontal	Site / Test Engineer	AC1 / Jay
Test Mode	Transmit by 802.11ax-HE20 at Channel 5720MHz	Test Voltage	AC 120V/60Hz

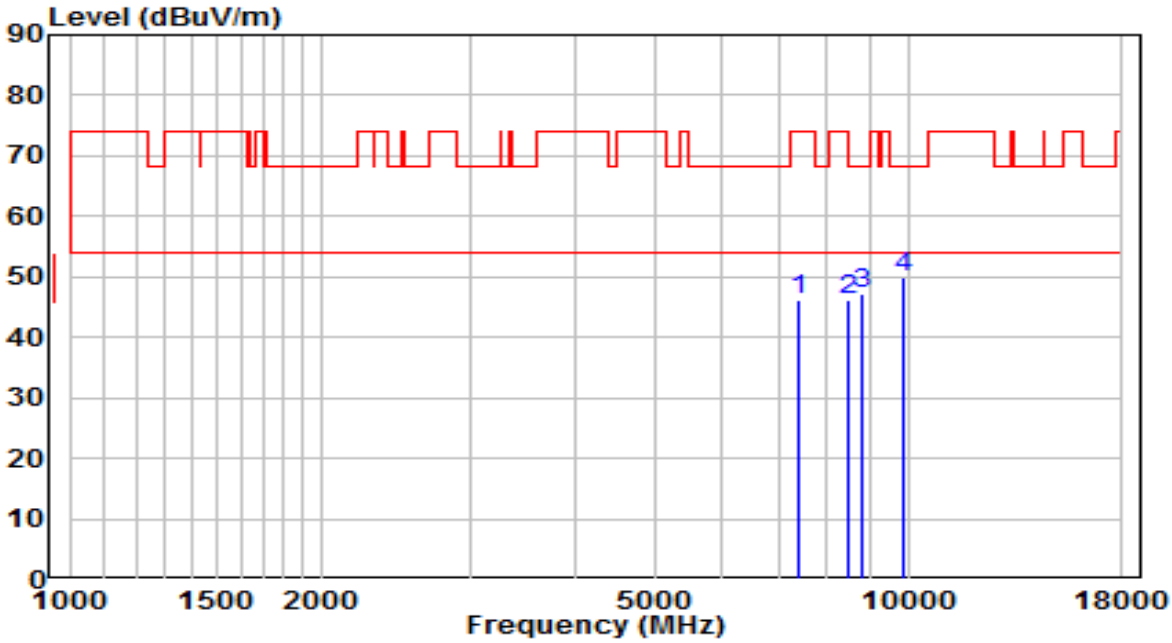

No		Frequency (MHz)	Reading (dBuV)	C.F (dB)	Measurement (dBuV/m)	Margin (dB)	Limit (dBuV/m)	Remark (QP/PK/AV)
1		7383.500	34.66	11.39	46.05	-27.95	74.00	Peak
2		8463.000	33.73	12.46	46.19	-27.81	74.00	Peak
3		8811.500	34.09	13.22	47.31	-20.89	68.20	Peak
4	*	9899.500	34.60	15.17	49.77	-18.43	68.20	Peak

Note:

1. " *", means this data is the worst emission level.
2. C.F (Correction Factor) = Antenna Factor (dB)+ Cable Loss (dB)– Preamplifier(dB).
3. Measurement(dBuV/m) = Reading(dBuV) + C.F (Correction Factor).
4.The emission levels of other frequencies are very lower than the limit and not show in test report.

EUT	AX11000 Tri-Band Wi-Fi 6 Gaming Router	Date of Test	2021-05-28
Factor	BBHA 9120D (1GHz~18GHz)	Temp. / Humidity	23.5°C/37%
Polarity	Vertical	Site / Test Engineer	AC1 / Jay
Test Mode	Transmit by 802.11ax-HE20 at Channel 5720MHz	Test Voltage	AC 120V/60Hz

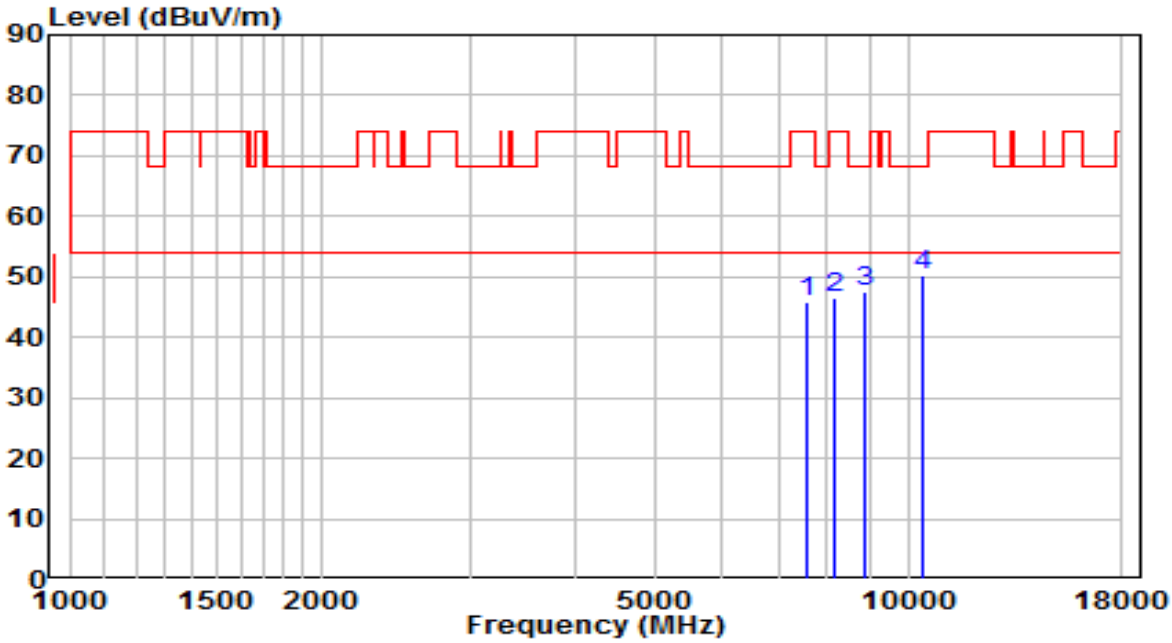

No		Frequency (MHz)	Reading (dBuV)	C.F (dB)	Measurement (dBuV/m)	Margin (dB)	Limit (dBuV/m)	Remark (QP/PK/AV)
1		7596.000	33.99	11.87	45.86	-28.14	74.00	Peak
2		8174.000	33.89	12.50	46.39	-27.61	74.00	Peak
3		8854.000	34.15	13.32	47.47	-20.73	68.20	Peak
4	*	10384.000	33.58	16.67	50.25	-17.95	68.20	Peak

Note:

1. " *", means this data is the worst emission level.
2. C.F (Correction Factor) = Antenna Factor (dB)+ Cable Loss (dB)– Preamplifier(dB).
3. Measurement(dBuV/m) = Reading(dBuV) + C.F (Correction Factor).
4.The emission levels of other frequencies are very lower than the limit and not show in test report.

EUT	AX11000 Tri-Band Wi-Fi 6 Gaming Router	Date of Test	2021-05-28
Factor	BBHA 9120D (1GHz~18GHz)	Temp. / Humidity	23.5°C/37%
Polarity	Horizontal	Site / Test Engineer	AC1 / Jay
Test Mode	Transmit by 802.11ax-HE20 at Channel 5745MHz	Test Voltage	AC 120V/60Hz

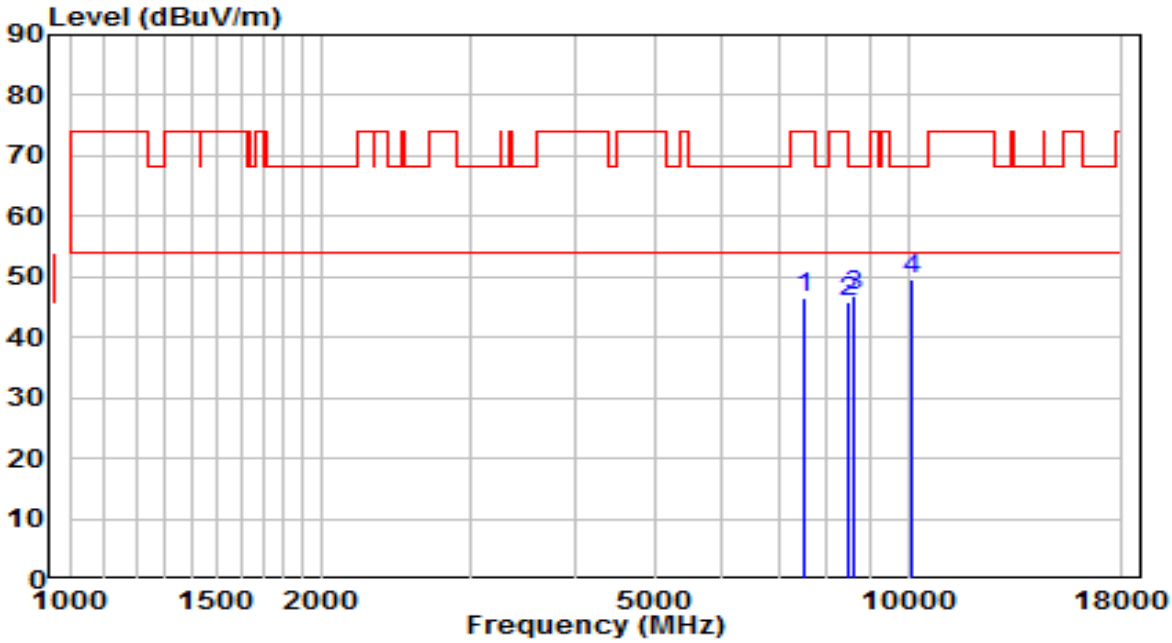

No		Frequency (MHz)	Reading (dBuV)	C.F (dB)	Measurement (dBuV/m)	Margin (dB)	Limit (dBuV/m)	Remark (QP/PK/AV)
1		7519.500	34.70	11.75	46.45	-27.55	74.00	Peak
2		8463.000	33.38	12.46	45.84	-28.16	74.00	Peak
3		8607.500	34.19	12.72	46.91	-21.29	68.20	Peak
4	*	10069.500	33.96	15.60	49.56	-18.64	68.20	Peak

Note:

1. " *", means this data is the worst emission level.
2. C.F (Correction Factor) = Antenna Factor (dB)+ Cable Loss (dB)– Preamplifier(dB).
3. Measurement(dBuV/m) = Reading(dBuV) + C.F (Correction Factor).
4.The emission levels of other frequencies are very lower than the limit and not show in test report.

EUT	AX11000 Tri-Band Wi-Fi 6 Gaming Router	Date of Test	2021-05-28
Factor	BBHA 9120D (1GHz~18GHz)	Temp. / Humidity	23.5°C/37%
Polarity	Vertical	Site / Test Engineer	AC1 / Jay
Test Mode	Transmit by 802.11ax-HE20 at Channel 5745MHz	Test Voltage	AC 120V/60Hz

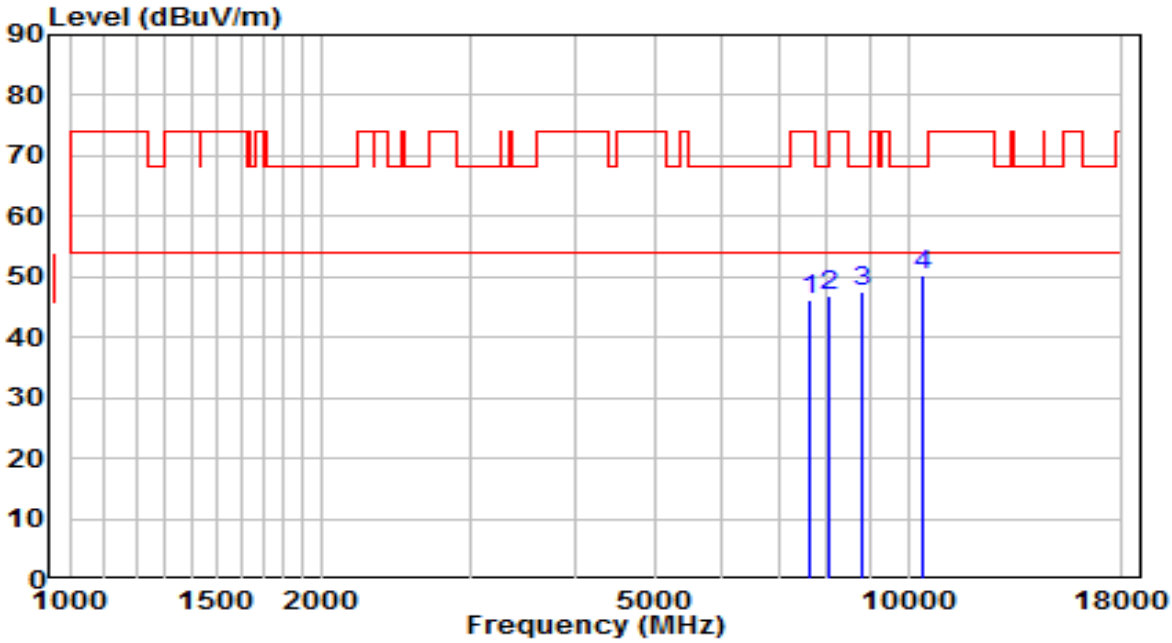

No		Frequency (MHz)	Reading (dBuV)	C.F (dB)	Measurement (dBuV/m)	Margin (dB)	Limit (dBuV/m)	Remark (QP/PK/AV)
1		7647.000	34.09	11.95	46.04	-27.96	74.00	Peak
2		8055.000	34.42	12.52	46.94	-27.06	74.00	Peak
3		8811.500	34.32	13.22	47.54	-20.66	68.20	Peak
4	*	10409.500	33.45	16.76	50.21	-17.99	68.20	Peak

Note:

1. " *", means this data is the worst emission level.
2. C.F (Correction Factor) = Antenna Factor (dB)+ Cable Loss (dB)– Preamplifier(dB).
3. Measurement(dBuV/m) = Reading(dBuV) + C.F (Correction Factor).
4.The emission levels of other frequencies are very lower than the limit and not show in test report.

EUT	AX11000 Tri-Band Wi-Fi 6 Gaming Router	Date of Test	2021-05-28
Factor	BBHA 9120D (1GHz~18GHz)	Temp. / Humidity	23.5°C/37%
Polarity	Horizontal	Site / Test Engineer	AC1 / Jay
Test Mode	Transmit by 802.11ax-HE20 at Channel 5785MHz	Test Voltage	AC 120V/60Hz

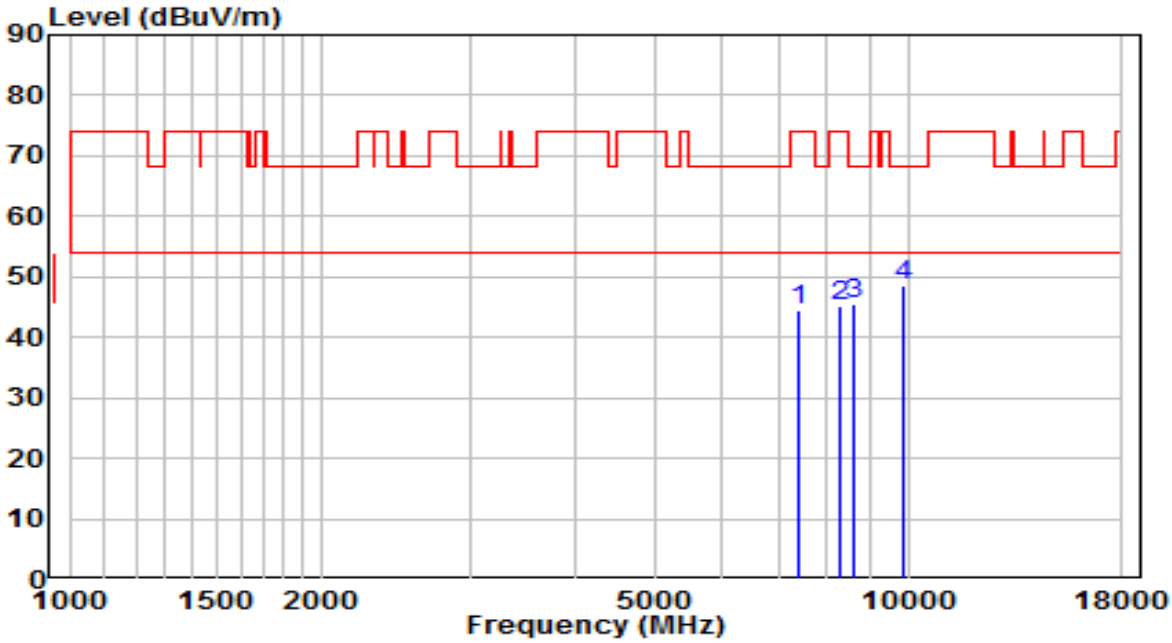

No		Frequency (MHz)	Reading (dBuV)	C.F (dB)	Measurement (dBuV/m)	Margin (dB)	Limit (dBuV/m)	Remark (QP/PK/AV)
1		7383.500	33.14	11.39	44.52	-29.48	74.00	Peak
2		8310.000	32.66	12.48	45.15	-28.85	74.00	Peak
3		8607.500	32.74	12.72	45.46	-22.74	68.20	Peak
4	*	9840.000	33.54	15.06	48.60	-19.60	68.20	Peak

Note:

1. " *", means this data is the worst emission level.
2. C.F (Correction Factor) = Antenna Factor (dB)+ Cable Loss (dB)– Preamplifier(dB).
3. Measurement(dBuV/m) = Reading(dBuV) + C.F (Correction Factor).
4.The emission levels of other frequencies are very lower than the limit and not show in test report.

EUT	AX11000 Tri-Band Wi-Fi 6 Gaming Router	Date of Test	2021-05-28
Factor	BBHA 9120D (1GHz~18GHz)	Temp. / Humidity	23.5°C/37%
Polarity	Vertical	Site / Test Engineer	AC1 / Jay
Test Mode	Transmit by 802.11ax-HE20 at Channel 5785MHz	Test Voltage	AC 120V/60Hz

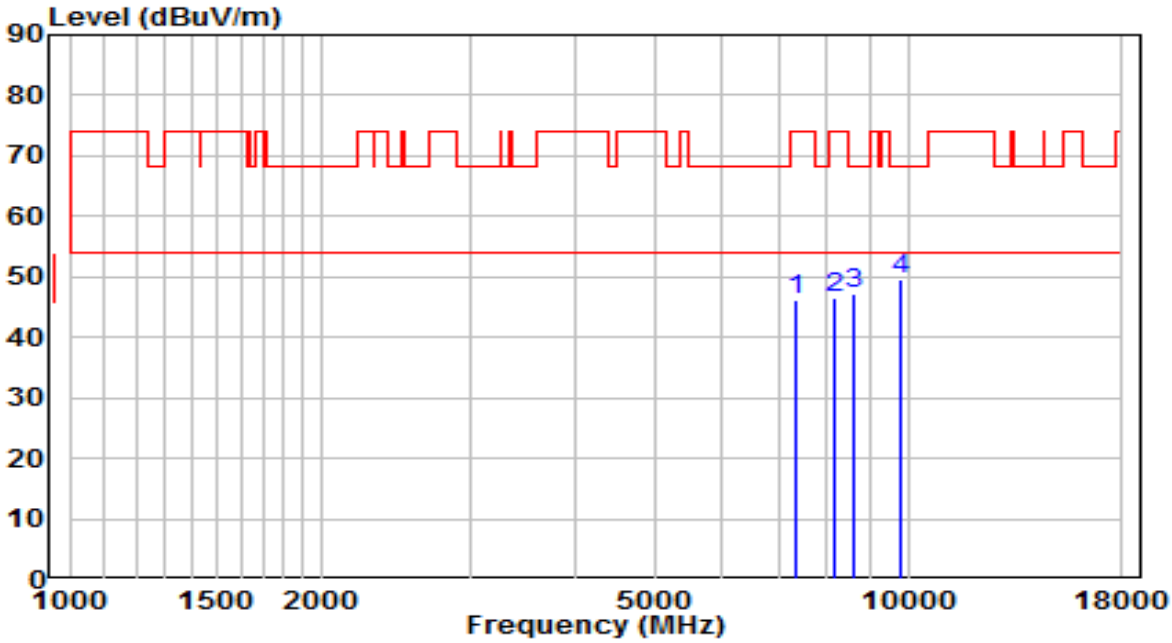

No		Frequency (MHz)	Reading (dBuV)	C.F (dB)	Measurement (dBuV/m)	Margin (dB)	Limit (dBuV/m)	Remark (QP/PK/AV)
1		7358.000	35.00	11.31	46.32	-27.68	74.00	Peak
2		8182.500	34.16	12.50	46.66	-27.34	74.00	Peak
3		8616.000	34.60	12.74	47.34	-20.86	68.20	Peak
4	*	9763.500	34.68	14.92	49.60	-18.60	68.20	Peak

Note:

1. " *", means this data is the worst emission level.
2. C.F (Correction Factor) = Antenna Factor (dB)+ Cable Loss (dB)– Preamplifier(dB).
3. Measurement(dBuV/m) = Reading(dBuV) + C.F (Correction Factor).
4.The emission levels of other frequencies are very lower than the limit and not show in test report.

EUT	AX11000 Tri-Band Wi-Fi 6 Gaming Router	Date of Test	2021-05-28
Factor	BBHA 9120D (1GHz~18GHz)	Temp. / Humidity	23.5°C/37%
Polarity	Horizontal	Site / Test Engineer	AC1 / Jay
Test Mode	Transmit by 802.11ax-HE20 at Channel 5825MHz	Test Voltage	AC 120V/60Hz

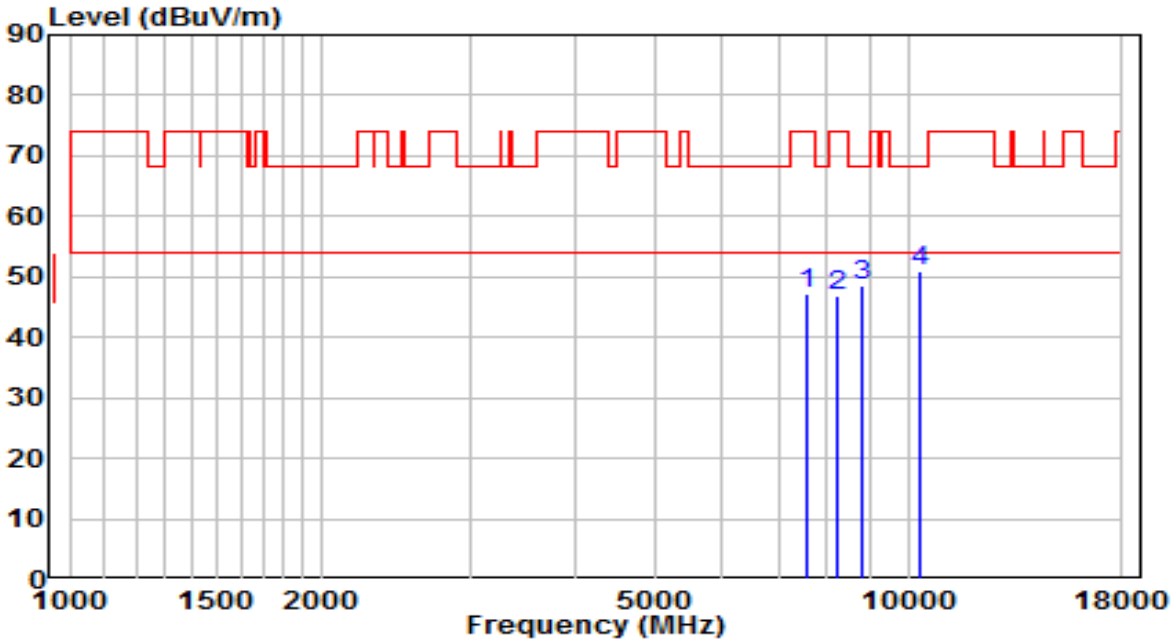

No		Frequency (MHz)	Reading (dBuV)	C.F (dB)	Measurement (dBuV/m)	Margin (dB)	Limit (dBuV/m)	Remark (QP/PK/AV)
1		7579.000	35.26	11.84	47.11	-26.89	74.00	Peak
2		8259.000	34.30	12.49	46.79	-27.21	74.00	Peak
3		8811.500	35.32	13.22	48.53	-19.67	68.20	Peak
4	*	10341.500	34.28	16.53	50.80	-17.40	68.20	Peak

Note:

1. " *", means this data is the worst emission level.
2. C.F (Correction Factor) = Antenna Factor (dB)+ Cable Loss (dB)– Preamplifier(dB).
3. Measurement(dBuV/m) = Reading(dBuV) + C.F (Correction Factor).
4.The emission levels of other frequencies are very lower than the limit and not show in test report.

EUT	AX11000 Tri-Band Wi-Fi 6 Gaming Router	Date of Test	2021-05-28
Factor	BBHA 9120D (1GHz~18GHz)	Temp. / Humidity	23.5°C/37%
Polarity	Vertical	Site / Test Engineer	AC1 / Jay
Test Mode	Transmit by 802.11ax-HE20 at Channel 5825MHz	Test Voltage	AC 120V/60Hz

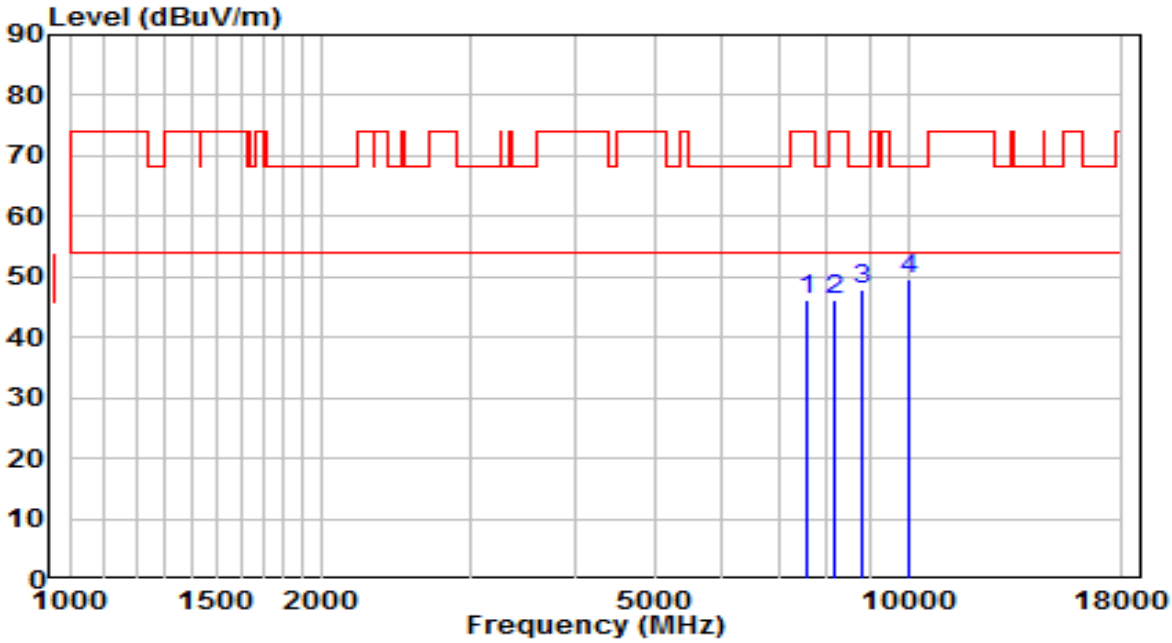

No		Frequency (MHz)	Reading (dBuV)	C.F (dB)	Measurement (dBuV/m)	Margin (dB)	Limit (dBuV/m)	Remark (QP/PK/AV)
1		7570.500	34.41	11.83	46.24	-27.76	74.00	Peak
2		8182.500	33.67	12.50	46.17	-27.83	74.00	Peak
3		8828.500	34.58	13.26	47.84	-20.36	68.20	Peak
4	*	10001.500	34.31	15.37	49.68	-18.52	68.20	Peak

Note:

1. " *", means this data is the worst emission level.
2. C.F (Correction Factor) = Antenna Factor (dB)+ Cable Loss (dB)– Preamplifier(dB).
3. Measurement(dBuV/m) = Reading(dBuV) + C.F (Correction Factor).
4.The emission levels of other frequencies are very lower than the limit and not show in test report.

EUT	AX11000 Tri-Band Wi-Fi 6 Gaming Router	Date of Test	2021-05-28
Factor	BBHA 9120D (1GHz~18GHz)	Temp. / Humidity	23.5°C/37%
Polarity	Horizontal	Site / Test Engineer	AC1 / Jay
Test Mode	Transmit by 802.11ax-HE40 at Channel 5190MHz	Test Voltage	AC 120V/60Hz

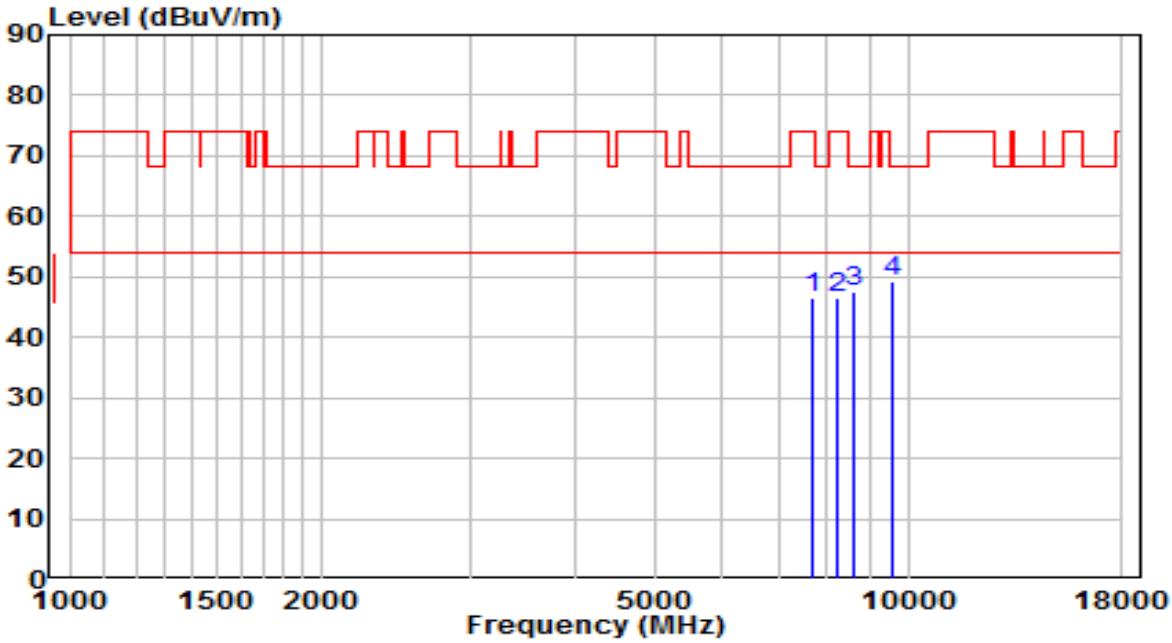

No		Frequency (MHz)	Reading (dBuV)	C.F (dB)	Measurement (dBuV/m)	Margin (dB)	Limit (dBuV/m)	Remark (QP/PK/AV)
1		7672.500	34.56	12.00	46.56	-27.44	74.00	Peak
2		8259.000	34.12	12.49	46.61	-27.39	74.00	Peak
3		8599.000	34.72	12.70	47.42	-20.78	68.20	Peak
4	*	9585.000	34.80	14.58	49.38	-18.82	68.20	Peak

Note:

1. " *", means this data is the worst emission level.
2. C.F (Correction Factor) = Antenna Factor (dB)+ Cable Loss (dB)– Preamplifier(dB).
3. Measurement(dBuV/m) = Reading(dBuV) + C.F (Correction Factor).
4.The emission levels of other frequencies are very lower than the limit and not show in test report.

EUT	AX11000 Tri-Band Wi-Fi 6 Gaming Router	Date of Test	2021-05-28
Factor	BBHA 9120D (1GHz~18GHz)	Temp. / Humidity	23.5°C/37%
Polarity	Vertical	Site / Test Engineer	AC1 / Jay
Test Mode	Transmit by 802.11ax-HE40 at Channel 5190MHz	Test Voltage	AC 120V/60Hz

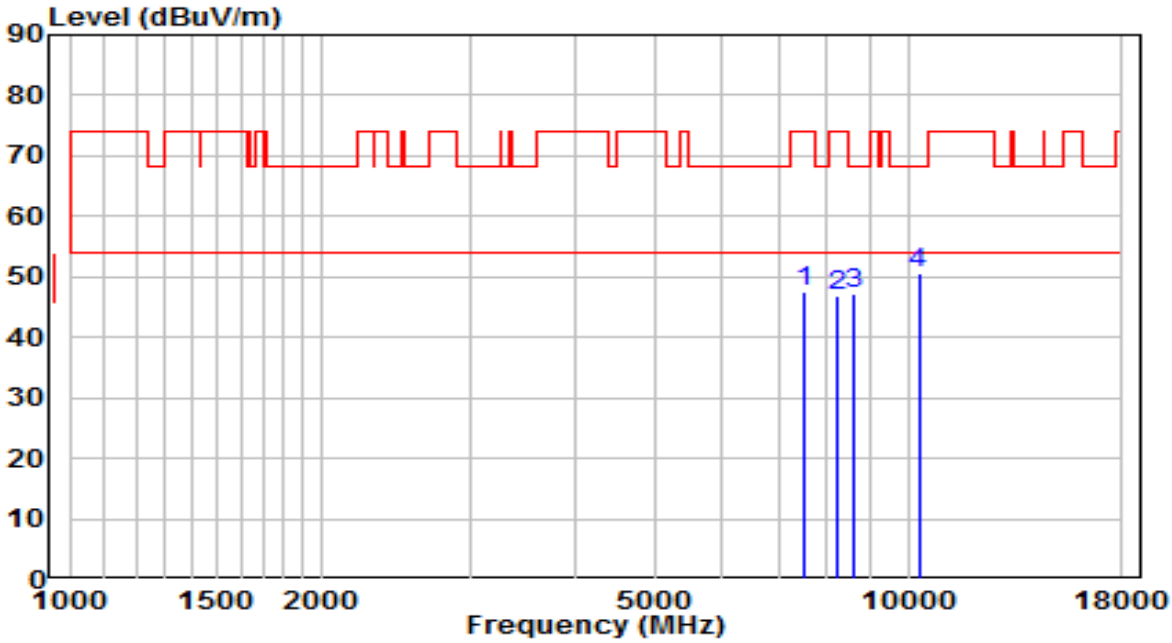

No		Frequency (MHz)	Reading (dBuV)	C.F (dB)	Measurement (dBuV/m)	Margin (dB)	Limit (dBuV/m)	Remark (QP/PK/AV)
1		7519.500	35.78	11.75	47.53	-26.47	74.00	Peak
2		8242.000	34.37	12.49	46.87	-27.13	74.00	Peak
3		8624.500	34.31	12.76	47.07	-21.13	68.20	Peak
4	*	10290.500	34.18	16.35	50.53	-17.67	68.20	Peak

Note:

1. " *", means this data is the worst emission level.
2. C.F (Correction Factor) = Antenna Factor (dB)+ Cable Loss (dB)– Preamplifier(dB).
3. Measurement(dBuV/m) = Reading(dBuV) + C.F (Correction Factor).
4.The emission levels of other frequencies are very lower than the limit and not show in test report.

EUT	AX11000 Tri-Band Wi-Fi 6 Gaming Router	Date of Test	2021-05-28
Factor	BBHA 9120D (1GHz~18GHz)	Temp. / Humidity	23.5°C/37%
Polarity	Horizontal	Site / Test Engineer	AC1 / Jay
Test Mode	Transmit by 802.11ax-HE40 at Channel 5230MHz	Test Voltage	AC 120V/60Hz

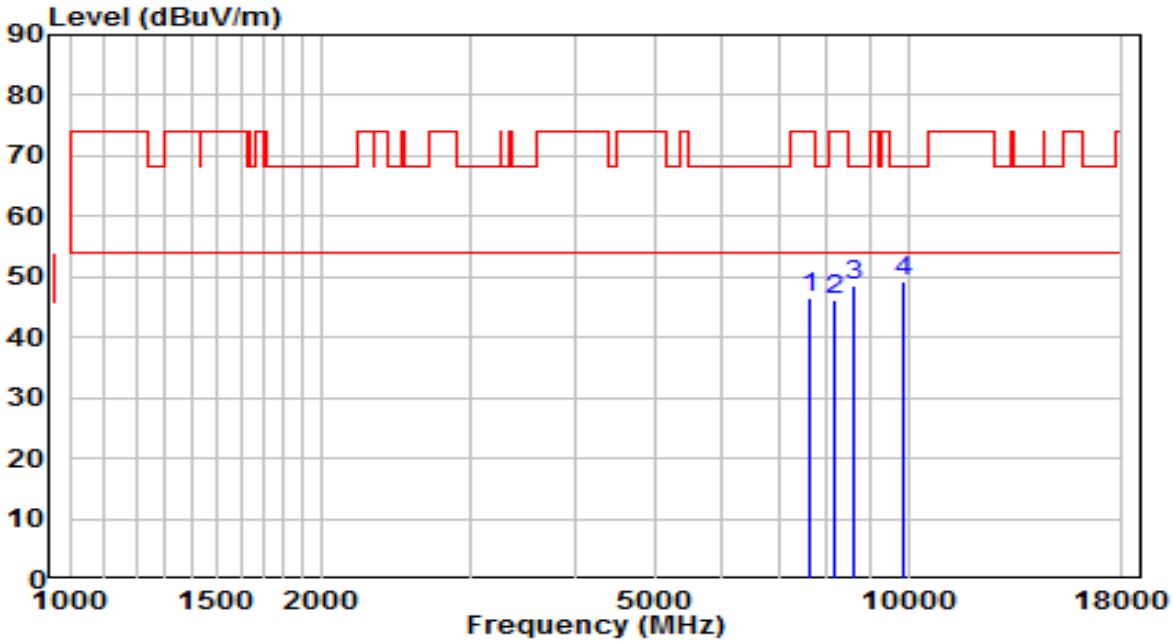

No		Frequency (MHz)	Reading (dBuV)	C.F (dB)	Measurement (dBuV/m)	Margin (dB)	Limit (dBuV/m)	Remark (QP/PK/AV)
1		7613.000	34.52	11.90	46.42	-27.58	74.00	Peak
2		8182.500	33.66	12.50	46.16	-27.84	74.00	Peak
3		8599.000	35.78	12.70	48.48	-19.72	68.20	Peak
4	*	9874.000	34.11	15.12	49.23	-18.97	68.20	Peak

Note:

1. " *", means this data is the worst emission level.
2. C.F (Correction Factor) = Antenna Factor (dB)+ Cable Loss (dB)– Preamplifier(dB).
3. Measurement(dBuV/m) = Reading(dBuV) + C.F (Correction Factor).
4.The emission levels of other frequencies are very lower than the limit and not show in test report.

EUT	AX11000 Tri-Band Wi-Fi 6 Gaming Router	Date of Test	2021-05-28
Factor	BBHA 9120D (1GHz~18GHz)	Temp. / Humidity	23.5°C/37%
Polarity	Vertical	Site / Test Engineer	AC1 / Jay
Test Mode	Transmit by 802.11ax-HE40 at Channel 5230MHz	Test Voltage	AC 120V/60Hz

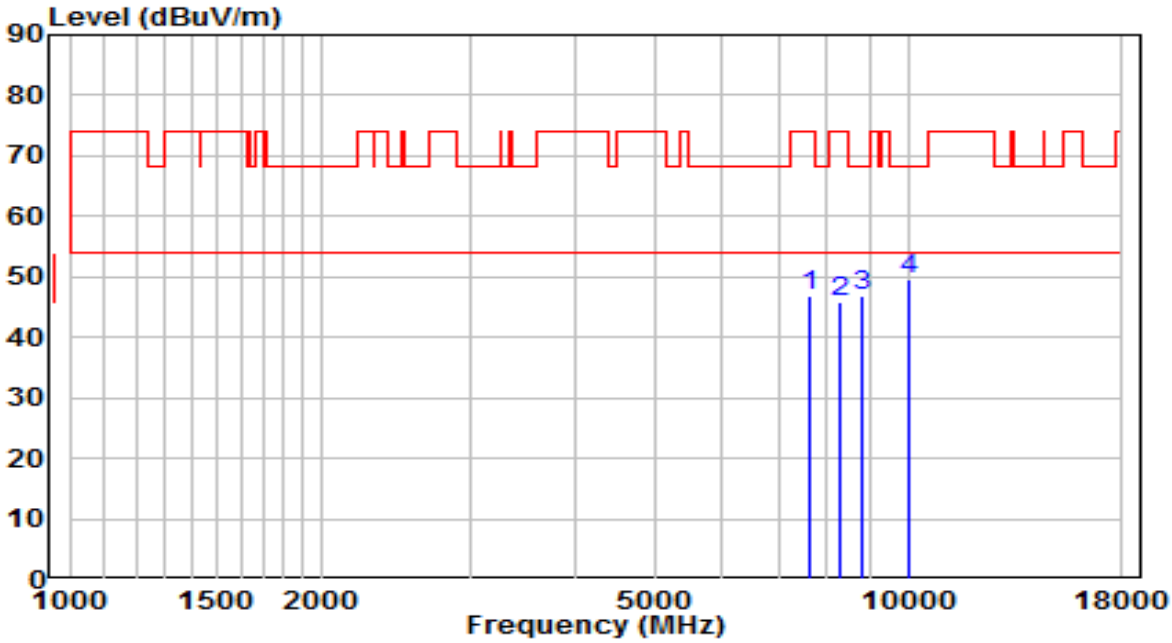

No		Frequency (MHz)	Reading (dBuV)	C.F (dB)	Measurement (dBuV/m)	Margin (dB)	Limit (dBuV/m)	Remark (QP/PK/AV)
1		7621.500	35.06	11.91	46.98	-27.02	74.00	Peak
2		8293.000	33.42	12.49	45.91	-28.09	74.00	Peak
3		8786.000	33.78	13.16	46.94	-21.26	68.20	Peak
4	*	10035.500	34.13	15.48	49.62	-18.58	68.20	Peak

Note:

1. " *", means this data is the worst emission level.
2. C.F (Correction Factor) = Antenna Factor (dB)+ Cable Loss (dB)– Preamplifier(dB).
3. Measurement(dBuV/m) = Reading(dBuV) + C.F (Correction Factor).
4.The emission levels of other frequencies are very lower than the limit and not show in test report.

EUT	AX11000 Tri-Band Wi-Fi 6 Gaming Router	Date of Test	2021-05-28
Factor	BBHA 9120D (1GHz~18GHz)	Temp. / Humidity	23.5°C/37%
Polarity	Horizontal	Site / Test Engineer	AC1 / Jay
Test Mode	Transmit by 802.11ax-HE40 at Channel 5270MHz	Test Voltage	AC 120V/60Hz

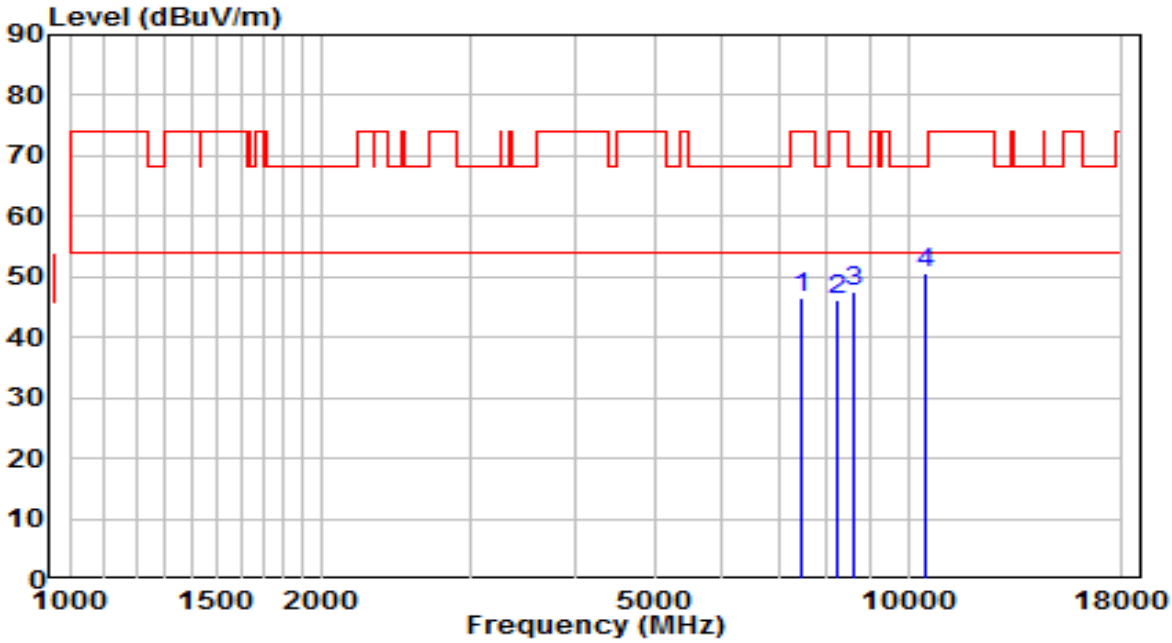

No		Frequency (MHz)	Reading (dBuV)	C.F (dB)	Measurement (dBuV/m)	Margin (dB)	Limit (dBuV/m)	Remark (QP/PK/AV)
1		7451.500	34.80	11.58	46.38	-27.62	74.00	Peak
2		8250.500	33.86	12.49	46.35	-27.65	74.00	Peak
3		8590.500	34.88	12.68	47.56	-20.64	68.20	Peak
4	*	10477.500	33.77	16.99	50.76	-17.44	68.20	Peak

Note:

1. " *", means this data is the worst emission level.
2. C.F (Correction Factor) = Antenna Factor (dB)+ Cable Loss (dB)– Preamplifier(dB).
3. Measurement(dBuV/m) = Reading(dBuV) + C.F (Correction Factor).
4.The emission levels of other frequencies are very lower than the limit and not show in test report.

EUT	AX11000 Tri-Band Wi-Fi 6 Gaming Router	Date of Test	2021-05-28
Factor	BBHA 9120D (1GHz~18GHz)	Temp. / Humidity	23.5°C/37%
Polarity	Vertical	Site / Test Engineer	AC1 / Jay
Test Mode	Transmit by 802.11ax-HE40 at Channel 5270MHz	Test Voltage	AC 120V/60Hz

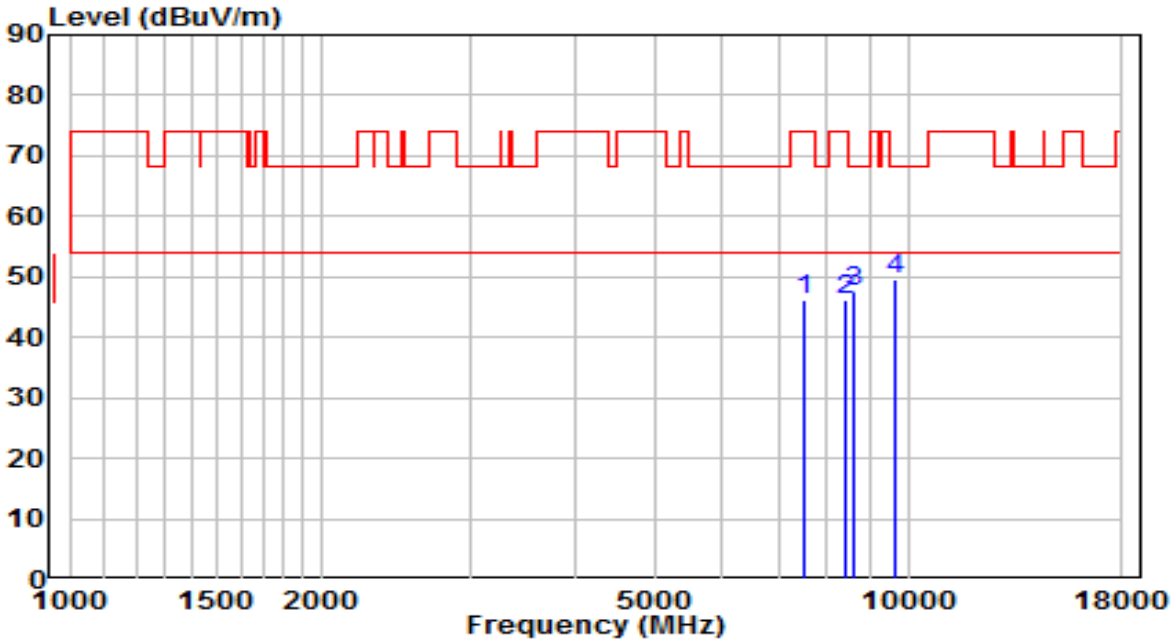

No		Frequency (MHz)	Reading (dBuV)	C.F (dB)	Measurement (dBuV/m)	Margin (dB)	Limit (dBuV/m)	Remark (QP/PK/AV)
1		7519.500	34.29	11.75	46.03	-27.97	74.00	Peak
2		8412.000	33.68	12.47	46.15	-27.85	74.00	Peak
3		8633.000	34.71	12.78	47.49	-20.71	68.20	Peak
4	*	9644.500	34.95	14.69	49.64	-18.56	68.20	Peak

Note:

1. " *", means this data is the worst emission level.
2. C.F (Correction Factor) = Antenna Factor (dB)+ Cable Loss (dB)– Preamplifier(dB).
3. Measurement(dBuV/m) = Reading(dBuV) + C.F (Correction Factor).
4.The emission levels of other frequencies are very lower than the limit and not show in test report.

EUT	AX11000 Tri-Band Wi-Fi 6 Gaming Router	Date of Test	2021-05-28
Factor	BBHA 9120D (1GHz~18GHz)	Temp. / Humidity	23.5°C/37%
Polarity	Horizontal	Site / Test Engineer	AC1 / Jay
Test Mode	Transmit by 802.11ax-HE40 at Channel 5310MHz	Test Voltage	AC 120V/60Hz

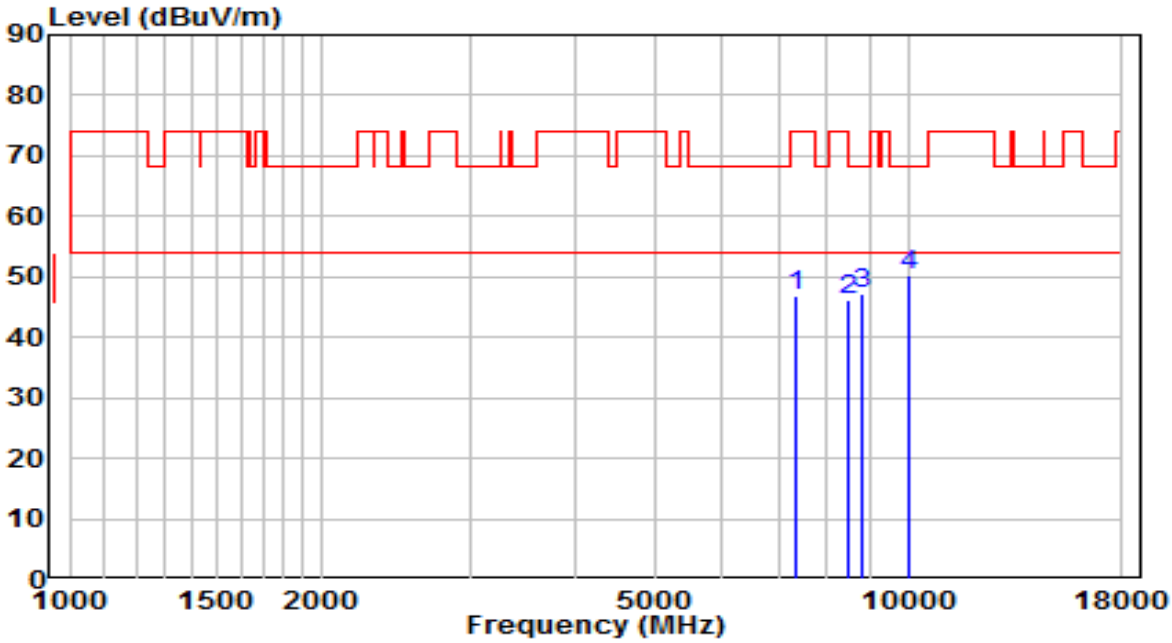

No		Frequency (MHz)	Reading (dBuV)	C.F (dB)	Measurement (dBuV/m)	Margin (dB)	Limit (dBuV/m)	Remark (QP/PK/AV)
1		7366.500	35.38	11.34	46.72	-27.28	74.00	Peak
2		8463.000	33.86	12.46	46.32	-27.68	74.00	Peak
3		8803.000	34.05	13.20	47.25	-20.95	68.20	Peak
4	*	10001.500	35.01	15.37	50.38	-17.82	68.20	Peak

Note:

1. " *", means this data is the worst emission level.
2. C.F (Correction Factor) = Antenna Factor (dB)+ Cable Loss (dB)– Preamplifier(dB).
3. Measurement(dBuV/m) = Reading(dBuV) + C.F (Correction Factor).
4.The emission levels of other frequencies are very lower than the limit and not show in test report.

EUT	AX11000 Tri-Band Wi-Fi 6 Gaming Router	Date of Test	2021-05-28
Factor	BBHA 9120D (1GHz~18GHz)	Temp. / Humidity	23.5°C/37%
Polarity	Vertical	Site / Test Engineer	AC1 / Jay
Test Mode	Transmit by 802.11ax-HE40 at Channel 5310MHz	Test Voltage	AC 120V/60Hz

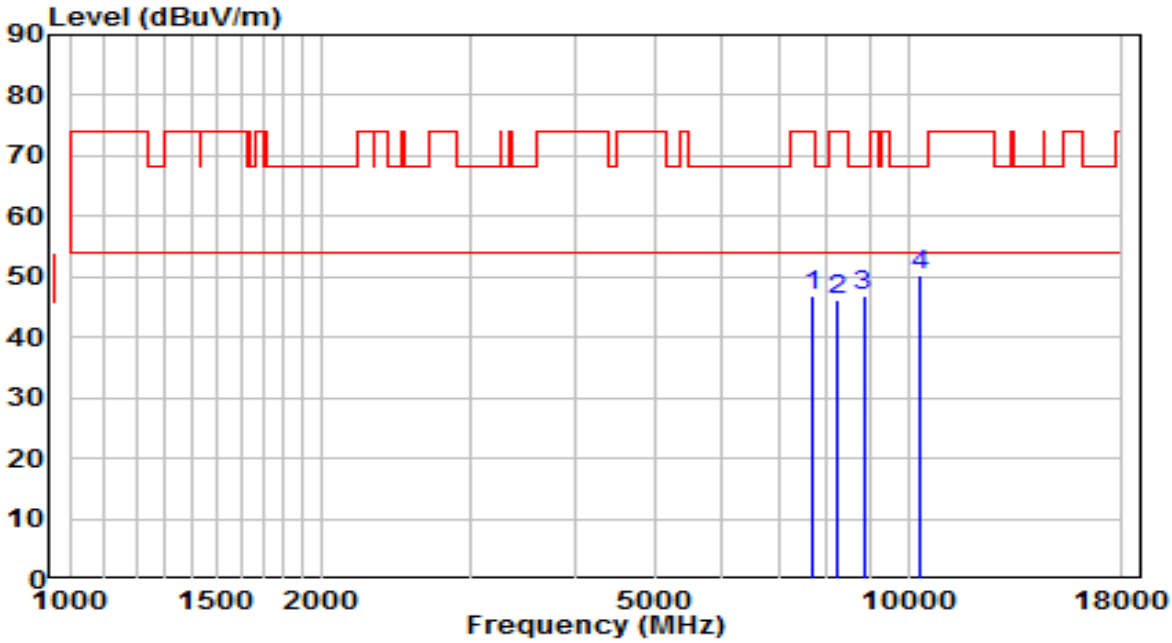

No		Frequency (MHz)	Reading (dBuV)	C.F (dB)	Measurement (dBuV/m)	Margin (dB)	Limit (dBuV/m)	Remark (QP/PK/AV)
1		7664.000	34.90	11.98	46.88	-27.12	74.00	Peak
2		8259.000	33.76	12.49	46.25	-27.75	74.00	Peak
3		8845.500	33.65	13.30	46.95	-21.25	68.20	Peak
4	*	10358.500	33.56	16.59	50.15	-18.05	68.20	Peak

Note:

1. " *", means this data is the worst emission level.
2. C.F (Correction Factor) = Antenna Factor (dB)+ Cable Loss (dB)– Preamplifier(dB).
3. Measurement(dBuV/m) = Reading(dBuV) + C.F (Correction Factor).
4.The emission levels of other frequencies are very lower than the limit and not show in test report.

EUT	AX11000 Tri-Band Wi-Fi 6 Gaming Router	Date of Test	2021-05-28
Factor	BBHA 9120D (1GHz~18GHz)	Temp. / Humidity	23.5°C/37%
Polarity	Horizontal	Site / Test Engineer	AC1 / Jay
Test Mode	Transmit by 802.11ax-HE40 at Channel 5510MHz	Test Voltage	AC 120V/60Hz

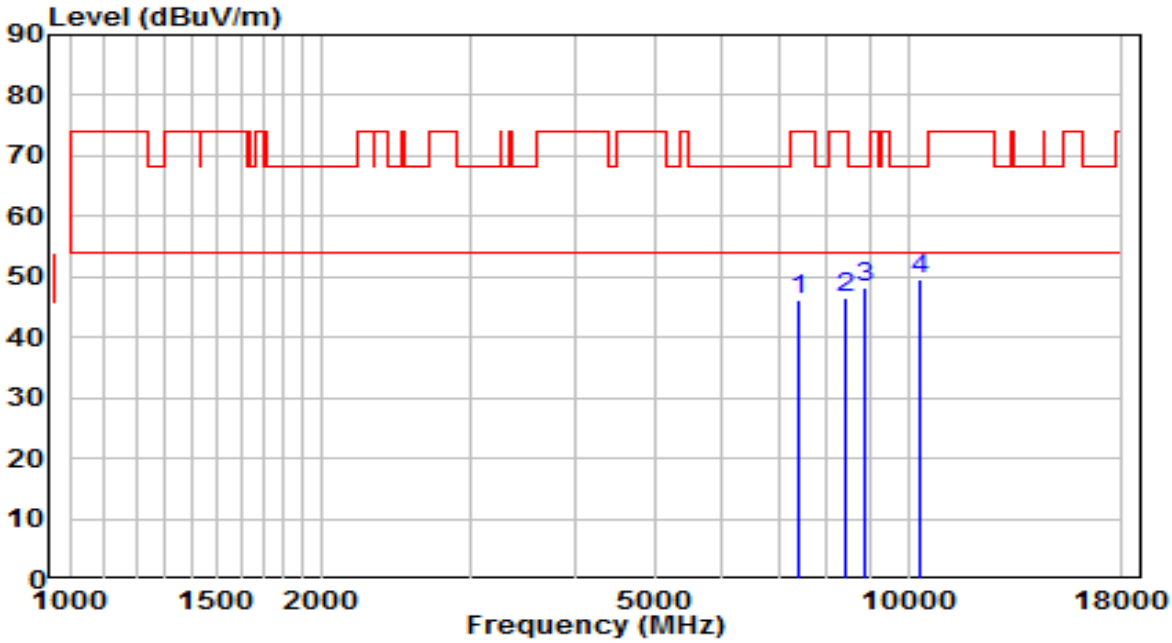

No		Frequency (MHz)	Reading (dBuV)	C.F (dB)	Measurement (dBuV/m)	Margin (dB)	Limit (dBuV/m)	Remark (QP/PK/AV)
1		7426.000	34.54	11.51	46.04	-27.96	74.00	Peak
2		8437.500	33.92	12.46	46.39	-27.61	74.00	Peak
3		8854.000	34.85	13.32	48.17	-20.03	68.20	Peak
4	*	10341.500	32.94	16.53	49.47	-18.73	68.20	Peak

Note:

1. " *", means this data is the worst emission level.
2. C.F (Correction Factor) = Antenna Factor (dB)+ Cable Loss (dB)– Preamplifier(dB).
3. Measurement(dBuV/m) = Reading(dBuV) + C.F (Correction Factor).
4.The emission levels of other frequencies are very lower than the limit and not show in test report.

EUT	AX11000 Tri-Band Wi-Fi 6 Gaming Router	Date of Test	2021-05-28
Factor	BBHA 9120D (1GHz~18GHz)	Temp. / Humidity	23.5°C/37%
Polarity	Vertical	Site / Test Engineer	AC1 / Jay
Test Mode	Transmit by 802.11ax-HE40 at Channel 5510MHz	Test Voltage	AC 120V/60Hz

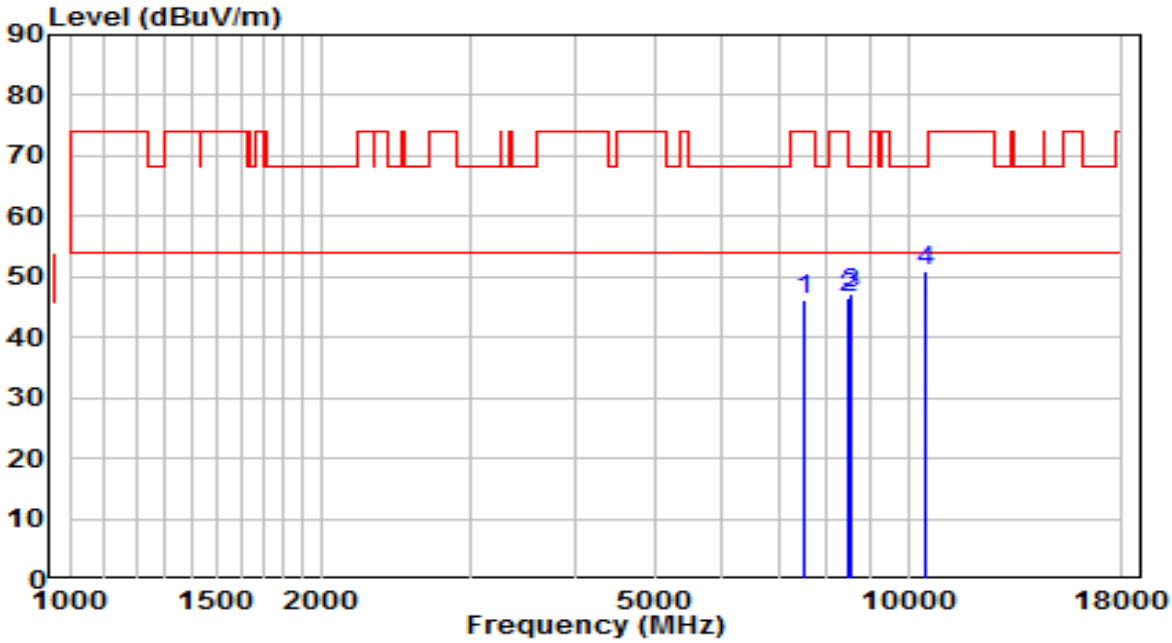

No		Frequency (MHz)	Reading (dBuV)	C.F (dB)	Measurement (dBuV/m)	Margin (dB)	Limit (dBuV/m)	Remark (QP/PK/AV)
1		7494.000	34.52	11.70	46.22	-27.78	74.00	Peak
2		8480.000	34.03	12.46	46.49	-27.51	74.00	Peak
3		8573.500	34.74	12.64	47.37	-20.83	68.20	Peak
4	*	10469.000	33.84	16.96	50.80	-17.40	68.20	Peak

Note:

1. " *", means this data is the worst emission level.
2. C.F (Correction Factor) = Antenna Factor (dB)+ Cable Loss (dB)– Preamplifier(dB).
3. Measurement(dBuV/m) = Reading(dBuV) + C.F (Correction Factor).
4.The emission levels of other frequencies are very lower than the limit and not show in test report.

EUT	AX11000 Tri-Band Wi-Fi 6 Gaming Router	Date of Test	2021-05-28
Factor	BBHA 9120D (1GHz~18GHz)	Temp. / Humidity	23.5°C/37%
Polarity	Horizontal	Site / Test Engineer	AC1 / Jay
Test Mode	Transmit by 802.11ax-HE40 at Channel 5550MHz	Test Voltage	AC 120V/60Hz

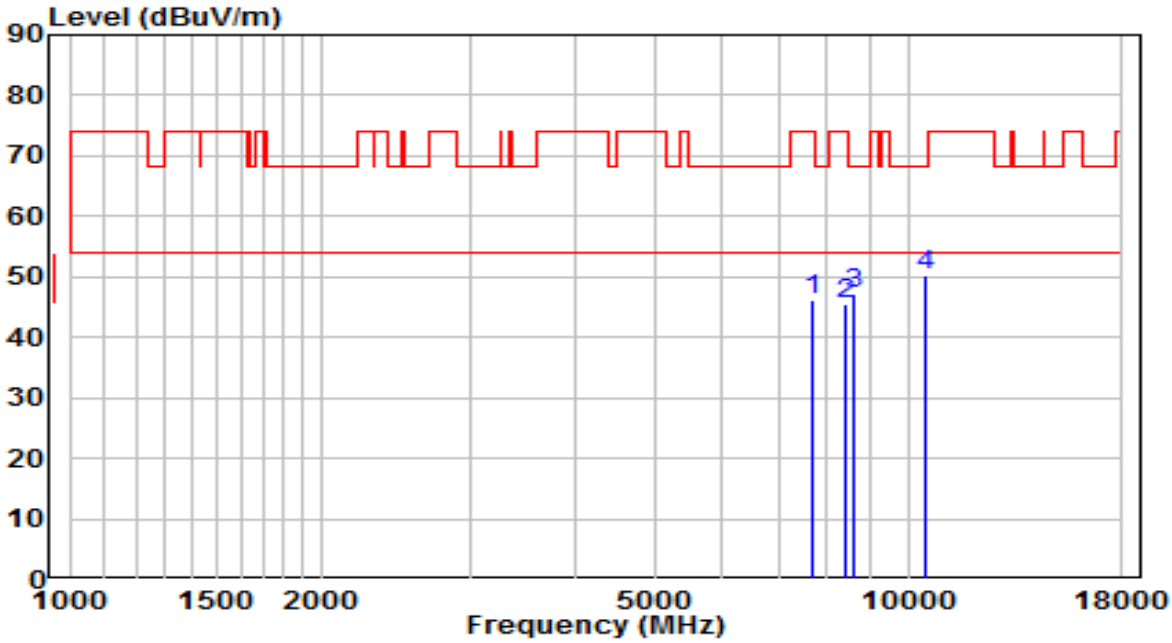

No		Frequency (MHz)	Reading (dBuV)	C.F (dB)	Measurement (dBuV/m)	Margin (dB)	Limit (dBuV/m)	Remark (QP/PK/AV)
1		7664.000	34.23	11.98	46.22	-27.78	74.00	Peak
2		8412.000	33.18	12.47	45.64	-28.36	74.00	Peak
3		8599.000	34.53	12.70	47.23	-20.97	68.20	Peak
4	*	10477.500	33.32	16.99	50.31	-17.89	68.20	Peak

Note:

1. " *", means this data is the worst emission level.
2. C.F (Correction Factor) = Antenna Factor (dB)+ Cable Loss (dB)– Preamplifier(dB).
3. Measurement(dBuV/m) = Reading(dBuV) + C.F (Correction Factor).
4.The emission levels of other frequencies are very lower than the limit and not show in test report.

EUT	AX11000 Tri-Band Wi-Fi 6 Gaming Router	Date of Test	2021-05-28
Factor	BBHA 9120D (1GHz~18GHz)	Temp. / Humidity	23.5°C/37%
Polarity	Vertical	Site / Test Engineer	AC1 / Jay
Test Mode	Transmit by 802.11ax-HE40 at Channel 5550MHz	Test Voltage	AC 120V/60Hz

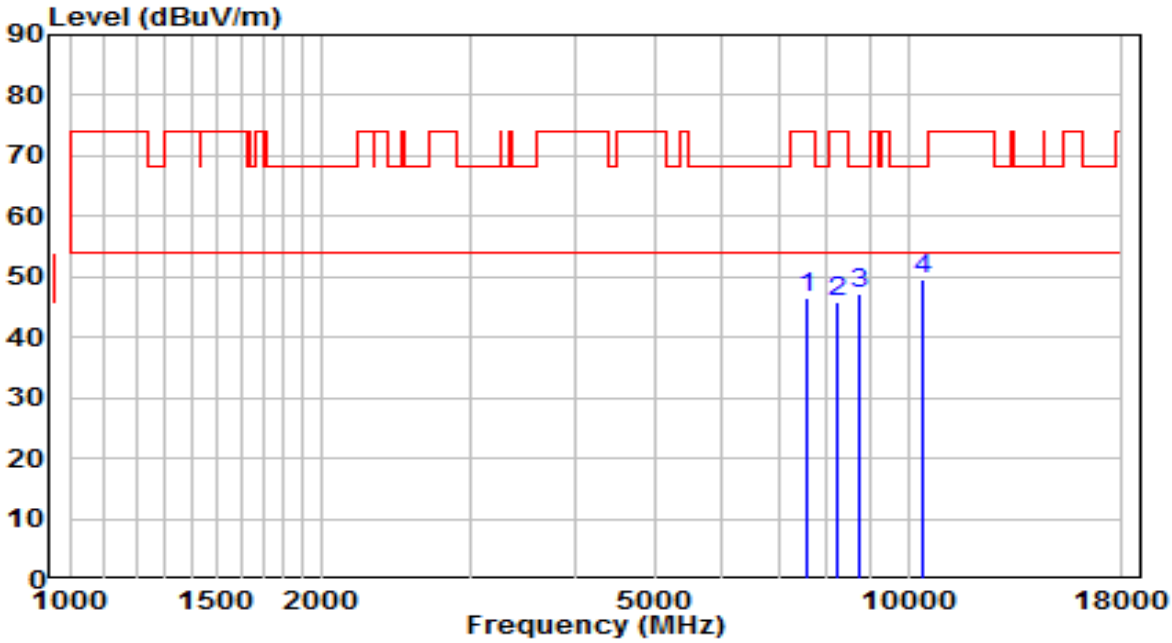

No		Frequency (MHz)	Reading (dBuV)	C.F (dB)	Measurement (dBuV/m)	Margin (dB)	Limit (dBuV/m)	Remark (QP/PK/AV)
1		7570.500	34.82	11.83	46.65	-27.35	74.00	Peak
2		8242.000	33.35	12.49	45.84	-28.16	74.00	Peak
3		8735.000	34.08	13.03	47.11	-21.09	68.20	Peak
4	*	10418.000	32.87	16.79	49.66	-18.54	68.20	Peak

Note:

1. " *", means this data is the worst emission level.
2. C.F (Correction Factor) = Antenna Factor (dB)+ Cable Loss (dB)– Preamplifier(dB).
3. Measurement(dBuV/m) = Reading(dBuV) + C.F (Correction Factor).
4.The emission levels of other frequencies are very lower than the limit and not show in test report.

EUT	AX11000 Tri-Band Wi-Fi 6 Gaming Router	Date of Test	2021-05-28
Factor	BBHA 9120D (1GHz~18GHz)	Temp. / Humidity	23.5°C/37%
Polarity	Horizontal	Site / Test Engineer	AC1 / Jay
Test Mode	Transmit by 802.11ax-HE40 at Channel 5670MHz	Test Voltage	AC 120V/60Hz

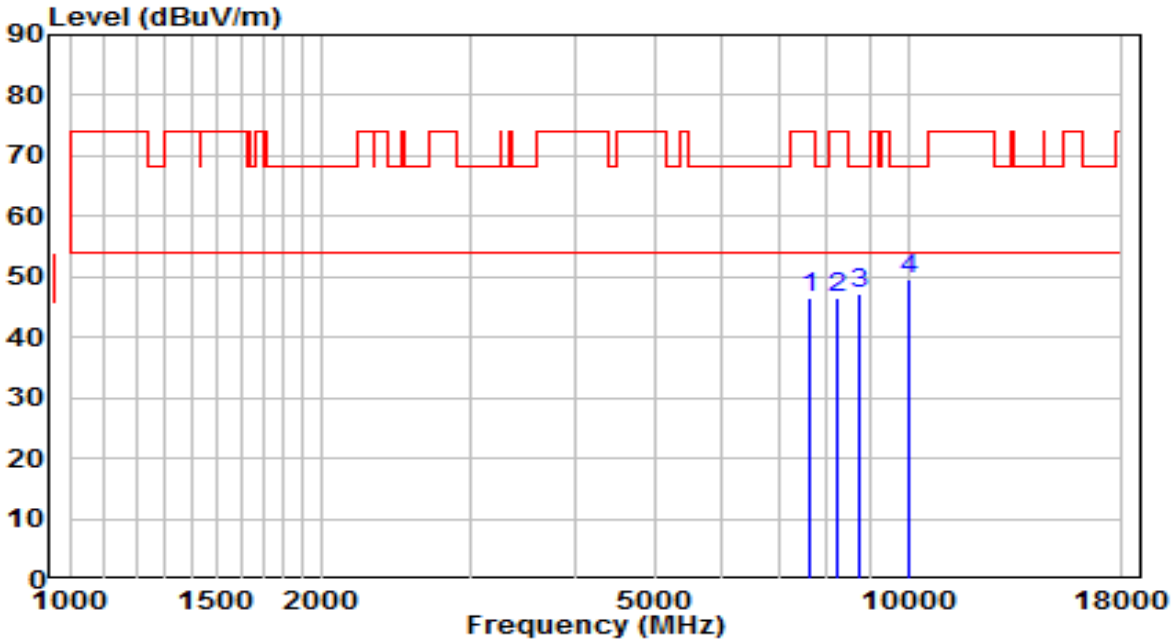

No		Frequency (MHz)	Reading (dBuV)	C.F (dB)	Measurement (dBuV/m)	Margin (dB)	Limit (dBuV/m)	Remark (QP/PK/AV)
1		7647.000	34.48	11.95	46.44	-27.56	74.00	Peak
2		8233.500	34.17	12.49	46.67	-27.33	74.00	Peak
3		8743.500	34.20	13.05	47.25	-20.95	68.20	Peak
4	*	10052.500	34.03	15.54	49.57	-18.63	68.20	Peak

Note:

1. " *", means this data is the worst emission level.
2. C.F (Correction Factor) = Antenna Factor (dB)+ Cable Loss (dB)– Preamplifier(dB).
3. Measurement(dBuV/m) = Reading(dBuV) + C.F (Correction Factor).
4.The emission levels of other frequencies are very lower than the limit and not show in test report.

EUT	AX11000 Tri-Band Wi-Fi 6 Gaming Router	Date of Test	2021-05-28
Factor	BBHA 9120D (1GHz~18GHz)	Temp. / Humidity	23.5°C/37%
Polarity	Vertical	Site / Test Engineer	AC1 / Jay
Test Mode	Transmit by 802.11ax-HE40 at Channel 5670MHz	Test Voltage	AC 120V/60Hz

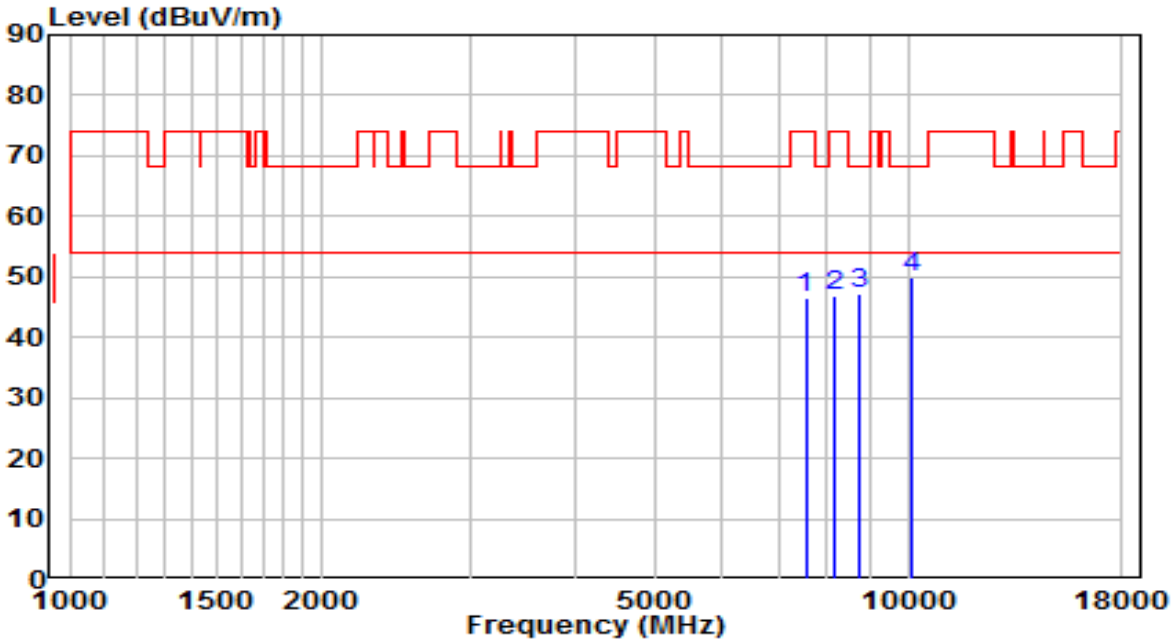

No		Frequency (MHz)	Reading (dBuV)	C.F (dB)	Measurement (dBuV/m)	Margin (dB)	Limit (dBuV/m)	Remark (QP/PK/AV)
1		7545.000	34.81	11.79	46.60	-27.40	74.00	Peak
2		8174.000	34.34	12.50	46.85	-27.15	74.00	Peak
3		8743.500	34.20	13.05	47.25	-20.95	68.20	Peak
4	*	10095.000	34.22	15.68	49.90	-18.30	68.20	Peak

Note:

1. " *", means this data is the worst emission level.
2. C.F (Correction Factor) = Antenna Factor (dB)+ Cable Loss (dB)– Preamplifier(dB).
3. Measurement(dBuV/m) = Reading(dBuV) + C.F (Correction Factor).
4.The emission levels of other frequencies are very lower than the limit and not show in test report.

EUT	AX11000 Tri-Band Wi-Fi 6 Gaming Router	Date of Test	2021-05-28
Factor	BBHA 9120D (1GHz~18GHz)	Temp. / Humidity	23.5°C/37%
Polarity	Horizontal	Site / Test Engineer	AC1 / Jay
Test Mode	Transmit by 802.11ax-HE40 at Channel 5710MHz	Test Voltage	AC 120V/60Hz

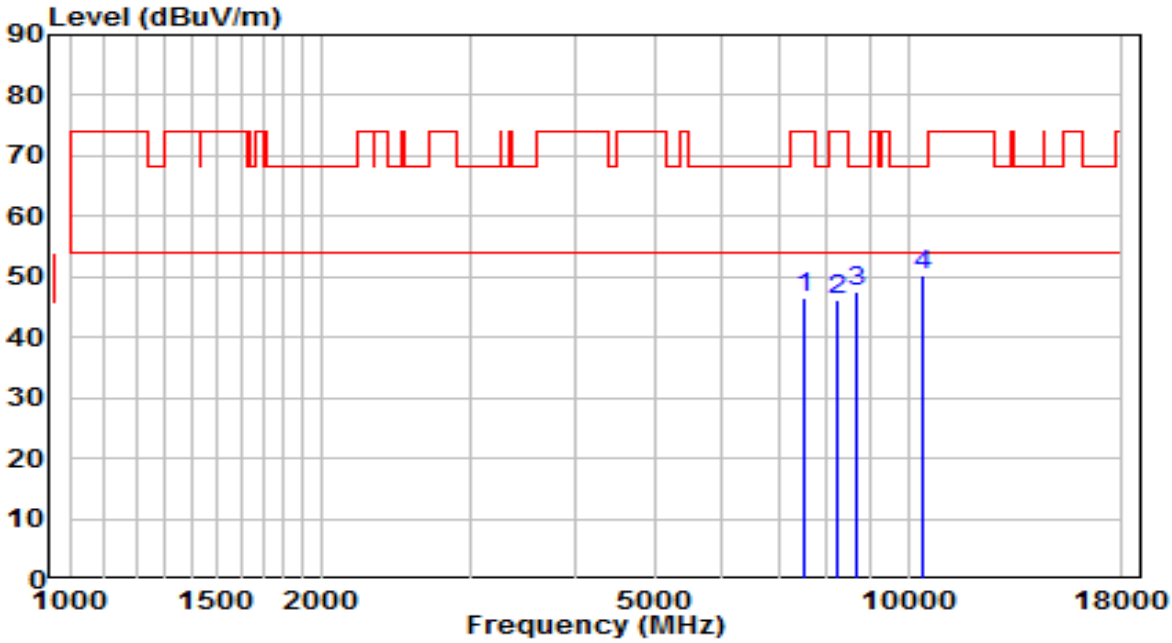

No		Frequency (MHz)	Reading (dBuV)	C.F (dB)	Measurement (dBuV/m)	Margin (dB)	Limit (dBuV/m)	Remark (QP/PK/AV)
1		7536.500	34.71	11.77	46.48	-27.52	74.00	Peak
2		8250.500	33.70	12.49	46.19	-27.81	74.00	Peak
3		8658.500	34.57	12.84	47.41	-20.79	68.20	Peak
4	*	10384.000	33.49	16.67	50.17	-18.03	68.20	Peak

Note:

1. " *", means this data is the worst emission level.
2. C.F (Correction Factor) = Antenna Factor (dB)+ Cable Loss (dB)– Preamplifier(dB).
3. Measurement(dBuV/m) = Reading(dBuV) + C.F (Correction Factor).
4.The emission levels of other frequencies are very lower than the limit and not show in test report.

EUT	AX11000 Tri-Band Wi-Fi 6 Gaming Router	Date of Test	2021-05-28
Factor	BBHA 9120D (1GHz~18GHz)	Temp. / Humidity	23.5°C/37%
Polarity	Vertical	Site / Test Engineer	AC1 / Jay
Test Mode	Transmit by 802.11ax-HE40 at Channel 5710MHz	Test Voltage	AC 120V/60Hz

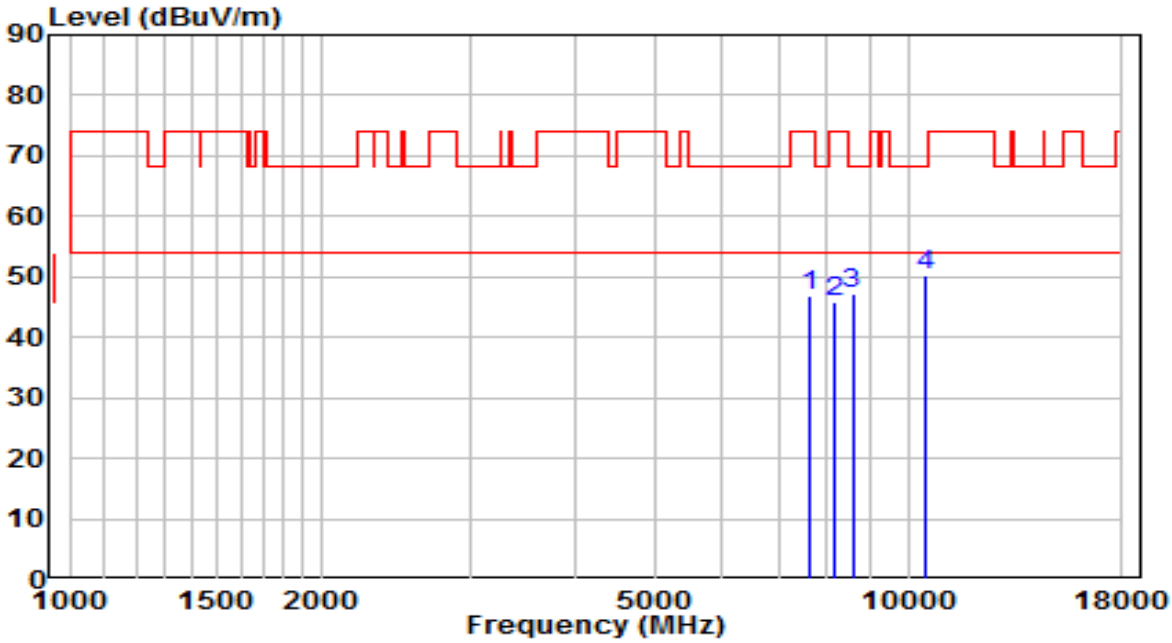

No		Frequency (MHz)	Reading (dBuV)	C.F (dB)	Measurement (dBuV/m)	Margin (dB)	Limit (dBuV/m)	Remark (QP/PK/AV)
1		7647.000	34.94	11.95	46.90	-27.10	74.00	Peak
2		8174.000	33.25	12.50	45.75	-28.25	74.00	Peak
3		8582.000	34.54	12.66	47.19	-21.01	68.20	Peak
4	*	10477.500	33.19	16.99	50.18	-18.02	68.20	Peak

Note:

1. " *", means this data is the worst emission level.
2. C.F (Correction Factor) = Antenna Factor (dB)+ Cable Loss (dB)– Preamplifier(dB).
3. Measurement(dBuV/m) = Reading(dBuV) + C.F (Correction Factor).
4.The emission levels of other frequencies are very lower than the limit and not show in test report.

EUT	AX11000 Tri-Band Wi-Fi 6 Gaming Router	Date of Test	2021-05-28
Factor	BBHA 9120D (1GHz~18GHz)	Temp. / Humidity	23.5°C/37%
Polarity	Horizontal	Site / Test Engineer	AC1 / Jay
Test Mode	Transmit by 802.11ax-HE40 at Channel 5755MHz	Test Voltage	AC 120V/60Hz

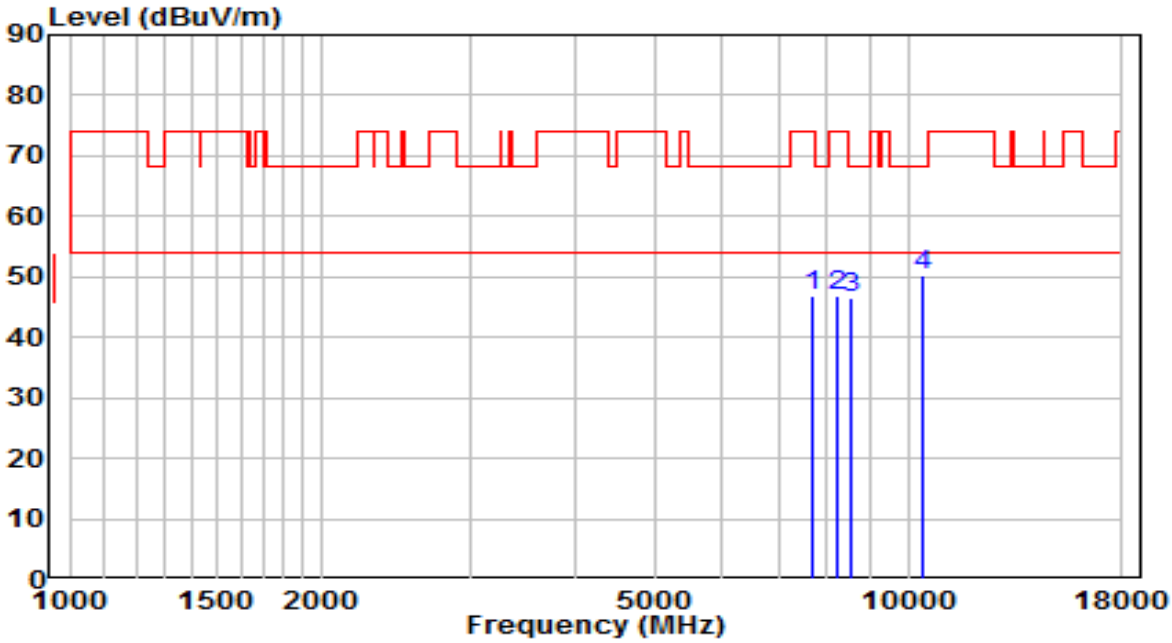

No		Frequency (MHz)	Reading (dBuV)	C.F (dB)	Measurement (dBuV/m)	Margin (dB)	Limit (dBuV/m)	Remark (QP/PK/AV)
1		7664.000	34.85	11.98	46.84	-27.16	74.00	Peak
2		8250.500	34.52	12.49	47.01	-26.99	74.00	Peak
3		8548.000	34.11	12.57	46.68	-21.52	68.20	Peak
4	*	10384.000	33.60	16.67	50.27	-17.93	68.20	Peak

Note:

1. " *", means this data is the worst emission level.
2. C.F (Correction Factor) = Antenna Factor (dB)+ Cable Loss (dB)– Preamplifier(dB).
3. Measurement(dBuV/m) = Reading(dBuV) + C.F (Correction Factor).
4.The emission levels of other frequencies are very lower than the limit and not show in test report.

EUT	AX11000 Tri-Band Wi-Fi 6 Gaming Router	Date of Test	2021-05-28
Factor	BBHA 9120D (1GHz~18GHz)	Temp. / Humidity	23.5°C/37%
Polarity	Vertical	Site / Test Engineer	AC1 / Jay
Test Mode	Transmit by 802.11ax-HE40 at Channel 5755MHz	Test Voltage	AC 120V/60Hz

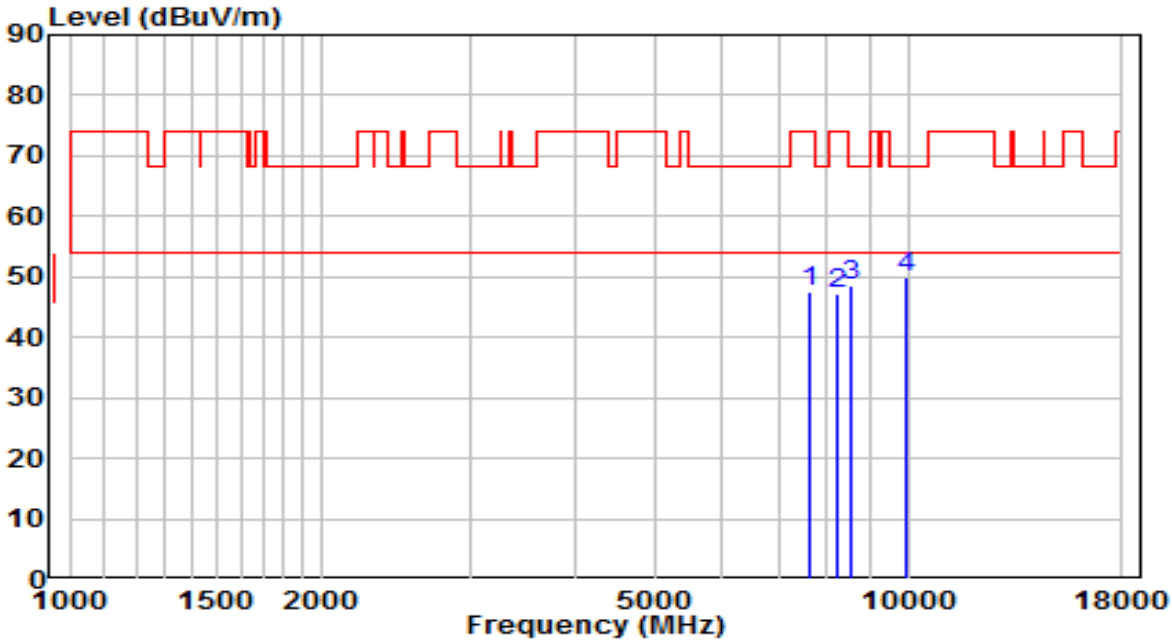

No		Frequency (MHz)	Reading (dBuV)	C.F (dB)	Measurement (dBuV/m)	Margin (dB)	Limit (dBuV/m)	Remark (QP/PK/AV)
1		7638.500	35.72	11.94	47.66	-26.34	74.00	Peak
2		8259.000	34.59	12.49	47.08	-26.92	74.00	Peak
3		8531.000	35.97	12.53	48.50	-19.70	68.20	Peak
4	*	9967.500	34.53	15.30	49.83	-18.37	68.20	Peak

Note:

1. " *", means this data is the worst emission level.
2. C.F (Correction Factor) = Antenna Factor (dB)+ Cable Loss (dB)– Preamplifier(dB).
3. Measurement(dBuV/m) = Reading(dBuV) + C.F (Correction Factor).
4.The emission levels of other frequencies are very lower than the limit and not show in test report.

EUT	AX11000 Tri-Band Wi-Fi 6 Gaming Router	Date of Test	2021-05-28
Factor	BBHA 9120D (1GHz~18GHz)	Temp. / Humidity	23.5°C/37%
Polarity	Horizontal	Site / Test Engineer	AC1 / Jay
Test Mode	Transmit by 802.11ax-HE40 at Channel 5795MHz	Test Voltage	AC 120V/60Hz

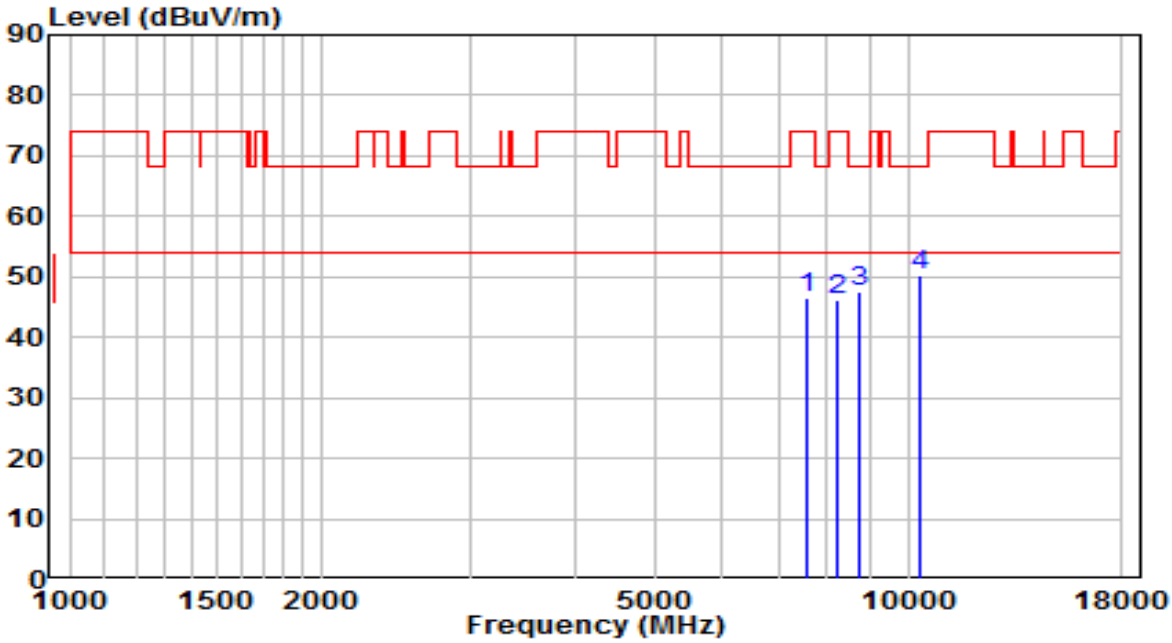

No		Frequency (MHz)	Reading (dBuV)	C.F (dB)	Measurement (dBuV/m)	Margin (dB)	Limit (dBuV/m)	Remark (QP/PK/AV)
1		7562.000	34.77	11.82	46.59	-27.41	74.00	Peak
2		8242.000	33.83	12.49	46.32	-27.68	74.00	Peak
3		8769.000	34.36	13.11	47.48	-20.72	68.20	Peak
4	*	10333.000	33.73	16.50	50.23	-17.97	68.20	Peak

Note:

1. " *", means this data is the worst emission level.
2. C.F (Correction Factor) = Antenna Factor (dB)+ Cable Loss (dB)– Preamplifier(dB).
3. Measurement(dBuV/m) = Reading(dBuV) + C.F (Correction Factor).
4.The emission levels of other frequencies are very lower than the limit and not show in test report.

EUT	AX11000 Tri-Band Wi-Fi 6 Gaming Router	Date of Test	2021-05-28
Factor	BBHA 9120D (1GHz~18GHz)	Temp. / Humidity	23.5°C/37%
Polarity	Vertical	Site / Test Engineer	AC1 / Jay
Test Mode	Transmit by 802.11ax-HE40 at Channel 5795MHz	Test Voltage	AC 120V/60Hz

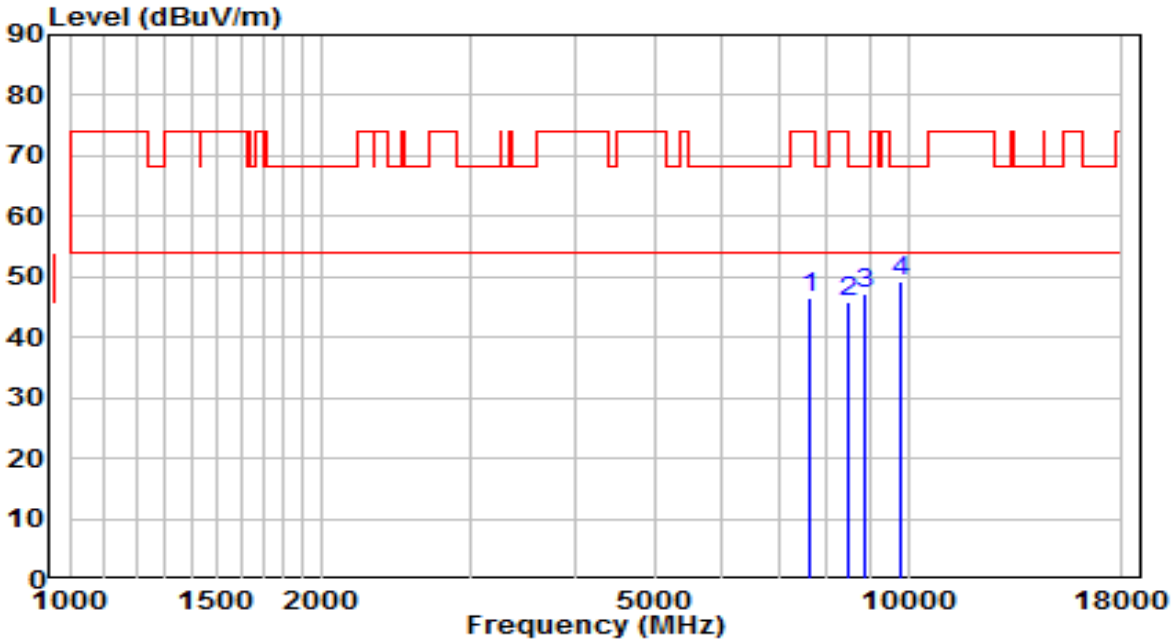

No		Frequency (MHz)	Reading (dBuV)	C.F (dB)	Measurement (dBuV/m)	Margin (dB)	Limit (dBuV/m)	Remark (QP/PK/AV)
1		7655.500	34.53	11.97	46.50	-27.50	74.00	Peak
2		8463.000	33.38	12.46	45.84	-28.16	74.00	Peak
3		8854.000	34.04	13.32	47.36	-20.84	68.20	Peak
4	*	9789.000	34.36	14.96	49.32	-18.88	68.20	Peak

Note:

1. " *", means this data is the worst emission level.
2. C.F (Correction Factor) = Antenna Factor (dB)+ Cable Loss (dB)– Preamplifier(dB).
3. Measurement(dBuV/m) = Reading(dBuV) + C.F (Correction Factor).
4.The emission levels of other frequencies are very lower than the limit and not show in test report.

EUT	AX11000 Tri-Band Wi-Fi 6 Gaming Router	Date of Test	2021-05-28
Factor	BBHA 9120D (1GHz~18GHz)	Temp. / Humidity	23.5°C/37%
Polarity	Horizontal	Site / Test Engineer	AC1 / Jay
Test Mode	Transmit by 802.11ax-HE80 at Channel 5210MHz	Test Voltage	AC 120V/60Hz

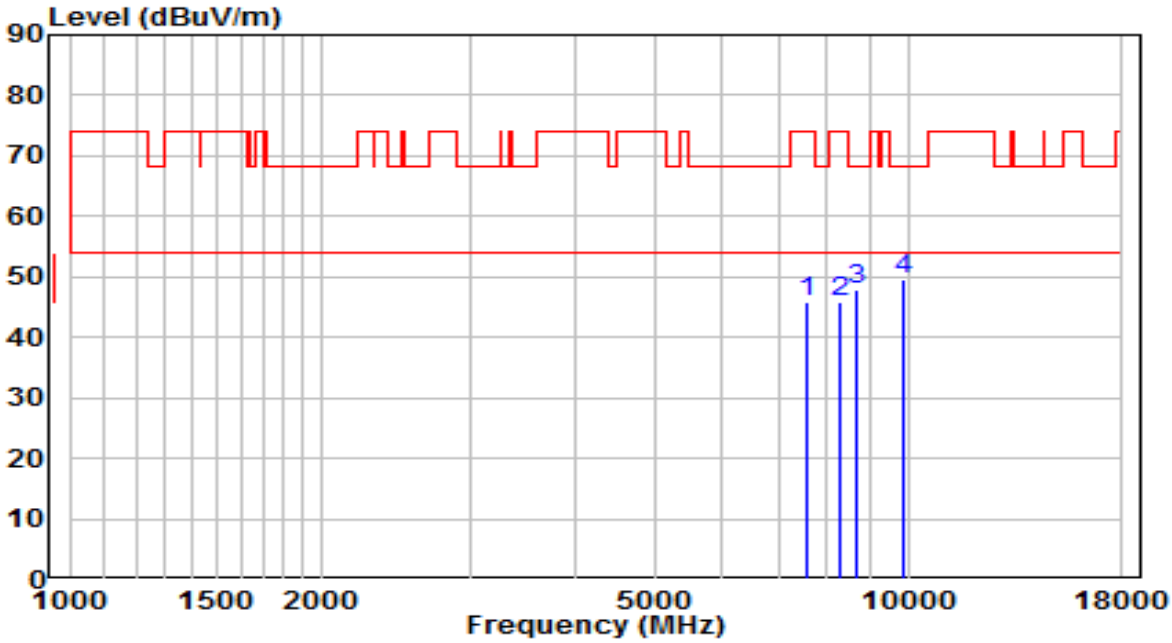

No		Frequency (MHz)	Reading (dBuV)	C.F (dB)	Measurement (dBuV/m)	Margin (dB)	Limit (dBuV/m)	Remark (QP/PK/AV)
1		7579.000	33.97	11.84	45.82	-28.18	74.00	Peak
2		8318.500	33.31	12.48	45.79	-28.21	74.00	Peak
3		8650.000	35.14	12.82	47.97	-20.23	68.20	Peak
4	*	9874.000	34.38	15.12	49.50	-18.70	68.20	Peak

Note:

1. " *", means this data is the worst emission level.
2. C.F (Correction Factor) = Antenna Factor (dB)+ Cable Loss (dB)– Preamplifier(dB).
3. Measurement(dBuV/m) = Reading(dBuV) + C.F (Correction Factor).
4.The emission levels of other frequencies are very lower than the limit and not show in test report.

EUT	AX11000 Tri-Band Wi-Fi 6 Gaming Router	Date of Test	2021-05-28
Factor	BBHA 9120D (1GHz~18GHz)	Temp. / Humidity	23.5°C/37%
Polarity	Vertical	Site / Test Engineer	AC1 / Jay
Test Mode	Transmit by 802.11ax-HE80 at Channel 5210MHz	Test Voltage	AC 120V/60Hz

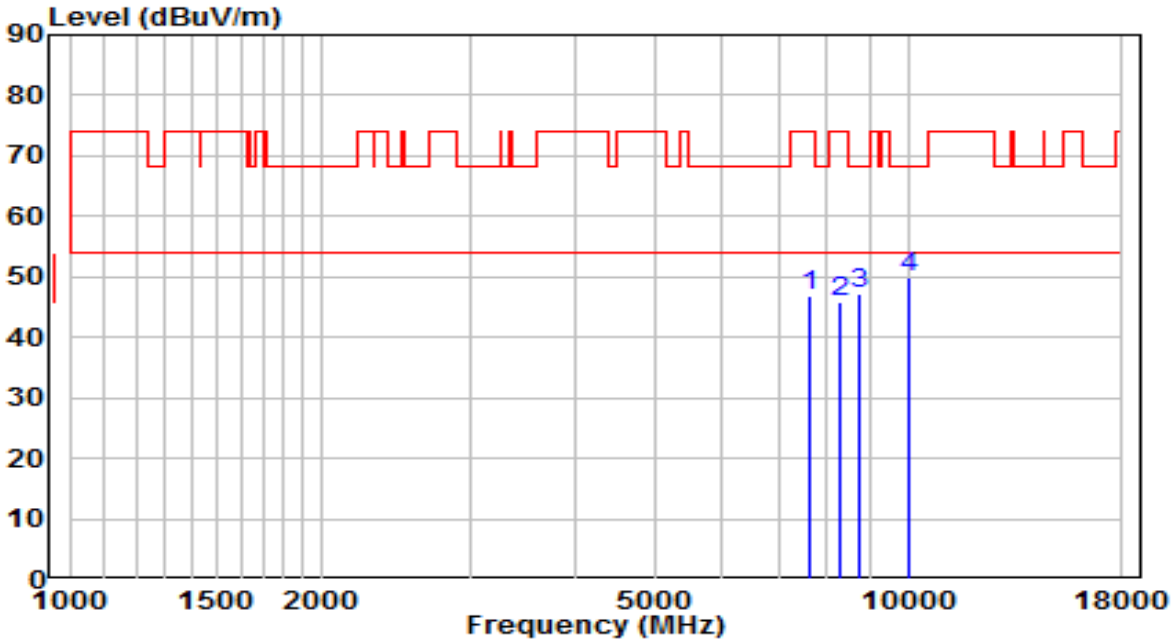

No		Frequency (MHz)	Reading (dBuV)	C.F (dB)	Measurement (dBuV/m)	Margin (dB)	Limit (dBuV/m)	Remark (QP/PK/AV)
1		7638.500	35.00	11.94	46.94	-27.06	74.00	Peak
2		8284.500	33.35	12.49	45.84	-28.16	74.00	Peak
3		8769.000	34.25	13.11	47.37	-20.83	68.20	Peak
4	*	10001.500	34.44	15.37	49.80	-18.40	68.20	Peak

Note:

1. " *", means this data is the worst emission level.
2. C.F (Correction Factor) = Antenna Factor (dB)+ Cable Loss (dB)– Preamplifier(dB).
3. Measurement(dBuV/m) = Reading(dBuV) + C.F (Correction Factor).
4.The emission levels of other frequencies are very lower than the limit and not show in test report.

EUT	AX11000 Tri-Band Wi-Fi 6 Gaming Router	Date of Test	2021-05-28
Factor	BBHA 9120D (1GHz~18GHz)	Temp. / Humidity	23.5°C/37%
Polarity	Horizontal	Site / Test Engineer	AC1 / Jay
Test Mode	Transmit by 802.11ax-HE80 at Channel 5290MHz	Test Voltage	AC 120V/60Hz

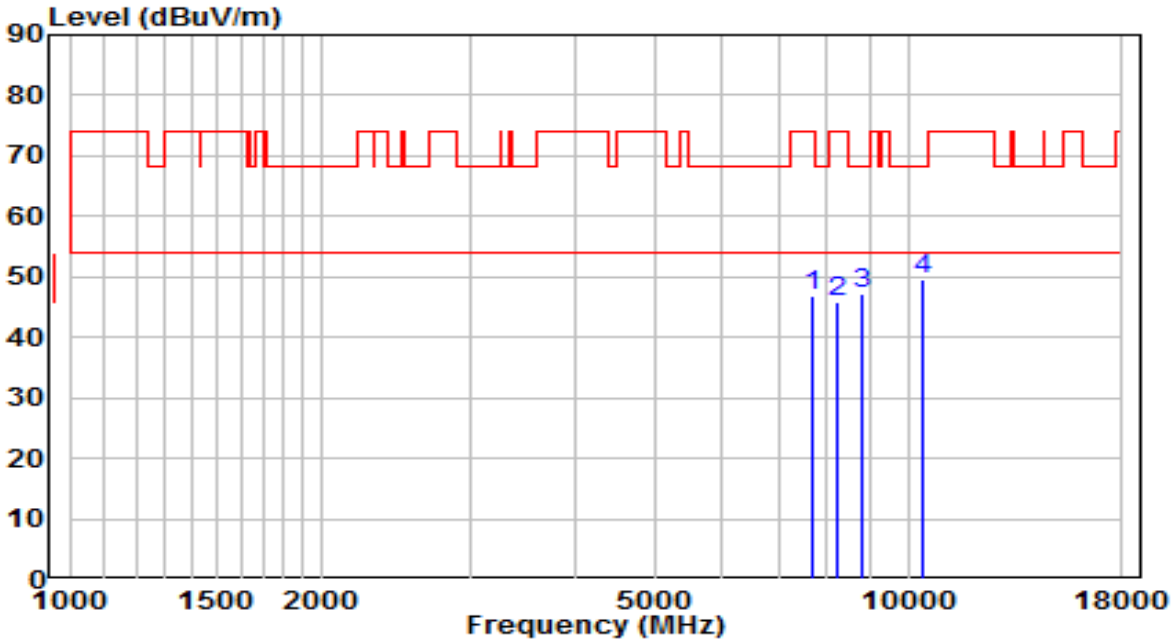

No		Frequency (MHz)	Reading (dBuV)	C.F (dB)	Measurement (dBuV/m)	Margin (dB)	Limit (dBuV/m)	Remark (QP/PK/AV)
1		7706.500	34.69	12.05	46.74	-27.26	74.00	Peak
2		8259.000	33.25	12.49	45.74	-28.26	74.00	Peak
3		8786.000	34.08	13.16	47.24	-20.96	68.20	Peak
4	*	10392.500	32.89	16.70	49.59	-18.61	68.20	Peak

Note:

1. " *", means this data is the worst emission level.
2. C.F (Correction Factor) = Antenna Factor (dB)+ Cable Loss (dB)– Preamplifier(dB).
3. Measurement(dBuV/m) = Reading(dBuV) + C.F (Correction Factor).
4.The emission levels of other frequencies are very lower than the limit and not show in test report.

EUT	AX11000 Tri-Band Wi-Fi 6 Gaming Router	Date of Test	2021-05-28
Factor	BBHA 9120D (1GHz~18GHz)	Temp. / Humidity	23.5°C/37%
Polarity	Vertical	Site / Test Engineer	AC1 / Jay
Test Mode	Transmit by 802.11ax-HE80 at Channel 5290MHz	Test Voltage	AC 120V/60Hz

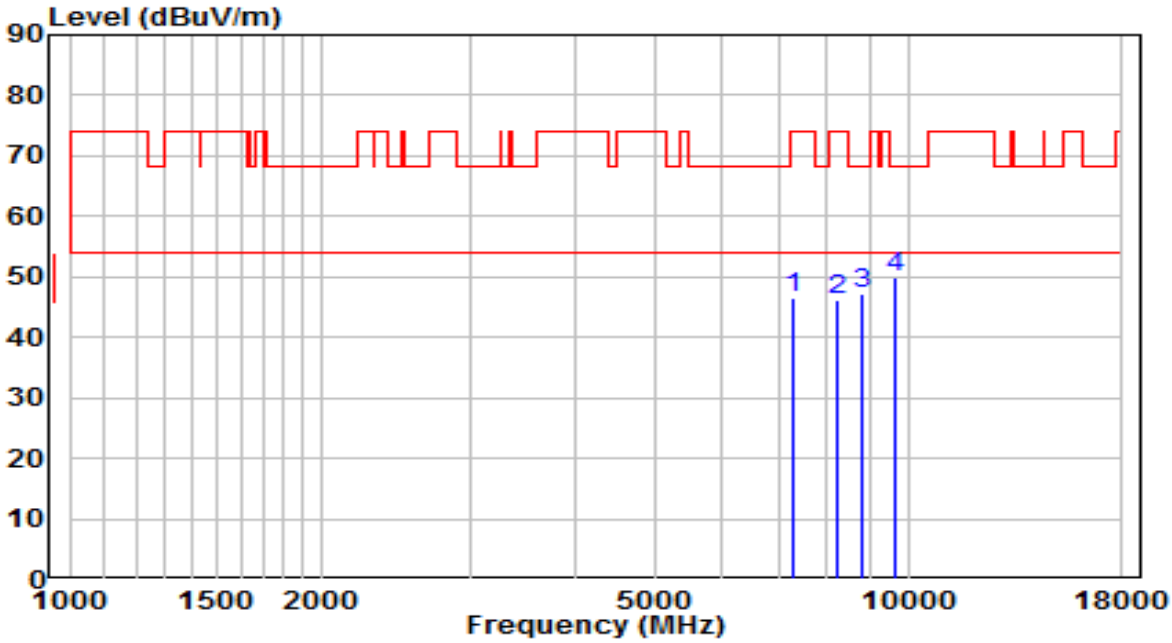

No		Frequency (MHz)	Reading (dBuV)	C.F (dB)	Measurement (dBuV/m)	Margin (dB)	Limit (dBuV/m)	Remark (QP/PK/AV)
1		7290.000	35.53	11.12	46.66	-27.34	74.00	Peak
2		8250.500	33.83	12.49	46.33	-27.67	74.00	Peak
3		8837.000	33.92	13.28	47.20	-21.00	68.20	Peak
4	*	9644.500	35.06	14.69	49.76	-18.44	68.20	Peak

Note:

1. " *", means this data is the worst emission level.
2. C.F (Correction Factor) = Antenna Factor (dB)+ Cable Loss (dB)– Preamplifier(dB).
3. Measurement(dBuV/m) = Reading(dBuV) + C.F (Correction Factor).
4.The emission levels of other frequencies are very lower than the limit and not show in test report.

EUT	AX11000 Tri-Band Wi-Fi 6 Gaming Router	Date of Test	2021-05-28
Factor	BBHA 9120D (1GHz~18GHz)	Temp. / Humidity	23.5°C/37%
Polarity	Horizontal	Site / Test Engineer	AC1 / Jay
Test Mode	Transmit by 802.11ax-HE80 at Channel 5530MHz	Test Voltage	AC 120V/60Hz

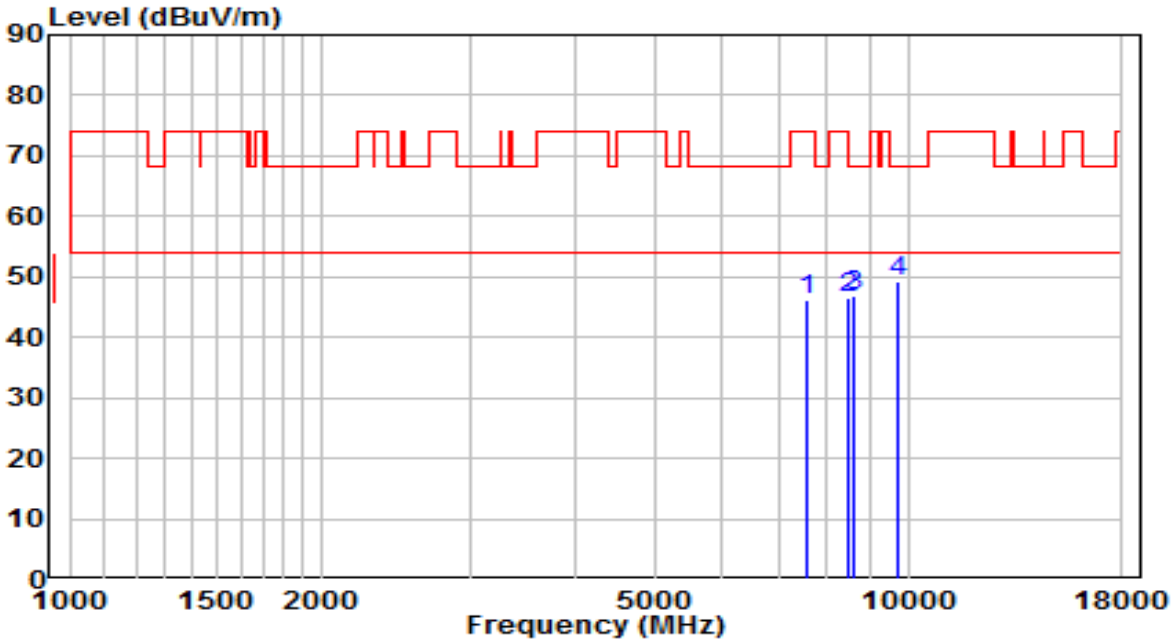

No		Frequency (MHz)	Reading (dBuV)	C.F (dB)	Measurement (dBuV/m)	Margin (dB)	Limit (dBuV/m)	Remark (QP/PK/AV)
1		7553.500	34.30	11.80	46.10	-27.90	74.00	Peak
2		8480.000	33.92	12.46	46.38	-27.62	74.00	Peak
3		8607.500	34.21	12.72	46.92	-21.28	68.20	Peak
4	*	9738.000	34.30	14.87	49.17	-19.03	68.20	Peak

Note:

1. " *", means this data is the worst emission level.
2. C.F (Correction Factor) = Antenna Factor (dB)+ Cable Loss (dB)– Preamplifier(dB).
3. Measurement(dBuV/m) = Reading(dBuV) + C.F (Correction Factor).
4.The emission levels of other frequencies are very lower than the limit and not show in test report.

EUT	AX11000 Tri-Band Wi-Fi 6 Gaming Router	Date of Test	2021-05-28
Factor	BBHA 9120D (1GHz~18GHz)	Temp. / Humidity	23.5°C/37%
Polarity	Vertical	Site / Test Engineer	AC1 / Jay
Test Mode	Transmit by 802.11ax-HE80 at Channel 5530MHz	Test Voltage	AC 120V/60Hz

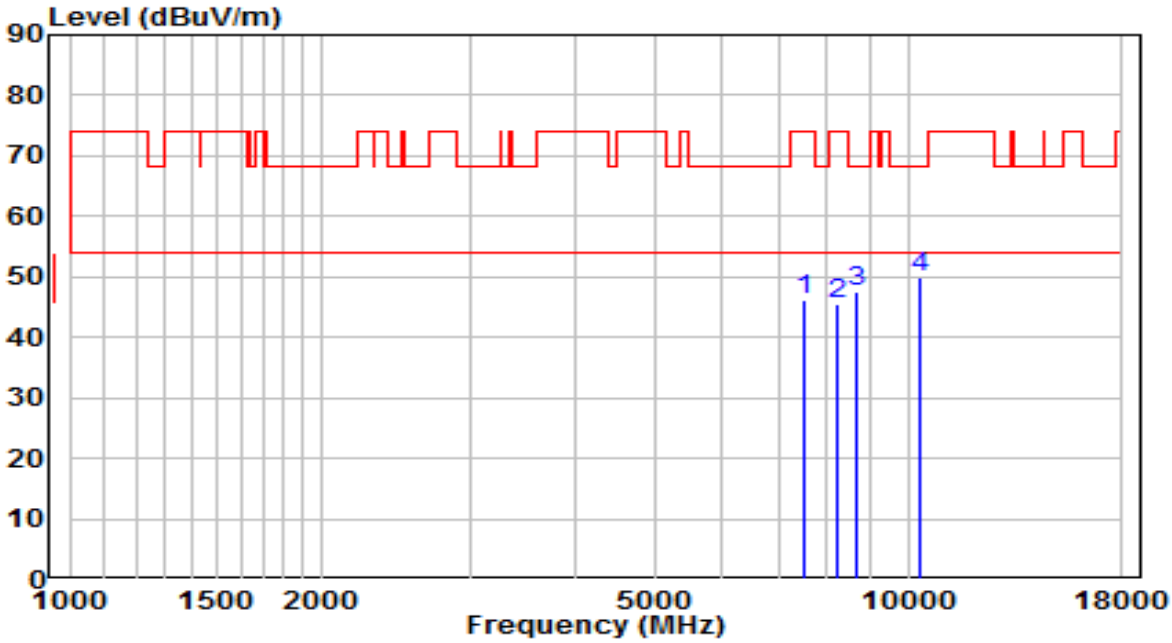

No		Frequency (MHz)	Reading (dBuV)	C.F (dB)	Measurement (dBuV/m)	Margin (dB)	Limit (dBuV/m)	Remark (QP/PK/AV)
1		7511.000	34.52	11.73	46.26	-27.74	74.00	Peak
2		8250.500	33.15	12.49	45.64	-28.36	74.00	Peak
3		8658.500	34.81	12.84	47.65	-20.55	68.20	Peak
4	*	10324.500	33.37	16.47	49.84	-18.36	68.20	Peak

Note:

1. " *", means this data is the worst emission level.
2. C.F (Correction Factor) = Antenna Factor (dB)+ Cable Loss (dB)– Preamplifier(dB).
3. Measurement(dBuV/m) = Reading(dBuV) + C.F (Correction Factor).
4.The emission levels of other frequencies are very lower than the limit and not show in test report.

EUT	AX11000 Tri-Band Wi-Fi 6 Gaming Router	Date of Test	2021-05-28
Factor	BBHA 9120D (1GHz~18GHz)	Temp. / Humidity	23.5°C/37%
Polarity	Horizontal	Site / Test Engineer	AC1 / Jay
Test Mode	Transmit by 802.11ax-HE80 at Channel 5610MHz	Test Voltage	AC 120V/60Hz

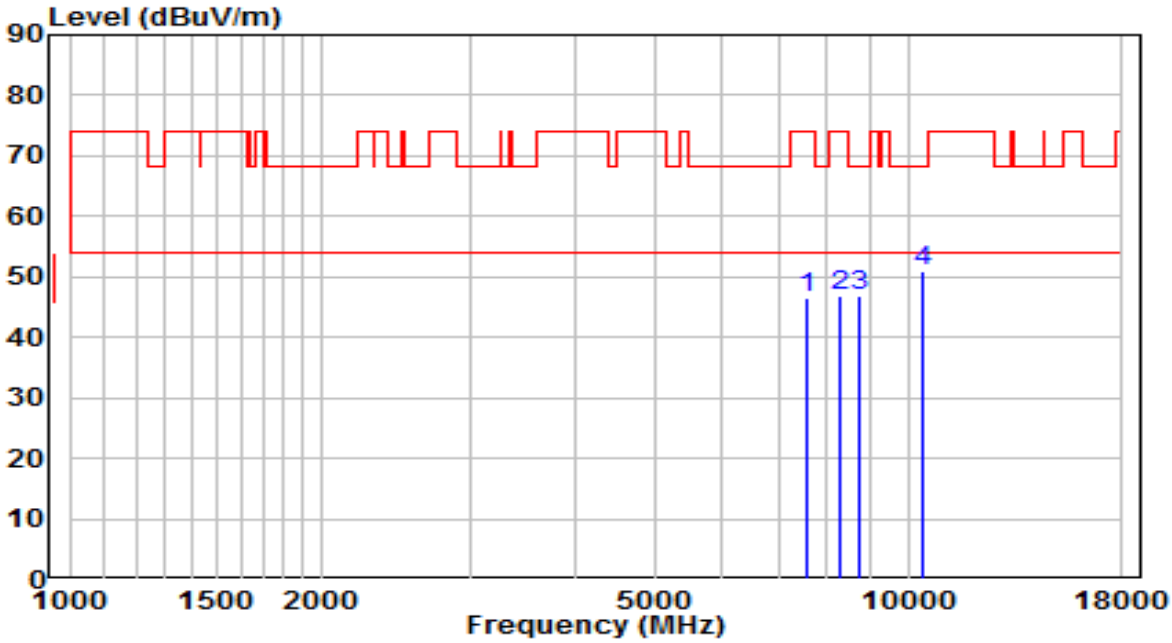

No		Frequency (MHz)	Reading (dBuV)	C.F (dB)	Measurement (dBuV/m)	Margin (dB)	Limit (dBuV/m)	Remark (QP/PK/AV)
1		7596.000	34.66	11.87	46.53	-27.47	74.00	Peak
2		8267.500	34.34	12.49	46.83	-27.17	74.00	Peak
3		8743.500	33.97	13.05	47.02	-21.18	68.20	Peak
4	*	10418.000	34.20	16.79	50.99	-17.21	68.20	Peak

Note:

1. " *", means this data is the worst emission level.
2. C.F (Correction Factor) = Antenna Factor (dB)+ Cable Loss (dB)– Preamplifier(dB).
3. Measurement(dBuV/m) = Reading(dBuV) + C.F (Correction Factor).
4.The emission levels of other frequencies are very lower than the limit and not show in test report.

EUT	AX11000 Tri-Band Wi-Fi 6 Gaming Router	Date of Test	2021-05-28
Factor	BBHA 9120D (1GHz~18GHz)	Temp. / Humidity	23.5°C/37%
Polarity	Vertical	Site / Test Engineer	AC1 / Jay
Test Mode	Transmit by 802.11ax-HE80 at Channel 5610MHz	Test Voltage	AC 120V/60Hz

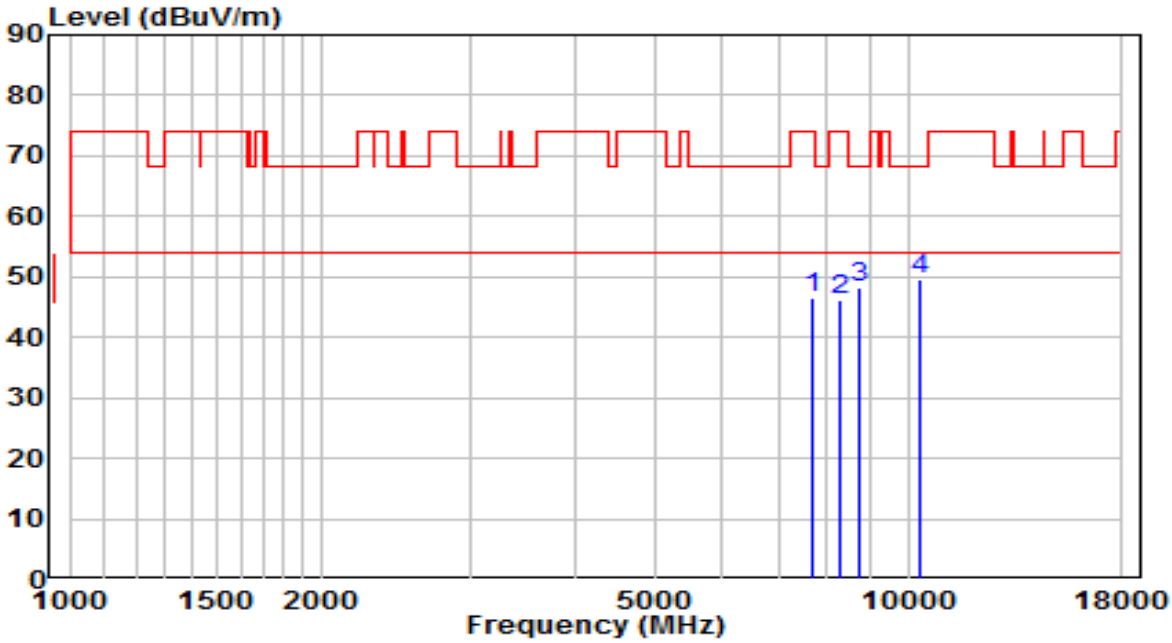

No		Frequency (MHz)	Reading (dBuV)	C.F (dB)	Measurement (dBuV/m)	Margin (dB)	Limit (dBuV/m)	Remark (QP/PK/AV)
1		7664.000	34.69	11.98	46.67	-27.33	74.00	Peak
2		8301.500	33.54	12.48	46.03	-27.97	74.00	Peak
3		8769.000	34.94	13.11	48.06	-20.14	68.20	Peak
4	*	10333.000	33.08	16.50	49.58	-18.62	68.20	Peak

Note:

1. " *", means this data is the worst emission level.
2. C.F (Correction Factor) = Antenna Factor (dB)+ Cable Loss (dB)– Preamplifier(dB).
3. Measurement(dBuV/m) = Reading(dBuV) + C.F (Correction Factor).
4.The emission levels of other frequencies are very lower than the limit and not show in test report.

EUT	AX11000 Tri-Band Wi-Fi 6 Gaming Router	Date of Test	2021-05-28
Factor	BBHA 9120D (1GHz~18GHz)	Temp. / Humidity	23.5°C/37%
Polarity	Horizontal	Site / Test Engineer	AC1 / Jay
Test Mode	Transmit by 802.11ax-HE80 at Channel 5690MHz	Test Voltage	AC 120V/60Hz

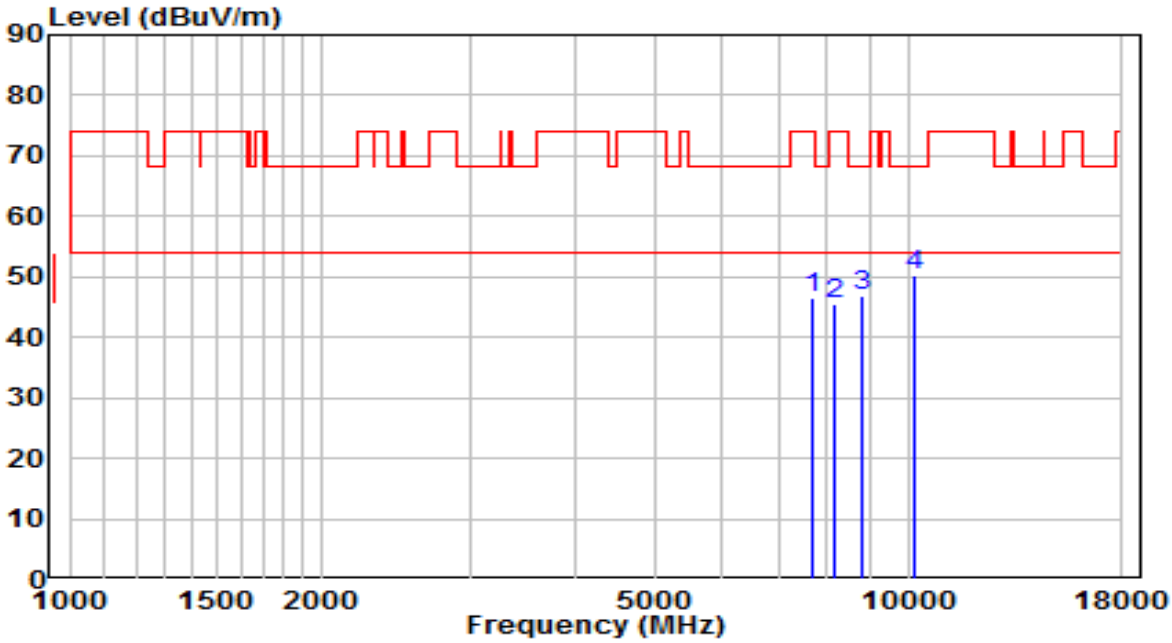

No		Frequency (MHz)	Reading (dBuV)	C.F (dB)	Measurement (dBuV/m)	Margin (dB)	Limit (dBuV/m)	Remark (QP/PK/AV)
1		7664.000	34.69	11.98	46.67	-27.33	74.00	Peak
2		8148.500	33.14	12.51	45.65	-28.35	74.00	Peak
3		8837.000	33.72	13.28	47.00	-21.20	68.20	Peak
4	*	10163.000	34.47	15.92	50.39	-17.81	68.20	Peak

Note:

1. " *", means this data is the worst emission level.
2. C.F (Correction Factor) = Antenna Factor (dB)+ Cable Loss (dB)– Preamplifier(dB).
3. Measurement(dBuV/m) = Reading(dBuV) + C.F (Correction Factor).
4.The emission levels of other frequencies are very lower than the limit and not show in test report.

EUT	AX11000 Tri-Band Wi-Fi 6 Gaming Router	Date of Test	2021-05-28
Factor	BBHA 9120D (1GHz~18GHz)	Temp. / Humidity	23.5°C/37%
Polarity	Vertical	Site / Test Engineer	AC1 / Jay
Test Mode	Transmit by 802.11ax-HE80 at Channel 5690MHz	Test Voltage	AC 120V/60Hz

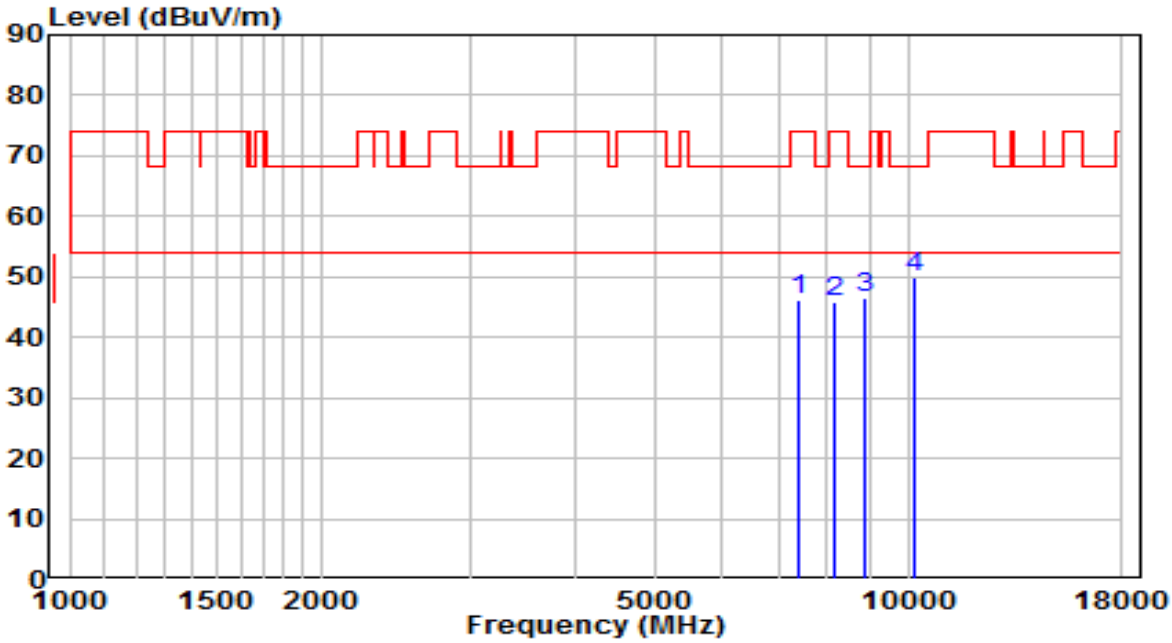

No		Frequency (MHz)	Reading (dBuV)	C.F (dB)	Measurement (dBuV/m)	Margin (dB)	Limit (dBuV/m)	Remark (QP/PK/AV)
1		7409.000	34.82	11.46	46.28	-27.72	74.00	Peak
2		8165.500	33.40	12.51	45.90	-28.10	74.00	Peak
3		8896.500	33.21	13.43	46.64	-21.56	68.20	Peak
4	*	10180.000	33.88	15.98	49.86	-18.34	68.20	Peak

Note:

1. " *", means this data is the worst emission level.
2. C.F (Correction Factor) = Antenna Factor (dB)+ Cable Loss (dB)– Preamplifier(dB).
3. Measurement(dBuV/m) = Reading(dBuV) + C.F (Correction Factor).
4.The emission levels of other frequencies are very lower than the limit and not show in test report.

EUT	AX11000 Tri-Band Wi-Fi 6 Gaming Router	Date of Test	2021-05-28
Factor	BBHA 9120D (1GHz~18GHz)	Temp. / Humidity	23.5°C/37%
Polarity	Horizontal	Site / Test Engineer	AC1 / Jay
Test Mode	Transmit by 802.11ax-HE80 at Channel 5775MHz	Test Voltage	AC 120V/60Hz

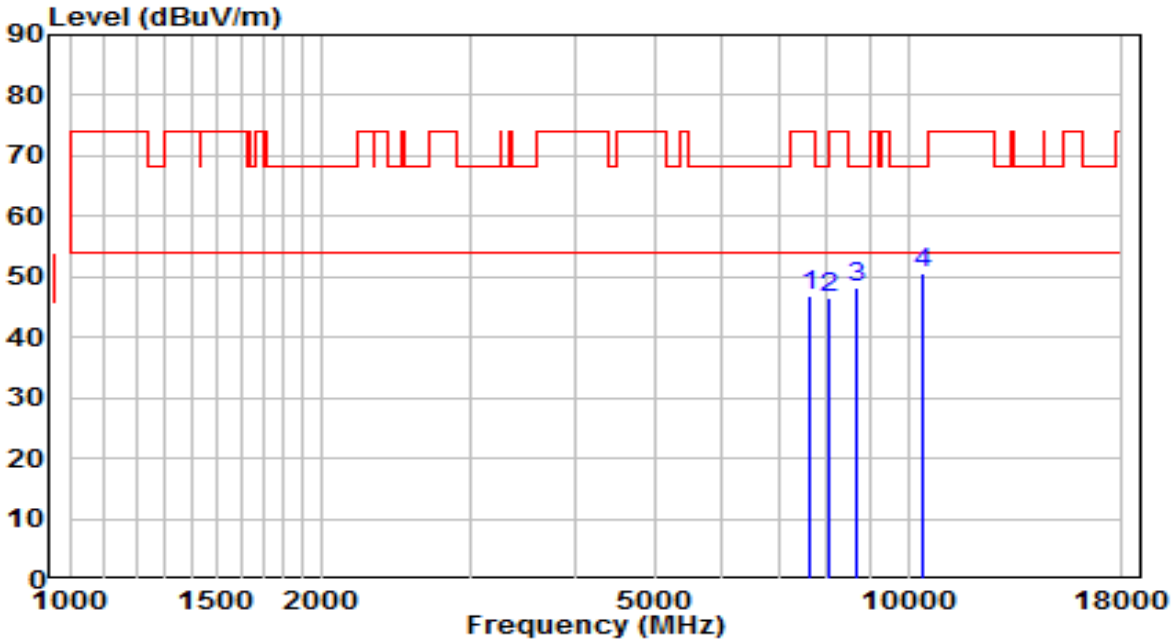

No		Frequency (MHz)	Reading (dBuV)	C.F (dB)	Measurement (dBuV/m)	Margin (dB)	Limit (dBuV/m)	Remark (QP/PK/AV)
1		7604.500	35.09	11.89	46.98	-27.02	74.00	Peak
2		8072.000	34.15	12.52	46.67	-27.33	74.00	Peak
3		8701.000	35.20	12.95	48.15	-20.05	68.20	Peak
4	*	10392.500	34.00	16.70	50.71	-17.49	68.20	Peak

Note:

1. " *", means this data is the worst emission level.
2. C.F (Correction Factor) = Antenna Factor (dB)+ Cable Loss (dB)– Preamplifier(dB).
3. Measurement(dBuV/m) = Reading(dBuV) + C.F (Correction Factor).
4.The emission levels of other frequencies are very lower than the limit and not show in test report.

EUT	AX11000 Tri-Band Wi-Fi 6 Gaming Router	Date of Test	2021-05-28
Factor	BBHA 9120D (1GHz~18GHz)	Temp. / Humidity	23.5°C/37%
Polarity	Vertical	Site / Test Engineer	AC1 / Jay
Test Mode	Transmit by 802.11ax-HE80 at Channel 5775MHz	Test Voltage	AC 120V/60Hz

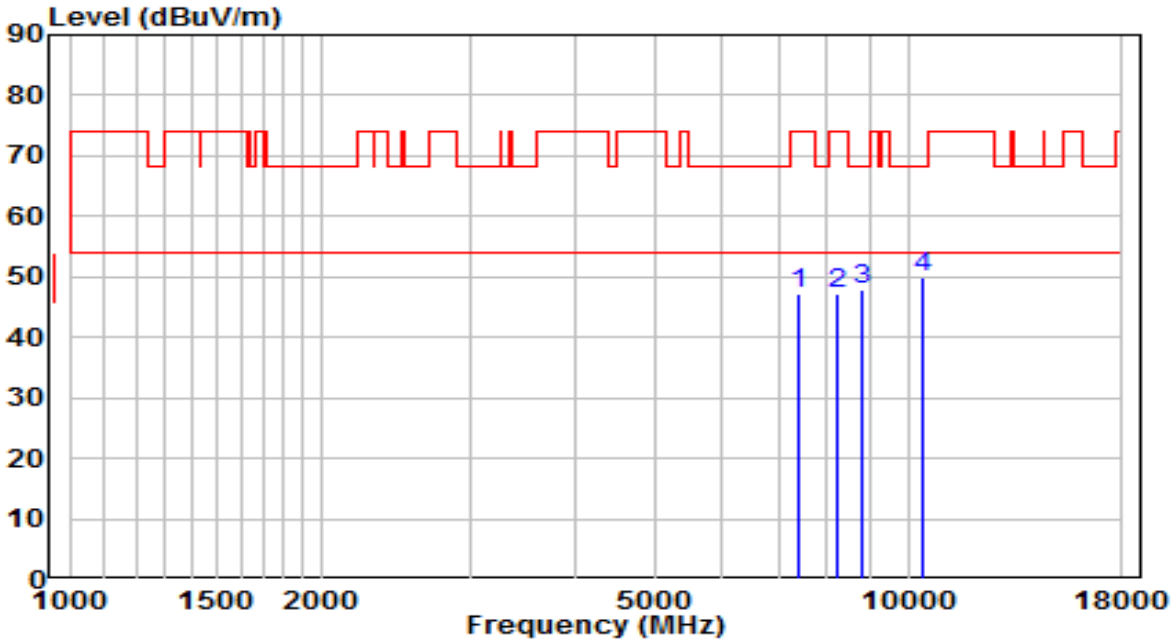

No		Frequency (MHz)	Reading (dBuV)	C.F (dB)	Measurement (dBuV/m)	Margin (dB)	Limit (dBuV/m)	Remark (QP/PK/AV)
1		7417.500	35.64	11.48	47.12	-26.88	74.00	Peak
2		8208.000	34.56	12.50	47.06	-26.94	74.00	Peak
3		8786.000	34.86	13.16	48.02	-20.18	68.20	Peak
4	*	10392.500	33.08	16.70	49.78	-18.42	68.20	Peak

Note:

1. " *", means this data is the worst emission level.
2. C.F (Correction Factor) = Antenna Factor (dB)+ Cable Loss (dB)– Preamplifier(dB).
3. Measurement(dBuV/m) = Reading(dBuV) + C.F (Correction Factor).
4.The emission levels of other frequencies are very lower than the limit and not show in test report.

EUT	AX11000 Tri-Band Wi-Fi 6 Gaming Router	Date of Test	2021-05-28
Factor	BBHA 9120D (1GHz~18GHz)	Temp. / Humidity	23.5°C/37%
Polarity	Horizontal	Site / Test Engineer	AC1 / Jay
Test Mode	Transmit by 802.11ax-HE160 at Channel 5250MHz	Test Voltage	AC 120V/60Hz

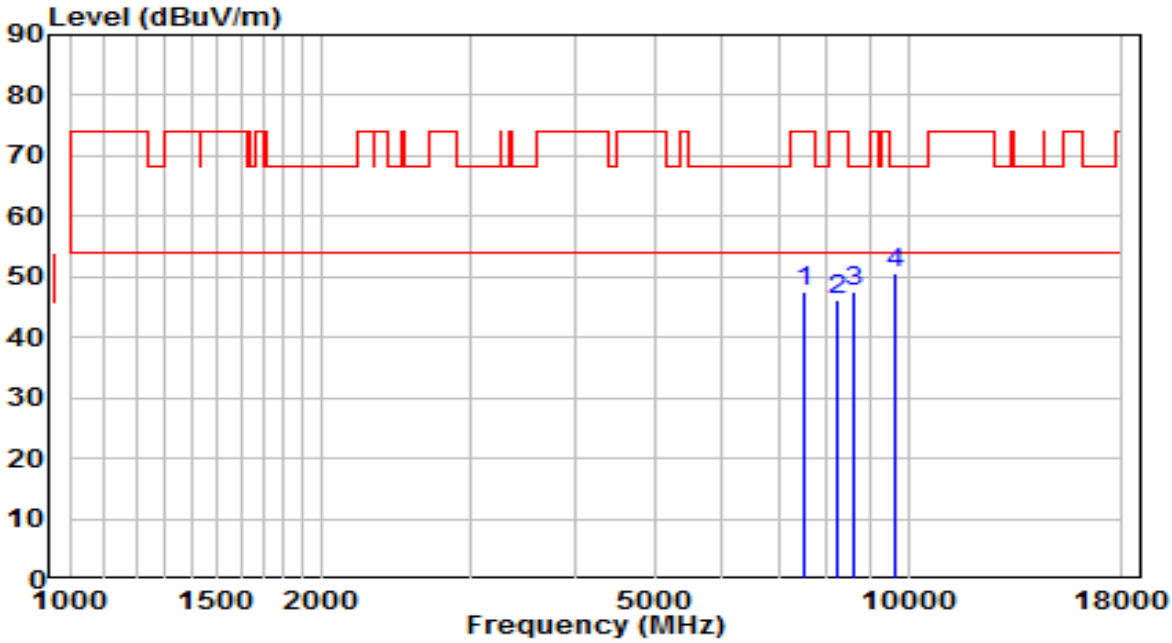

No		Frequency (MHz)	Reading (dBuV)	C.F (dB)	Measurement (dBuV/m)	Margin (dB)	Limit (dBuV/m)	Remark (QP/PK/AV)
1		7519.500	35.71	11.75	47.46	-26.54	74.00	Peak
2		8242.000	33.62	12.49	46.11	-27.89	74.00	Peak
3		8616.000	34.92	12.74	47.66	-20.54	68.20	Peak
4	*	9644.500	35.81	14.69	50.51	-17.69	68.20	Peak

Note:

1. " *", means this data is the worst emission level.
2. C.F (Correction Factor) = Antenna Factor (dB)+ Cable Loss (dB)– Preamplifier(dB).
3. Measurement(dBuV/m) = Reading(dBuV) + C.F (Correction Factor).
4.The emission levels of other frequencies are very lower than the limit and not show in test report.

EUT	AX11000 Tri-Band Wi-Fi 6 Gaming Router	Date of Test	2021-05-28
Factor	BBHA 9120D (1GHz~18GHz)	Temp. / Humidity	23.5°C/37%
Polarity	Vertical	Site / Test Engineer	AC1 / Jay
Test Mode	Transmit by 802.11ax-HE160 at Channel 5250MHz	Test Voltage	AC 120V/60Hz

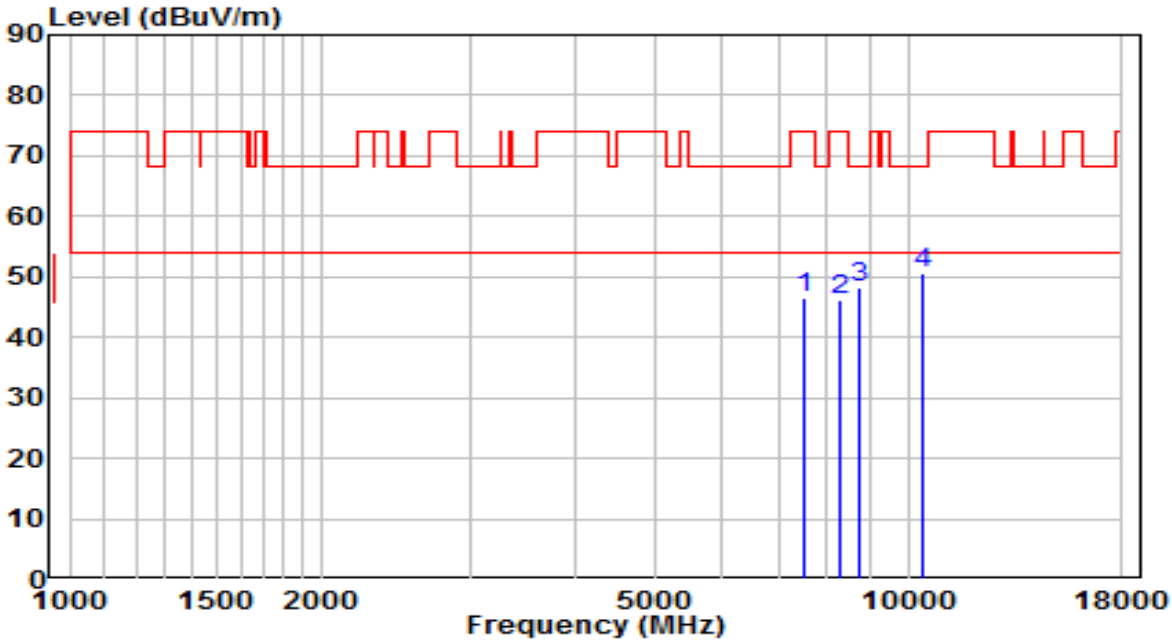

No		Frequency (MHz)	Reading (dBuV)	C.F (dB)	Measurement (dBuV/m)	Margin (dB)	Limit (dBuV/m)	Remark (QP/PK/AV)
1		7536.500	34.76	11.77	46.54	-27.46	74.00	Peak
2		8267.500	33.60	12.49	46.09	-27.91	74.00	Peak
3		8769.000	34.99	13.11	48.10	-20.10	68.20	Peak
4	*	10392.500	34.05	16.70	50.75	-17.45	68.20	Peak

Note:

1. " *", means this data is the worst emission level.
2. C.F (Correction Factor) = Antenna Factor (dB)+ Cable Loss (dB)– Preamplifier(dB).
3. Measurement(dBuV/m) = Reading(dBuV) + C.F (Correction Factor).
4.The emission levels of other frequencies are very lower than the limit and not show in test report.

EUT	AX11000 Tri-Band Wi-Fi 6 Gaming Router	Date of Test	2021-05-28
Factor	BBHA 9120D (1GHz~18GHz)	Temp. / Humidity	23.5°C/37%
Polarity	Horizontal	Site / Test Engineer	AC1 / Jay
Test Mode	Transmit by 802.11ax-HE160 at Channel 5570MHz	Test Voltage	AC 120V/60Hz

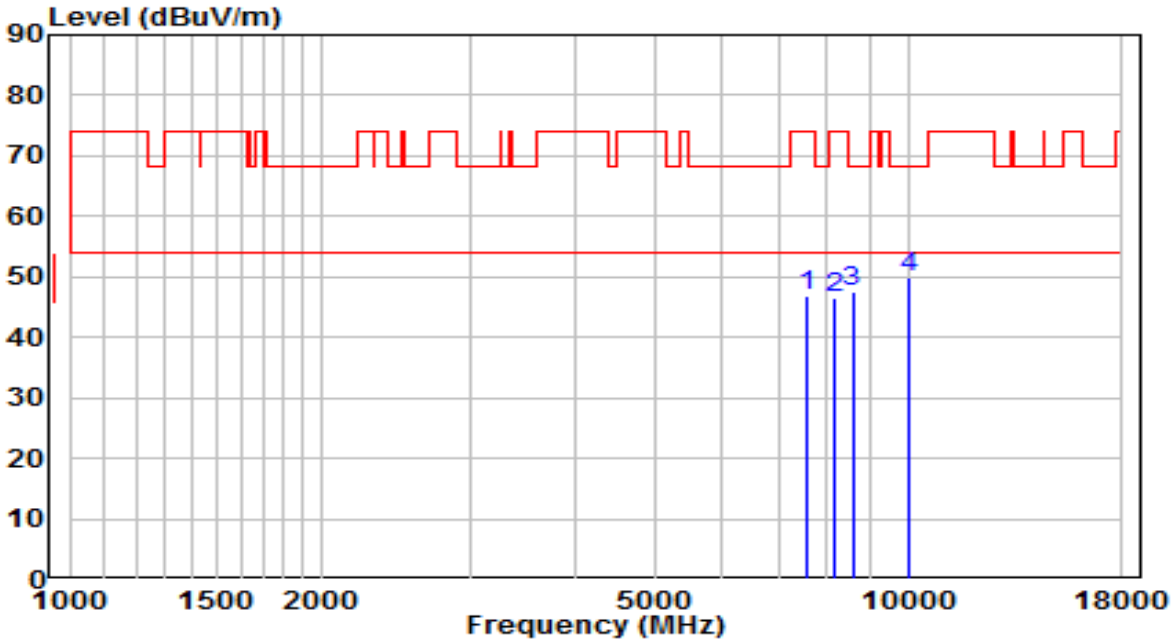

No		Frequency (MHz)	Reading (dBuV)	C.F (dB)	Measurement (dBuV/m)	Margin (dB)	Limit (dBuV/m)	Remark (QP/PK/AV)
1		7553.500	35.22	11.80	47.03	-26.97	74.00	Peak
2		8182.500	34.06	12.50	46.57	-27.43	74.00	Peak
3		8582.000	34.92	12.66	47.57	-20.63	68.20	Peak
4	*	10052.500	34.25	15.54	49.79	-18.41	68.20	Peak

Note:

1. " *", means this data is the worst emission level.
2. C.F (Correction Factor) = Antenna Factor (dB)+ Cable Loss (dB)– Preamplifier(dB).
3. Measurement(dBuV/m) = Reading(dBuV) + C.F (Correction Factor).
4.The emission levels of other frequencies are very lower than the limit and not show in test report.

EUT	AX11000 Tri-Band Wi-Fi 6 Gaming Router	Date of Test	2021-05-28
Factor	BBHA 9120D (1GHz~18GHz)	Temp. / Humidity	23.5°C/37%
Polarity	Vertical	Site / Test Engineer	AC1 / Jay
Test Mode	Transmit by 802.11ax-HE160 at Channel 5570MHz	Test Voltage	AC 120V/60Hz

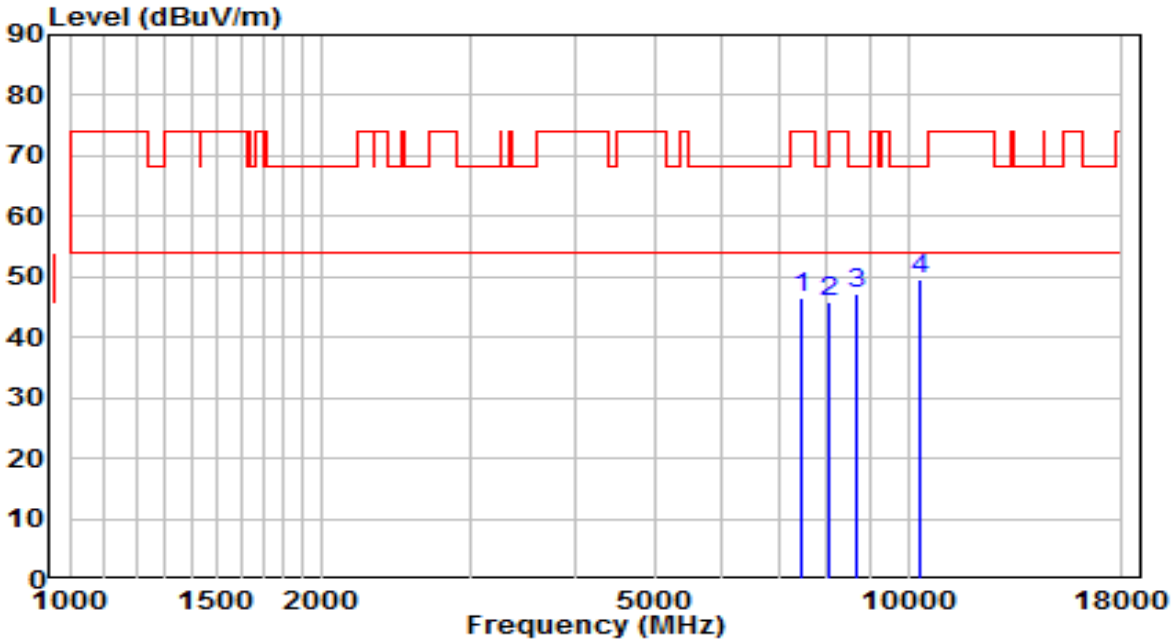

No		Frequency (MHz)	Reading (dBuV)	C.F (dB)	Measurement (dBuV/m)	Margin (dB)	Limit (dBuV/m)	Remark (QP/PK/AV)
1		7443.000	34.93	11.55	46.48	-27.52	74.00	Peak
2		8055.000	33.49	12.52	46.01	-27.99	74.00	Peak
3		8667.000	34.29	12.86	47.16	-21.04	68.20	Peak
4	*	10316.000	33.15	16.44	49.59	-18.61	68.20	Peak

Note:

1. " *", means this data is the worst emission level.
2. C.F (Correction Factor) = Antenna Factor (dB)+ Cable Loss (dB)– Preamplifier(dB).
3. Measurement(dBuV/m) = Reading(dBuV) + C.F (Correction Factor).
4.The emission levels of other frequencies are very lower than the limit and not show in test report.

The Worst Case of Radiated Emission below 1GHz:

EUT	AX11000 Tri-Band Wi-Fi 6 Gaming Router	Date of Test	2021-06-13
Factor	VULB 9162	Temp. / Humidity	25°C /54%
Polarity	Horizontal	Site / Test Engineer	AC1 / Jay
Test Mode	Transmit by 802.11a at channel 5785MHz	Test Voltage	AC 120V/60Hz

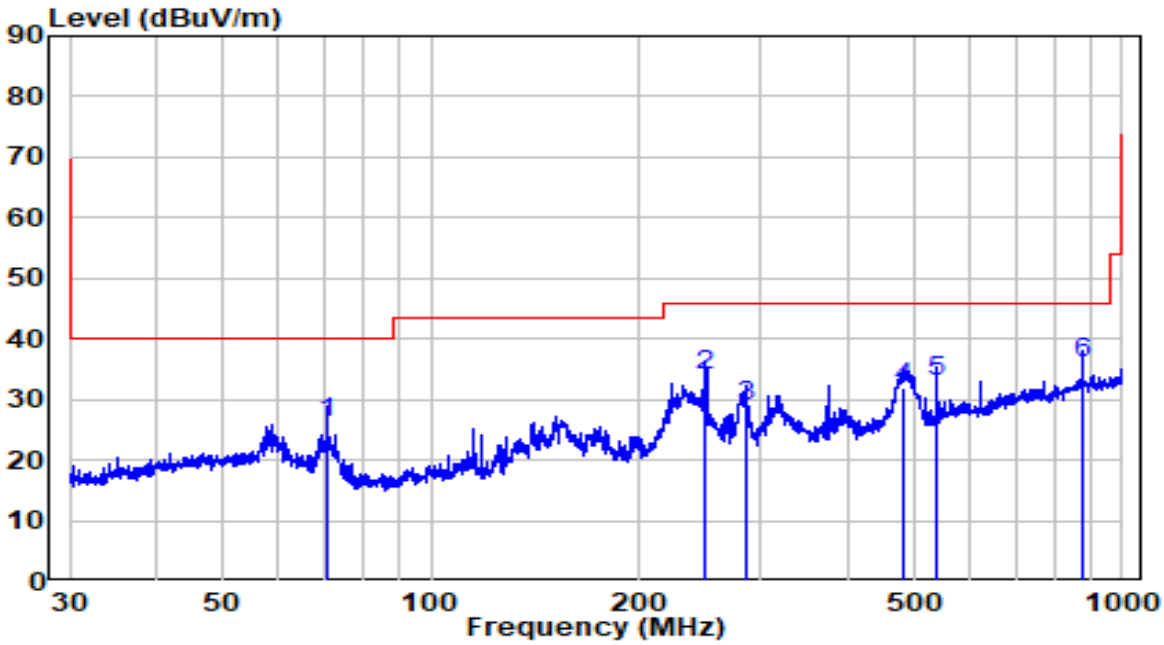

No		Frequency (MHz)	Reading (dBuV)	C.F (dB)	Measurement (dBuV/m)	Margin (dB)	Limit (dBuV/m)	Remark (QP/PK/AV)
1		70.584	9.44	16.82	26.25	-13.75	40.00	QP
2		249.863	13.36	20.54	33.90	-12.10	46.00	QP
3		285.477	7.63	21.16	28.79	-17.21	46.00	QP
4		482.216	6.32	25.75	32.06	-13.94	46.00	QP
5		537.589	6.21	26.66	32.88	-13.12	46.00	QP
6	*	875.247	4.37	31.63	36.00	-10.00	46.00	QP

Note:

1. " *", means this data is the worst emission level.
2. C.F (Correction Factor) = Antenna Factor (dB)+ Cable Loss (dB).
3. Measurement(dBuV/m) = Reading(dBuV) + C.F (Correction Factor).
4. The emission levels of other frequencies are very lower than the limit and not show in test report.
5. The amplitude of Radiated emissions (the test frequency range: 9kHz ~ 30MHz, 18GHz ~ 25GHz), is that proximity to ambient noise, which also are attenuated more than 20 dB below the permissible value. Therefore, the data is not presented in the report.

EUT	AX11000 Tri-Band Wi-Fi 6 Gaming Router	Date of Test	2021-06-13
Factor	VULB 9162	Temp. / Humidity	25°C /54%
Polarity	Vertical	Site / Test Engineer	AC1 / Jay
Test Mode	Transmit by 802.11a at channel 5785MHz	Test Voltage	AC 120V/60Hz

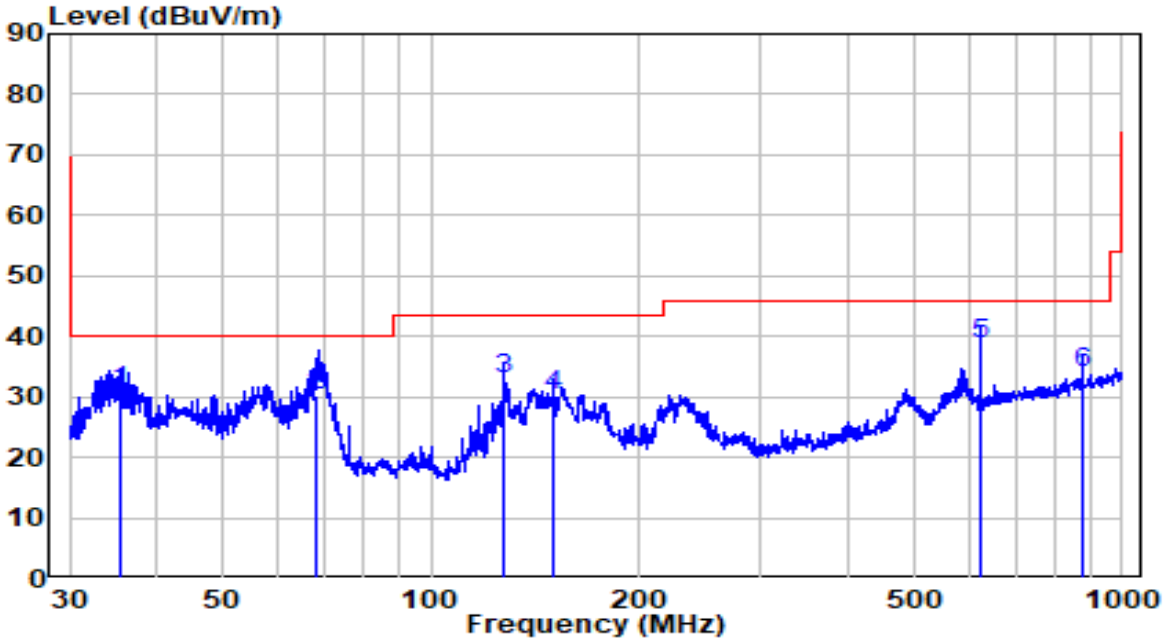

No		Frequency (MHz)	Reading (dBuV)	C.F (dB)	Measurement (dBuV/m)	Margin (dB)	Limit (dBuV/m)	Remark (QP/PK/AV)
1		35.562	11.36	19.52	30.88	-9.12	40.00	QP
2		68.439	12.86	17.48	30.34	-9.66	40.00	QP
3		126.995	16.29	16.57	32.86	-10.64	43.50	QP
4		150.274	14.40	15.98	30.38	-13.12	43.50	QP
5	*	625.078	10.36	28.21	38.57	-7.43	46.00	QP
6		875.247	2.19	31.63	33.82	-12.18	46.00	QP

Note:

1. " *", means this data is the worst emission level.
2. C.F (Correction Factor) = Antenna Factor (dB)+ Cable Loss (dB).
3. Measurement(dBuV/m) = Reading(dBuV) + C.F (Correction Factor).
4. The emission levels of other frequencies are very lower than the limit and not show in test report.
5. The amplitude of Radiated emissions (the test frequency range: 9kHz ~ 30MHz, 18GHz ~ 25GHz), is that proximity to ambient noise, which also are attenuated more than 20 dB below the permissible value. Therefore, the data is not presented in the report.

7.9. Radiated Restricted Band Edge Measurement

7.9.1.Test Limit

For 15.205 requirement:

Radiated emissions which fall in the restricted bands, as defined in Section 15.205(a) of FCC part 15, must also comply with the radiated emission limits specified in Section 15.209(a).

Frequency (MHz)	Frequency (MHz)	Frequency (MHz)	Frequency (GHz)
0.090 - 0.110	16.42-16.423	399.9 - 410	4.5-5.15
[1] 0.495 - 0.505	16.69475-16.69525	608 - 614	5.35-5.46
2.1735-2.1905	16.80425-16.80475	960 - 1240	7.25-7.75
4.125-4.128	25.5 -25.67	1300 - 1427	8.025 - 8.5
4.17725-4.17775	37.5-38.25	1435-1626.5	9.0-9.2
4.20725-4.20775	73-74.6	1645.5-1646.5	9.3-9.5
6.215-6.218	74.8-75.2	1660 - 1710	10.6-12.7
6.26775-6.26825	108-121.94	1718.8-1722.2	13.25-13.4
6.31175-6.31225	123 - 138	2200 - 2300	14.47-14.5
8.291-8.294	149.9-150.05	2310 - 2390	15.35-16.2
8.362-8.366	156.52475-156.525	2483.5 - 2500	17.7-21.4
8.37625-8.38675	156.7-156.9	2690 - 2900	22.01-23.12
8.41425-8.41475	162.0125-167.17	3260 - 3267	23.6-24.0
12.29-12.293	167.72-173.2	3332 - 3339	31.2-31.8
12.51975-12.52025	240 - 285	3345.8 - 3358	36.43-36.5
12.57675-12.57725	322-335.4	3600 - 4400	([2])
13.36-13.41	--	--	--

For 15.407(b) requirement:

For transmitters operating in the 5.15-5.25 GHz band: All emissions outside of the 5.15-5.35 GHz band shall not exceed an e.i.r.p. of -27 dBm/MHz.

For transmitters operating in the 5.25-5.35 GHz band: All emissions outside of the 5.15-5.35 GHz band shall not exceedane.i.r.p. of -27 dBm/MHz.

For transmitters operating in the 5.47-5.725 GHz band: All emissions outside of the 5.47-5.725 GHz band shall not exceed an e.i.r.p. of -27 dBm/MHz.

For transmitters operating in the 5.725-5.85 GHz band: All emissions shall be limited to a level of −27 dBm/MHz at 75 MHz or more above or below the band edge increasinglinearly to 10 dBm/MHz at 25 MHz above or below the band edge, and from 25 MHz above or below the band edge

increasinglinearly to a level of 15.6 dBm/MHz at 5 MHz above or below the band edge, and from 5 MHz above or below the band edgeincreasing linearly to a level of 27 dBm/MHz at the band edge.

Refer to KDB 789033 D02v02r01 G)2)c), as specified in § 15.407(b), emissions above 1000 MHz that are outside of the restricted bands are subject to a maximum emission limit of -27 dBm/MHz (or -17 dBm/MHz as specified in § 15.407(b)(4)). However, an out-of-band emission that complies with both the peak and average limits of § 15.209 is not required to satisfy the -27 dBm/MHz or -17 dBm/MHz maximum emission limit.

All out of band emissions appearing in a restricted band as specified in Section 15.205 of the Title 47CFR must not exceed the limits shown in Table per Section 15.209.

FCC Part 15 Subpart C Paragraph 15.209		
Frequency [MHz]	Field Strength [uV/m]	Measured Distance [Meters]
0.009 - 0.490	2400/F (kHz)	300
0.490 - 1.705	24000/F (kHz)	30
1.705 - 30	30	30
30 - 88	100	3
88 - 216	150	3
216 - 960	200	3
Above 960	500	3

7.9.2.Test Procedure Used

ANSI C63.10 Section 6.3 (General Requirements)

ANSI C63.10 Section 6.6 (Standard test method above 1GHz)

7.9.3.Test Setting

Peak Measurements above 1GHz

1. Analyzer center frequency was set to the frequency of the radiated spurious emission of interest
2. RBW = 1MHz
3. VBW = 3MHz
4. Detector = peak
5. Sweep time = auto couple
6. Trace mode = max hold
7. Trace was allowed to stabilize

Average Measurements above 1GHz (Method VB)

1. Analyzer center frequency was set to the frequency of the radiated spurious emission of interest
2. RBW = 1MHz
3. VBWIf the EUT is configured to transmit with duty cycle ≥ 98%, set VBW ≤ RBW/100 (i.e., 10 kHz) but not less than 10 Hz. If the EUT duty cycle is < 98%, set VBW ≥ 1/T.
4. Detector = Peak
5. Sweep time = auto
6. Allow max hold to run for at least 50 traces if the transmitted signal is continuous or has at least 98% duty cycle. For lower duty cycles, increase the minimum number of traces by a factor of 1/x, where x is the duty cycle.

7.9.4.Test Setup

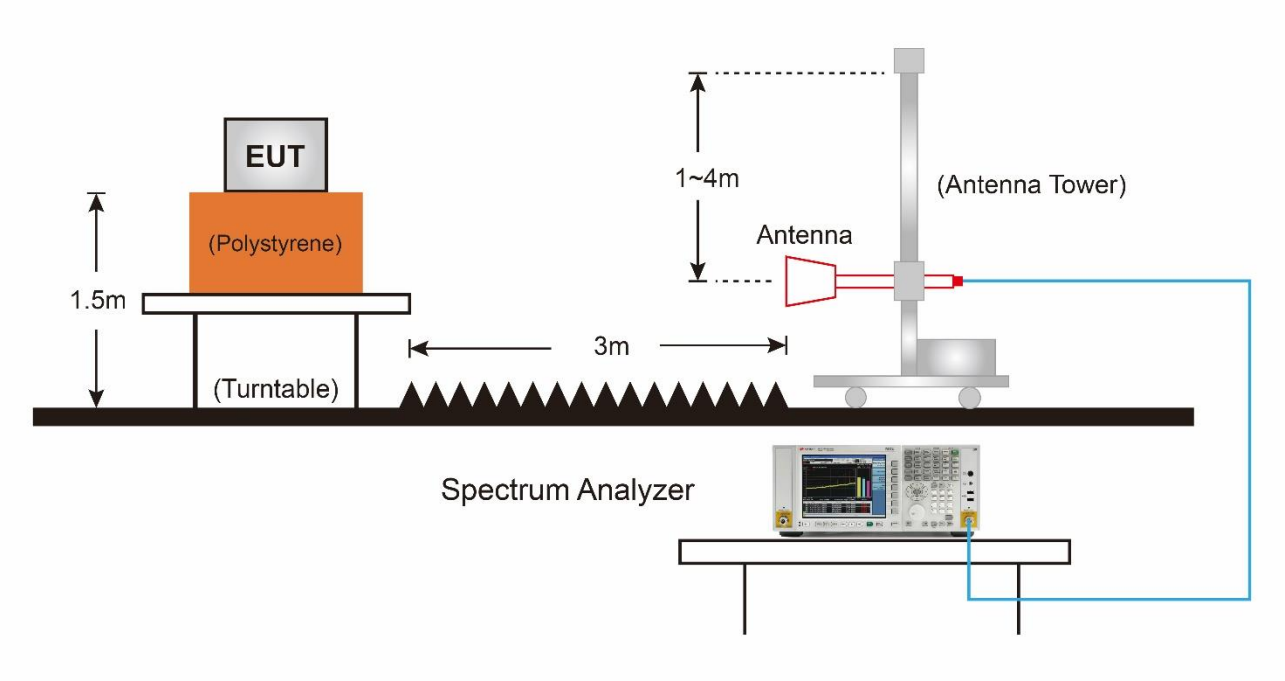

7.9.5.Test Result

EUT	AX11000 Tri-Band Wi-Fi 6 Gaming Router	Date of Test	2021-05-25
Factor	BBHA 9120D (1GHz~18GHz)	Temp. / Humidity	25.2°C/40%
Polarity	Horizontal	Site / Test Engineer	AC1 / Jay
Test Mode	Transmit by 802.11a at Channel 5180MHz	Test Voltage	AC 120V/60Hz

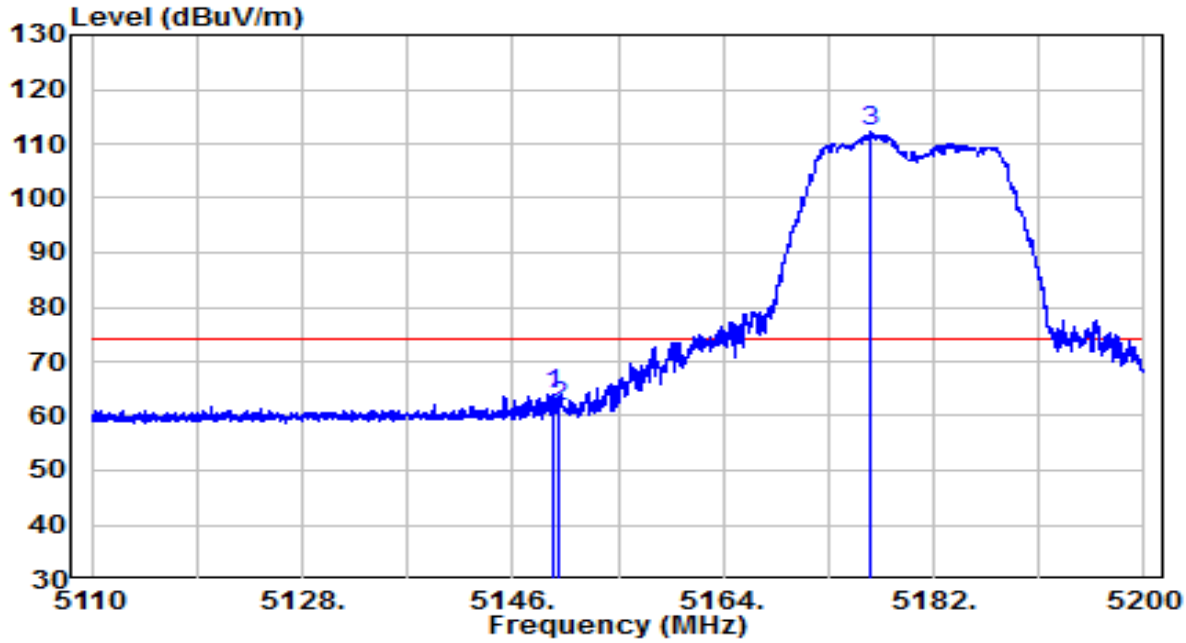

No		Frequency (MHz)	Reading (dBuV)	C.F (dB)	Measurement (dBuV/m)	Margin (dB)	Limit (dBuV/m)	Remark (QP/PK/AV)
1		5149.510	44.12	19.91	64.03	-9.97	74.00	Peak
2		5150.000	41.94	19.91	61.85	-12.15	74.00	Peak
3	*	5176.600	92.39	19.93	112.32	N/A	N/A	Peak

Note:

1. " *", means this data is the worst emission level.
2. C.F (Correction Factor) = Antenna Factor (dB)+ Cable Loss (dB)+ 16dB Attenuation (dB)– Preamplifier(dB).
3. Measurement(dBuV/m) = Reading(dBuV) + C.F (Correction Factor).
4.The emission levels of other frequencies are very lower than the limit and not show in test report.

EUT	AX11000 Tri-Band Wi-Fi 6 Gaming Router	Date of Test	2021-05-25
Factor	BBHA 9120D (1GHz~18GHz)	Temp. / Humidity	25.2°C/40%
Polarity	Horizontal	Site / Test Engineer	AC1 / Jay
Test Mode	Transmit by 802.11a at Channel 5180MHz	Test Voltage	AC 120V/60Hz

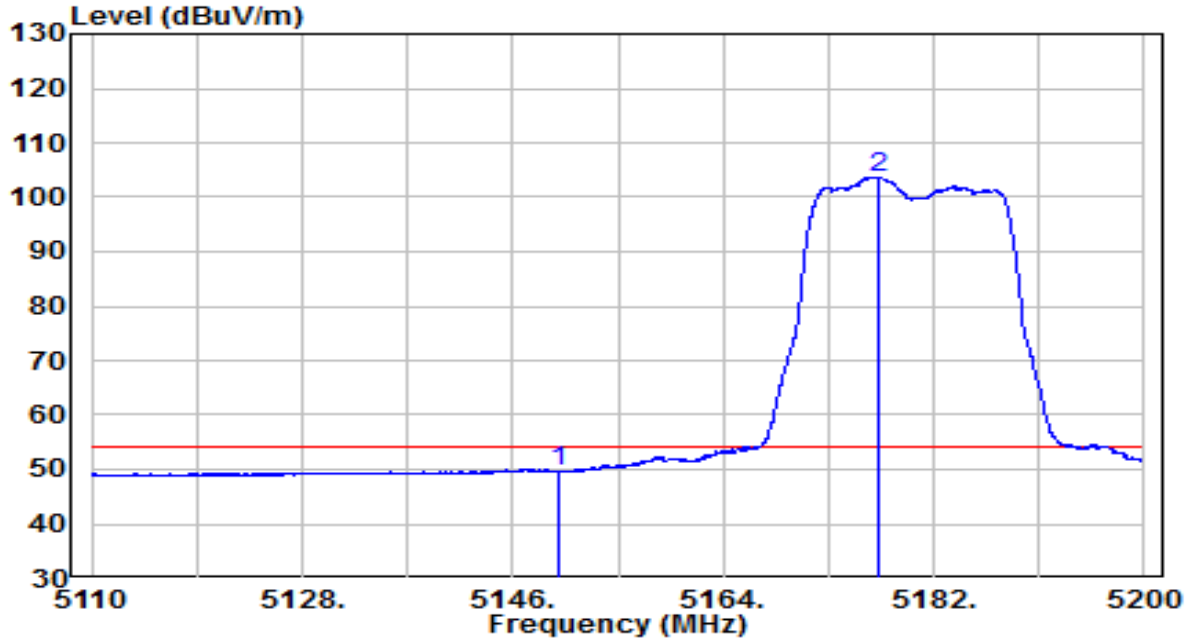

No		Frequency (MHz)	Reading (dBuV)	C.F (dB)	Measurement (dBuV/m)	Margin (dB)	Limit (dBuV/m)	Remark (QP/PK/AV)
1		5150.000	29.77	19.91	49.68	-4.32	54.00	Average
2	*	5177.365	83.81	19.93	103.74	N/A	N/A	Average

Note:

1. " *", means this data is the worst emission level.
2. C.F (Correction Factor) = Antenna Factor (dB)+ Cable Loss (dB)+ 16dB Attenuation (dB)– Preamplifier(dB).
3. Measurement(dBuV/m) = Reading(dBuV) + C.F (Correction Factor).
4.The emission levels of other frequencies are very lower than the limit and not show in test report.

EUT	AX11000 Tri-Band Wi-Fi 6 Gaming Router	Date of Test	2021-05-25
Factor	BBHA 9120D (1GHz~18GHz)	Temp. / Humidity	25.2°C/40%
Polarity	Vertical	Site / Test Engineer	AC1 / Jay
Test Mode	Transmit by 802.11a at Channel 5180MHz	Test Voltage	AC 120V/60Hz

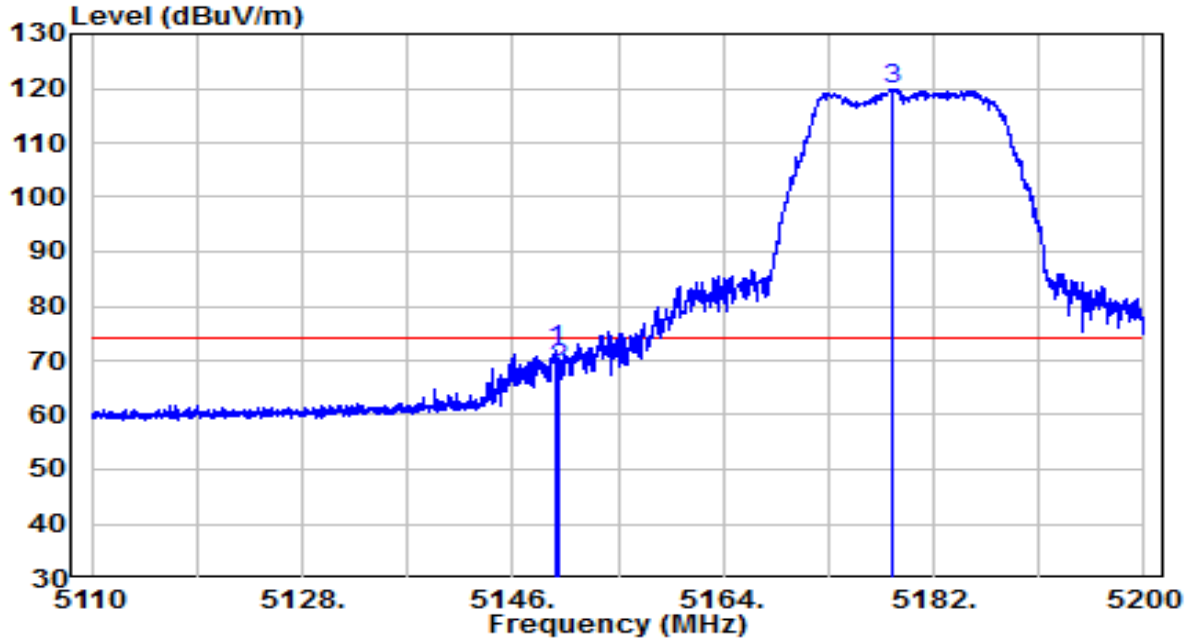

No		Frequency (MHz)	Reading (dBuV)	C.F (dB)	Measurement (dBuV/m)	Margin (dB)	Limit (dBuV/m)	Remark (QP/PK/AV)
1		5149.780	52.02	19.91	71.92	-2.08	74.00	Peak
2		5150.000	48.73	19.91	68.64	-5.36	74.00	Peak
3	*	5178.535	100.05	19.94	119.98	N/A	N/A	Peak

Note:

1. " *", means this data is the worst emission level.
2. C.F (Correction Factor) = Antenna Factor (dB)+ Cable Loss (dB)+ 16dB Attenuation (dB)– Preamplifier(dB).
3. Measurement(dBuV/m) = Reading(dBuV) + C.F (Correction Factor).
4.The emission levels of other frequencies are very lower than the limit and not show in test report.

EUT	AX11000 Tri-Band Wi-Fi 6 Gaming Router	Date of Test	2021-05-25
Factor	BBHA 9120D (1GHz~18GHz)	Temp. / Humidity	25.2°C/40%
Polarity	Vertical	Site / Test Engineer	AC1 / Jay
Test Mode	Transmit by 802.11a at Channel 5180MHz	Test Voltage	AC 120V/60Hz

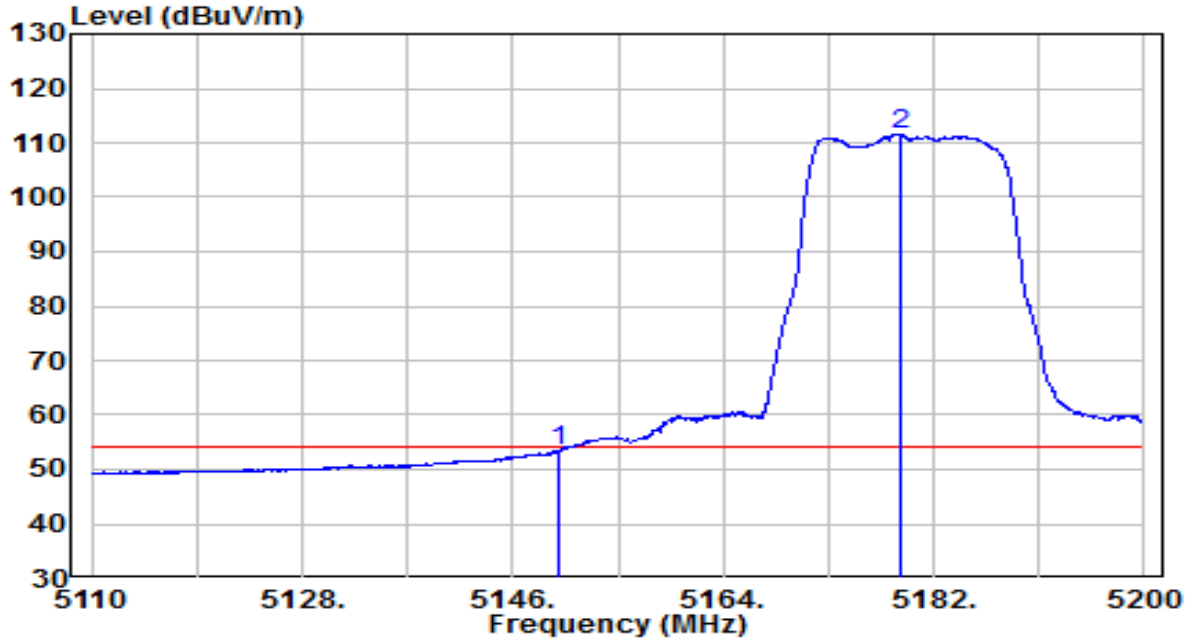

No		Frequency (MHz)	Reading (dBuV)	C.F (dB)	Measurement (dBuV/m)	Margin (dB)	Limit (dBuV/m)	Remark (QP/PK/AV)
1		5150.005	33.59	19.91	53.49	-0.51	54.00	Average
2	*	5179.255	91.70	19.94	111.63	N/A	N/A	Average

Note:

1. " *", means this data is the worst emission level.
2. C.F (Correction Factor) = Antenna Factor (dB)+ Cable Loss (dB)+ 16dB Attenuation (dB)– Preamplifier(dB).
3. Measurement(dBuV/m) = Reading(dBuV) + C.F (Correction Factor).
4.The emission levels of other frequencies are very lower than the limit and not show in test report.

EUT	AX11000 Tri-Band Wi-Fi 6 Gaming Router	Date of Test	2021-05-25
Factor	BBHA 9120D (1GHz~18GHz)	Temp. / Humidity	25.2°C/40%
Polarity	Horizontal	Site / Test Engineer	AC1 / Jay
Test Mode	Transmit by 802.11a at Channel 5240MHz	Test Voltage	AC 120V/60Hz

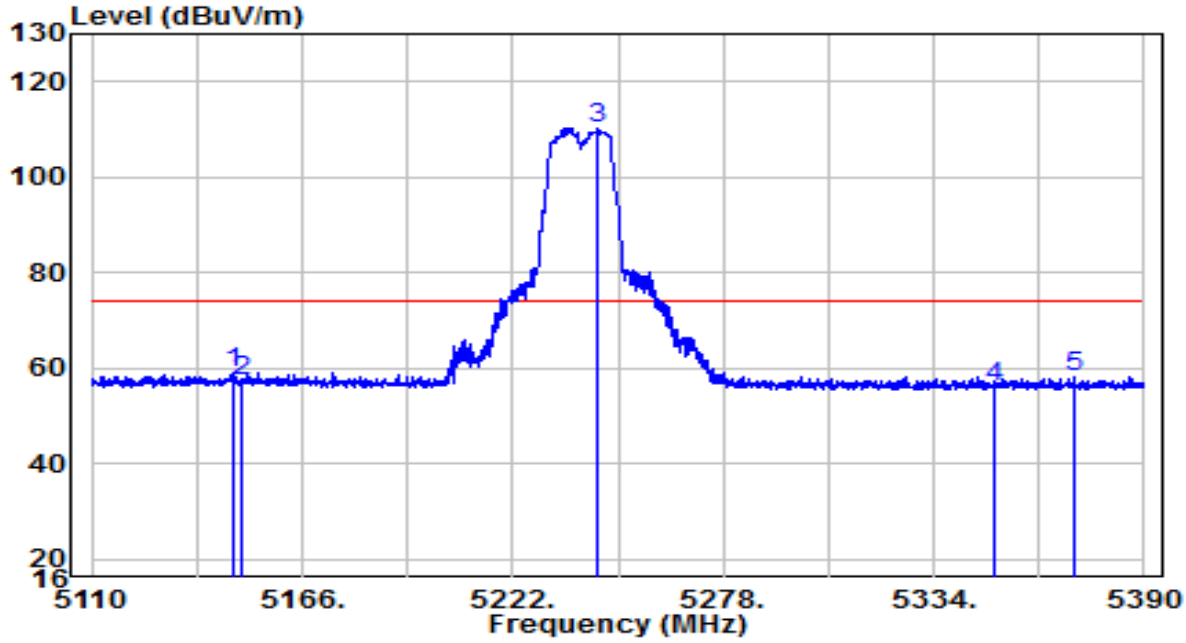

No		Frequency (MHz)	Reading (dBuV)	C.F (dB)	Measurement (dBuV/m)	Margin (dB)	Limit (dBuV/m)	Remark (QP/PK/AV)
1		5147.800	39.06	19.90	58.97	-15.03	74.00	Peak
2		5150.000	37.22	19.91	57.12	-16.88	74.00	Peak
3	*	5244.820	90.34	20.00	110.34	N/A	N/A	Peak
4		5350.000	36.10	20.11	56.21	-17.79	74.00	Peak
5		5371.520	37.83	20.14	57.96	-16.04	74.00	Peak

Note:

1. " *", means this data is the worst emission level.
2. C.F (Correction Factor) = Antenna Factor (dB)+ Cable Loss (dB)+ 16dB Attenuation (dB)– Preamplifier(dB).
3. Measurement(dBuV/m) = Reading(dBuV) + C.F (Correction Factor).
4.The emission levels of other frequencies are very lower than the limit and not show in test report.

EUT	AX11000 Tri-Band Wi-Fi 6 Gaming Router	Date of Test	2021-05-25
Factor	BBHA 9120D (1GHz~18GHz)	Temp. / Humidity	25.2°C/40%
Polarity	Horizontal	Site / Test Engineer	AC1 / Jay
Test Mode	Transmit by 802.11a at Channel 5240MHz	Test Voltage	AC 120V/60Hz

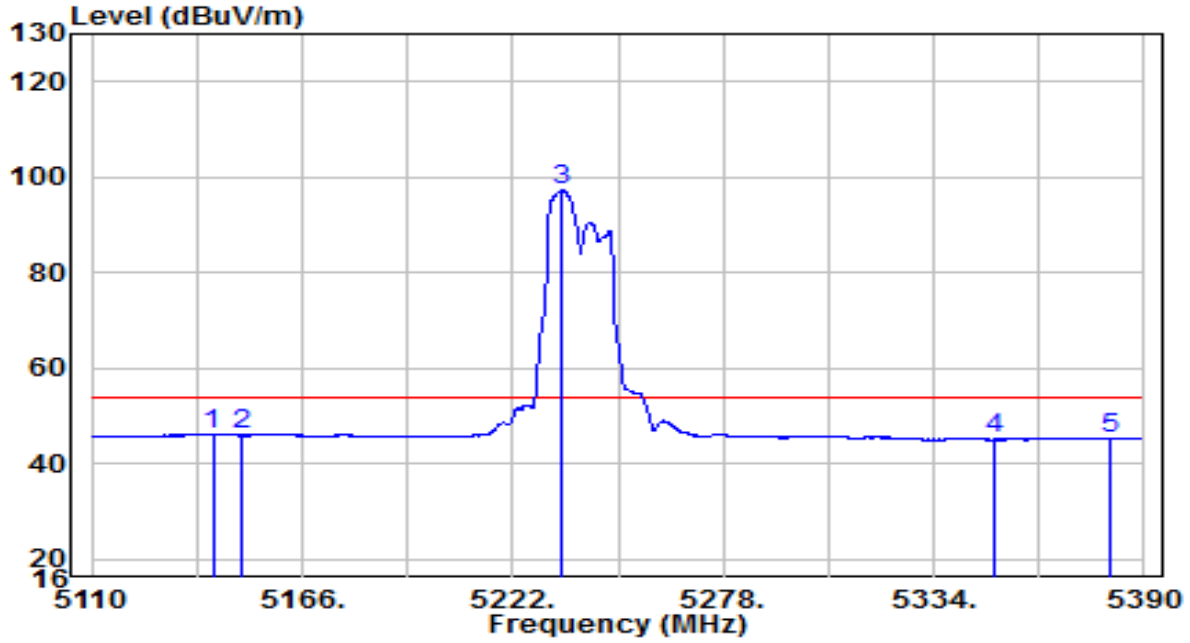

No		Frequency (MHz)	Reading (dBuV)	C.F (dB)	Measurement (dBuV/m)	Margin (dB)	Limit (dBuV/m)	Remark (QP/PK/AV)
1		5142.200	26.13	19.90	46.03	-7.97	54.00	Peak
2		5150.000	26.03	19.91	45.94	-8.06	54.00	Peak
3	*	5235.160	77.21	19.99	97.20	N/A	N/A	Peak
4		5350.000	24.96	20.11	45.08	-8.92	54.00	Peak
5		5381.040	25.20	20.15	45.34	-8.66	54.00	Peak

Note:

1. " *", means this data is the worst emission level.
2. C.F (Correction Factor) = Antenna Factor (dB)+ Cable Loss (dB)+ 16dB Attenuation (dB)– Preamplifier(dB).
3. Measurement(dBuV/m) = Reading(dBuV) + C.F (Correction Factor).
4.The emission levels of other frequencies are very lower than the limit and not show in test report.

EUT	AX11000 Tri-Band Wi-Fi 6 Gaming Router	Date of Test	2021-05-25
Factor	BBHA 9120D (1GHz~18GHz)	Temp. / Humidity	25.2°C/40%
Polarity	Vertical	Site / Test Engineer	AC1 / Jay
Test Mode	Transmit by 802.11a at Channel 5240MHz	Test Voltage	AC 120V/60Hz

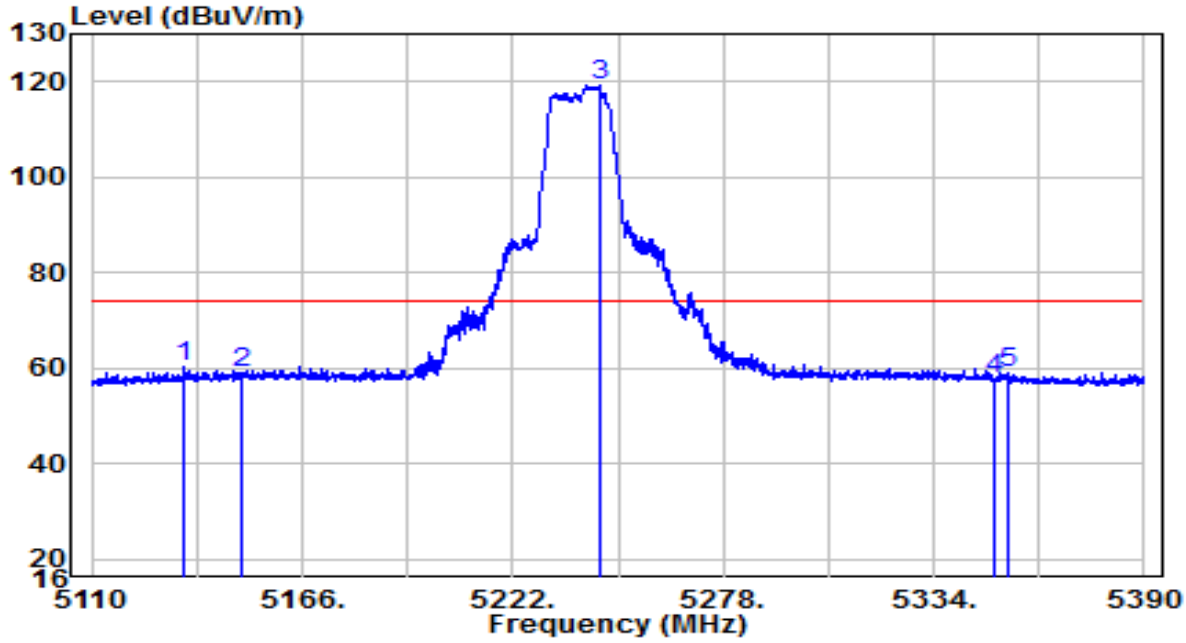

No		Frequency (MHz)	Reading (dBuV)	C.F (dB)	Measurement (dBuV/m)	Margin (dB)	Limit (dBuV/m)	Remark (QP/PK/AV)
1		5134.780	40.37	19.89	60.26	-13.74	74.00	Peak
2		5150.000	39.16	19.91	59.07	-14.93	74.00	Peak
3	*	5244.960	99.25	20.00	119.25	N/A	N/A	Peak
4		5350.000	37.48	20.11	57.59	-16.41	74.00	Peak
5		5353.880	38.92	20.12	59.04	-14.96	74.00	Peak

Note:

1. " *", means this data is the worst emission level.
2. C.F (Correction Factor) = Antenna Factor (dB)+ Cable Loss (dB)+ 16dB Attenuation (dB)– Preamplifier(dB).
3. Measurement(dBuV/m) = Reading(dBuV) + C.F (Correction Factor).
4.The emission levels of other frequencies are very lower than the limit and not show in test report.

EUT	AX11000 Tri-Band Wi-Fi 6 Gaming Router	Date of Test	2021-05-25
Factor	BBHA 9120D (1GHz~18GHz)	Temp. / Humidity	25.2°C/40%
Polarity	Vertical	Site / Test Engineer	AC1 / Jay
Test Mode	Transmit by 802.11a at Channel 5240MHz	Test Voltage	AC 120V/60Hz

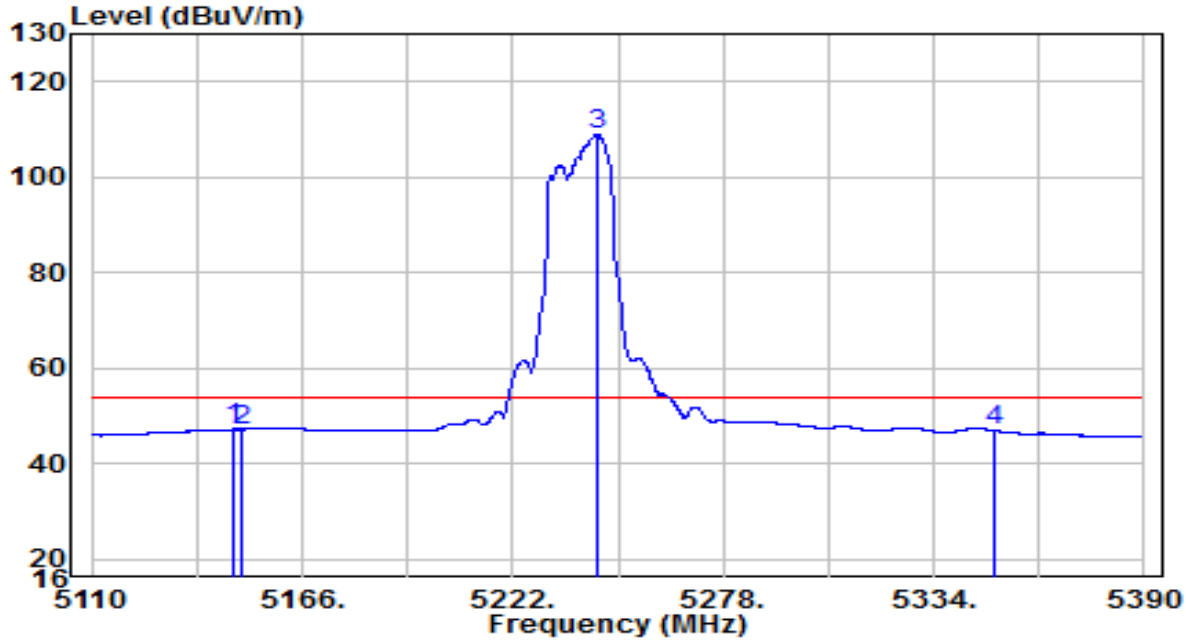

No		Frequency (MHz)	Reading (dBuV)	C.F (dB)	Measurement (dBuV/m)	Margin (dB)	Limit (dBuV/m)	Remark (QP/PK/AV)
1		5147.940	27.32	19.90	47.23	-6.77	54.00	Peak
2		5150.000	27.24	19.91	47.14	-6.86	54.00	Peak
3	*	5244.400	88.85	20.00	108.85	N/A	N/A	Peak
4		5350.000	26.80	20.11	46.91	-7.09	54.00	Peak

Note:

1. " *", means this data is the worst emission level.
2. C.F (Correction Factor) = Antenna Factor (dB)+ Cable Loss (dB)+ 16dB Attenuation (dB)– Preamplifier(dB).
3. Measurement(dBuV/m) = Reading(dBuV) + C.F (Correction Factor).
4.The emission levels of other frequencies are very lower than the limit and not show in test report.

EUT	AX11000 Tri-Band Wi-Fi 6 Gaming Router	Date of Test	2021-05-25
Factor	BBHA 9120D (1GHz~18GHz)	Temp. / Humidity	25.2°C/40%
Polarity	Horizontal	Site / Test Engineer	AC1 / Jay
Test Mode	Transmit by 802.11a at Channel 5320MHz	Test Voltage	AC 120V/60Hz

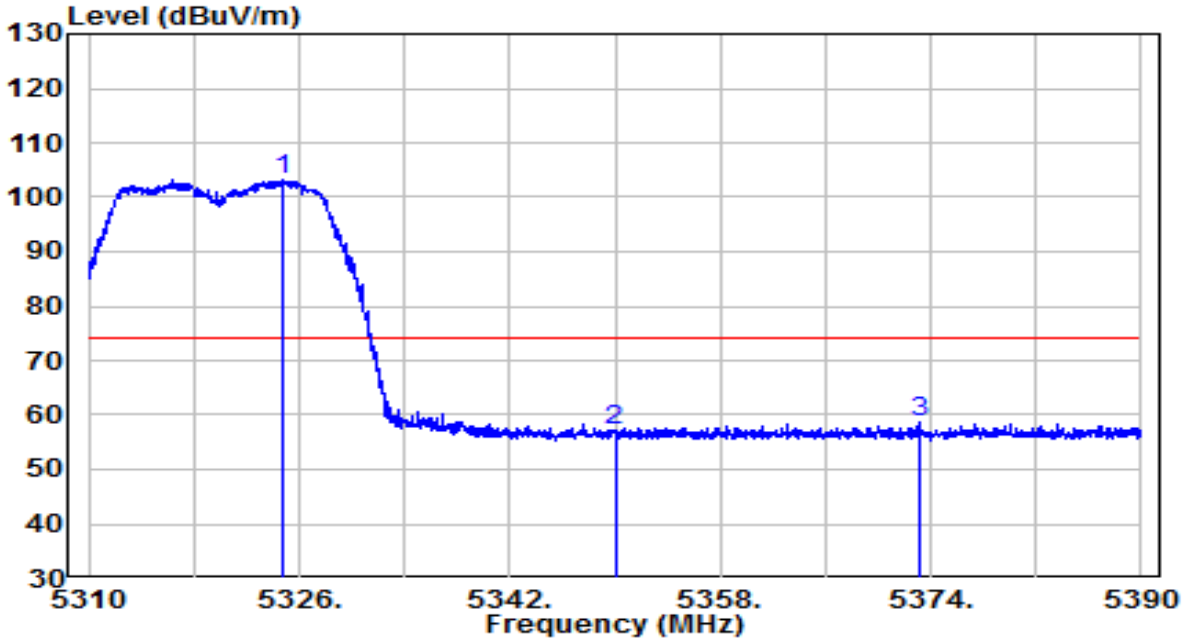

No		Frequency (MHz)	Reading (dBuV)	C.F (dB)	Measurement (dBuV/m)	Margin (dB)	Limit (dBuV/m)	Remark (QP/PK/AV)
1	*	5324.720	82.98	20.09	103.07	N/A	N/A	Peak
2		5350.000	36.96	20.11	57.07	-16.93	74.00	Peak
3		5373.080	38.63	20.14	58.77	-15.23	74.00	Peak

Note:

1. " *", means this data is the worst emission level.
2. C.F (Correction Factor) = Antenna Factor (dB)+ Cable Loss (dB)+ 16dB Attenuation (dB)– Preamplifier(dB).
3. Measurement(dBuV/m) = Reading(dBuV) + C.F (Correction Factor).
4.The emission levels of other frequencies are very lower than the limit and not show in test report.

EUT	AX11000 Tri-Band Wi-Fi 6 Gaming Router	Date of Test	2021-05-25
Factor	BBHA 9120D (1GHz~18GHz)	Temp. / Humidity	25.2°C/40%
Polarity	Horizontal	Site / Test Engineer	AC1 / Jay
Test Mode	Transmit by 802.11a at Channel 5320MHz	Test Voltage	AC 120V/60Hz

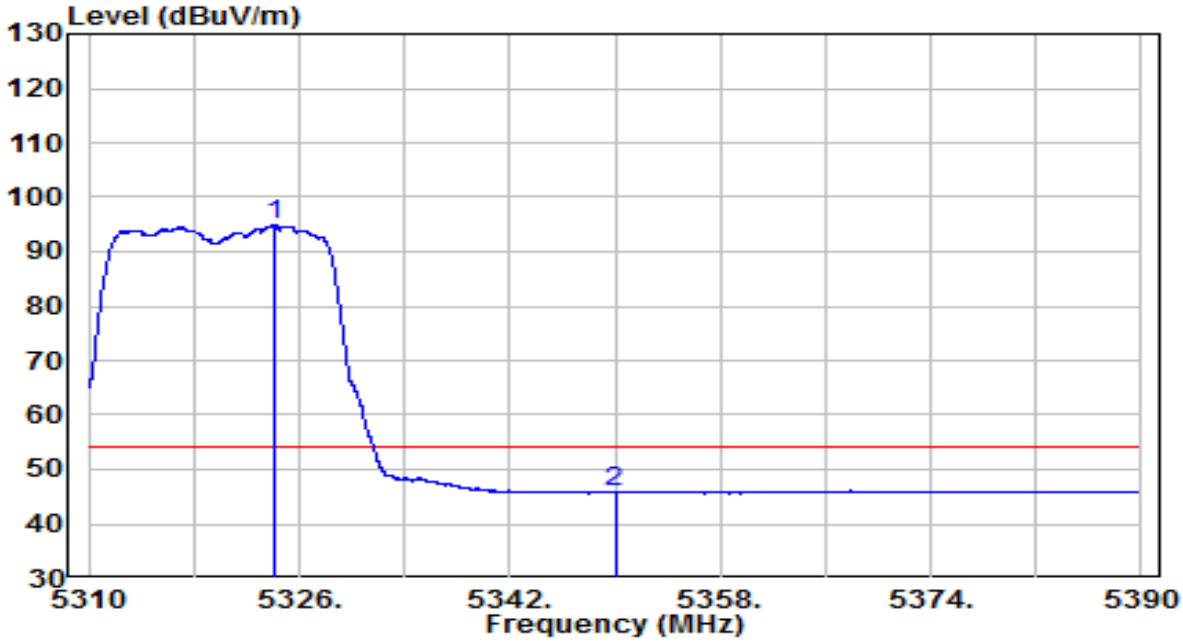

No		Frequency (MHz)	Reading (dBuV)	C.F (dB)	Measurement (dBuV/m)	Margin (dB)	Limit (dBuV/m)	Remark (QP/PK/AV)
1	*	5324.040	74.86	20.09	94.95	N/A	N/A	Average
2		5350.000	25.63	20.11	45.75	-8.25	54.00	Average

Note:

1. " *", means this data is the worst emission level.
2. C.F (Correction Factor) = Antenna Factor (dB)+ Cable Loss (dB)+ 16dB Attenuation (dB)– Preamplifier(dB).
3. Measurement(dBuV/m) = Reading(dBuV) + C.F (Correction Factor).
4.The emission levels of other frequencies are very lower than the limit and not show in test report.

EUT	AX11000 Tri-Band Wi-Fi 6 Gaming Router	Date of Test	2021-05-25
Factor	BBHA 9120D (1GHz~18GHz)	Temp. / Humidity	25.2°C/40%
Polarity	Vertical	Site / Test Engineer	AC1 / Jay
Test Mode	Transmit by 802.11a at Channel 5320MHz	Test Voltage	AC 120V/60Hz

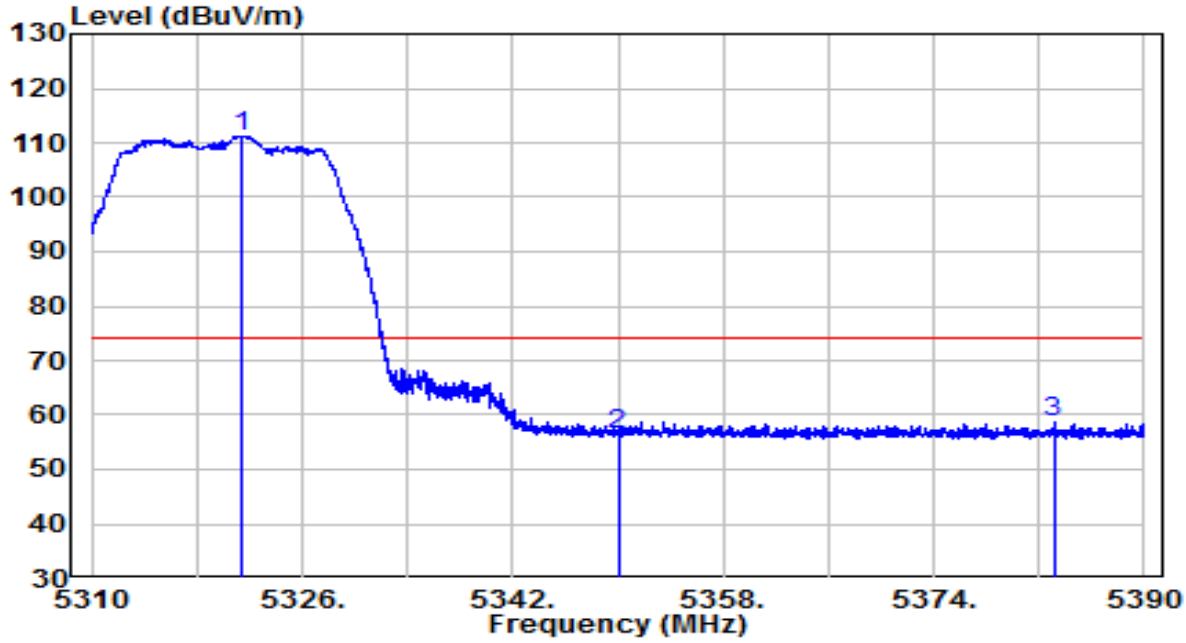

No		Frequency (MHz)	Reading (dBuV)	C.F (dB)	Measurement (dBuV/m)	Margin (dB)	Limit (dBuV/m)	Remark (QP/PK/AV)
1	*	5321.320	91.23	20.08	111.32	N/A	N/A	Peak
2		5350.000	36.16	20.11	56.27	-17.73	74.00	Peak
3		5383.120	38.63	20.15	58.78	-15.22	74.00	Peak

Note:

1. " *", means this data is the worst emission level.
2. C.F (Correction Factor) = Antenna Factor (dB)+ Cable Loss (dB)+ 16dB Attenuation (dB)– Preamplifier(dB).
3. Measurement(dBuV/m) = Reading(dBuV) + C.F (Correction Factor).
4.The emission levels of other frequencies are very lower than the limit and not show in test report.

EUT	AX11000 Tri-Band Wi-Fi 6 Gaming Router	Date of Test	2021-05-25
Factor	BBHA 9120D (1GHz~18GHz)	Temp. / Humidity	25.2°C/40%
Polarity	Vertical	Site / Test Engineer	AC1 / Jay
Test Mode	Transmit by 802.11a at Channel 5320MHz	Test Voltage	AC 120V/60Hz

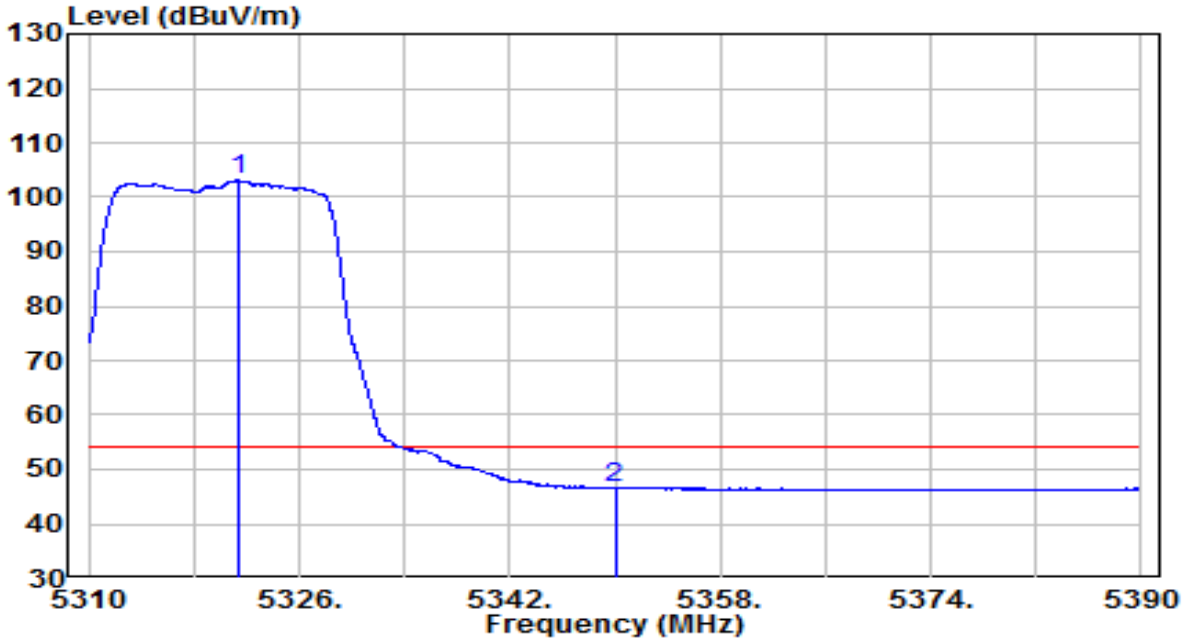

No		Frequency (MHz)	Reading (dBuV)	C.F (dB)	Measurement (dBuV/m)	Margin (dB)	Limit (dBuV/m)	Remark (QP/PK/AV)
1	*	5321.360	83.03	20.08	103.11	N/A	N/A	Average
2		5350.000	26.46	20.11	46.58	-7.42	54.00	Average

Note:

1. " *", means this data is the worst emission level.
2. C.F (Correction Factor) = Antenna Factor (dB)+ Cable Loss (dB)+ 16dB Attenuation (dB)– Preamplifier(dB).
3. Measurement(dBuV/m) = Reading(dBuV) + C.F (Correction Factor).
4.The emission levels of other frequencies are very lower than the limit and not show in test report.

EUT	AX11000 Tri-Band Wi-Fi 6 Gaming Router	Date of Test	2021-05-25
Factor	BBHA 9120D (1GHz~18GHz)	Temp. / Humidity	25.2°C/40%
Polarity	Horizontal	Site / Test Engineer	AC1 / Jay
Test Mode	Transmit by 802.11a at Channel 5500MHz	Test Voltage	AC 120V/60Hz

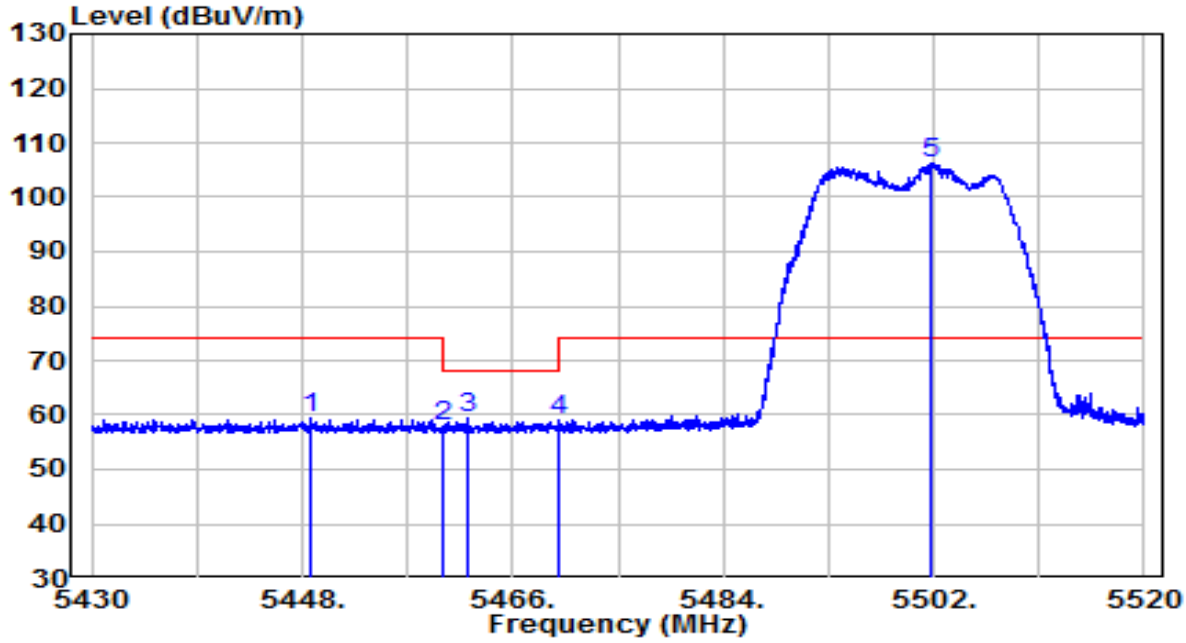

No		Frequency (MHz)	Reading (dBuV)	C.F (dB)	Measurement (dBuV/m)	Margin (dB)	Limit (dBuV/m)	Remark (QP/PK/AV)
1		5448.765	39.22	20.22	59.43	-14.57	74.00	Peak
2		5460.000	37.58	20.23	57.81	-10.39	68.20	Peak
3		5462.175	39.16	20.23	59.39	-8.81	68.20	Peak
4		5470.000	38.64	20.24	58.88	-9.32	68.20	Peak
5	*	5501.730	85.84	20.28	106.11	N/A	N/A	Peak

Note:

1. " *", means this data is the worst emission level.
2. C.F (Correction Factor) = Antenna Factor (dB)+ Cable Loss (dB)+ 16dB Attenuation (dB)– Preamplifier(dB).
3. Measurement(dBuV/m) = Reading(dBuV) + C.F (Correction Factor).
4.The emission levels of other frequencies are very lower than the limit and not show in test report.

EUT	AX11000 Tri-Band Wi-Fi 6 Gaming Router	Date of Test	2021-05-25
Factor	BBHA 9120D (1GHz~18GHz)	Temp. / Humidity	25.2°C/40%
Polarity	Horizontal	Site / Test Engineer	AC1 / Jay
Test Mode	Transmit by 802.11a at Channel 5500MHz	Test Voltage	AC 120V/60Hz

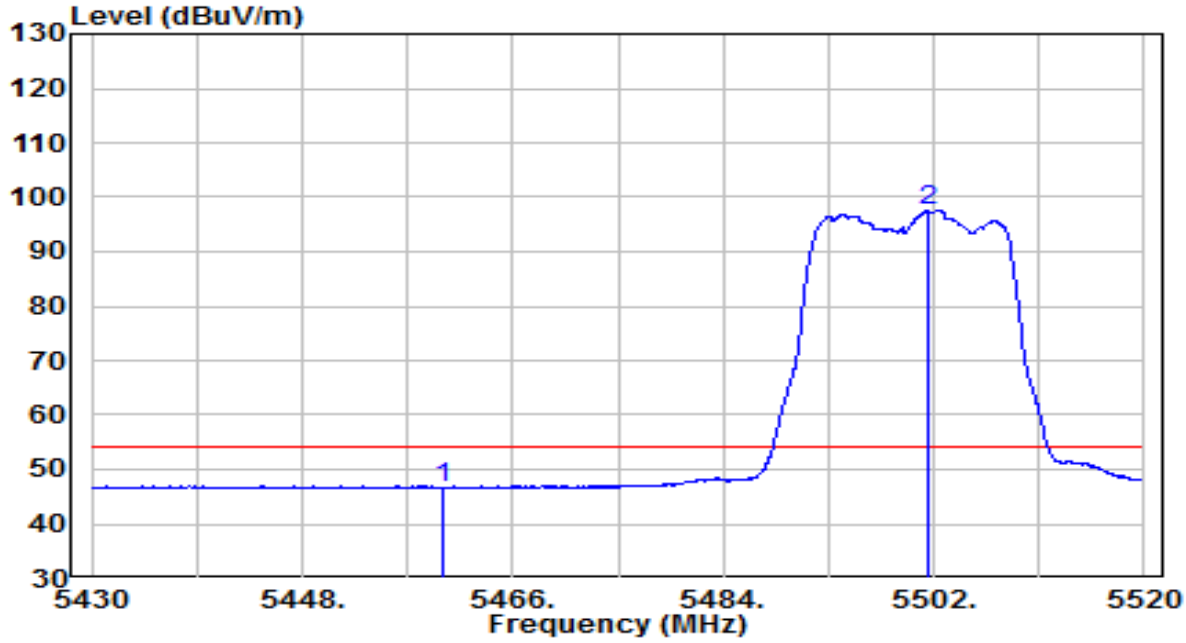

No		Frequency (MHz)	Reading (dBuV)	C.F (dB)	Measurement (dBuV/m)	Margin (dB)	Limit (dBuV/m)	Remark (QP/PK/AV)
1		5460.000	26.50	20.23	46.72	-7.28	54.00	Average
2	*	5501.505	77.27	20.27	97.55	N/A	N/A	Average

Note:

1. " *", means this data is the worst emission level.
2. C.F (Correction Factor) = Antenna Factor (dB)+ Cable Loss (dB)+ 16dB Attenuation (dB)– Preamplifier(dB).
3. Measurement(dBuV/m) = Reading(dBuV) + C.F (Correction Factor).
4.The emission levels of other frequencies are very lower than the limit and not show in test report.

EUT	AX11000 Tri-Band Wi-Fi 6 Gaming Router	Date of Test	2021-05-25
Factor	BBHA 9120D (1GHz~18GHz)	Temp. / Humidity	25.2°C/40%
Polarity	Vertical	Site / Test Engineer	AC1 / Jay
Test Mode	Transmit by 802.11a at Channel 5500MHz	Test Voltage	AC 120V/60Hz

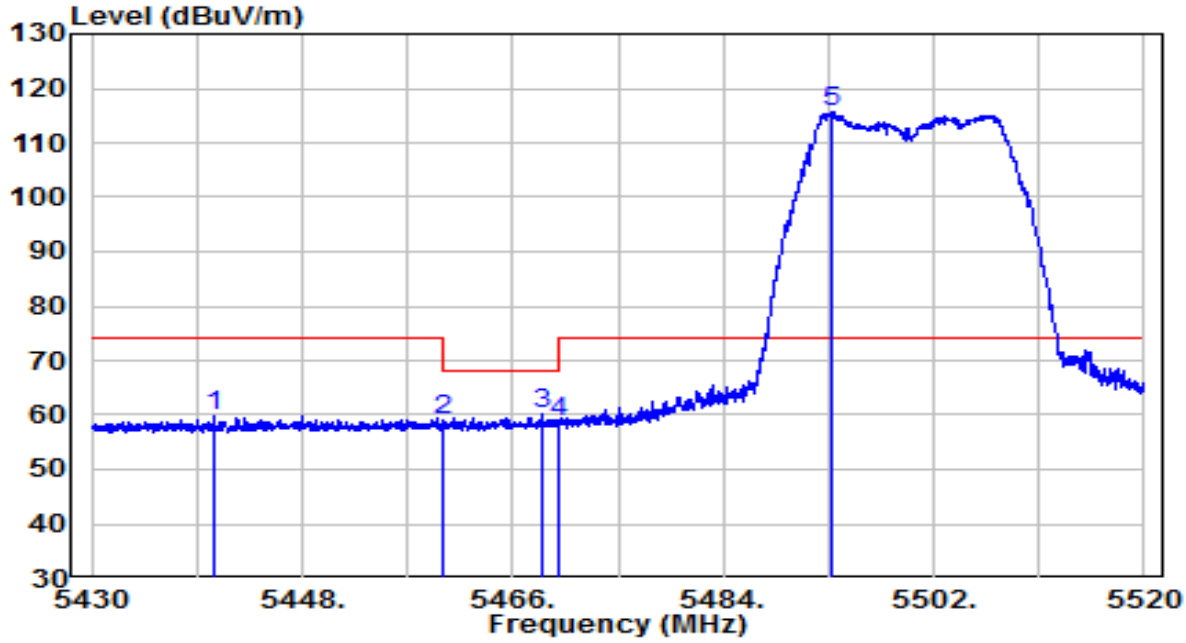

No		Frequency (MHz)	Reading (dBuV)	C.F (dB)	Measurement (dBuV/m)	Margin (dB)	Limit (dBuV/m)	Remark (QP/PK/AV)
1		5440.440	39.72	20.21	59.93	-14.07	74.00	Peak
2		5460.000	38.81	20.23	59.04	-9.16	68.20	Peak
3		5468.430	39.82	20.24	60.06	-8.14	68.20	Peak
4		5470.000	38.39	20.24	58.63	-9.57	68.20	Peak
5	*	5493.315	95.38	20.26	115.64	N/A	N/A	Peak

Note:

1. " *", means this data is the worst emission level.
2. C.F (Correction Factor) = Antenna Factor (dB)+ Cable Loss (dB)+ 16dB Attenuation (dB)– Preamplifier(dB).
3. Measurement(dBuV/m) = Reading(dBuV) + C.F (Correction Factor).
4.The emission levels of other frequencies are very lower than the limit and not show in test report.

EUT	AX11000 Tri-Band Wi-Fi 6 Gaming Router	Date of Test	2021-05-25
Factor	BBHA 9120D (1GHz~18GHz)	Temp. / Humidity	25.2°C/40%
Polarity	Vertical	Site / Test Engineer	AC1 / Jay
Test Mode	Transmit by 802.11a at Channel 5500MHz	Test Voltage	AC 120V/60Hz

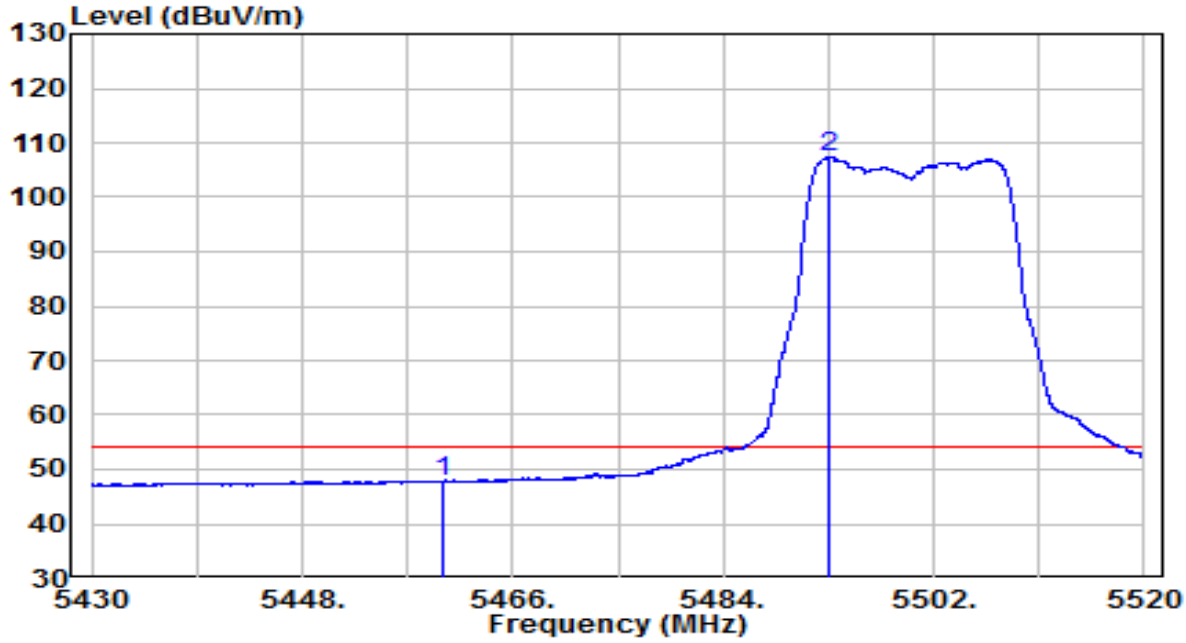

No		Frequency (MHz)	Reading (dBuV)	C.F (dB)	Measurement (dBuV/m)	Margin (dB)	Limit (dBuV/m)	Remark (QP/PK/AV)
1		5460.000	27.45	20.23	47.68	-6.32	54.00	Average
2	*	5493.135	87.23	20.26	107.49	N/A	N/A	Average

Note:

1. " *", means this data is the worst emission level.
2. C.F (Correction Factor) = Antenna Factor (dB)+ Cable Loss (dB)+ 16dB Attenuation (dB)– Preamplifier(dB).
3. Measurement(dBuV/m) = Reading(dBuV) + C.F (Correction Factor).
4.The emission levels of other frequencies are very lower than the limit and not show in test report.

EUT	AX11000 Tri-Band Wi-Fi 6 Gaming Router	Date of Test	2021-05-25
Factor	BBHA 9120D (1GHz~18GHz)	Temp. / Humidity	25.2°C/40%
Polarity	Horizontal	Site / Test Engineer	AC1 / Jay
Test Mode	Transmit by 802.11a at Channel 5700MHz	Test Voltage	AC 120V/60Hz

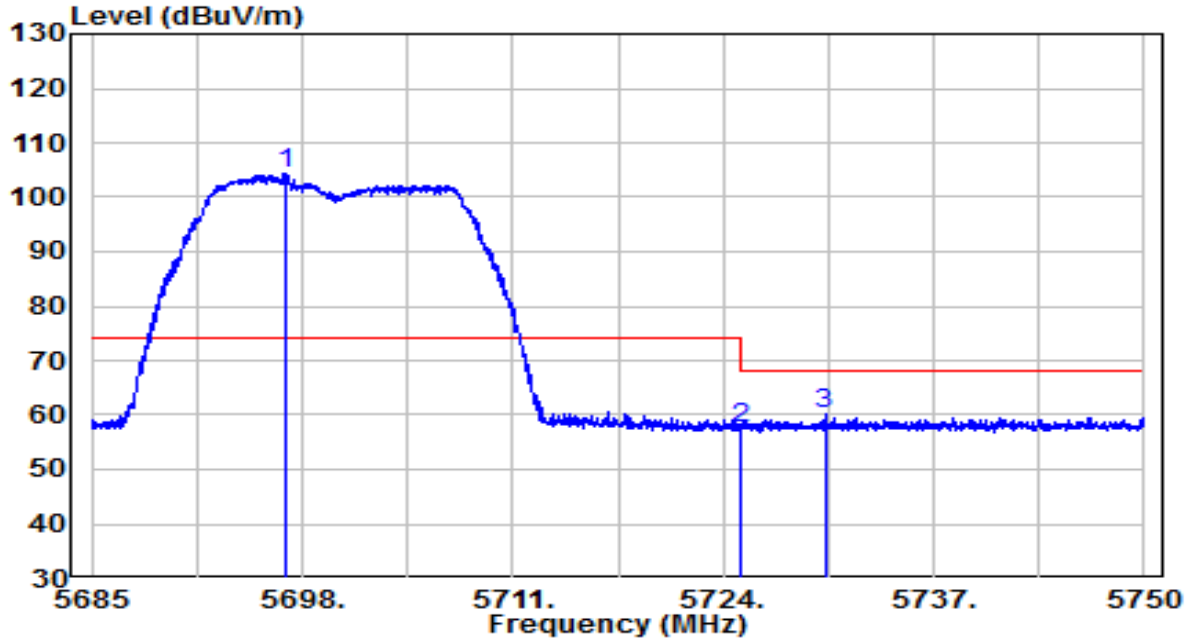

No		Frequency (MHz)	Reading (dBuV)	C.F (dB)	Measurement (dBuV/m)	Margin (dB)	Limit (dBuV/m)	Remark (QP/PK/AV)
1	*	5696.960	83.39	20.91	104.30	N/A	N/A	Peak
2		5725.000	36.53	21.00	57.53	-10.67	68.20	Peak
3		5730.272	39.21	21.02	60.22	-7.98	68.20	Peak

Note:

1. " *", means this data is the worst emission level.
2. C.F (Correction Factor) = Antenna Factor (dB)+ Cable Loss (dB)+ 16dB Attenuation (dB)– Preamplifier(dB).
3. Measurement(dBuV/m) = Reading(dBuV) + C.F (Correction Factor).
4.The emission levels of other frequencies are very lower than the limit and not show in test report.

EUT	AX11000 Tri-Band Wi-Fi 6 Gaming Router	Date of Test	2021-05-25
Factor	BBHA 9120D (1GHz~18GHz)	Temp. / Humidity	25.2°C/40%
Polarity	Vertical	Site / Test Engineer	AC1 / Jay
Test Mode	Transmit by 802.11a at Channel 5700MHz	Test Voltage	AC 120V/60Hz

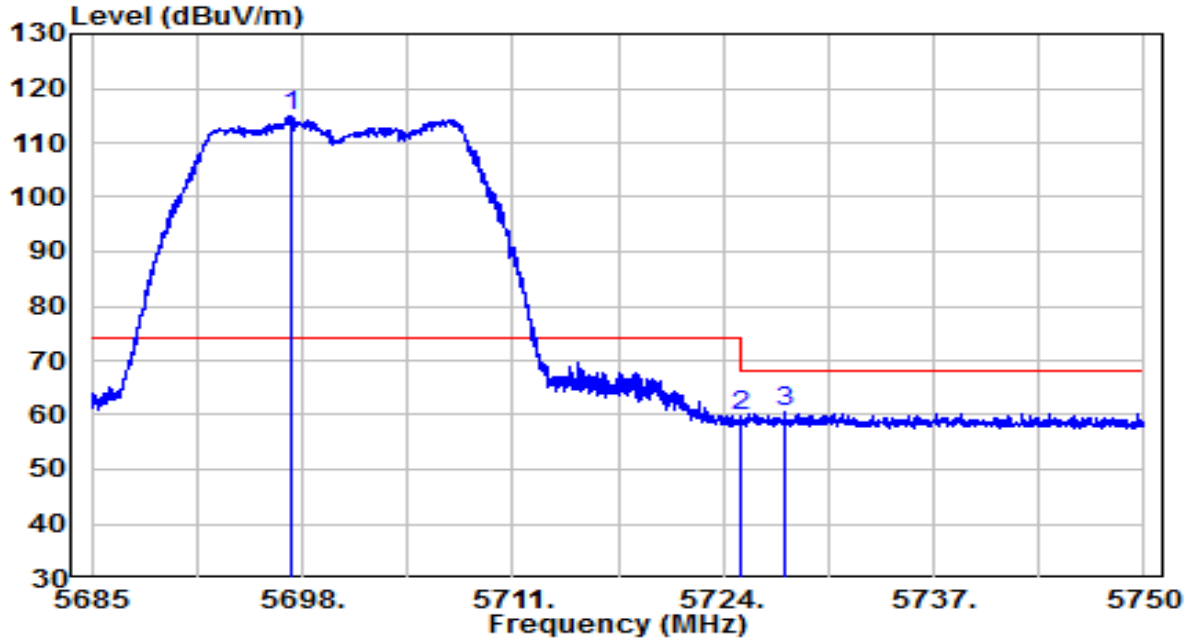

No		Frequency (MHz)	Reading (dBuV)	C.F (dB)	Measurement (dBuV/m)	Margin (dB)	Limit (dBuV/m)	Remark (QP/PK/AV)
1	*	5697.252	93.96	20.91	114.87	N/A	N/A	Peak
2		5725.000	38.71	21.00	59.71	-8.49	68.20	Peak
3		5727.803	39.39	21.01	60.40	-7.80	68.20	Peak

Note:

1. " *", means this data is the worst emission level.
2. C.F (Correction Factor) = Antenna Factor (dB)+ Cable Loss (dB)+ 16dB Attenuation (dB)– Preamplifier(dB).
3. Measurement(dBuV/m) = Reading(dBuV) + C.F (Correction Factor).
4.The emission levels of other frequencies are very lower than the limit and not show in test report.

EUT	AX11000 Tri-Band Wi-Fi 6 Gaming Router	Date of Test	2021-05-25
Factor	BBHA 9120D (1GHz~18GHz)	Temp. / Humidity	25.2°C/40%
Polarity	Horizontal	Site / Test Engineer	AC1 / Jay
Test Mode	Transmit by 802.11a at Channel 5745MHz	Test Voltage	AC 120V/60Hz

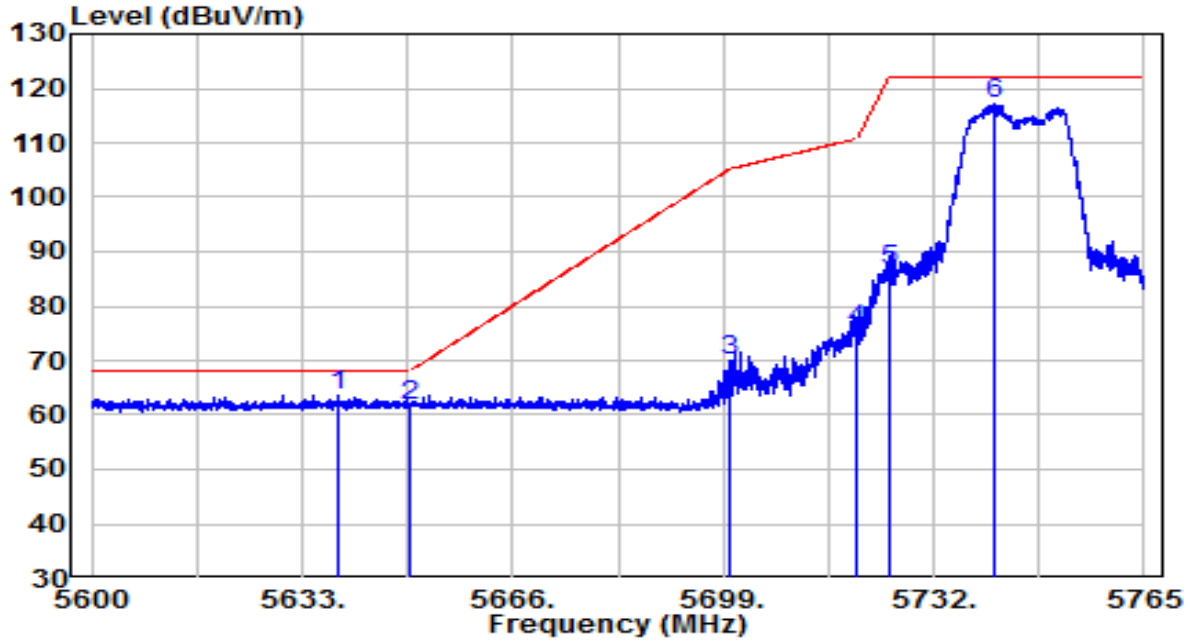

No		Frequency (MHz)	Reading (dBuV)	C.F (dB)	Measurement (dBuV/m)	Margin (dB)	Limit (dBuV/m)	Remark (QP/PK/AV)
1	*	5638.775	42.96	20.72	63.68	-4.52	68.20	Peak
2		5650.000	41.04	20.76	61.80	-6.40	68.20	Peak
3		5700.000	49.06	20.92	69.98	-35.22	105.20	Peak
4		5720.000	54.83	20.98	75.82	-34.98	110.80	Peak
5		5725.000	65.62	21.00	86.61	-35.59	122.20	Peak
6		5741.322	96.00	21.05	117.05	N/A	N/A	Peak

Note:

1. " *", means this data is the worst emission level.
2. C.F (Correction Factor) = Antenna Factor (dB)+ Cable Loss (dB)+ 16dB Attenuation (dB)– Preamplifier(dB).
3. Measurement(dBuV/m) = Reading(dBuV) + C.F (Correction Factor).
4.The emission levels of other frequencies are very lower than the limit and not show in test report.

EUT	AX11000 Tri-Band Wi-Fi 6 Gaming Router	Date of Test	2021-05-25
Factor	BBHA 9120D (1GHz~18GHz)	Temp. / Humidity	25.2°C/40%
Polarity	Vertical	Site / Test Engineer	AC1 / Jay
Test Mode	Transmit by 802.11a at Channel 5745MHz	Test Voltage	AC 120V/60Hz

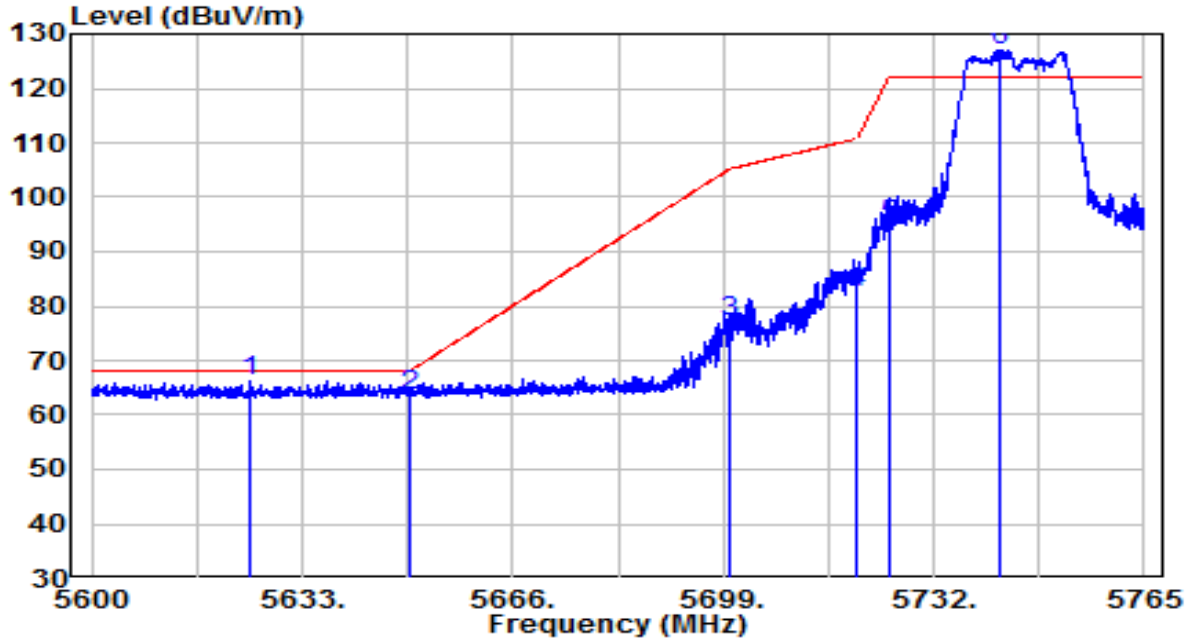

No		Frequency (MHz)	Reading (dBuV)	C.F (dB)	Measurement (dBuV/m)	Margin (dB)	Limit (dBuV/m)	Remark (QP/PK/AV)
1		5624.998	45.48	20.67	66.16	-2.04	68.20	Peak
2		5650.000	42.94	20.76	63.70	-4.50	68.20	Peak
3		5700.000	56.38	20.92	77.30	-27.90	105.20	Peak
4		5720.000	61.62	20.98	82.60	-28.20	110.80	Peak
5		5725.000	73.98	21.00	94.98	-27.22	122.20	Peak
6	*	5742.395	106.03	21.06	127.09	N/A	N/A	Peak

Note:

1. " *", means this data is the worst emission level.
2. C.F (Correction Factor) = Antenna Factor (dB)+ Cable Loss (dB)+ 16dB Attenuation (dB)– Preamplifier(dB).
3. Measurement(dBuV/m) = Reading(dBuV) + C.F (Correction Factor).
4.The emission levels of other frequencies are very lower than the limit and not show in test report.

EUT	AX11000 Tri-Band Wi-Fi 6 Gaming Router	Date of Test	2021-05-25
Factor	BBHA 9120D (1GHz~18GHz)	Temp. / Humidity	25.2°C/40%
Polarity	Horizontal	Site / Test Engineer	AC1 / Jay
Test Mode	Transmit by 802.11a at Channel 5825MHz	Test Voltage	AC 120V/60Hz

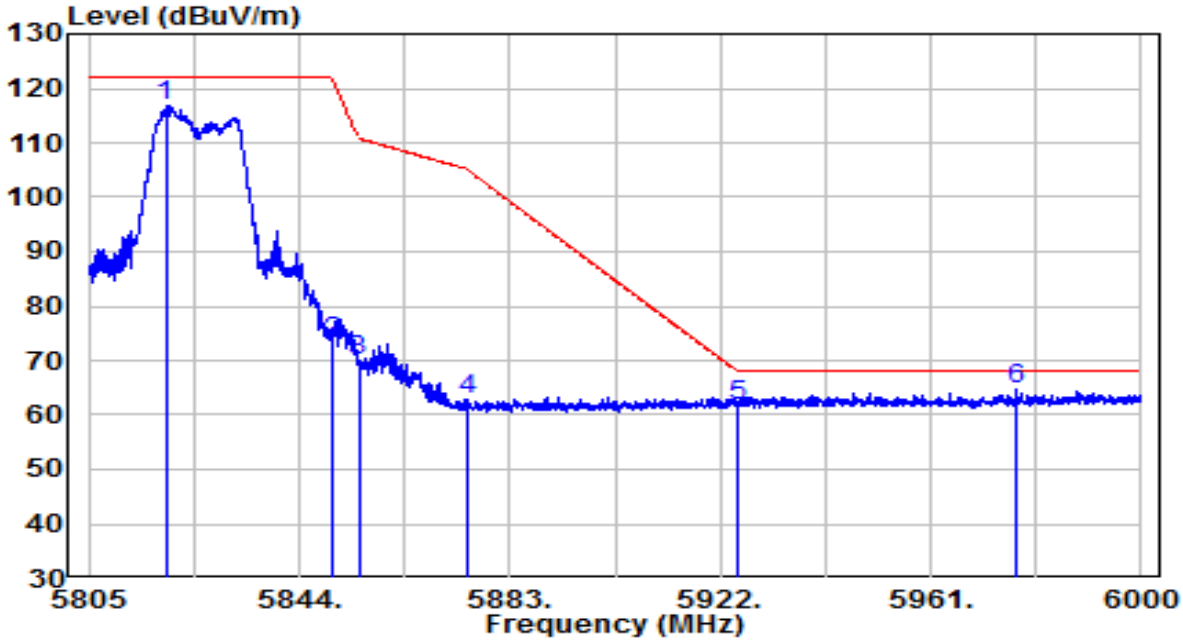

No		Frequency (MHz)	Reading (dBuV)	C.F (dB)	Measurement (dBuV/m)	Margin (dB)	Limit (dBuV/m)	Remark (QP/PK/AV)
1		5819.235	95.48	21.30	116.78	N/A	N/A	Peak
2		5850.000	52.04	21.40	73.44	-48.76	122.20	Peak
3		5855.000	48.45	21.42	69.87	-40.93	110.80	Peak
4		5875.000	41.20	21.49	62.68	-42.52	105.20	Peak
5		5925.000	40.20	21.65	61.85	-6.35	68.20	Peak
6	*	5976.990	43.08	21.82	64.89	-3.31	68.20	Peak

Note:

1. " *", means this data is the worst emission level.
2. C.F (Correction Factor) = Antenna Factor (dB)+ Cable Loss (dB)+ 16dB Attenuation (dB)– Preamplifier(dB).
3. Measurement(dBuV/m) = Reading(dBuV) + C.F (Correction Factor).
4.The emission levels of other frequencies are very lower than the limit and not show in test report.

EUT	AX11000 Tri-Band Wi-Fi 6 Gaming Router	Date of Test	2021-05-25
Factor	BBHA 9120D (1GHz~18GHz)	Temp. / Humidity	25.2°C/40%
Polarity	Vertical	Site / Test Engineer	AC1 / Jay
Test Mode	Transmit by 802.11a at Channel 5825MHz	Test Voltage	AC 120V/60Hz

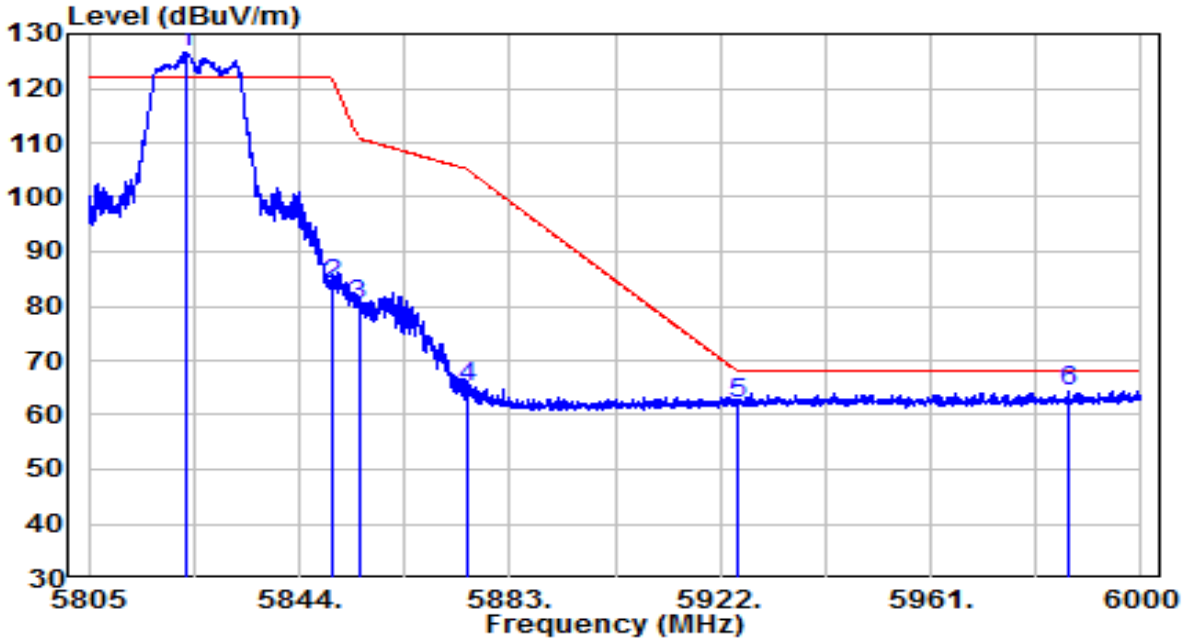

No		Frequency (MHz)	Reading (dBuV)	C.F (dB)	Measurement (dBuV/m)	Margin (dB)	Limit (dBuV/m)	Remark (QP/PK/AV)
1	*	5823.232	105.22	21.32	126.53	N/A	N/A	Peak
2		5850.000	62.65	21.40	84.05	-38.15	122.20	Peak
3		5855.000	58.88	21.42	80.30	-30.50	110.80	Peak
4		5875.000	43.74	21.49	65.22	-39.98	105.20	Peak
5		5925.000	40.57	21.65	62.22	-5.98	68.20	Peak
6		5986.350	42.63	21.85	64.47	-3.73	68.20	Peak

Note:

1. " *", means this data is the worst emission level.
2. C.F (Correction Factor) = Antenna Factor (dB)+ Cable Loss (dB)+ 16dB Attenuation (dB)– Preamplifier(dB).
3. Measurement(dBuV/m) = Reading(dBuV) + C.F (Correction Factor).
4.The emission levels of other frequencies are very lower than the limit and not show in test report.

EUT	AX11000 Tri-Band Wi-Fi 6 Gaming Router	Date of Test	2021-05-25
Factor	BBHA 9120D (1GHz~18GHz)	Temp. / Humidity	25.2°C/40%
Polarity	Horizontal	Site / Test Engineer	AC1 / Jay
Test Mode	Transmit by 802.11ac-VHT20 at Channel 5180MHz	Test Voltage	AC 120V/60Hz

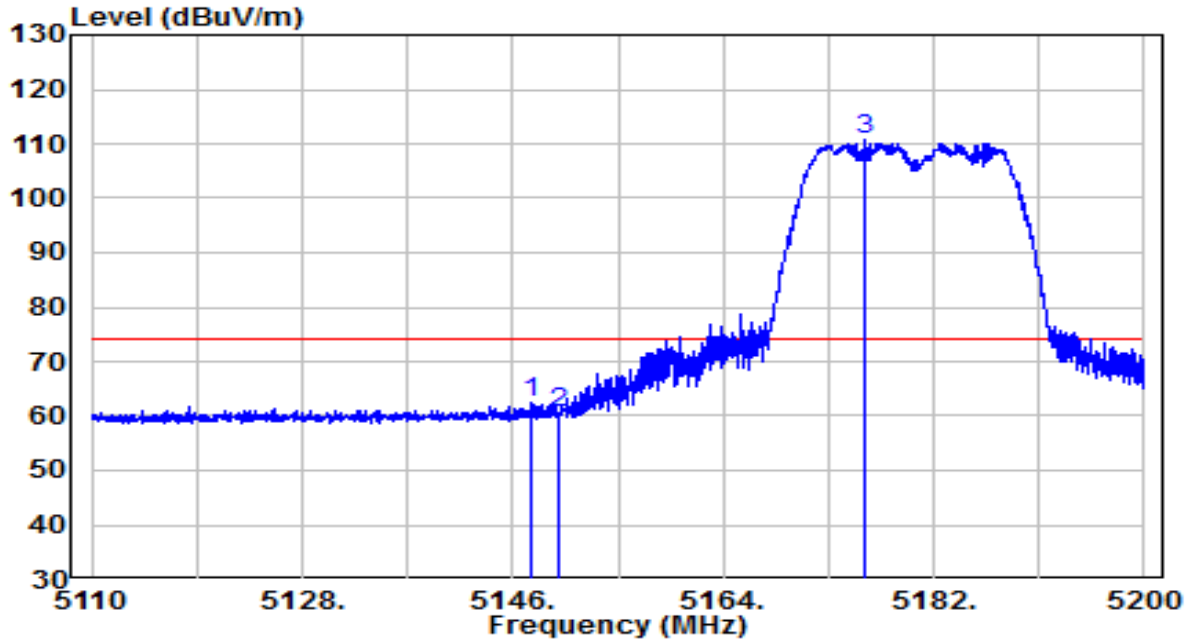

No		Frequency (MHz)	Reading (dBuV)	C.F (dB)	Measurement (dBuV/m)	Margin (dB)	Limit (dBuV/m)	Remark (QP/PK/AV)
1		5147.620	42.52	19.90	62.42	-11.58	74.00	Peak
2		5150.000	40.79	19.91	60.70	-13.30	74.00	Peak
3	*	5176.150	90.83	19.93	110.76	N/A	N/A	Peak

Note:

1. " *", means this data is the worst emission level.
2. C.F (Correction Factor) = Antenna Factor (dB)+ Cable Loss (dB)+ 16dB Attenuation (dB)– Preamplifier(dB).
3. Measurement(dBuV/m) = Reading(dBuV) + C.F (Correction Factor).
4.The emission levels of other frequencies are very lower than the limit and not show in test report.

EUT	AX11000 Tri-Band Wi-Fi 6 Gaming Router	Date of Test	2021-05-25
Factor	BBHA 9120D (1GHz~18GHz)	Temp. / Humidity	25.2°C/40%
Polarity	Horizontal	Site / Test Engineer	AC1 / Jay
Test Mode	Transmit by 802.11ac-VHT20 at Channel 5180MHz	Test Voltage	AC 120V/60Hz

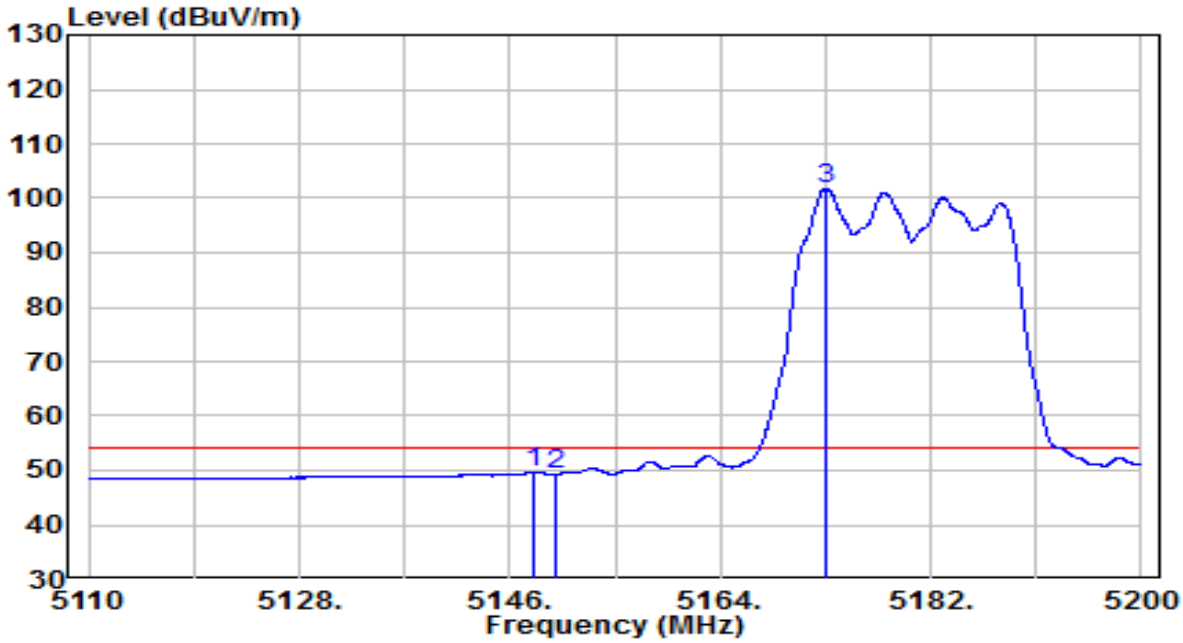

No		Frequency (MHz)	Reading (dBuV)	C.F (dB)	Measurement (dBuV/m)	Margin (dB)	Limit (dBuV/m)	Remark (QP/PK/AV)
1		5148.160	29.88	19.90	49.79	-4.21	54.00	Average
2		5150.000	29.35	19.91	49.26	-4.74	54.00	Average
3	*	5173.045	81.93	19.93	101.86	N/A	N/A	Average

Note:

1. " *", means this data is the worst emission level.
2. C.F (Correction Factor) = Antenna Factor (dB)+ Cable Loss (dB)+ 16dB Attenuation (dB)– Preamplifier(dB).
3. Measurement(dBuV/m) = Reading(dBuV) + C.F (Correction Factor).
4.The emission levels of other frequencies are very lower than the limit and not show in test report.

EUT	AX11000 Tri-Band Wi-Fi 6 Gaming Router	Date of Test	2021-05-25
Factor	BBHA 9120D (1GHz~18GHz)	Temp. / Humidity	25.2°C/40%
Polarity	Vertical	Site / Test Engineer	AC1 / Jay
Test Mode	Transmit by 802.11ac-VHT20 at Channel 5180MHz	Test Voltage	AC 120V/60Hz

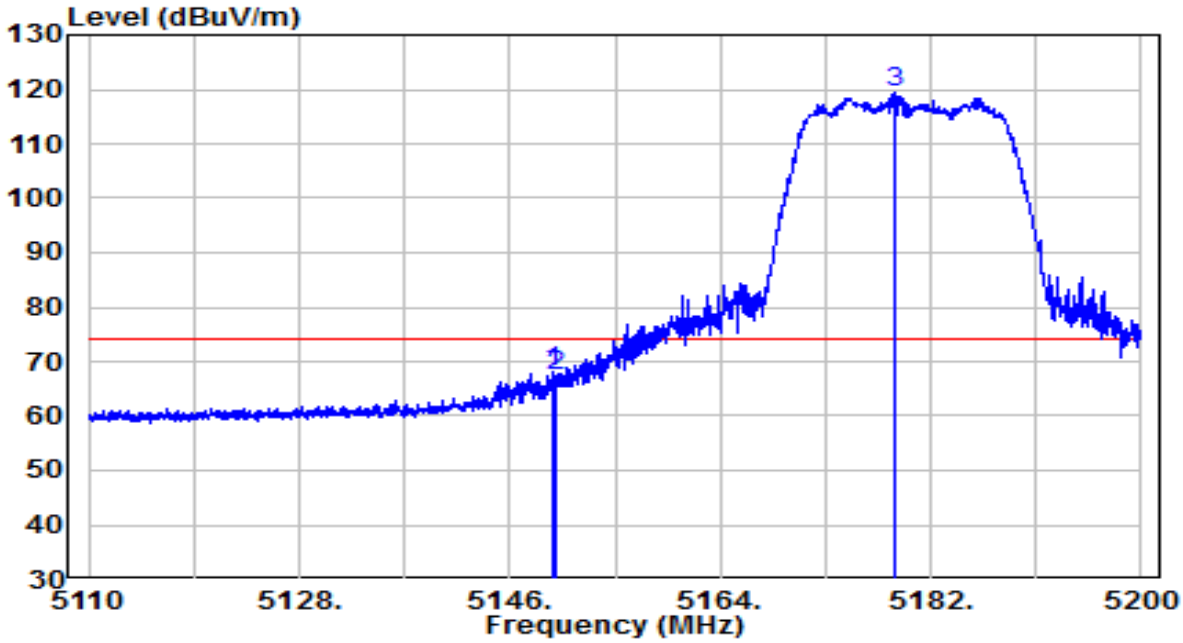

No		Frequency (MHz)	Reading (dBuV)	C.F (dB)	Measurement (dBuV/m)	Margin (dB)	Limit (dBuV/m)	Remark (QP/PK/AV)
1		5149.645	48.04	19.91	67.95	-6.05	74.00	Peak
2		5150.000	47.29	19.91	67.19	-6.81	74.00	Peak
3	*	5178.985	99.49	19.94	119.43	N/A	N/A	Peak

Note:

1. " *", means this data is the worst emission level.
2. C.F (Correction Factor) = Antenna Factor (dB)+ Cable Loss (dB)+ 16dB Attenuation (dB)– Preamplifier(dB).
3. Measurement(dBuV/m) = Reading(dBuV) + C.F (Correction Factor).
4.The emission levels of other frequencies are very lower than the limit and not show in test report.

EUT	AX11000 Tri-Band Wi-Fi 6 Gaming Router	Date of Test	2021-05-25
Factor	BBHA 9120D (1GHz~18GHz)	Temp. / Humidity	25.2°C/40%
Polarity	Vertical	Site / Test Engineer	AC1 / Jay
Test Mode	Transmit by 802.11ac-VHT20 at Channel 5180MHz	Test Voltage	AC 120V/60Hz

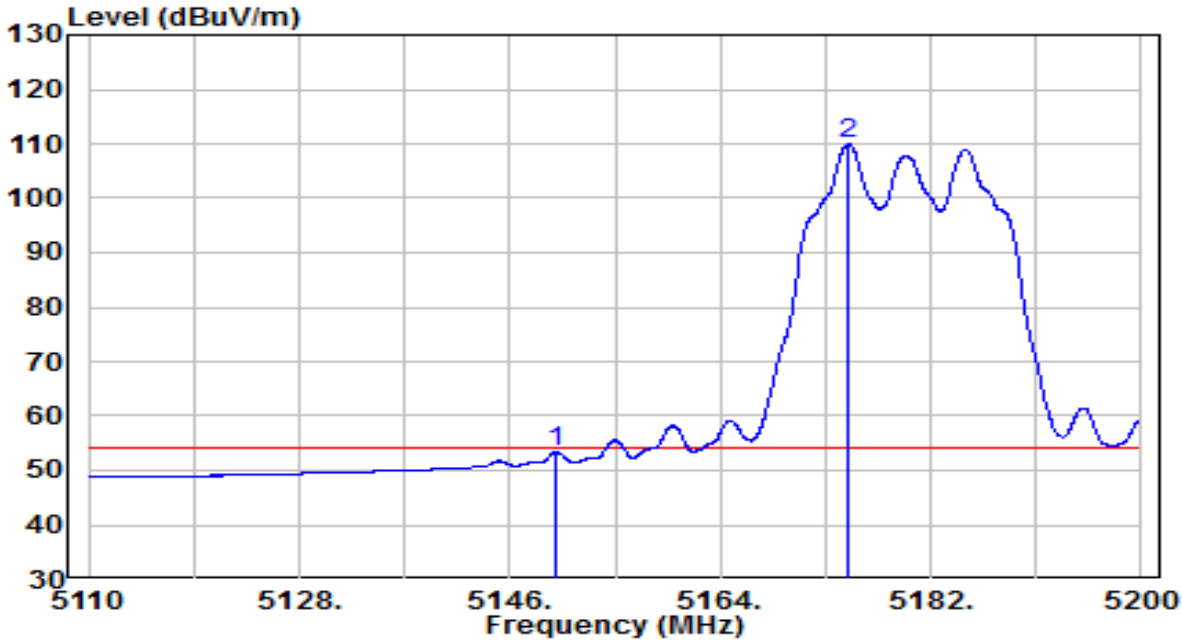

No		Frequency (MHz)	Reading (dBuV)	C.F (dB)	Measurement (dBuV/m)	Margin (dB)	Limit (dBuV/m)	Remark (QP/PK/AV)
1		5150.000	33.45	19.91	53.35	-0.65	54.00	Average
2	*	5174.980	89.97	19.93	109.90	N/A	N/A	Average

Note:

1. " *", means this data is the worst emission level.
2. C.F (Correction Factor) = Antenna Factor (dB)+ Cable Loss (dB)+ 16dB Attenuation (dB)– Preamplifier(dB).
3. Measurement(dBuV/m) = Reading(dBuV) + C.F (Correction Factor).
4.The emission levels of other frequencies are very lower than the limit and not show in test report.

EUT	AX11000 Tri-Band Wi-Fi 6 Gaming Router	Date of Test	2021-05-25
Factor	BBHA 9120D (1GHz~18GHz)	Temp. / Humidity	25.2°C/40%
Polarity	Horizontal	Site / Test Engineer	AC1 / Jay
Test Mode	Transmit by 802.11ac-VHT20 at Channel 5240MHz	Test Voltage	AC 120V/60Hz

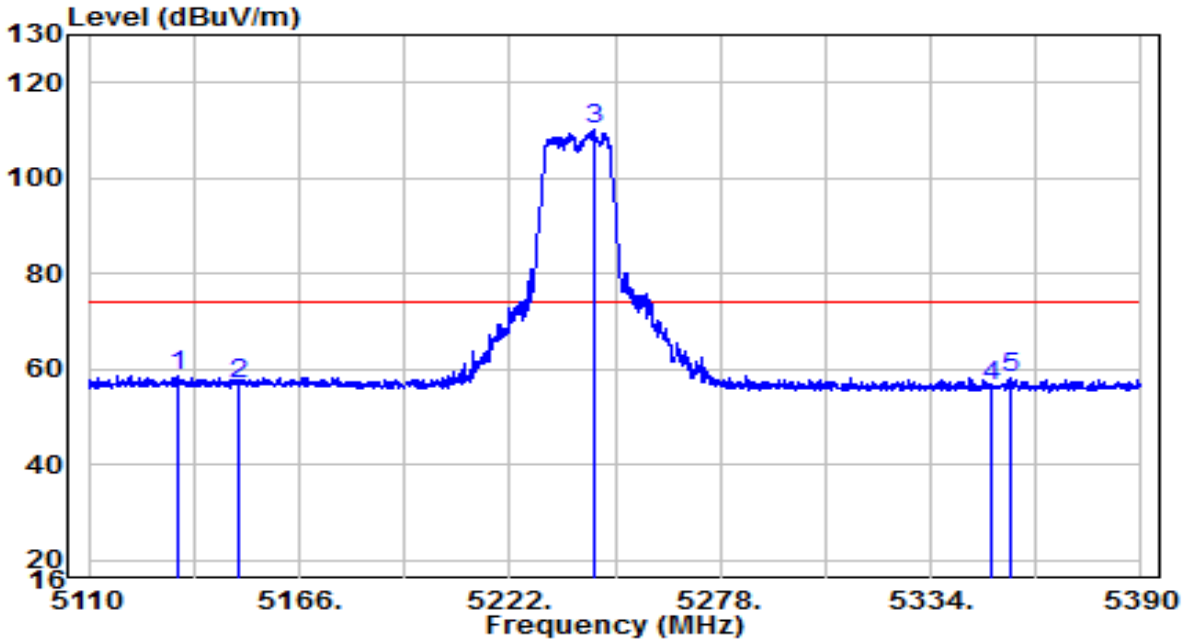

No		Frequency (MHz)	Reading (dBuV)	C.F (dB)	Measurement (dBuV/m)	Margin (dB)	Limit (dBuV/m)	Remark (QP/PK/AV)
1		5134.080	38.53	19.89	58.42	-15.58	74.00	Peak
2		5150.000	37.02	19.91	56.92	-17.08	74.00	Peak
3	*	5244.540	90.21	20.00	110.21	N/A	N/A	Peak
4		5350.000	36.23	20.11	56.34	-17.66	74.00	Peak
5		5355.420	38.02	20.12	58.14	-15.86	74.00	Peak

Note:

1. " *", means this data is the worst emission level.
2. C.F (Correction Factor) = Antenna Factor (dB)+ Cable Loss (dB)+ 16dB Attenuation (dB)– Preamplifier(dB).
3. Measurement(dBuV/m) = Reading(dBuV) + C.F (Correction Factor).
4.The emission levels of other frequencies are very lower than the limit and not show in test report.

EUT	AX11000 Tri-Band Wi-Fi 6 Gaming Router	Date of Test	2021-05-25
Factor	BBHA 9120D (1GHz~18GHz)	Temp. / Humidity	25.2°C/40%
Polarity	Horizontal	Site / Test Engineer	AC1 / Jay
Test Mode	Transmit by 802.11ac-VHT20 at Channel 5240MHz	Test Voltage	AC 120V/60Hz

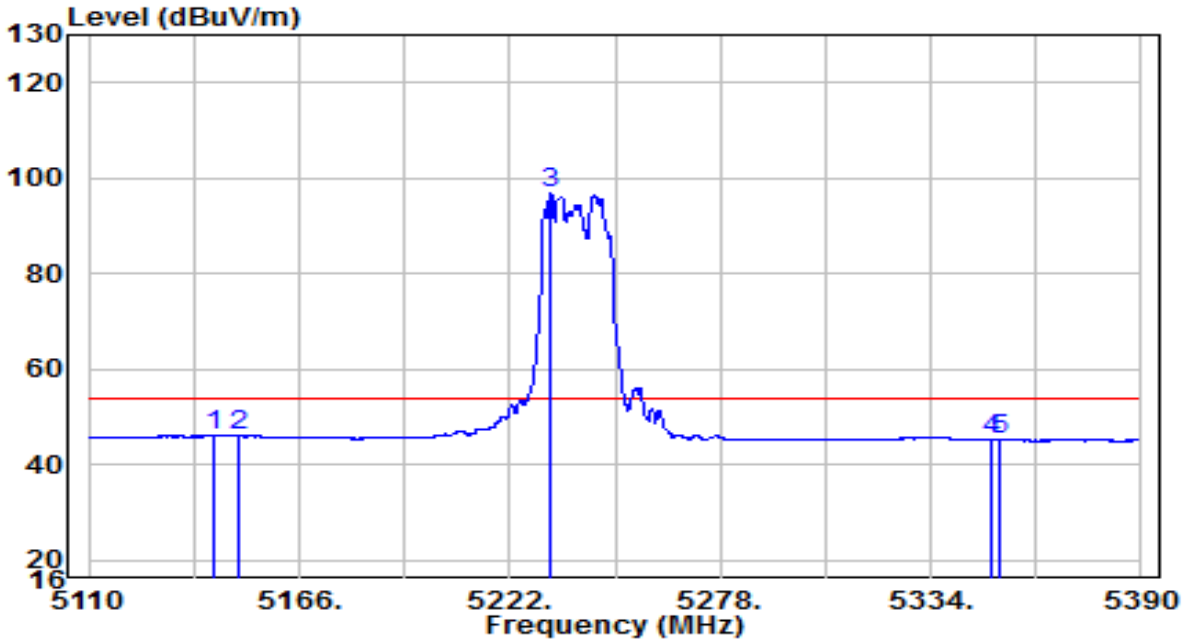

No		Frequency (MHz)	Reading (dBuV)	C.F (dB)	Measurement (dBuV/m)	Margin (dB)	Limit (dBuV/m)	Remark (QP/PK/AV)
1		5143.460	26.07	19.90	45.96	-8.04	54.00	Peak
2		5150.000	26.01	19.91	45.91	-8.09	54.00	Peak
3	*	5232.920	76.74	19.99	96.73	N/A	N/A	Peak
4		5350.000	25.17	20.11	45.29	-8.71	54.00	Peak
5		5352.620	25.20	20.12	45.32	-8.68	54.00	Peak

Note:

1. " *", means this data is the worst emission level.
2. C.F (Correction Factor) = Antenna Factor (dB)+ Cable Loss (dB)+ 16dB Attenuation (dB)– Preamplifier(dB).
3. Measurement(dBuV/m) = Reading(dBuV) + C.F (Correction Factor).
4.The emission levels of other frequencies are very lower than the limit and not show in test report.

EUT	AX11000 Tri-Band Wi-Fi 6 Gaming Router	Date of Test	2021-05-25
Factor	BBHA 9120D (1GHz~18GHz)	Temp. / Humidity	25.2°C/40%
Polarity	Vertical	Site / Test Engineer	AC1 / Jay
Test Mode	Transmit by 802.11ac-VHT20 at Channel 5240MHz	Test Voltage	AC 120V/60Hz

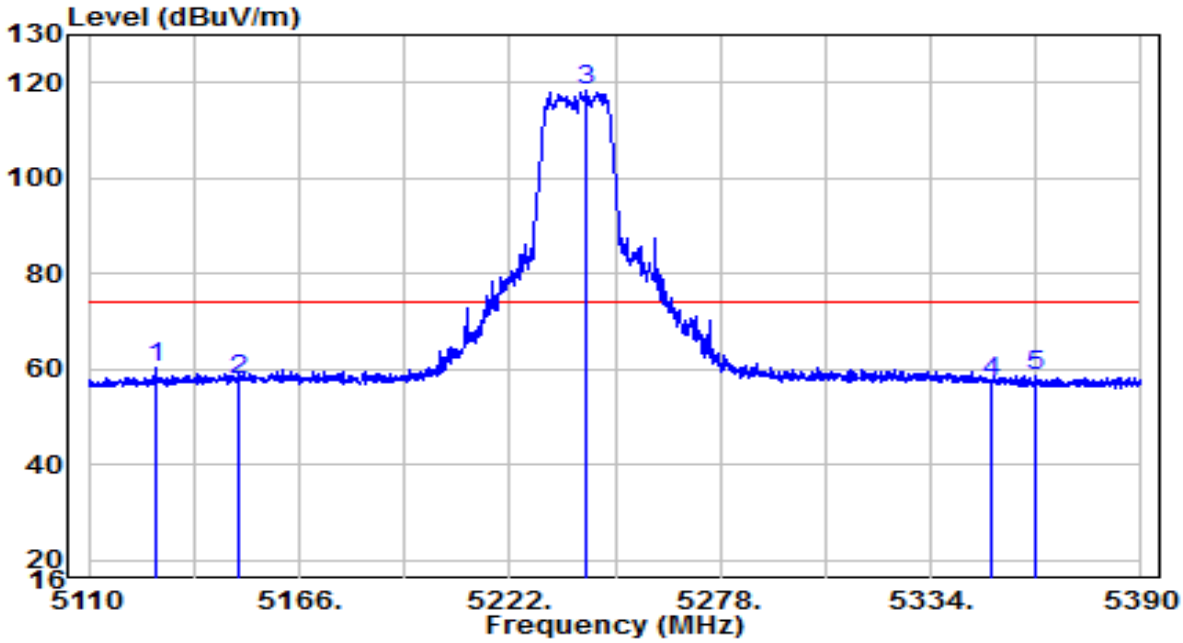

No		Frequency (MHz)	Reading (dBuV)	C.F (dB)	Measurement (dBuV/m)	Margin (dB)	Limit (dBuV/m)	Remark (QP/PK/AV)
1		5127.920	40.28	19.88	60.16	-13.84	74.00	Peak
2		5150.000	37.79	19.91	57.69	-16.31	74.00	Peak
3	*	5242.440	98.49	20.00	118.49	N/A	N/A	Peak
4		5350.000	37.02	20.11	57.13	-16.87	74.00	Peak
5		5361.720	38.48	20.13	58.61	-15.39	74.00	Peak

Note:

1. " *", means this data is the worst emission level.
2. C.F (Correction Factor) = Antenna Factor (dB)+ Cable Loss (dB)+ 16dB Attenuation (dB)– Preamplifier(dB).
3. Measurement(dBuV/m) = Reading(dBuV) + C.F (Correction Factor).
4.The emission levels of other frequencies are very lower than the limit and not show in test report.

EUT	AX11000 Tri-Band Wi-Fi 6 Gaming Router	Date of Test	2021-05-25
Factor	BBHA 9120D (1GHz~18GHz)	Temp. / Humidity	25.2°C/40%
Polarity	Vertical	Site / Test Engineer	AC1 / Jay
Test Mode	Transmit by 802.11ac-VHT20 at Channel 5240MHz	Test Voltage	AC 120V/60Hz

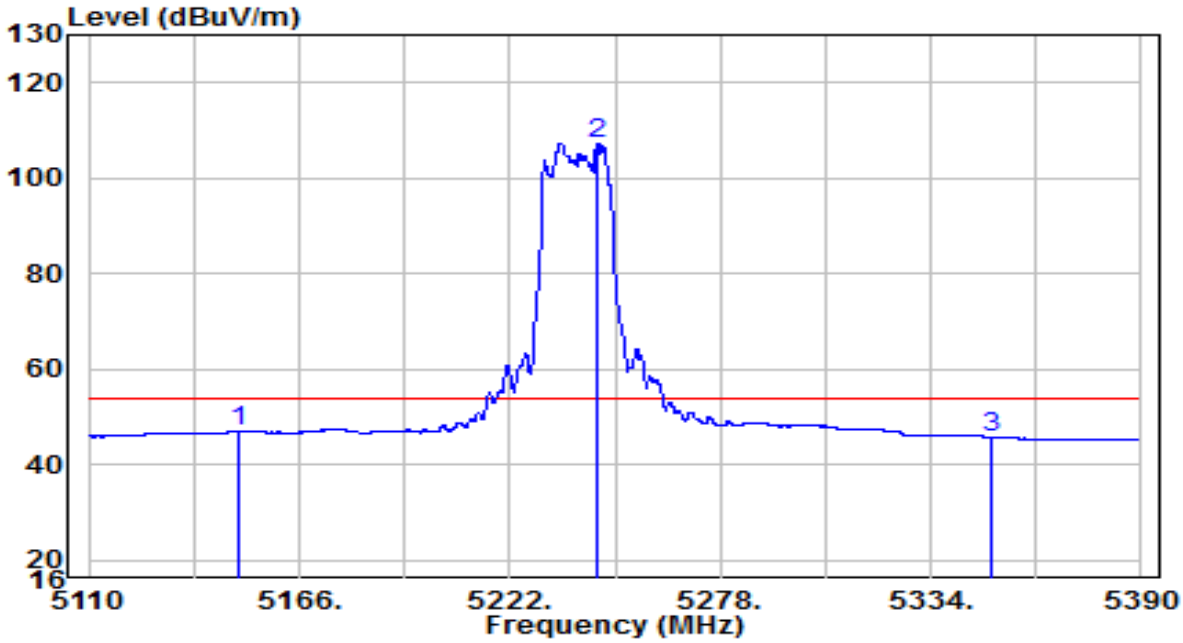

No		Frequency (MHz)	Reading (dBuV)	C.F (dB)	Measurement (dBuV/m)	Margin (dB)	Limit (dBuV/m)	Remark (QP/PK/AV)
1		5150.000	27.01	19.91	46.91	-7.09	54.00	Peak
2	*	5245.380	87.39	20.01	107.40	N/A	N/A	Peak
3		5350.000	25.73	20.11	45.85	-8.15	54.00	Peak

Note:

1. " *", means this data is the worst emission level.
2. C.F (Correction Factor) = Antenna Factor (dB)+ Cable Loss (dB)+ 16dB Attenuation (dB)– Preamplifier(dB).
3. Measurement(dBuV/m) = Reading(dBuV) + C.F (Correction Factor).
4.The emission levels of other frequencies are very lower than the limit and not show in test report.

EUT	AX11000 Tri-Band Wi-Fi 6 Gaming Router	Date of Test	2021-05-25
Factor	BBHA 9120D (1GHz~18GHz)	Temp. / Humidity	25.2°C/40%
Polarity	Horizontal	Site / Test Engineer	AC1 / Jay
Test Mode	Transmit by 802.11ac-VHT20 at Channel 5320MHz	Test Voltage	AC 120V/60Hz

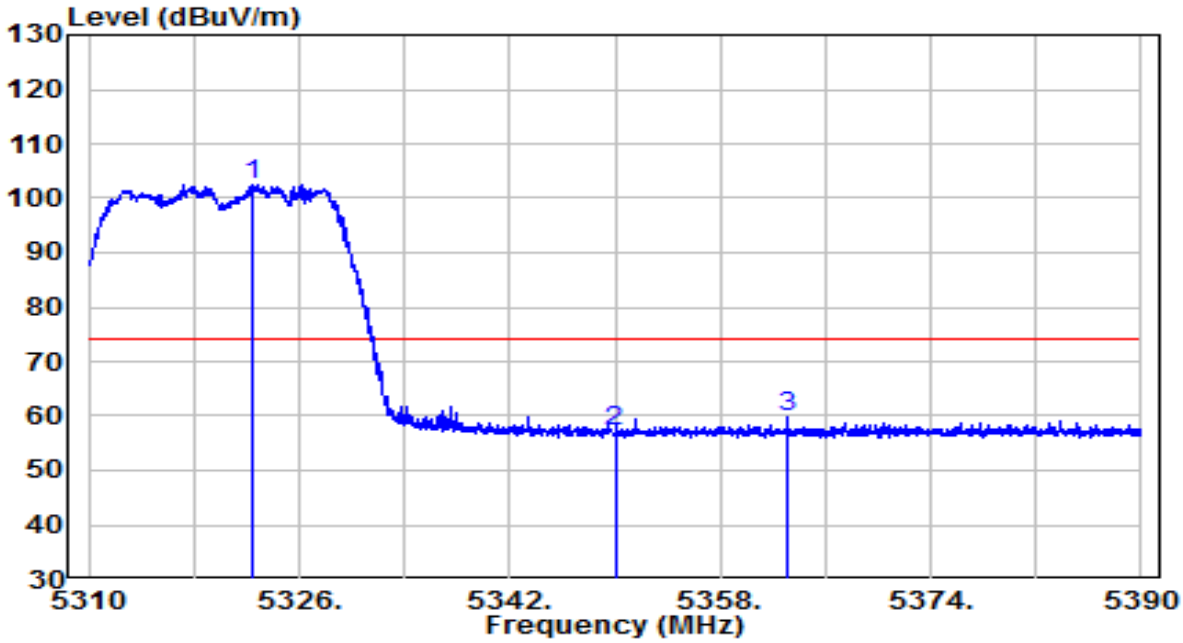

No		Frequency (MHz)	Reading (dBuV)	C.F (dB)	Measurement (dBuV/m)	Margin (dB)	Limit (dBuV/m)	Remark (QP/PK/AV)
1	*	5322.480	82.28	20.09	102.37	N/A	N/A	Peak
2		5350.000	37.05	20.11	57.17	-16.83	74.00	Peak
3		5363.080	39.65	20.13	59.78	-14.22	74.00	Peak

Note:

1. " *", means this data is the worst emission level.
2. C.F (Correction Factor) = Antenna Factor (dB)+ Cable Loss (dB)+ 16dB Attenuation (dB)– Preamplifier(dB).
3. Measurement(dBuV/m) = Reading(dBuV) + C.F (Correction Factor).
4.The emission levels of other frequencies are very lower than the limit and not show in test report.

EUT	AX11000 Tri-Band Wi-Fi 6 Gaming Router	Date of Test	2021-05-25
Factor	BBHA 9120D (1GHz~18GHz)	Temp. / Humidity	25.2°C/40%
Polarity	Horizontal	Site / Test Engineer	AC1 / Jay
Test Mode	Transmit by 802.11ac-VHT20 at Channel 5320MHz	Test Voltage	AC 120V/60Hz

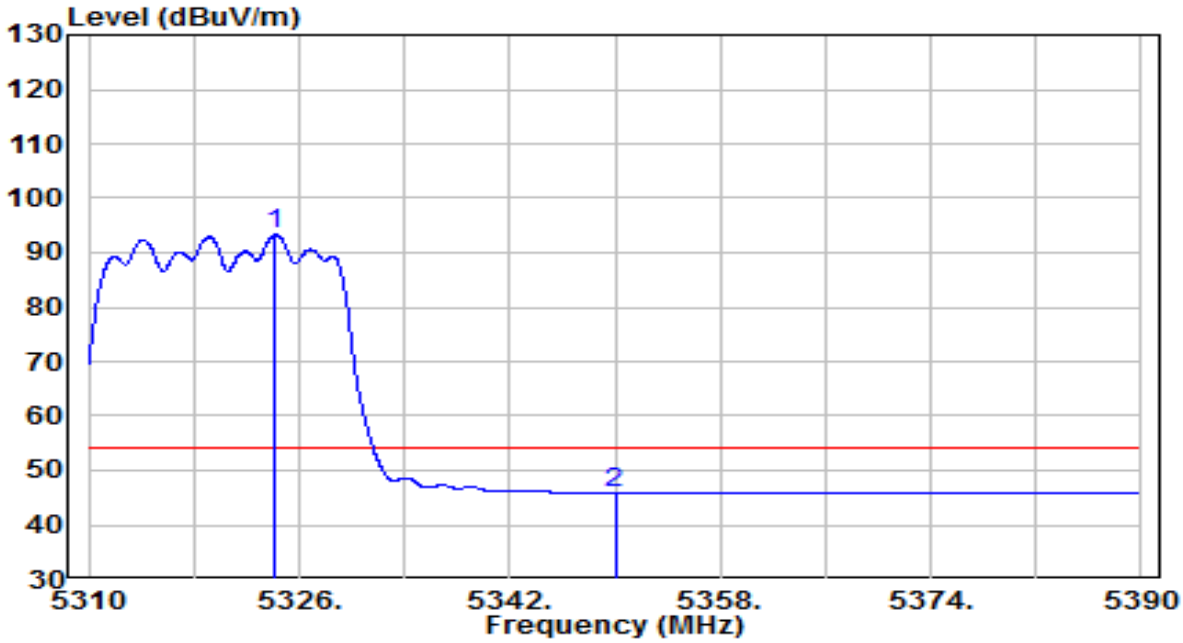

No		Frequency (MHz)	Reading (dBuV)	C.F (dB)	Measurement (dBuV/m)	Margin (dB)	Limit (dBuV/m)	Remark (QP/PK/AV)
1	*	5324.200	73.25	20.09	93.33	N/A	N/A	Average
2		5350.000	25.82	20.11	45.94	-8.06	54.00	Average

Note:

1. " *", means this data is the worst emission level.
2. C.F (Correction Factor) = Antenna Factor (dB)+ Cable Loss (dB)+ 16dB Attenuation (dB)– Preamplifier(dB).
3. Measurement(dBuV/m) = Reading(dBuV) + C.F (Correction Factor).
4.The emission levels of other frequencies are very lower than the limit and not show in test report.

EUT	AX11000 Tri-Band Wi-Fi 6 Gaming Router	Date of Test	2021-05-25
Factor	BBHA 9120D (1GHz~18GHz)	Temp. / Humidity	25.2°C/40%
Polarity	Vertical	Site / Test Engineer	AC1 / Jay
Test Mode	Transmit by 802.11ac-VHT20 at Channel 5320MHz	Test Voltage	AC 120V/60Hz

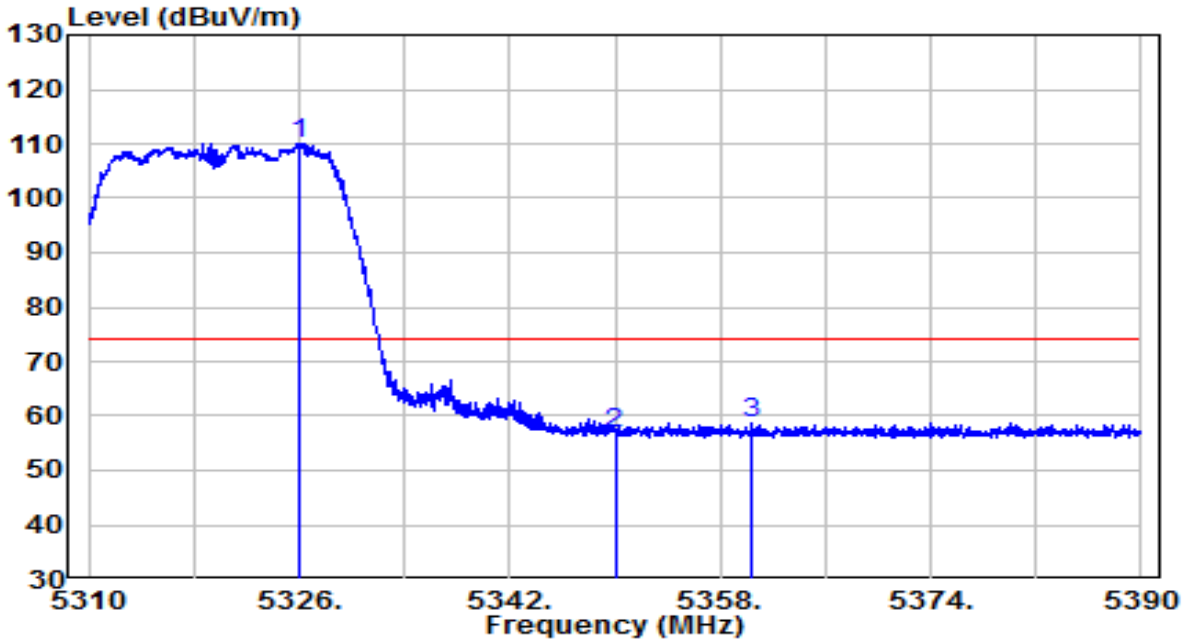

No		Frequency (MHz)	Reading (dBuV)	C.F (dB)	Measurement (dBuV/m)	Margin (dB)	Limit (dBuV/m)	Remark (QP/PK/AV)
1	*	5325.920	90.04	20.09	110.13	N/A	N/A	Peak
2		5350.000	36.73	20.11	56.85	-17.15	74.00	Peak
3		5360.440	38.57	20.12	58.69	-15.31	74.00	Peak

Note:

1. " *", means this data is the worst emission level.
2. C.F (Correction Factor) = Antenna Factor (dB)+ Cable Loss (dB)+ 16dB Attenuation (dB)– Preamplifier(dB).
3. Measurement(dBuV/m) = Reading(dBuV) + C.F (Correction Factor).
4.The emission levels of other frequencies are very lower than the limit and not show in test report.

EUT	AX11000 Tri-Band Wi-Fi 6 Gaming Router	Date of Test	2021-05-25
Factor	BBHA 9120D (1GHz~18GHz)	Temp. / Humidity	25.2°C/40%
Polarity	Vertical	Site / Test Engineer	AC1 / Jay
Test Mode	Transmit by 802.11ac-VHT20 at Channel 5320MHz	Test Voltage	AC 120V/60Hz

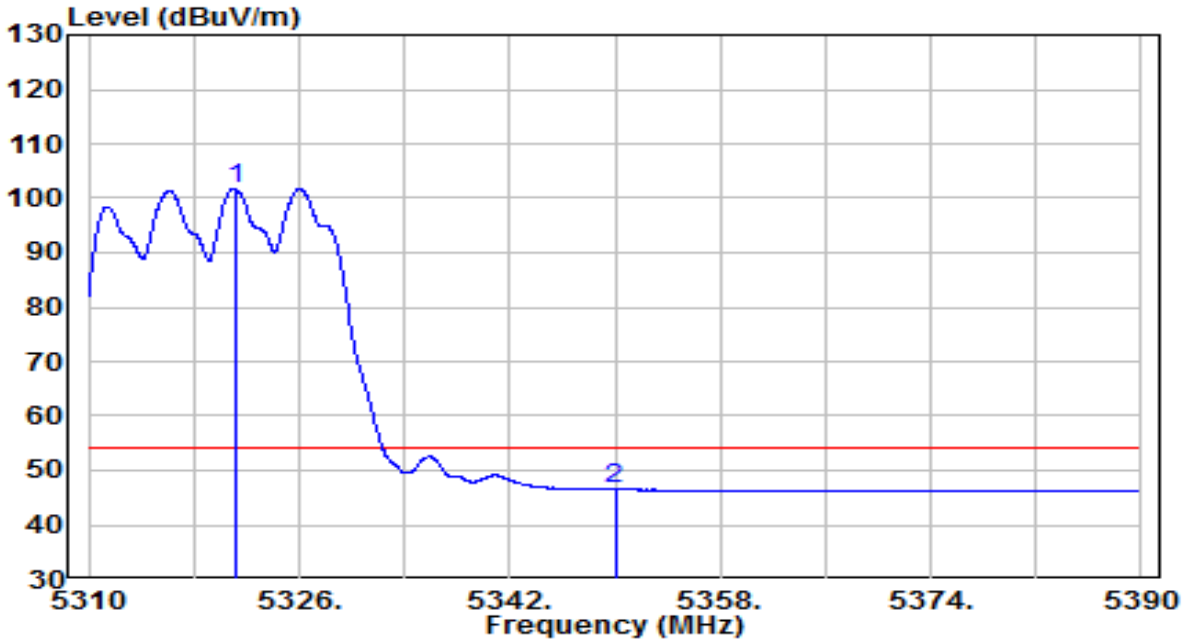

No		Frequency (MHz)	Reading (dBuV)	C.F (dB)	Measurement (dBuV/m)	Margin (dB)	Limit (dBuV/m)	Remark (QP/PK/AV)
1	*	5321.120	81.67	20.08	101.76	N/A	N/A	Average
2		5350.000	26.35	20.11	46.46	-7.54	54.00	Average

Note:

1. " *", means this data is the worst emission level.
2. C.F (Correction Factor) = Antenna Factor (dB)+ Cable Loss (dB)+ 16dB Attenuation (dB)– Preamplifier(dB).
3. Measurement(dBuV/m) = Reading(dBuV) + C.F (Correction Factor).
4.The emission levels of other frequencies are very lower than the limit and not show in test report.

EUT	AX11000 Tri-Band Wi-Fi 6 Gaming Router	Date of Test	2021-05-25
Factor	BBHA 9120D (1GHz~18GHz)	Temp. / Humidity	25.2°C/40%
Polarity	Horizontal	Site / Test Engineer	AC1 / Jay
Test Mode	Transmit by 802.11ac-VHT20 at Channel 5500MHz	Test Voltage	AC 120V/60Hz

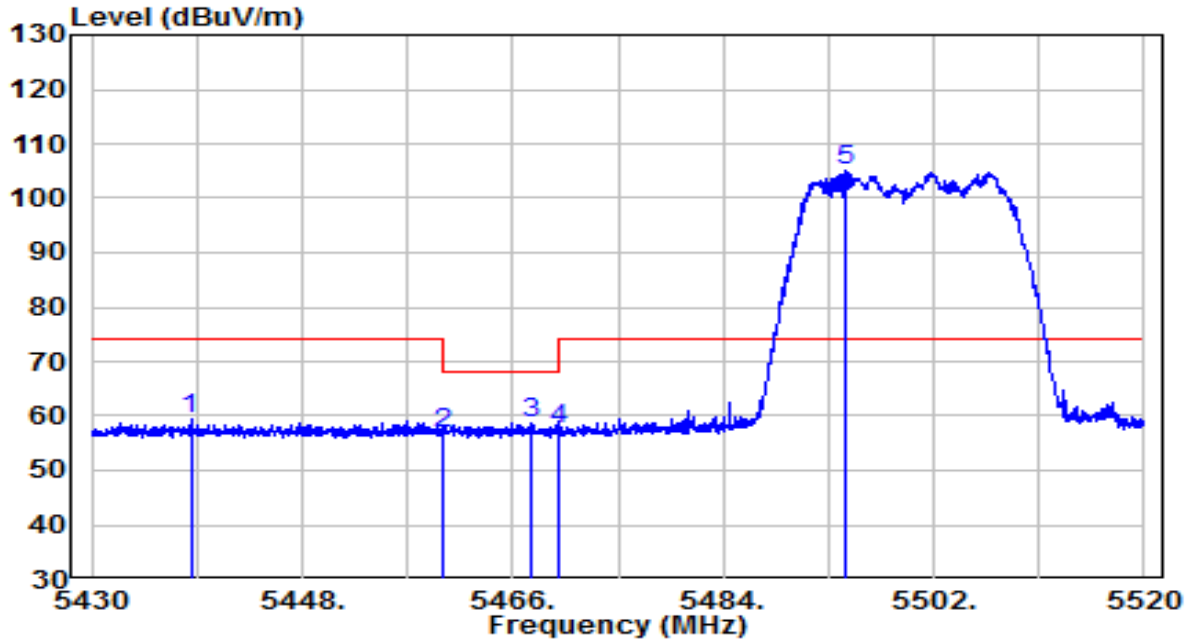

No		Frequency (MHz)	Reading (dBuV)	C.F (dB)	Measurement (dBuV/m)	Margin (dB)	Limit (dBuV/m)	Remark (QP/PK/AV)
1		5438.460	39.09	20.21	59.30	-14.70	74.00	Peak
2		5460.000	36.66	20.23	56.89	-11.31	68.20	Peak
3		5467.620	38.52	20.24	58.75	-9.45	68.20	Peak
4		5470.000	37.22	20.24	57.46	-10.74	68.20	Peak
5	*	5494.485	84.91	20.26	105.17	N/A	N/A	Peak

Note:

1. " *", means this data is the worst emission level.
2. C.F (Correction Factor) = Antenna Factor (dB)+ Cable Loss (dB)+ 16dB Attenuation (dB)– Preamplifier(dB).
3. Measurement(dBuV/m) = Reading(dBuV) + C.F (Correction Factor).
4.The emission levels of other frequencies are very lower than the limit and not show in test report.

EUT	AX11000 Tri-Band Wi-Fi 6 Gaming Router	Date of Test	2021-05-25
Factor	BBHA 9120D (1GHz~18GHz)	Temp. / Humidity	25.2°C/40%
Polarity	Horizontal	Site / Test Engineer	AC1 / Jay
Test Mode	Transmit by 802.11ac-VHT20 at Channel 5500MHz	Test Voltage	AC 120V/60Hz

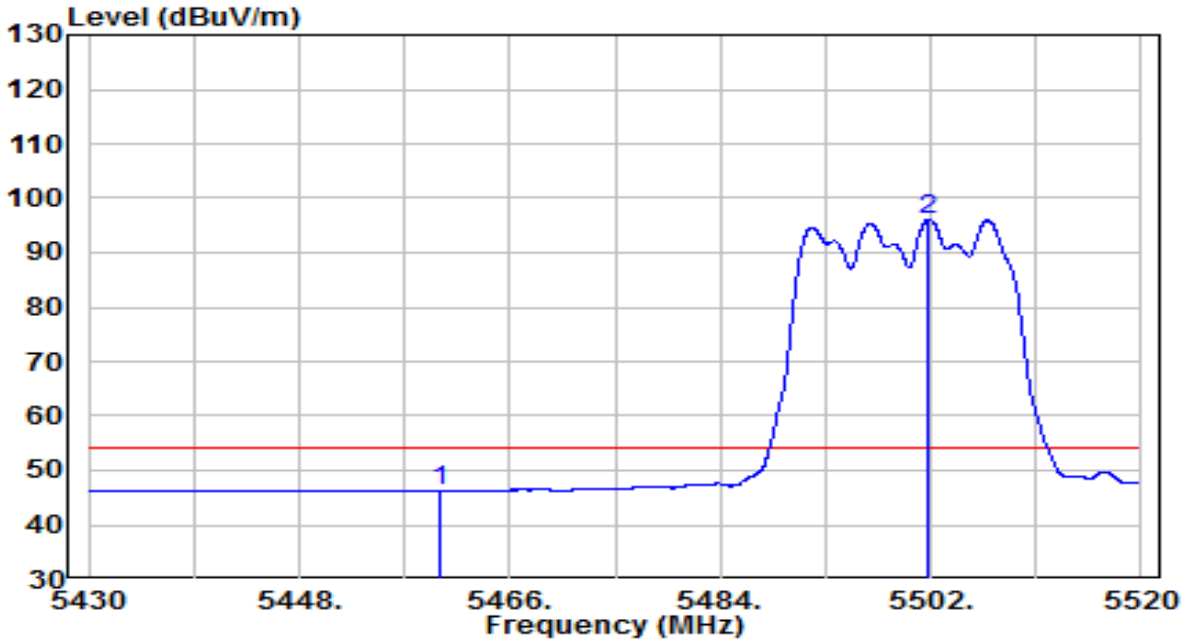

No		Frequency (MHz)	Reading (dBuV)	C.F (dB)	Measurement (dBuV/m)	Margin (dB)	Limit (dBuV/m)	Remark (QP/PK/AV)
1		5460.000	26.09	20.23	46.32	-7.68	54.00	Average
2	*	5501.820	75.83	20.28	96.11	N/A	N/A	Average

Note:

1. " *", means this data is the worst emission level.
2. C.F (Correction Factor) = Antenna Factor (dB)+ Cable Loss (dB)+ 16dB Attenuation (dB)– Preamplifier(dB).
3. Measurement(dBuV/m) = Reading(dBuV) + C.F (Correction Factor).
4.The emission levels of other frequencies are very lower than the limit and not show in test report.

EUT	AX11000 Tri-Band Wi-Fi 6 Gaming Router	Date of Test	2021-05-25
Factor	BBHA 9120D (1GHz~18GHz)	Temp. / Humidity	25.2°C/40%
Polarity	Vertical	Site / Test Engineer	AC1 / Jay
Test Mode	Transmit by 802.11ac-VHT20 at Channel 5500MHz	Test Voltage	AC 120V/60Hz

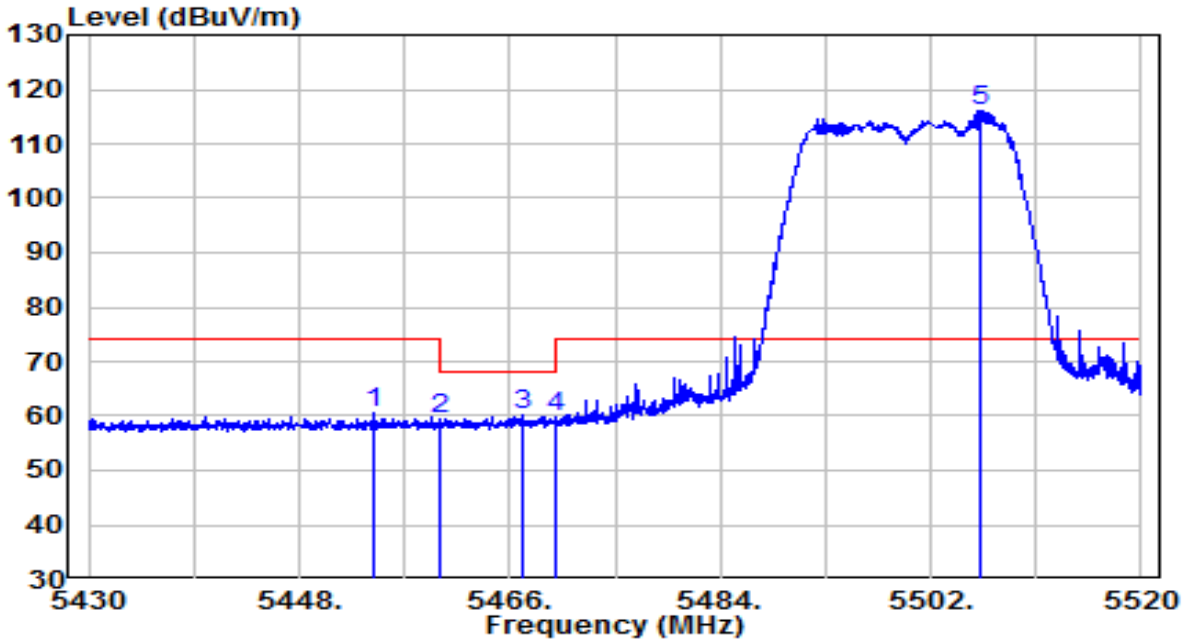

No		Frequency (MHz)	Reading (dBuV)	C.F (dB)	Measurement (dBuV/m)	Margin (dB)	Limit (dBuV/m)	Remark (QP/PK/AV)
1		5454.480	40.50	20.22	60.72	-13.28	74.00	Peak
2		5460.000	39.07	20.23	59.29	-8.91	68.20	Peak
3		5467.080	39.89	20.24	60.12	-8.08	68.20	Peak
4		5470.000	39.46	20.24	59.70	-8.50	68.20	Peak
5	*	5506.275	95.77	20.29	116.06	N/A	N/A	Peak

Note:

1. " *", means this data is the worst emission level.
2. C.F (Correction Factor) = Antenna Factor (dB)+ Cable Loss (dB)+ 16dB Attenuation (dB)– Preamplifier(dB).
3. Measurement(dBuV/m) = Reading(dBuV) + C.F (Correction Factor).
4.The emission levels of other frequencies are very lower than the limit and not show in test report.

EUT	AX11000 Tri-Band Wi-Fi 6 Gaming Router	Date of Test	2021-05-25
Factor	BBHA 9120D (1GHz~18GHz)	Temp. / Humidity	25.2°C/40%
Polarity	Vertical	Site / Test Engineer	AC1 / Jay
Test Mode	Transmit by 802.11ac-VHT20 at Channel 5500MHz	Test Voltage	AC 120V/60Hz

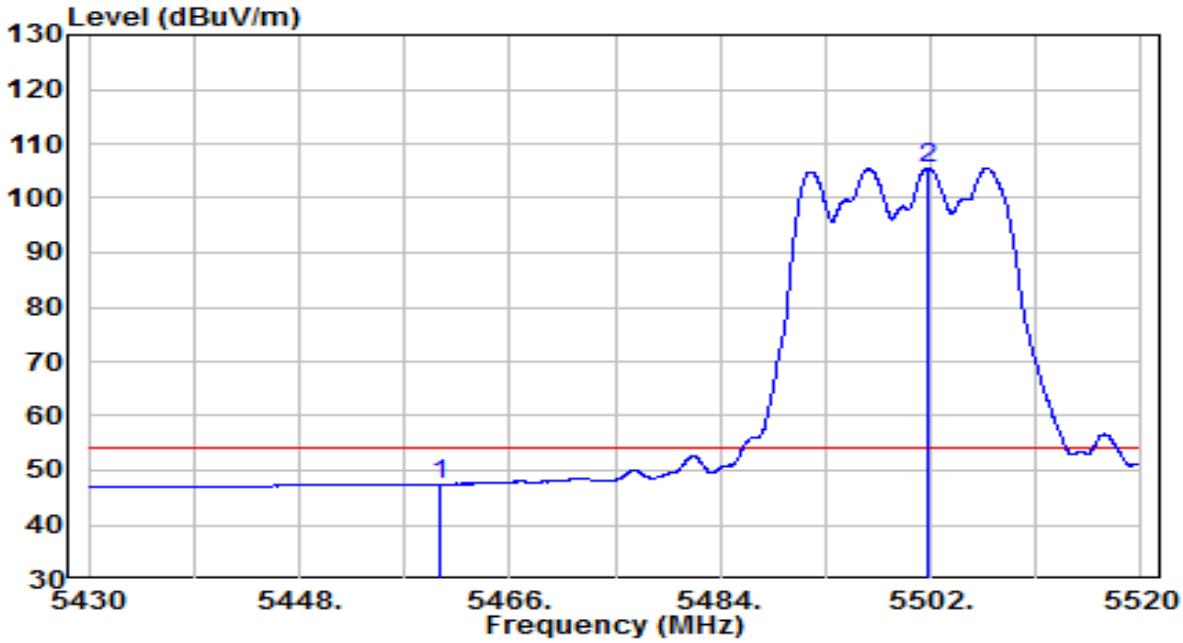

No		Frequency (MHz)	Reading (dBuV)	C.F (dB)	Measurement (dBuV/m)	Margin (dB)	Limit (dBuV/m)	Remark (QP/PK/AV)
1		5460.000	27.27	20.23	47.50	-6.50	54.00	Average
2	*	5501.775	85.31	20.28	105.59	N/A	N/A	Average

Note:

1. " *", means this data is the worst emission level.
2. C.F (Correction Factor) = Antenna Factor (dB)+ Cable Loss (dB)+ 16dB Attenuation (dB)– Preamplifier(dB).
3. Measurement(dBuV/m) = Reading(dBuV) + C.F (Correction Factor).
4.The emission levels of other frequencies are very lower than the limit and not show in test report.

EUT	AX11000 Tri-Band Wi-Fi 6 Gaming Router	Date of Test	2021-05-25
Factor	BBHA 9120D (1GHz~18GHz)	Temp. / Humidity	25.2°C/40%
Polarity	Horizontal	Site / Test Engineer	AC1 / Jay
Test Mode	Transmit by 802.11ac-VHT20 at Channel 5700MHz	Test Voltage	AC 120V/60Hz

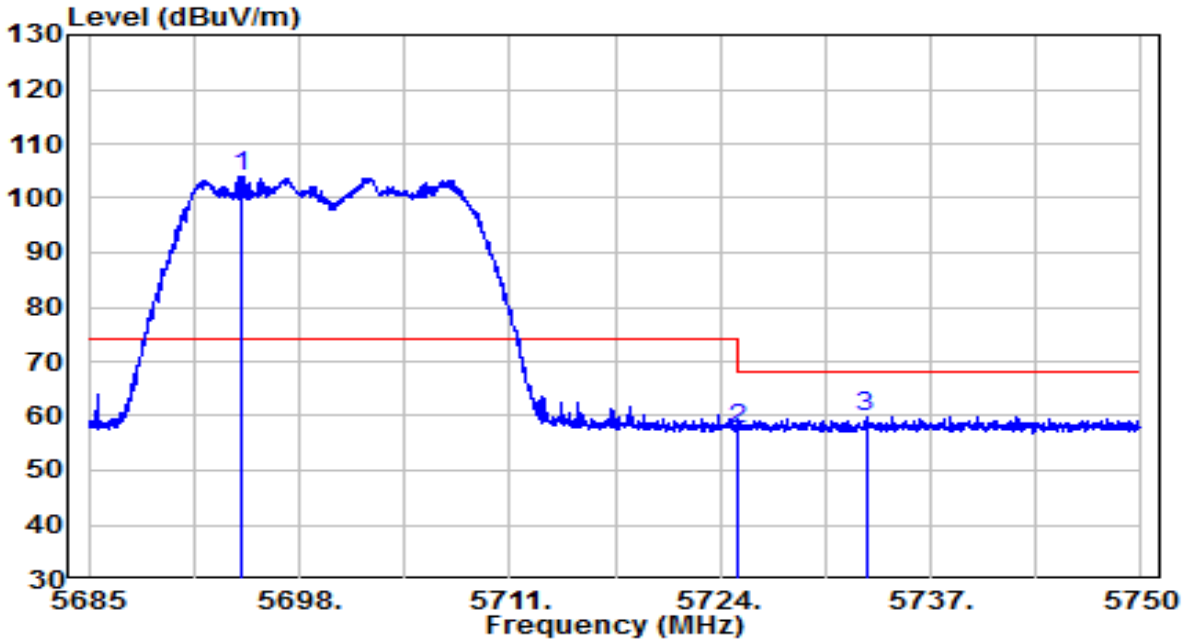

No		Frequency (MHz)	Reading (dBuV)	C.F (dB)	Measurement (dBuV/m)	Margin (dB)	Limit (dBuV/m)	Remark (QP/PK/AV)
1	*	5694.458	83.20	20.90	104.10	N/A	N/A	Peak
2		5725.000	36.71	21.00	57.71	-10.49	68.20	Peak
3		5733.002	38.92	21.02	59.94	-8.26	68.20	Peak

Note:

1. " *", means this data is the worst emission level.
2. C.F (Correction Factor) = Antenna Factor (dB)+ Cable Loss (dB)+ 16dB Attenuation (dB)– Preamplifier(dB).
3. Measurement(dBuV/m) = Reading(dBuV) + C.F (Correction Factor).
4.The emission levels of other frequencies are very lower than the limit and not show in test report.

EUT	AX11000 Tri-Band Wi-Fi 6 Gaming Router	Date of Test	2021-05-25
Factor	BBHA 9120D (1GHz~18GHz)	Temp. / Humidity	25.2°C/40%
Polarity	Vertical	Site / Test Engineer	AC1 / Jay
Test Mode	Transmit by 802.11ac-VHT20 at Channel 5700MHz	Test Voltage	AC 120V/60Hz

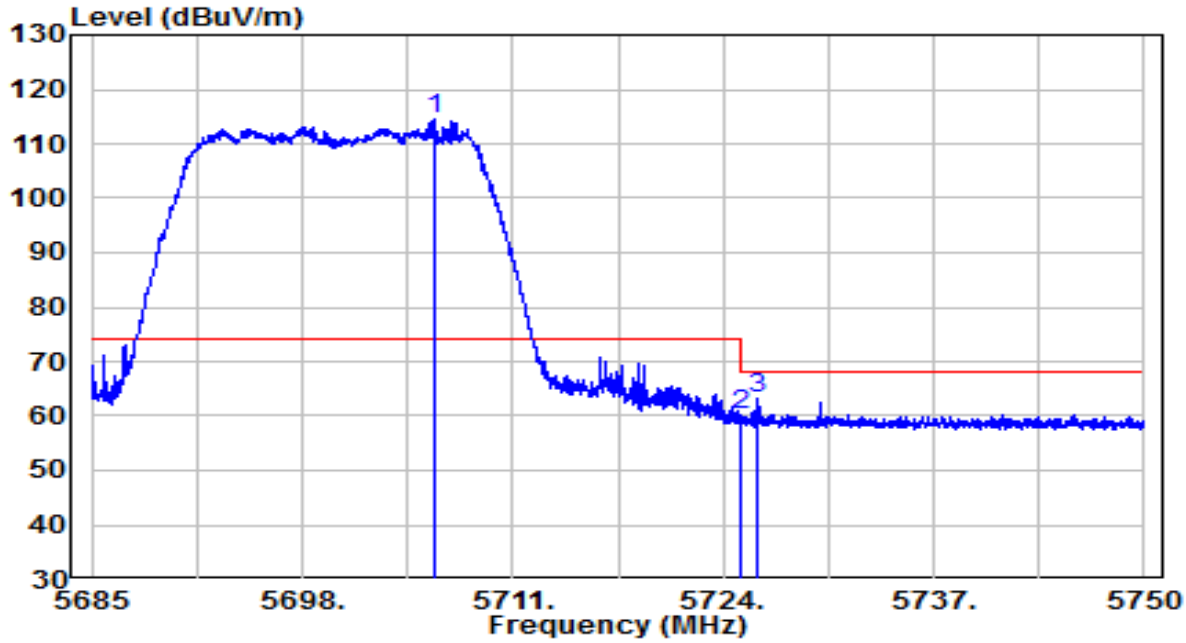

No		Frequency (MHz)	Reading (dBuV)	C.F (dB)	Measurement (dBuV/m)	Margin (dB)	Limit (dBuV/m)	Remark (QP/PK/AV)
1	*	5706.255	93.57	20.94	114.51	N/A	N/A	Peak
2		5725.000	39.08	21.00	60.08	-8.12	68.20	Peak
3		5726.178	42.08	21.00	63.09	-5.11	68.20	Peak

Note:

1. " *", means this data is the worst emission level.
2. C.F (Correction Factor) = Antenna Factor (dB)+ Cable Loss (dB)+ 16dB Attenuation (dB)– Preamplifier(dB).
3. Measurement(dBuV/m) = Reading(dBuV) + C.F (Correction Factor).
4.The emission levels of other frequencies are very lower than the limit and not show in test report.

EUT	AX11000 Tri-Band Wi-Fi 6 Gaming Router	Date of Test	2021-05-25
Factor	BBHA 9120D (1GHz~18GHz)	Temp. / Humidity	25.2°C/40%
Polarity	Horizontal	Site / Test Engineer	AC1 / Jay
Test Mode	Transmit by 802.11ac-VHT20 at Channel 5745MHz	Test Voltage	AC 120V/60Hz

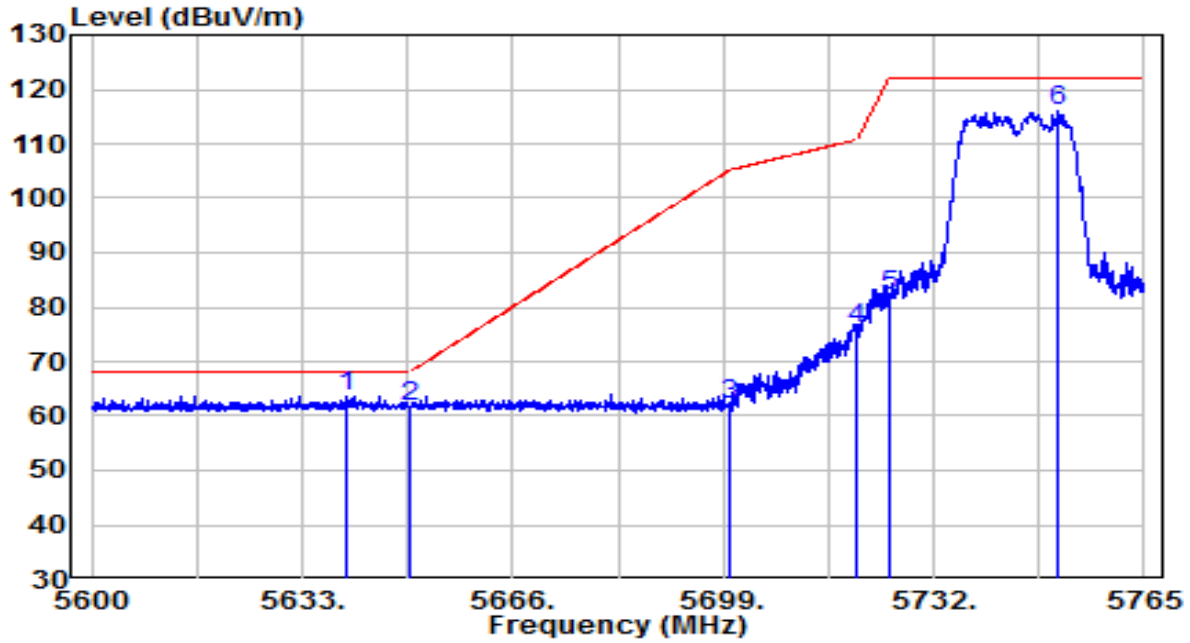

No		Frequency (MHz)	Reading (dBuV)	C.F (dB)	Measurement (dBuV/m)	Margin (dB)	Limit (dBuV/m)	Remark (QP/PK/AV)
1	*	5639.930	42.94	20.72	63.67	-4.53	68.20	Peak
2		5650.000	40.79	20.76	61.54	-6.66	68.20	Peak
3		5700.000	41.16	20.92	62.08	-43.12	105.20	Peak
4		5720.000	54.96	20.98	75.94	-34.86	110.80	Peak
5		5725.000	61.18	21.00	82.18	-40.02	122.20	Peak
6		5751.635	94.85	21.09	115.94	N/A	N/A	Peak

Note:

1. " *", means this data is the worst emission level.
2. C.F (Correction Factor) = Antenna Factor (dB)+ Cable Loss (dB)+ 16dB Attenuation (dB)– Preamplifier(dB).
3. Measurement(dBuV/m) = Reading(dBuV) + C.F (Correction Factor).
4.The emission levels of other frequencies are very lower than the limit and not show in test report.

EUT	AX11000 Tri-Band Wi-Fi 6 Gaming Router	Date of Test	2021-05-25
Factor	BBHA 9120D (1GHz~18GHz)	Temp. / Humidity	25.2°C/40%
Polarity	Vertical	Site / Test Engineer	AC1 / Jay
Test Mode	Transmit by 802.11ac-VHT20 at Channel 5745MHz	Test Voltage	AC 120V/60Hz

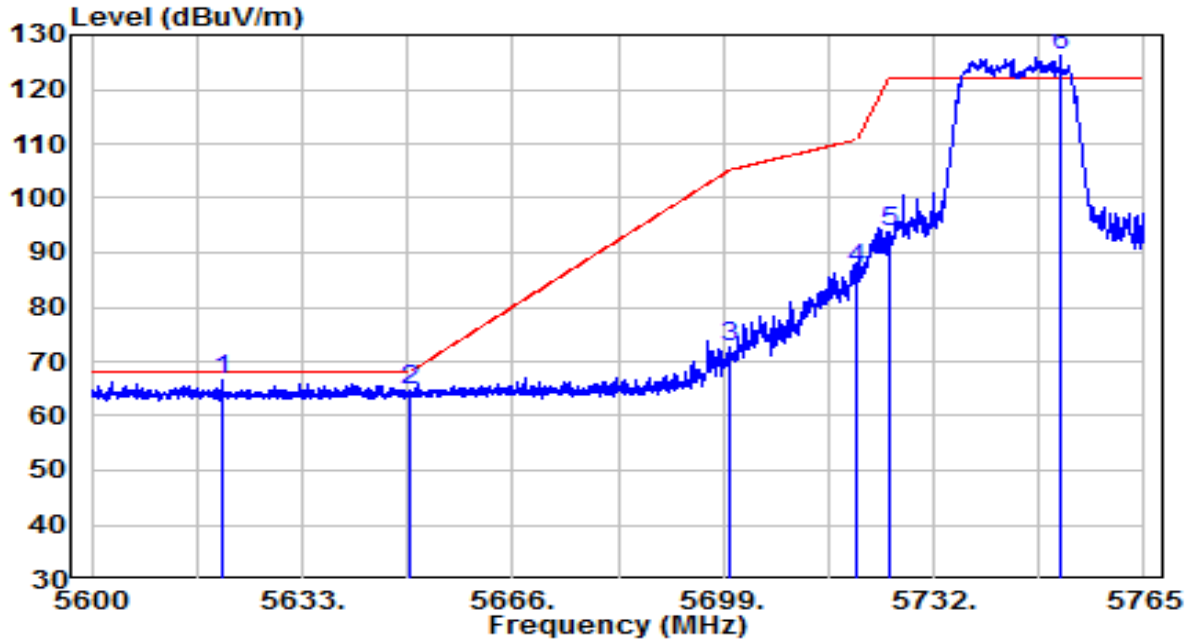

No		Frequency (MHz)	Reading (dBuV)	C.F (dB)	Measurement (dBuV/m)	Margin (dB)	Limit (dBuV/m)	Remark (QP/PK/AV)
1		5620.542	45.91	20.66	66.57	-1.63	68.20	Peak
2		5650.000	43.84	20.76	64.59	-3.61	68.20	Peak
3		5700.000	51.65	20.92	72.57	-32.63	105.20	Peak
4		5720.000	66.06	20.98	87.04	-23.76	110.80	Peak
5		5725.000	72.94	21.00	93.93	-28.27	122.20	Peak
6	*	5751.800	105.04	21.09	126.12	N/A	N/A	Peak

Note:

1. " *", means this data is the worst emission level.
2. C.F (Correction Factor) = Antenna Factor (dB)+ Cable Loss (dB)+ 16dB Attenuation (dB)– Preamplifier(dB).
3. Measurement(dBuV/m) = Reading(dBuV) + C.F (Correction Factor).
4.The emission levels of other frequencies are very lower than the limit and not show in test report.

EUT	AX11000 Tri-Band Wi-Fi 6 Gaming Router	Date of Test	2021-05-25
Factor	BBHA 9120D (1GHz~18GHz)	Temp. / Humidity	25.2°C/40%
Polarity	Horizontal	Site / Test Engineer	AC1 / Jay
Test Mode	Transmit by 802.11ac-VHT20 at Channel 5825MHz	Test Voltage	AC 120V/60Hz

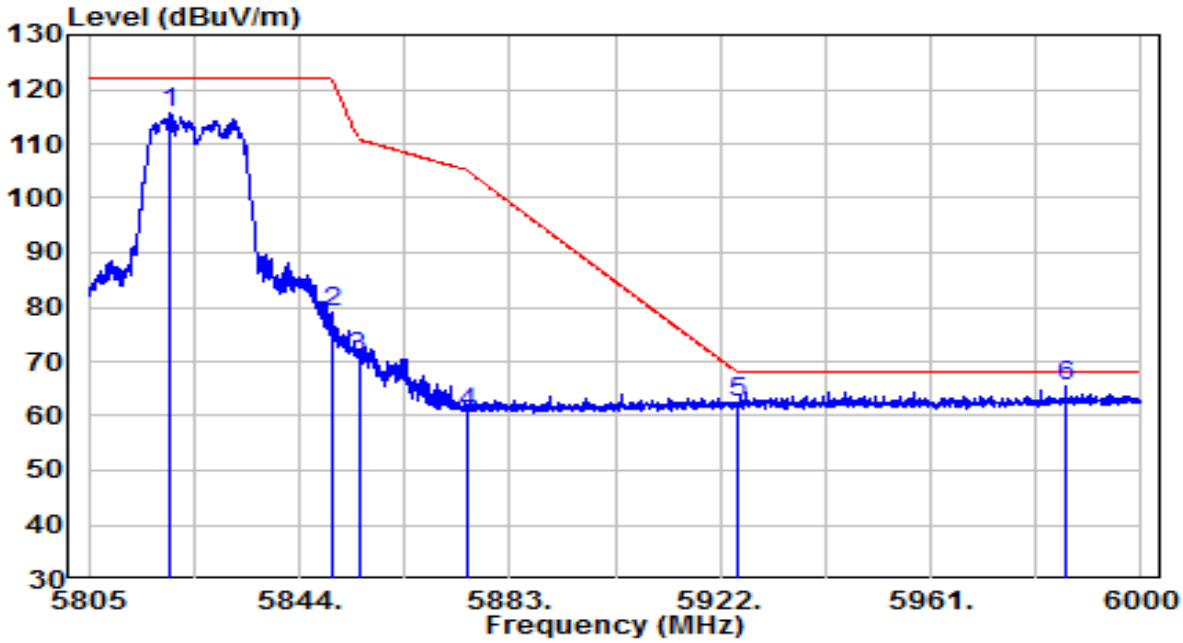

No		Frequency (MHz)	Reading (dBuV)	C.F (dB)	Measurement (dBuV/m)	Margin (dB)	Limit (dBuV/m)	Remark (QP/PK/AV)
1		5819.917	94.33	21.31	115.64	N/A	N/A	Peak
2		5850.000	57.65	21.40	79.05	-43.15	122.20	Peak
3		5855.000	49.37	21.42	70.79	-40.01	110.80	Peak
4		5875.000	39.24	21.49	60.73	-44.47	105.20	Peak
5		5925.000	40.81	21.65	62.45	-5.75	68.20	Peak
6	*	5986.155	43.46	21.85	65.31	-2.89	68.20	Peak

Note:

1. " *", means this data is the worst emission level.
2. C.F (Correction Factor) = Antenna Factor (dB)+ Cable Loss (dB)+ 16dB Attenuation (dB)– Preamplifier(dB).
3. Measurement(dBuV/m) = Reading(dBuV) + C.F (Correction Factor).
4.The emission levels of other frequencies are very lower than the limit and not show in test report.

EUT	AX11000 Tri-Band Wi-Fi 6 Gaming Router	Date of Test	2021-05-25
Factor	BBHA 9120D (1GHz~18GHz)	Temp. / Humidity	25.2°C/40%
Polarity	Vertical	Site / Test Engineer	AC1 / Jay
Test Mode	Transmit by 802.11ac-VHT20 at Channel 5825MHz	Test Voltage	AC 120V/60Hz

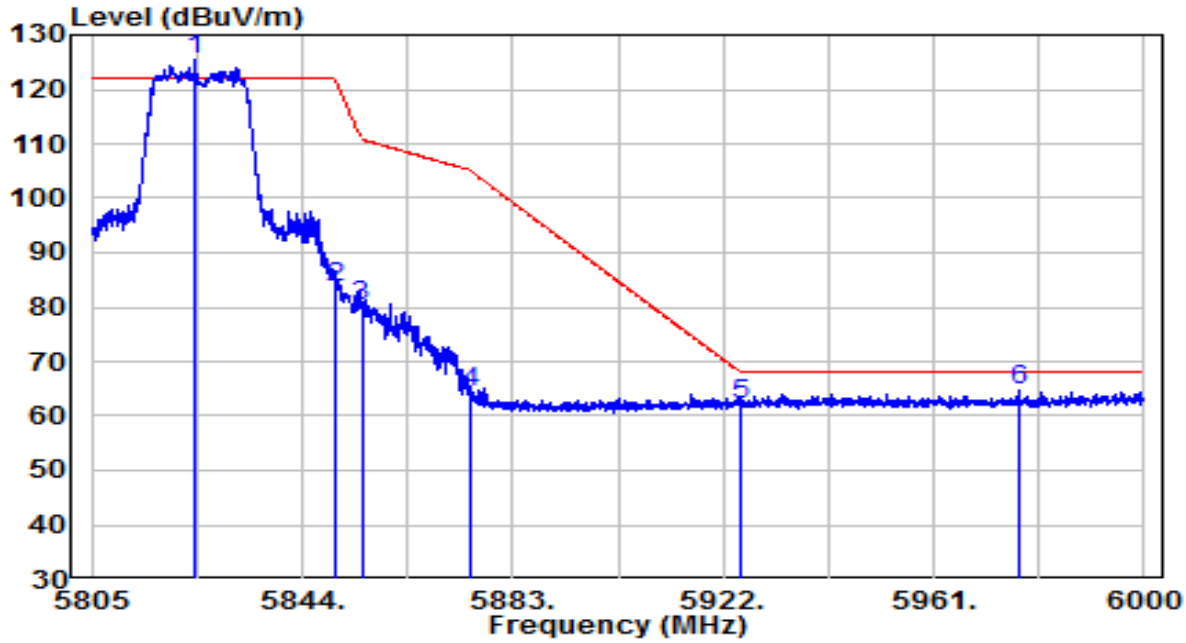

No		Frequency (MHz)	Reading (dBuV)	C.F (dB)	Measurement (dBuV/m)	Margin (dB)	Limit (dBuV/m)	Remark (QP/PK/AV)
1	*	5824.013	104.05	21.32	125.37	N/A	N/A	Peak
2		5850.000	62.24	21.40	83.64	-38.56	122.20	Peak
3		5855.000	58.76	21.42	80.18	-30.62	110.80	Peak
4		5875.000	42.76	21.49	64.24	-40.96	105.20	Peak
5		5925.000	40.26	21.65	61.91	-6.29	68.20	Peak
6		5976.697	43.00	21.81	64.81	-3.39	68.20	Peak

Note:

1. " *", means this data is the worst emission level.
2. C.F (Correction Factor) = Antenna Factor (dB)+ Cable Loss (dB)+ 16dB Attenuation (dB)– Preamplifier(dB).
3. Measurement(dBuV/m) = Reading(dBuV) + C.F (Correction Factor).
4.The emission levels of other frequencies are very lower than the limit and not show in test report.

EUT	AX11000 Tri-Band Wi-Fi 6 Gaming Router	Date of Test	2021-09-16
Factor	BBHA 9120D (1GHz~18GHz)	Temp. / Humidity	25.4°C/52.2%
Polarity	Horizontal	Site / Test Engineer	AC1 / Jay
Test Mode	Transmit by 802.11ac-VHT40 at Channel 5190MHz	Test Voltage	120V/60Hz

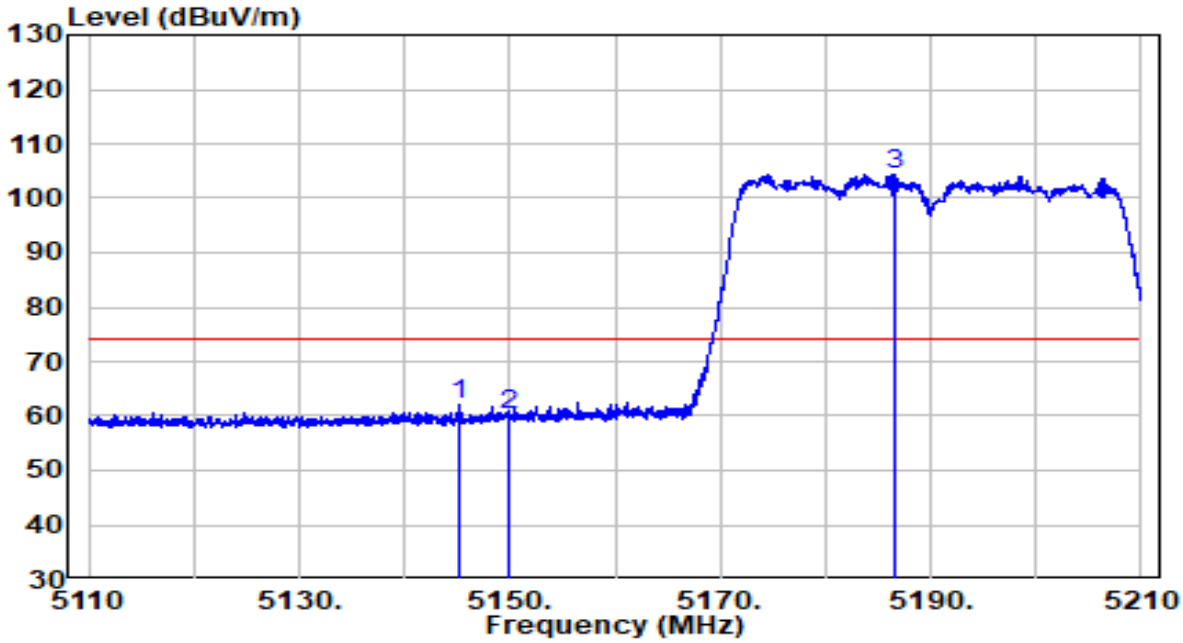

No		Frequency (MHz)	Reading (dBuV)	C.F (dB)	Measurement (dBuV/m)	Margin (dB)	Limit (dBuV/m)	Remark (QP/PK/AV)
1		5145.250	41.79	20.19	61.98	-12.02	74.00	Peak
2		5150.000	39.82	20.20	60.02	-13.98	74.00	Peak
3	*	5186.600	84.18	20.26	104.43	N/A	N/A	Peak

Note:

1. " *", means this data is the worst emission level.
2. C.F (Correction Factor) = Antenna Factor (dB)+ Cable Loss (dB)+ 16dB Attenuation– Preamplifier(dB).
3. Measurement(dBuV/m) = Reading(dBuV) + C.F (Correction Factor).
4.The emission levels of other frequencies are very lower than the limit and not show in test report.

EUT	AX11000 Tri-Band Wi-Fi 6 Gaming Router	Date of Test	2021-09-16
Factor	BBHA 9120D (1GHz~18GHz)	Temp. / Humidity	25.4°C/52.2%
Polarity	Horizontal	Site / Test Engineer	AC1 / Jay
Test Mode	Transmit by 802.11ac-VHT40 at Channel 5190MHz	Test Voltage	120V/60Hz

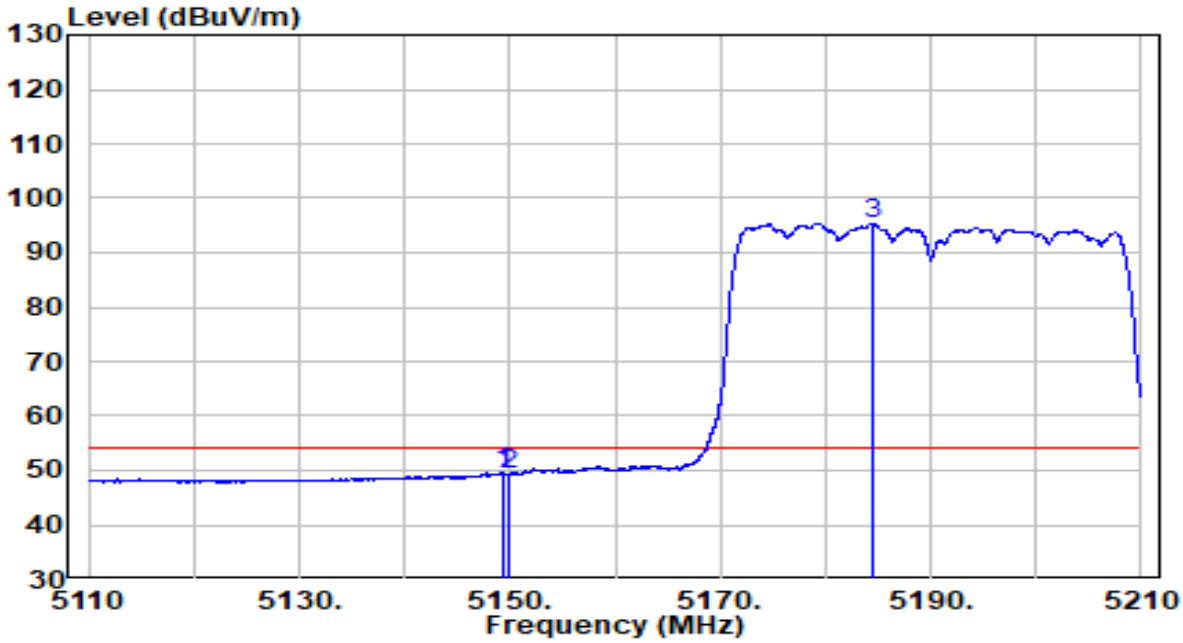

No		Frequency (MHz)	Reading (dBuV)	C.F (dB)	Measurement (dBuV/m)	Margin (dB)	Limit (dBuV/m)	Remark (QP/PK/AV)
1		5149.300	29.30	20.19	49.49	-4.51	54.00	AV
2		5150.000	29.06	20.20	49.26	-4.74	54.00	AV
3	*	5184.550	75.15	20.25	95.40	N/A	N/A	AV

Note:

1. " *", means this data is the worst emission level.
2. C.F (Correction Factor) = Antenna Factor (dB)+ Cable Loss (dB)+ 16dB Attenuation– Preamplifier(dB).
3. Measurement(dBuV/m) = Reading(dBuV) + C.F (Correction Factor).
4.The emission levels of other frequencies are very lower than the limit and not show in test report.

EUT	AX11000 Tri-Band Wi-Fi 6 Gaming Router	Date of Test	2021-09-16
Factor	BBHA 9120D (1GHz~18GHz)	Temp. / Humidity	25.4°C/52.2%
Polarity	Vertical	Site / Test Engineer	AC1 / Jay
Test Mode	Transmit by 802.11ac-VHT40 at Channel 5190MHz	Test Voltage	120V/60Hz

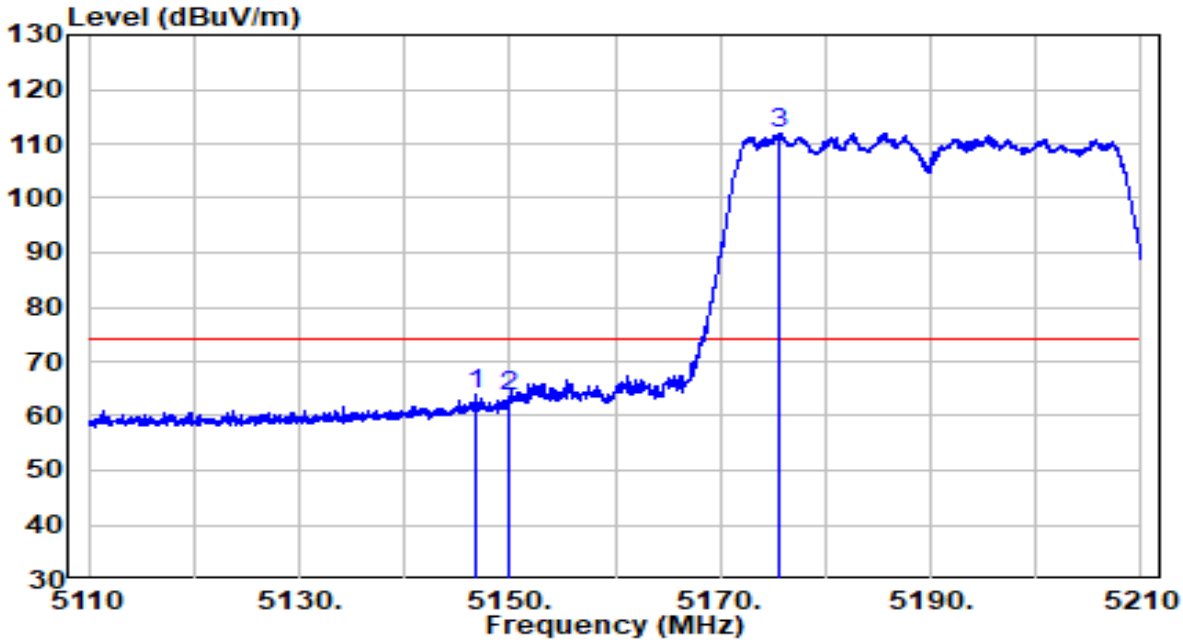

No		Frequency (MHz)	Reading (dBuV)	C.F (dB)	Measurement (dBuV/m)	Margin (dB)	Limit (dBuV/m)	Remark (QP/PK/AV)
1		5146.750	43.66	20.19	63.85	-10.15	74.00	Peak
2		5150.000	43.40	20.20	63.59	-10.41	74.00	Peak
3	*	5175.700	91.78	20.24	112.01	N/A	N/A	Peak

Note:

1. " *", means this data is the worst emission level.
2. C.F (Correction Factor) = Antenna Factor (dB)+ Cable Loss (dB)+ 16dB Attenuation– Preamplifier(dB).
3. Measurement(dBuV/m) = Reading(dBuV) + C.F (Correction Factor).
4.The emission levels of other frequencies are very lower than the limit and not show in test report.

EUT	AX11000 Tri-Band Wi-Fi 6 Gaming Router	Date of Test	2021-09-16
Factor	BBHA 9120D (1GHz~18GHz)	Temp. / Humidity	25.4°C/52.2%
Polarity	Vertical	Site / Test Engineer	AC1 / Jay
Test Mode	Transmit by 802.11ac-VHT40 at Channel 5190MHz	Test Voltage	120V/60Hz

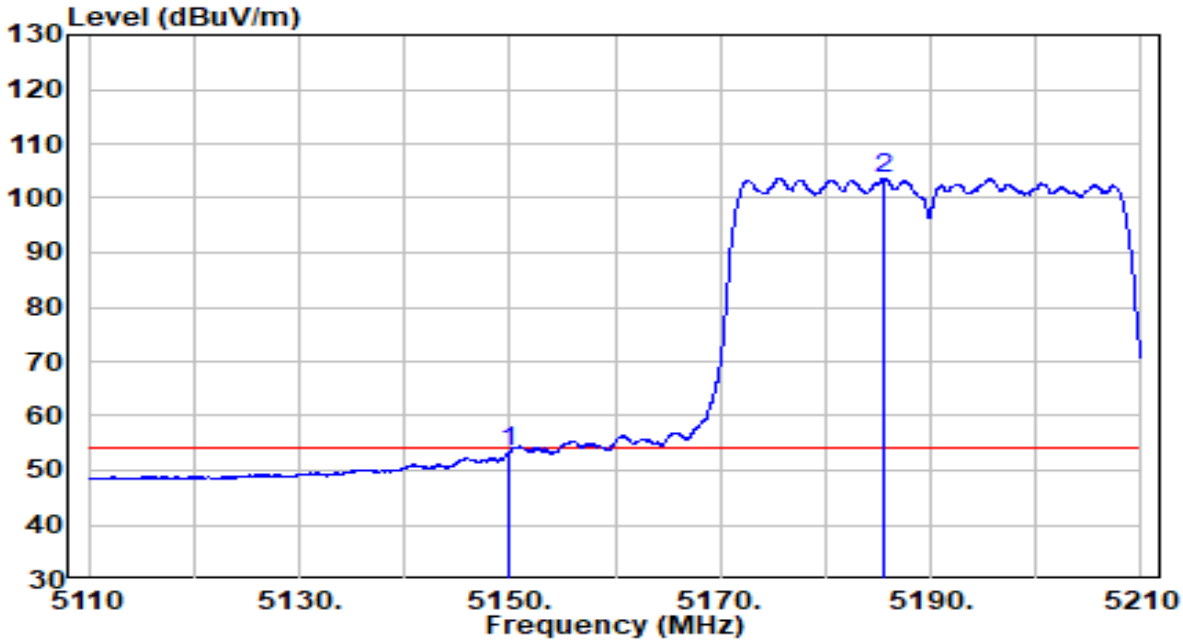

No		Frequency (MHz)	Reading (dBuV)	C.F (dB)	Measurement (dBuV/m)	Margin (dB)	Limit (dBuV/m)	Remark (QP/PK/AV)
1		5150.000	33.30	20.20	53.49	-0.51	54.00	AV
2	*	5185.550	83.47	20.25	103.72	N/A	N/A	AV

Note:

1. " *", means this data is the worst emission level.
2. C.F (Correction Factor) = Antenna Factor (dB)+ Cable Loss (dB)+ 16dB Attenuation– Preamplifier(dB).
3. Measurement(dBuV/m) = Reading(dBuV) + C.F (Correction Factor).
4.The emission levels of other frequencies are very lower than the limit and not show in test report.

EUT	AX11000 Tri-Band Wi-Fi 6 Gaming Router	Date of Test	2021-05-25
Factor	BBHA 9120D (1GHz~18GHz)	Temp. / Humidity	25.2°C/40%
Polarity	Horizontal	Site / Test Engineer	AC1 / Jay
Test Mode	Transmit by 802.11ac-VHT40 at Channel 5230MHz	Test Voltage	AC 120V/60Hz

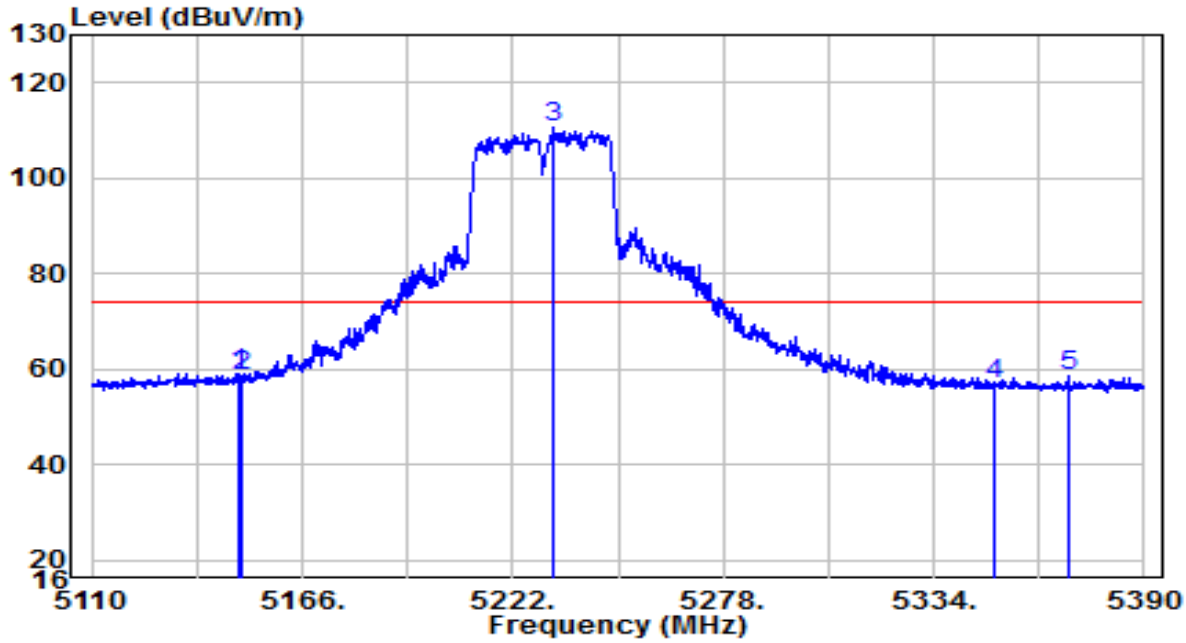

No		Frequency (MHz)	Reading (dBuV)	C.F (dB)	Measurement (dBuV/m)	Margin (dB)	Limit (dBuV/m)	Remark (QP/PK/AV)
1		5149.200	39.31	19.91	59.22	-14.78	74.00	Peak
2		5150.000	38.52	19.91	58.43	-15.57	74.00	Peak
3	*	5233.060	90.75	19.99	110.74	N/A	N/A	Peak
4		5350.000	36.65	20.11	56.77	-17.23	74.00	Peak
5		5369.840	38.35	20.13	58.48	-15.52	74.00	Peak

Note:

1. " *", means this data is the worst emission level.
2. C.F (Correction Factor) = Antenna Factor (dB)+ Cable Loss (dB)+ 16dB Attenuation (dB)– Preamplifier(dB).
3. Measurement(dBuV/m) = Reading(dBuV) + C.F (Correction Factor).
4.The emission levels of other frequencies are very lower than the limit and not show in test report.

EUT	AX11000 Tri-Band Wi-Fi 6 Gaming Router	Date of Test	2021-05-25
Factor	BBHA 9120D (1GHz~18GHz)	Temp. / Humidity	25.2°C/40%
Polarity	Horizontal	Site / Test Engineer	AC1 / Jay
Test Mode	Transmit by 802.11ac-VHT40 at Channel 5230MHz	Test Voltage	AC 120V/60Hz

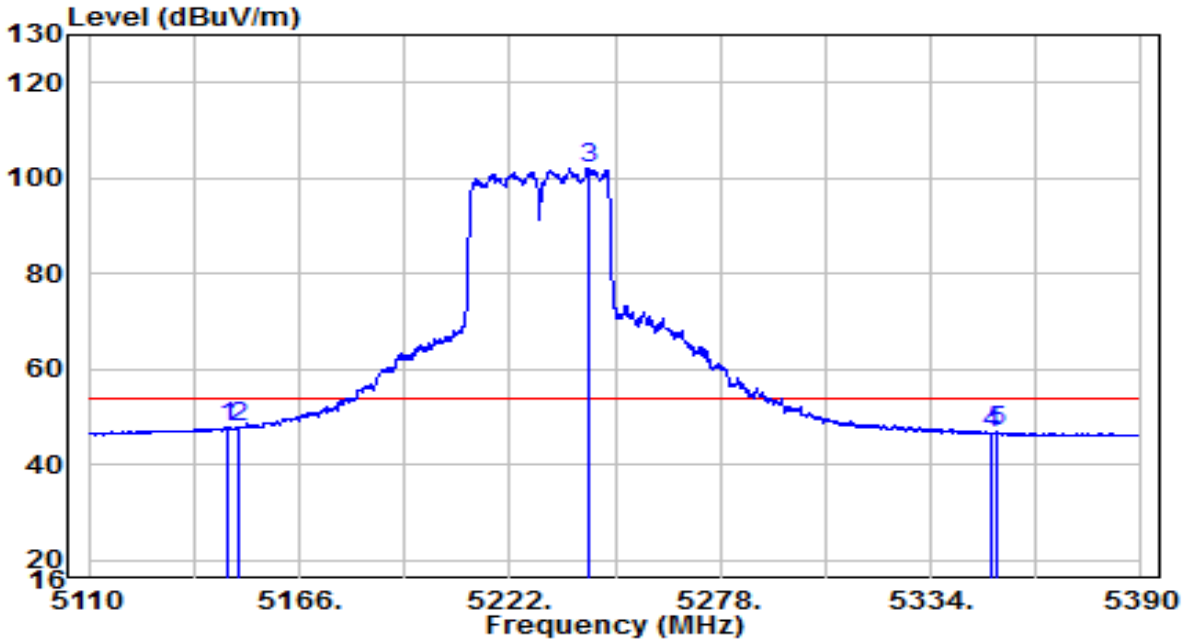

No		Frequency (MHz)	Reading (dBuV)	C.F (dB)	Measurement (dBuV/m)	Margin (dB)	Limit (dBuV/m)	Remark (QP/PK/AV)
1		5147.240	28.09	19.90	47.99	-6.01	54.00	Peak
2		5150.000	27.90	19.91	47.81	-6.19	54.00	Peak
3	*	5242.720	82.15	20.00	102.15	N/A	N/A	Peak
4		5350.000	26.27	20.11	46.39	-7.61	54.00	Peak
5		5351.780	26.78	20.12	46.90	-7.10	54.00	Peak

Note:

1. " *", means this data is the worst emission level.
2. C.F (Correction Factor) = Antenna Factor (dB)+ Cable Loss (dB)+ 16dB Attenuation (dB)– Preamplifier(dB).
3. Measurement(dBuV/m) = Reading(dBuV) + C.F (Correction Factor).
4.The emission levels of other frequencies are very lower than the limit and not show in test report.

EUT	AX11000 Tri-Band Wi-Fi 6 Gaming Router	Date of Test	2021-05-25
Factor	BBHA 9120D (1GHz~18GHz)	Temp. / Humidity	25.2°C/40%
Polarity	Vertical	Site / Test Engineer	AC1 / Jay
Test Mode	Transmit by 802.11ac-VHT40 at Channel 5230MHz	Test Voltage	AC 120V/60Hz

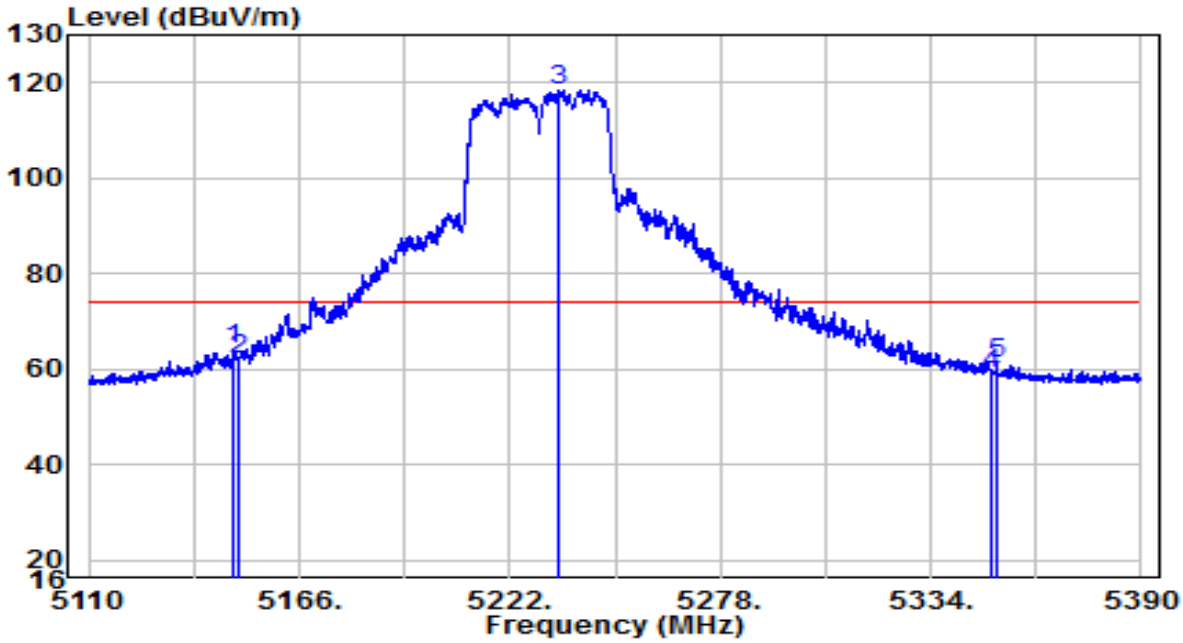

No		Frequency (MHz)	Reading (dBuV)	C.F (dB)	Measurement (dBuV/m)	Margin (dB)	Limit (dBuV/m)	Remark (QP/PK/AV)
1		5148.220	44.13	19.90	64.04	-9.96	74.00	Peak
2		5150.000	41.93	19.91	61.84	-12.16	74.00	Peak
3	*	5235.300	98.41	19.99	118.40	N/A	N/A	Peak
4		5350.000	39.00	20.11	59.11	-14.89	74.00	Peak
5		5351.640	40.87	20.12	60.98	-13.02	74.00	Peak

Note:

1. " *", means this data is the worst emission level.
2. C.F (Correction Factor) = Antenna Factor (dB)+ Cable Loss (dB)+ 16dB Attenuation (dB)– Preamplifier(dB).
3. Measurement(dBuV/m) = Reading(dBuV) + C.F (Correction Factor).
4.The emission levels of other frequencies are very lower than the limit and not show in test report.

EUT	AX11000 Tri-Band Wi-Fi 6 Gaming Router	Date of Test	2021-05-25
Factor	BBHA 9120D (1GHz~18GHz)	Temp. / Humidity	25.2°C/40%
Polarity	Vertical	Site / Test Engineer	AC1 / Jay
Test Mode	Transmit by 802.11ac-VHT40 at Channel 5230MHz	Test Voltage	AC 120V/60Hz

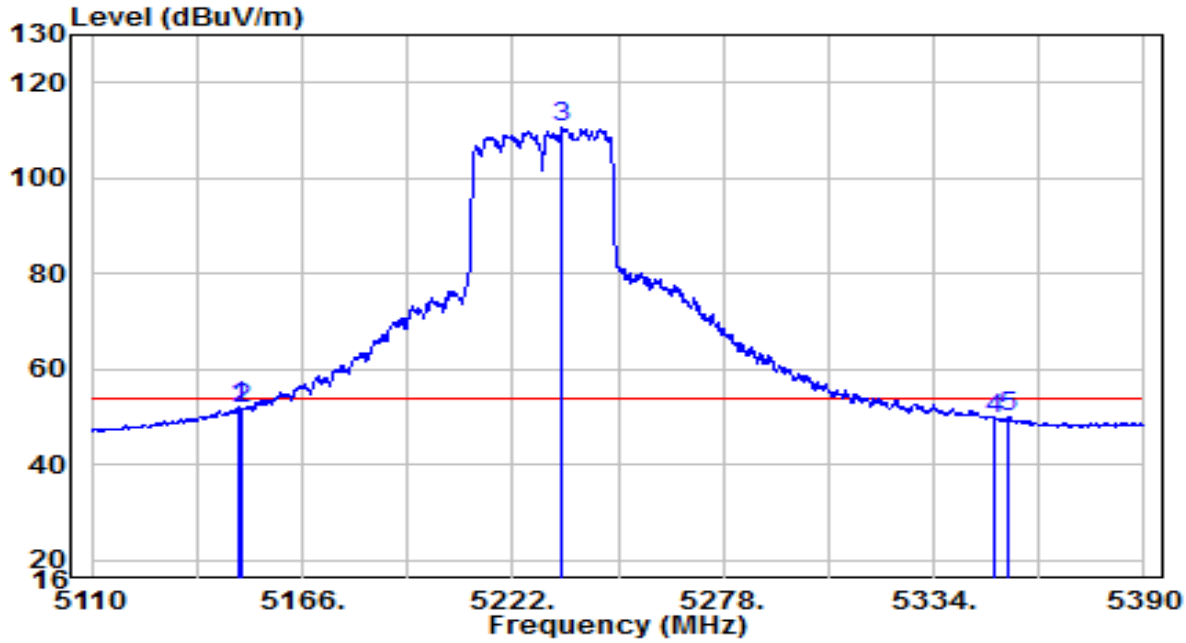

No		Frequency (MHz)	Reading (dBuV)	C.F (dB)	Measurement (dBuV/m)	Margin (dB)	Limit (dBuV/m)	Remark (QP/PK/AV)
1		5148.920	32.12	19.90	52.02	-1.98	54.00	Peak
2		5150.000	31.61	19.91	51.51	-2.49	54.00	Peak
3	*	5235.300	90.58	19.99	110.57	N/A	N/A	Peak
4		5350.000	29.41	20.11	49.53	-4.47	54.00	Peak
5		5354.020	29.94	20.12	50.05	-3.95	54.00	Peak

Note:

1. " *", means this data is the worst emission level.
2. C.F (Correction Factor) = Antenna Factor (dB)+ Cable Loss (dB)+ 16dB Attenuation (dB)– Preamplifier(dB).
3. Measurement(dBuV/m) = Reading(dBuV) + C.F (Correction Factor).
4.The emission levels of other frequencies are very lower than the limit and not show in test report.

EUT	AX11000 Tri-Band Wi-Fi 6 Gaming Router	Date of Test	2021-05-25
Factor	BBHA 9120D (1GHz~18GHz)	Temp. / Humidity	25.2°C/40%
Polarity	Horizontal	Site / Test Engineer	AC1 / Jay
Test Mode	Transmit by 802.11ac-VHT40 at Channel 5310MHz	Test Voltage	AC 120V/60Hz

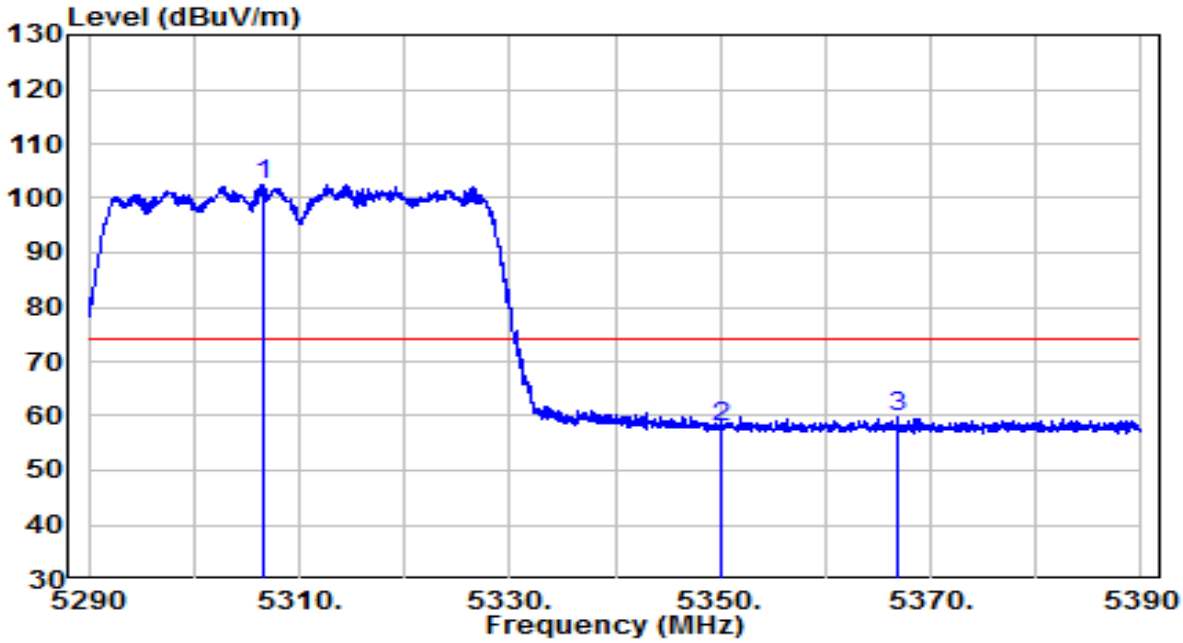

No		Frequency (MHz)	Reading (dBuV)	C.F (dB)	Measurement (dBuV/m)	Margin (dB)	Limit (dBuV/m)	Remark (QP/PK/AV)
1	*	5306.500	82.45	20.07	102.52	N/A	N/A	Peak
2		5350.000	37.70	20.11	57.81	-16.19	74.00	Peak
3		5366.850	39.85	20.13	59.98	-14.02	74.00	Peak

Note:

1. " *", means this data is the worst emission level.
2. C.F (Correction Factor) = Antenna Factor (dB)+ Cable Loss (dB)+ 16dB Attenuation (dB)– Preamplifier(dB).
3. Measurement(dBuV/m) = Reading(dBuV) + C.F (Correction Factor).
4.The emission levels of other frequencies are very lower than the limit and not show in test report.

EUT	AX11000 Tri-Band Wi-Fi 6 Gaming Router	Date of Test	2021-05-25
Factor	BBHA 9120D (1GHz~18GHz)	Temp. / Humidity	25.2°C/40%
Polarity	Horizontal	Site / Test Engineer	AC1 / Jay
Test Mode	Transmit by 802.11ac-VHT40 at Channel 5310MHz	Test Voltage	AC 120V/60Hz

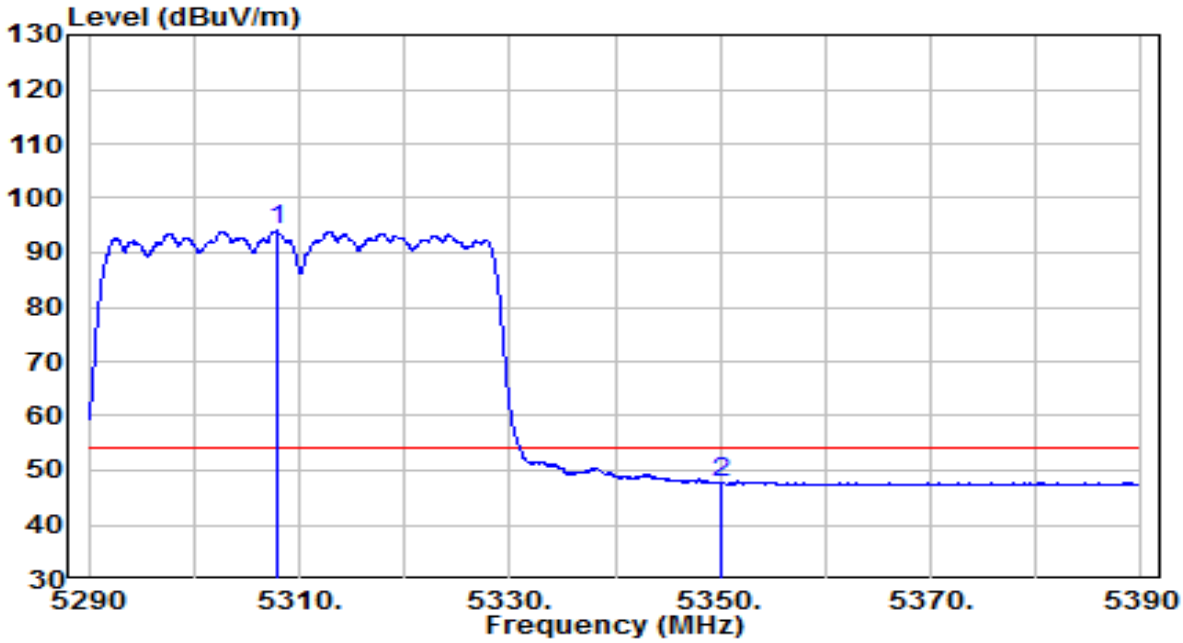

No		Frequency (MHz)	Reading (dBuV)	C.F (dB)	Measurement (dBuV/m)	Margin (dB)	Limit (dBuV/m)	Remark (QP/PK/AV)
1	*	5307.850	73.92	20.07	93.99	N/A	N/A	Average
2		5350.000	27.58	20.11	47.69	-6.31	54.00	Average

Note:

1. " *", means this data is the worst emission level.
2. C.F (Correction Factor) = Antenna Factor (dB)+ Cable Loss (dB)+ 16dB Attenuation (dB)– Preamplifier(dB).
3. Measurement(dBuV/m) = Reading(dBuV) + C.F (Correction Factor).
4.The emission levels of other frequencies are very lower than the limit and not show in test report.

EUT	AX11000 Tri-Band Wi-Fi 6 Gaming Router	Date of Test	2021-05-25
Factor	BBHA 9120D (1GHz~18GHz)	Temp. / Humidity	25.2°C/40%
Polarity	Vertical	Site / Test Engineer	AC1 / Jay
Test Mode	Transmit by 802.11ac-VHT40 at Channel 5310MHz	Test Voltage	AC 120V/60Hz

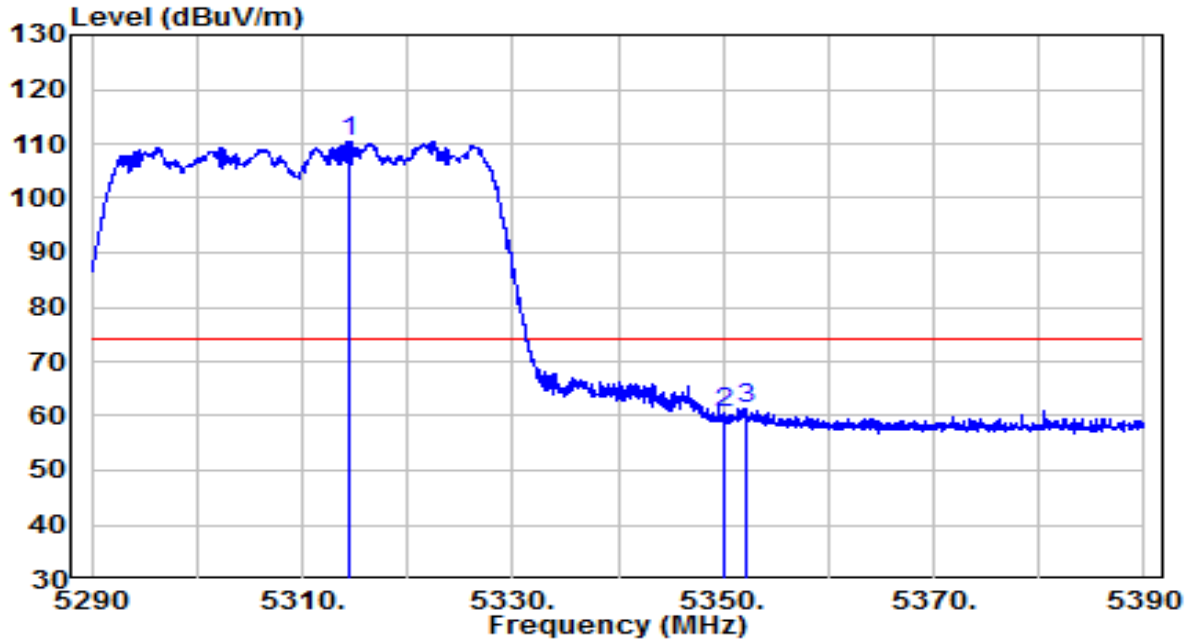

No		Frequency (MHz)	Reading (dBuV)	C.F (dB)	Measurement (dBuV/m)	Margin (dB)	Limit (dBuV/m)	Remark (QP/PK/AV)
1	*	5314.550	90.41	20.08	110.49	N/A	N/A	Peak
2		5350.000	40.31	20.11	60.43	-13.57	74.00	Peak
3		5352.250	41.33	20.12	61.44	-12.56	74.00	Peak

Note:

1. " *", means this data is the worst emission level.
2. C.F (Correction Factor) = Antenna Factor (dB)+ Cable Loss (dB)+ 16dB Attenuation (dB)– Preamplifier(dB).
3. Measurement(dBuV/m) = Reading(dBuV) + C.F (Correction Factor).
4.The emission levels of other frequencies are very lower than the limit and not show in test report.

EUT	AX11000 Tri-Band Wi-Fi 6 Gaming Router	Date of Test	2021-05-25
Factor	BBHA 9120D (1GHz~18GHz)	Temp. / Humidity	25.2°C/40%
Polarity	Vertical	Site / Test Engineer	AC1 / Jay
Test Mode	Transmit by 802.11ac-VHT40 at Channel 5310MHz	Test Voltage	AC 120V/60Hz

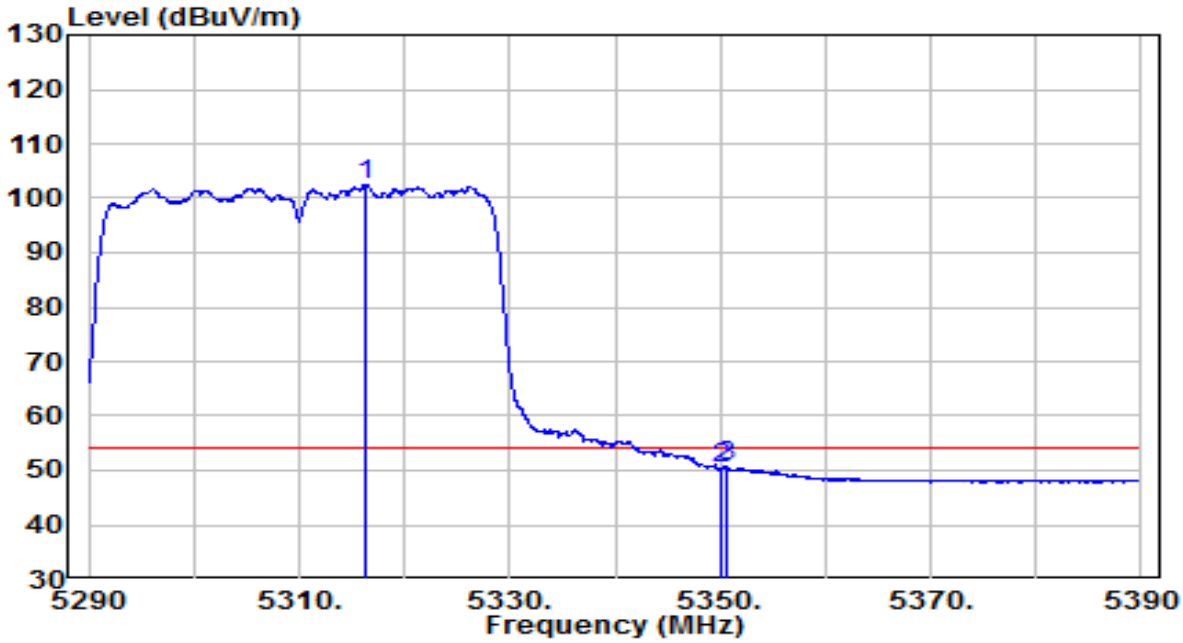

No		Frequency (MHz)	Reading (dBuV)	C.F (dB)	Measurement (dBuV/m)	Margin (dB)	Limit (dBuV/m)	Remark (QP/PK/AV)
1	*	5316.350	82.27	20.08	102.35	N/A	N/A	Average
2		5350.000	30.33	20.11	50.44	-3.56	54.00	Average
3		5350.500	30.52	20.11	50.63	-3.37	54.00	Average

Note:

1. " *", means this data is the worst emission level.
2. C.F (Correction Factor) = Antenna Factor (dB)+ Cable Loss (dB)+ 16dB Attenuation (dB)– Preamplifier(dB).
3. Measurement(dBuV/m) = Reading(dBuV) + C.F (Correction Factor).
4.The emission levels of other frequencies are very lower than the limit and not show in test report.

EUT	AX11000 Tri-Band Wi-Fi 6 Gaming Router	Date of Test	2021-05-25
Factor	BBHA 9120D (1GHz~18GHz)	Temp. / Humidity	25.2°C/40%
Polarity	Horizontal	Site / Test Engineer	AC1 / Jay
Test Mode	Transmit by 802.11ac-VHT40 at Channel 5510MHz	Test Voltage	AC 120V/60Hz

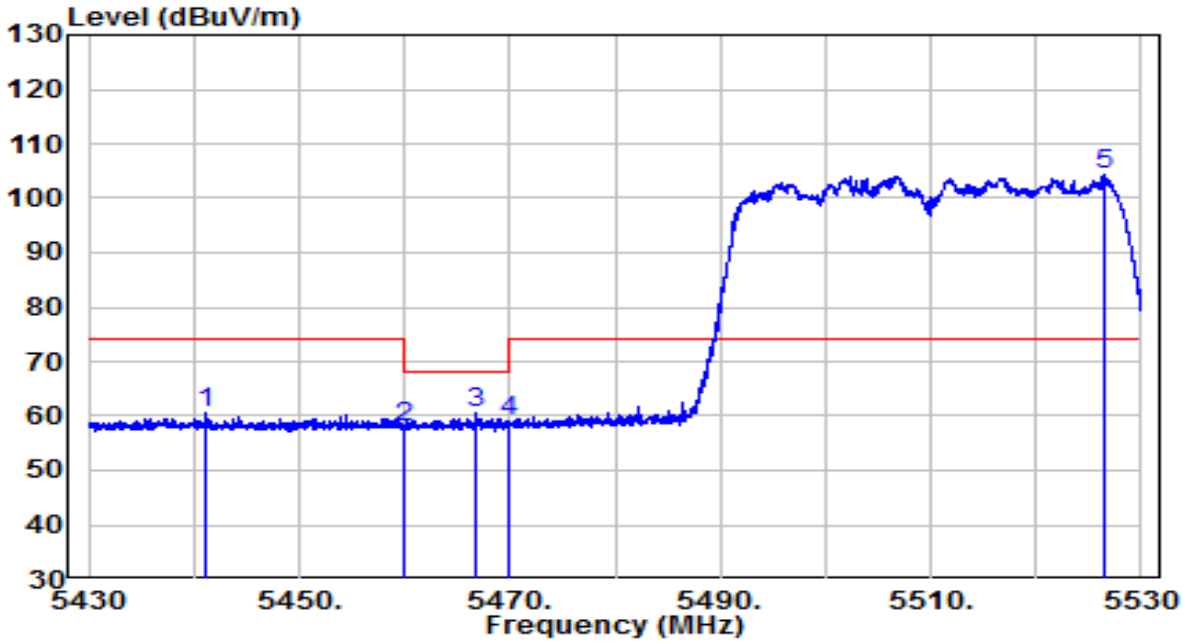

No		Frequency (MHz)	Reading (dBuV)	C.F (dB)	Measurement (dBuV/m)	Margin (dB)	Limit (dBuV/m)	Remark (QP/PK/AV)
1		5441.050	40.29	20.21	60.50	-13.50	74.00	Peak
2		5460.000	37.85	20.23	58.08	-10.12	68.20	Peak
3		5466.750	40.17	20.24	60.40	-7.80	68.20	Peak
4		5470.000	38.82	20.24	59.06	-9.14	68.20	Peak
5	*	5526.400	83.88	20.36	104.24	N/A	N/A	Peak

Note:

1. " *", means this data is the worst emission level.
2. C.F (Correction Factor) = Antenna Factor (dB)+ Cable Loss (dB)+ 16dB Attenuation (dB)– Preamplifier(dB).
3. Measurement(dBuV/m) = Reading(dBuV) + C.F (Correction Factor).
4.The emission levels of other frequencies are very lower than the limit and not show in test report.

EUT	AX11000 Tri-Band Wi-Fi 6 Gaming Router	Date of Test	2021-05-25
Factor	BBHA 9120D (1GHz~18GHz)	Temp. / Humidity	25.2°C/40%
Polarity	Horizontal	Site / Test Engineer	AC1 / Jay
Test Mode	Transmit by 802.11ac-VHT40 at Channel 5510MHz	Test Voltage	AC 120V/60Hz

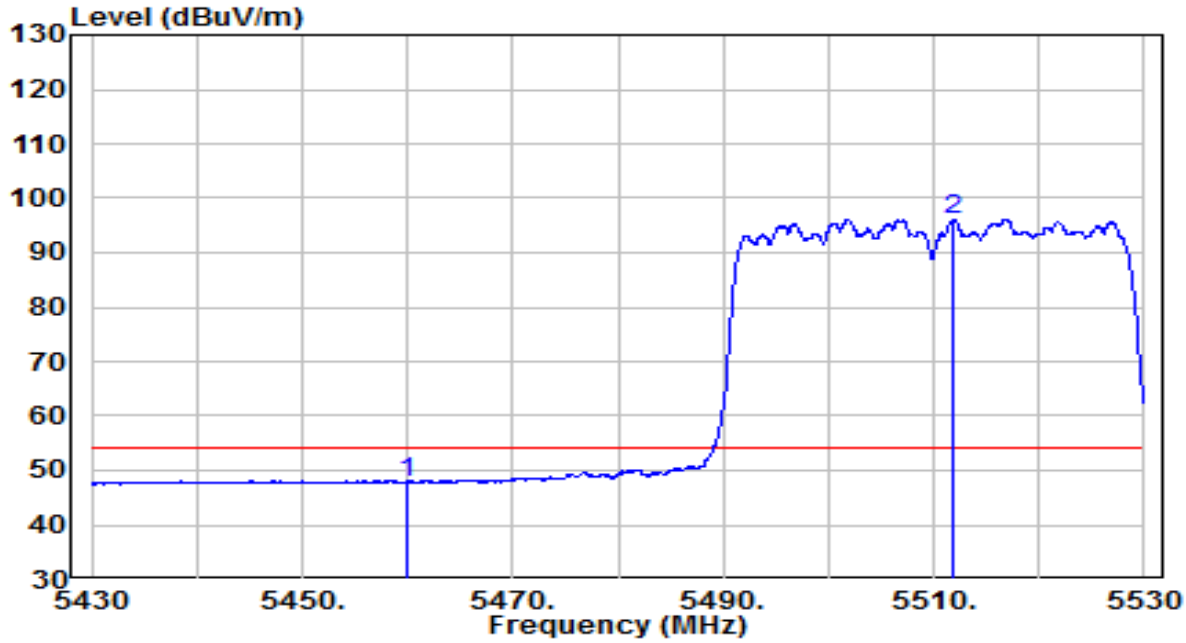

No		Frequency (MHz)	Reading (dBuV)	C.F (dB)	Measurement (dBuV/m)	Margin (dB)	Limit (dBuV/m)	Remark (QP/PK/AV)
1		5460.000	27.63	20.23	47.86	-6.14	54.00	Average
2	*	5511.850	75.82	20.31	96.13	N/A	N/A	Average

Note:

1. " *", means this data is the worst emission level.
2. C.F (Correction Factor) = Antenna Factor (dB)+ Cable Loss (dB)+ 16dB Attenuation (dB)– Preamplifier(dB).
3. Measurement(dBuV/m) = Reading(dBuV) + C.F (Correction Factor).
4.The emission levels of other frequencies are very lower than the limit and not show in test report.

EUT	AX11000 Tri-Band Wi-Fi 6 Gaming Router	Date of Test	2021-05-25
Factor	BBHA 9120D (1GHz~18GHz)	Temp. / Humidity	25.2°C/40%
Polarity	Vertical	Site / Test Engineer	AC1 / Jay
Test Mode	Transmit by 802.11ac-VHT40 at Channel 5510MHz	Test Voltage	AC 120V/60Hz

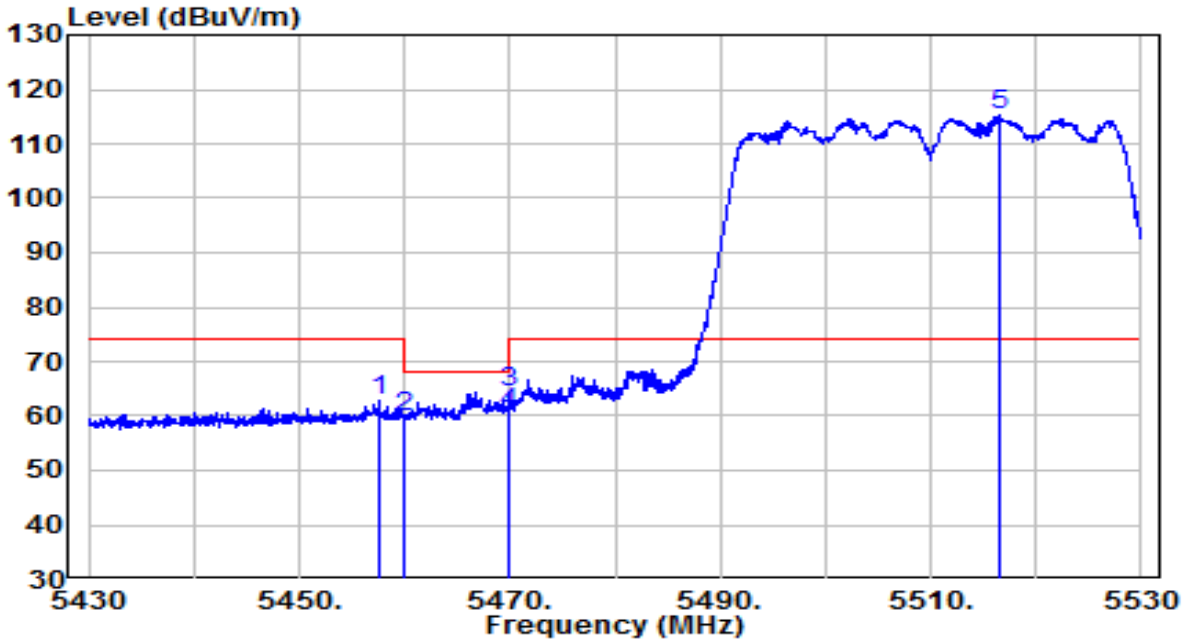

No		Frequency (MHz)	Reading (dBuV)	C.F (dB)	Measurement (dBuV/m)	Margin (dB)	Limit (dBuV/m)	Remark (QP/PK/AV)
1		5457.550	42.68	20.23	62.91	-11.09	74.00	Peak
2		5460.000	39.51	20.23	59.74	-8.46	68.20	Peak
3		5469.900	44.16	20.24	64.40	-3.80	68.20	Peak
4		5470.000	40.42	20.24	60.66	-7.54	68.20	Peak
5	*	5516.500	94.86	20.32	115.18	N/A	N/A	Peak

Note:

1. " *", means this data is the worst emission level.
2. C.F (Correction Factor) = Antenna Factor (dB)+ Cable Loss (dB)+ 16dB Attenuation (dB)– Preamplifier(dB).
3. Measurement(dBuV/m) = Reading(dBuV) + C.F (Correction Factor).
4.The emission levels of other frequencies are very lower than the limit and not show in test report.

EUT	AX11000 Tri-Band Wi-Fi 6 Gaming Router	Date of Test	2021-05-25
Factor	BBHA 9120D (1GHz~18GHz)	Temp. / Humidity	25.2°C/40%
Polarity	Vertical	Site / Test Engineer	AC1 / Jay
Test Mode	Transmit by 802.11ac-VHT40 at Channel 5510MHz	Test Voltage	AC 120V/60Hz

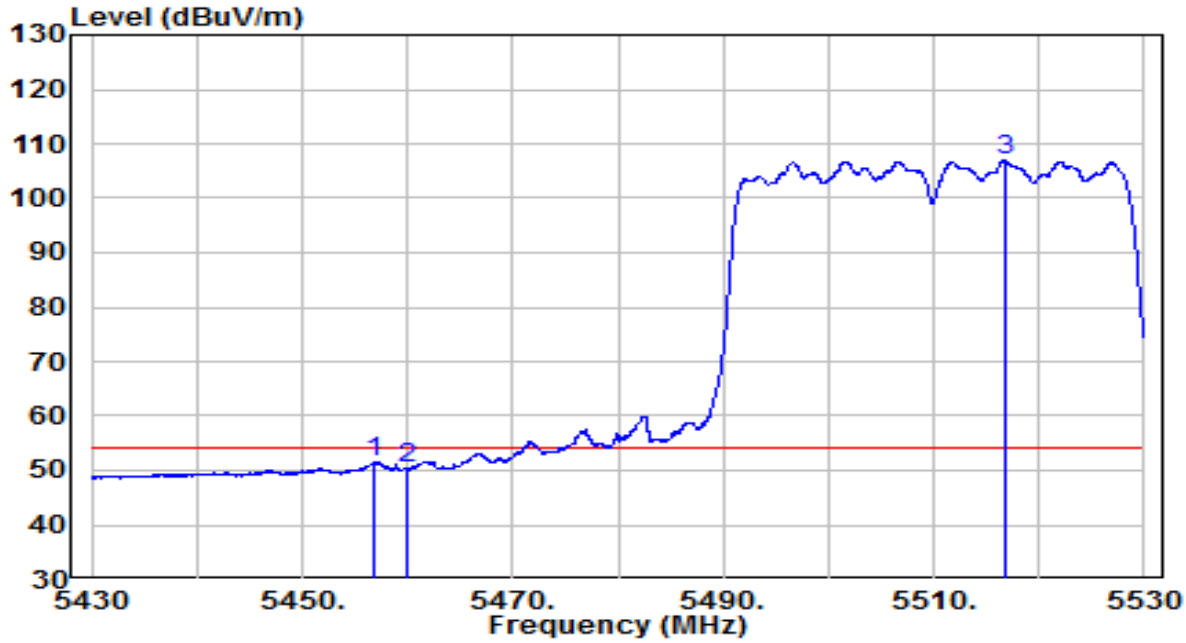

No		Frequency (MHz)	Reading (dBuV)	C.F (dB)	Measurement (dBuV/m)	Margin (dB)	Limit (dBuV/m)	Remark (QP/PK/AV)
1		5456.700	31.21	20.22	51.43	-2.57	54.00	Average
2		5460.000	29.98	20.23	50.20	-3.80	54.00	Average
3	*	5516.750	86.51	20.32	106.83	N/A	N/A	Average

Note:

1. " *", means this data is the worst emission level.
2. C.F (Correction Factor) = Antenna Factor (dB)+ Cable Loss (dB)+ 16dB Attenuation (dB)– Preamplifier(dB).
3. Measurement(dBuV/m) = Reading(dBuV) + C.F (Correction Factor).
4.The emission levels of other frequencies are very lower than the limit and not show in test report.

EUT	AX11000 Tri-Band Wi-Fi 6 Gaming Router	Date of Test	2021-05-25
Factor	BBHA 9120D (1GHz~18GHz)	Temp. / Humidity	25.2°C/40%
Polarity	Horizontal	Site / Test Engineer	AC1 / Jay
Test Mode	Transmit by 802.11ac-VHT40 at Channel 5670MHz	Test Voltage	AC 120V/60Hz

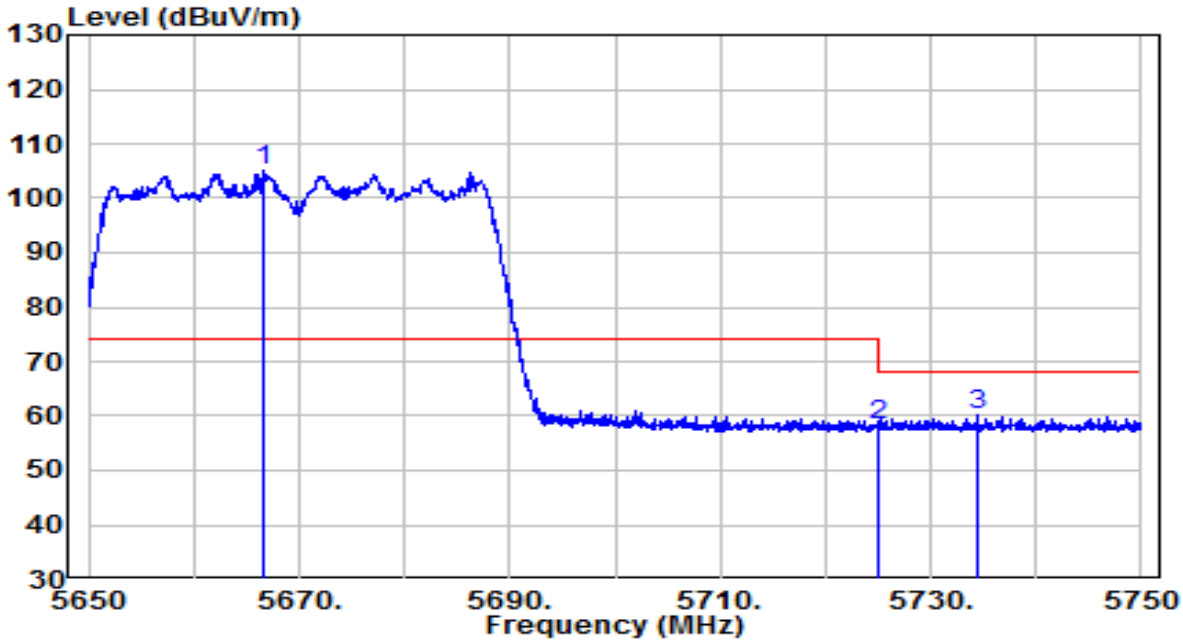

No		Frequency (MHz)	Reading (dBuV)	C.F (dB)	Measurement (dBuV/m)	Margin (dB)	Limit (dBuV/m)	Remark (QP/PK/AV)
1	*	5666.700	84.13	20.81	104.94	N/A	N/A	Peak
2		5725.000	37.26	21.00	58.26	-9.94	68.20	Peak
3		5734.450	39.31	21.03	60.33	-7.87	68.20	Peak

Note:

1. " *", means this data is the worst emission level.
2. C.F (Correction Factor) = Antenna Factor (dB)+ Cable Loss (dB)+ 16dB Attenuation (dB)– Preamplifier(dB).
3. Measurement(dBuV/m) = Reading(dBuV) + C.F (Correction Factor).
4.The emission levels of other frequencies are very lower than the limit and not show in test report.

EUT	AX11000 Tri-Band Wi-Fi 6 Gaming Router	Date of Test	2021-05-25
Factor	BBHA 9120D (1GHz~18GHz)	Temp. / Humidity	25.2°C/40%
Polarity	Vertical	Site / Test Engineer	AC1 / Jay
Test Mode	Transmit by 802.11ac-VHT40 at Channel 5670MHz	Test Voltage	AC 120V/60Hz

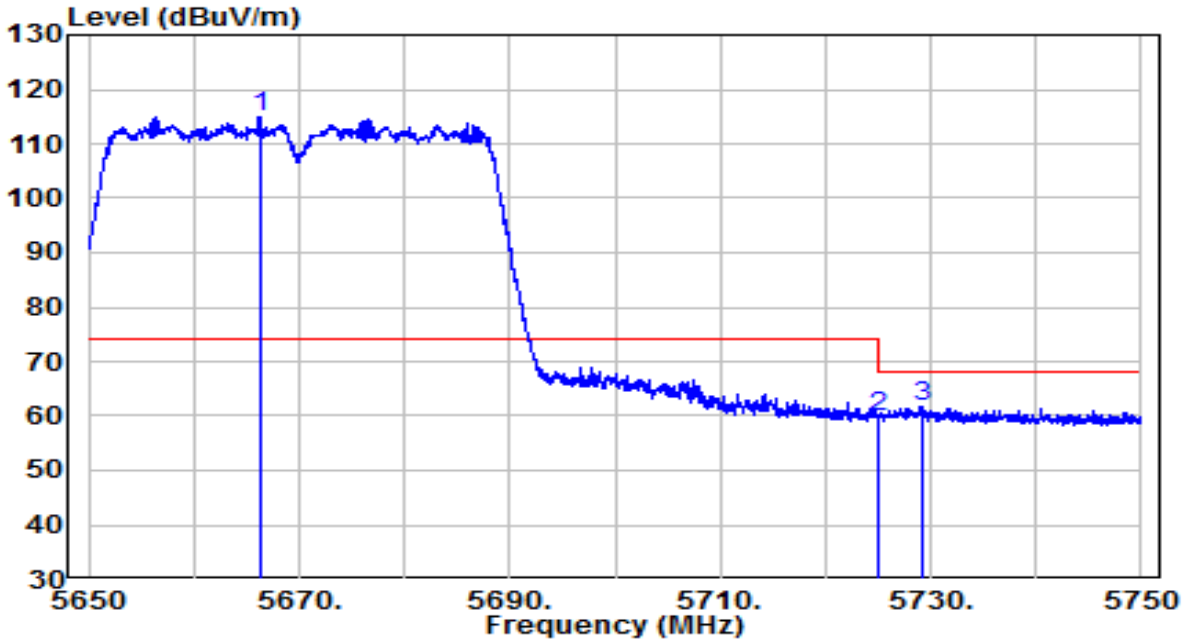

No		Frequency (MHz)	Reading (dBuV)	C.F (dB)	Measurement (dBuV/m)	Margin (dB)	Limit (dBuV/m)	Remark (QP/PK/AV)
1	*	5666.300	94.21	20.81	115.02	N/A	N/A	Peak
2		5725.000	38.69	21.00	59.69	-8.51	68.20	Peak
3		5729.200	40.72	21.01	61.74	-6.46	68.20	Peak

Note:

1. " *", means this data is the worst emission level.
2. C.F (Correction Factor) = Antenna Factor (dB)+ Cable Loss (dB)+ 16dB Attenuation (dB)– Preamplifier(dB).
3. Measurement(dBuV/m) = Reading(dBuV) + C.F (Correction Factor).
4.The emission levels of other frequencies are very lower than the limit and not show in test report.

EUT	AX11000 Tri-Band Wi-Fi 6 Gaming Router	Date of Test	2021-05-25
Factor	BBHA 9120D (1GHz~18GHz)	Temp. / Humidity	25.2°C/40%
Polarity	Horizontal	Site / Test Engineer	AC1 / Jay
Test Mode	Transmit by 802.11ac-VHT40 at Channel 5755MHz	Test Voltage	AC 120V/60Hz

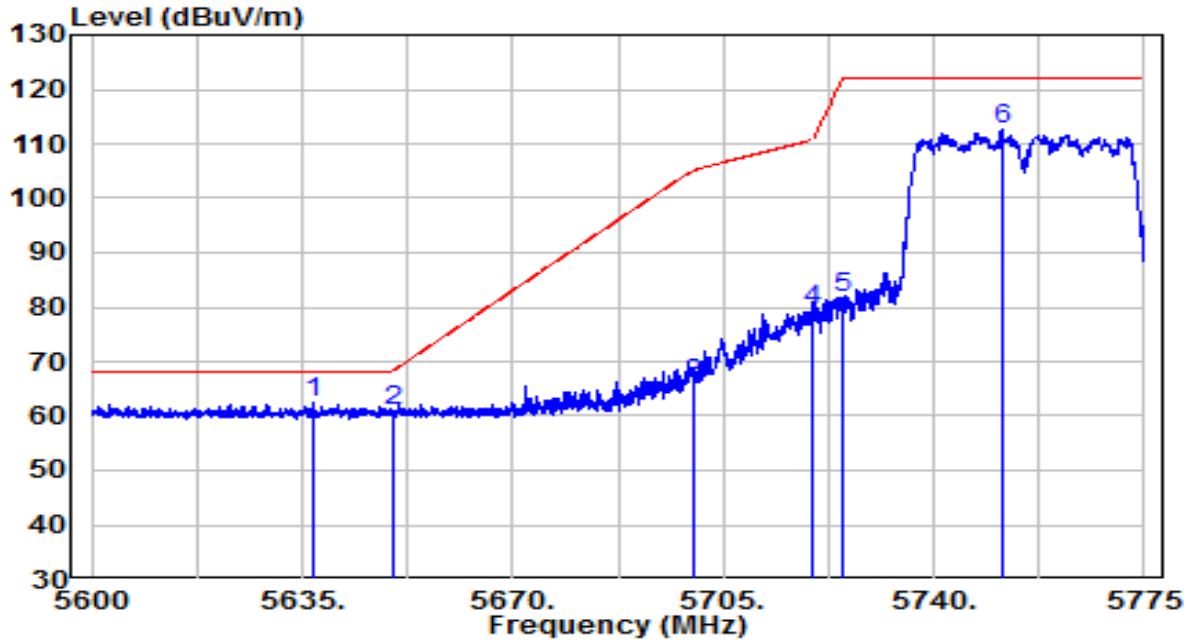

No		Frequency (MHz)	Reading (dBuV)	C.F (dB)	Measurement (dBuV/m)	Margin (dB)	Limit (dBuV/m)	Remark (QP/PK/AV)
1	*	5636.663	41.59	20.71	62.30	-5.90	68.20	Peak
2		5650.000	40.22	20.76	60.98	-7.22	68.20	Peak
3		5700.000	44.92	20.92	65.84	-39.36	105.20	Peak
4		5720.000	58.55	20.98	79.53	-31.27	110.80	Peak
5		5725.000	60.63	21.00	81.63	-40.57	122.20	Peak
6		5751.288	91.45	21.08	112.53	N/A	N/A	Peak

Note:

1. " *", means this data is the worst emission level.
2. C.F (Correction Factor) = Antenna Factor (dB)+ Cable Loss (dB)+ 16dB Attenuation (dB)– Preamplifier(dB).
3. Measurement(dBuV/m) = Reading(dBuV) + C.F (Correction Factor).
4.The emission levels of other frequencies are very lower than the limit and not show in test report.

EUT	AX11000 Tri-Band Wi-Fi 6 Gaming Router	Date of Test	2021-05-25
Factor	BBHA 9120D (1GHz~18GHz)	Temp. / Humidity	25.2°C/40%
Polarity	Vertical	Site / Test Engineer	AC1 / Jay
Test Mode	Transmit by 802.11ac-VHT40 at Channel 5755MHz	Test Voltage	AC 120V/60Hz

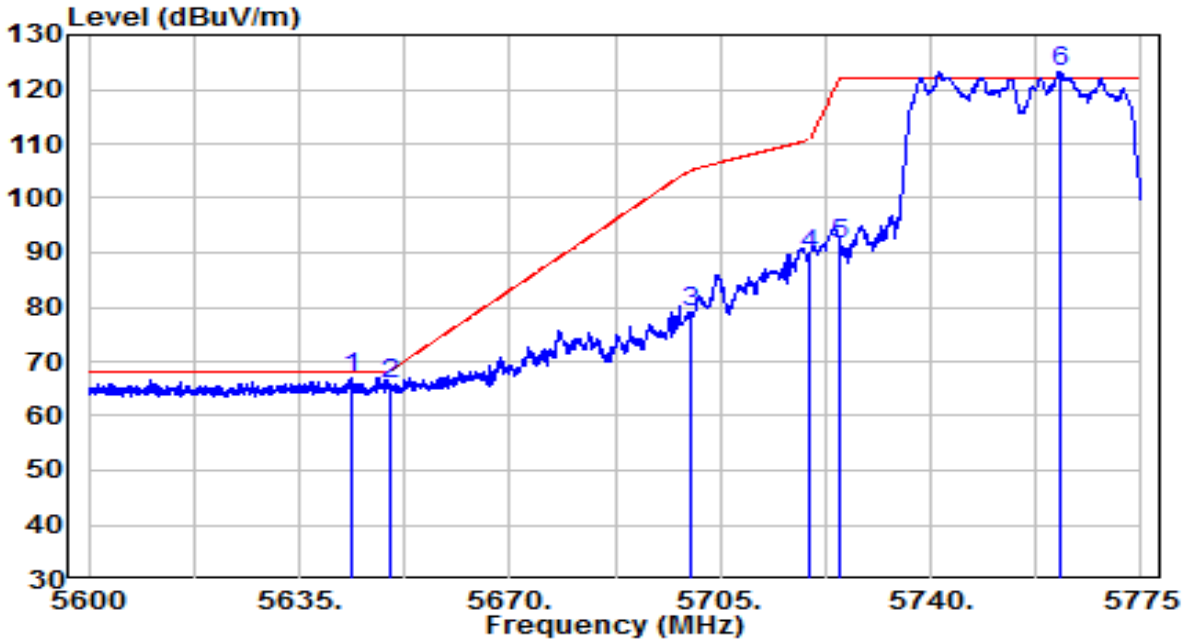

No		Frequency (MHz)	Reading (dBuV)	C.F (dB)	Measurement (dBuV/m)	Margin (dB)	Limit (dBuV/m)	Remark (QP/PK/AV)
1		5643.575	46.32	20.74	67.05	-1.15	68.20	Peak
2		5650.000	45.18	20.76	65.94	-2.26	68.20	Peak
3		5700.000	58.12	20.92	79.04	-26.16	105.20	Peak
4		5720.000	68.76	20.98	89.75	-21.05	110.80	Peak
5		5725.000	70.53	21.00	91.53	-30.67	122.20	Peak
6	*	5761.612	102.13	21.12	123.25	N/A	N/A	Peak

Note:

1. " *", means this data is the worst emission level.
2. C.F (Correction Factor) = Antenna Factor (dB)+ Cable Loss (dB)+ 16dB Attenuation (dB)– Preamplifier(dB).
3. Measurement(dBuV/m) = Reading(dBuV) + C.F (Correction Factor).
4.The emission levels of other frequencies are very lower than the limit and not show in test report.

EUT	AX11000 Tri-Band Wi-Fi 6 Gaming Router	Date of Test	2021-05-25
Factor	BBHA 9120D (1GHz~18GHz)	Temp. / Humidity	25.2°C/40%
Polarity	Horizontal	Site / Test Engineer	AC1 / Jay
Test Mode	Transmit by 802.11ac-VHT40 at Channel 5795MHz	Test Voltage	AC 120V/60Hz

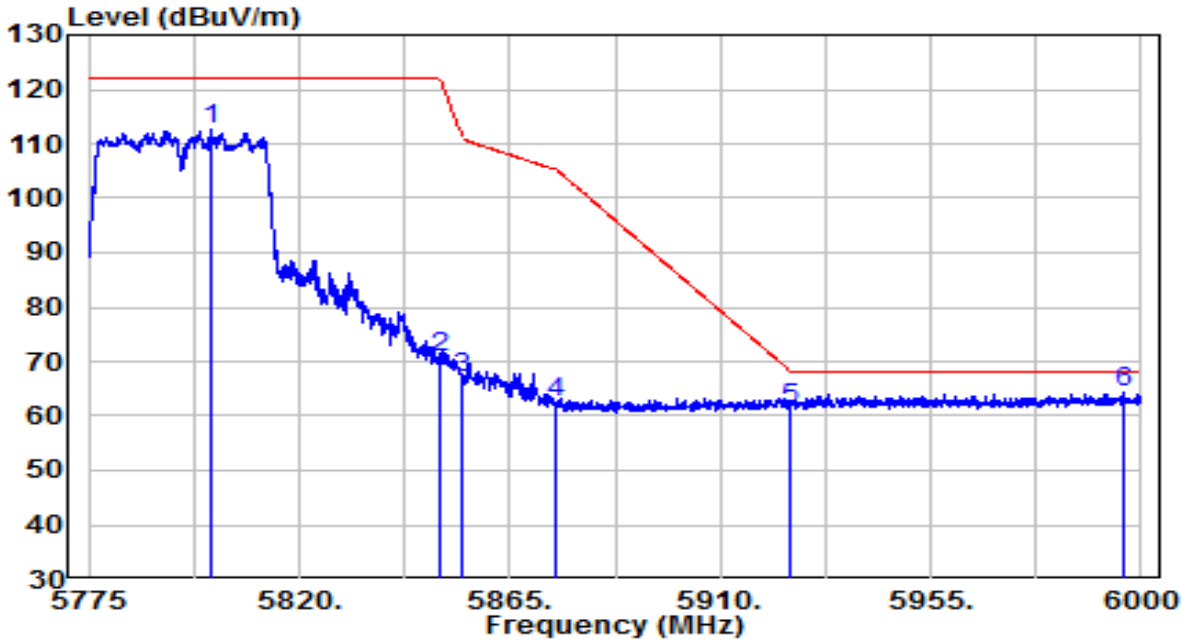

No		Frequency (MHz)	Reading (dBuV)	C.F (dB)	Measurement (dBuV/m)	Margin (dB)	Limit (dBuV/m)	Remark (QP/PK/AV)
1		5801.100	91.38	21.25	112.62	N/A	N/A	Peak
2		5850.000	49.41	21.40	70.81	-51.39	122.20	Peak
3		5855.000	45.65	21.42	67.07	-43.73	110.80	Peak
4		5875.000	41.10	21.49	62.59	-42.61	105.20	Peak
5		5925.000	39.63	21.65	61.27	-6.93	68.20	Peak
6	*	5996.063	42.61	21.88	64.49	-3.71	68.20	Peak

Note:

1. " *", means this data is the worst emission level.
2. C.F (Correction Factor) = Antenna Factor (dB)+ Cable Loss (dB)+ 16dB Attenuation (dB)– Preamplifier(dB).
3. Measurement(dBuV/m) = Reading(dBuV) + C.F (Correction Factor).
4.The emission levels of other frequencies are very lower than the limit and not show in test report.

EUT	AX11000 Tri-Band Wi-Fi 6 Gaming Router	Date of Test	2021-05-25
Factor	BBHA 9120D (1GHz~18GHz)	Temp. / Humidity	25.2°C/40%
Polarity	Vertical	Site / Test Engineer	AC1 / Jay
Test Mode	Transmit by 802.11ac-VHT40 at Channel 5795MHz	Test Voltage	AC 120V/60Hz

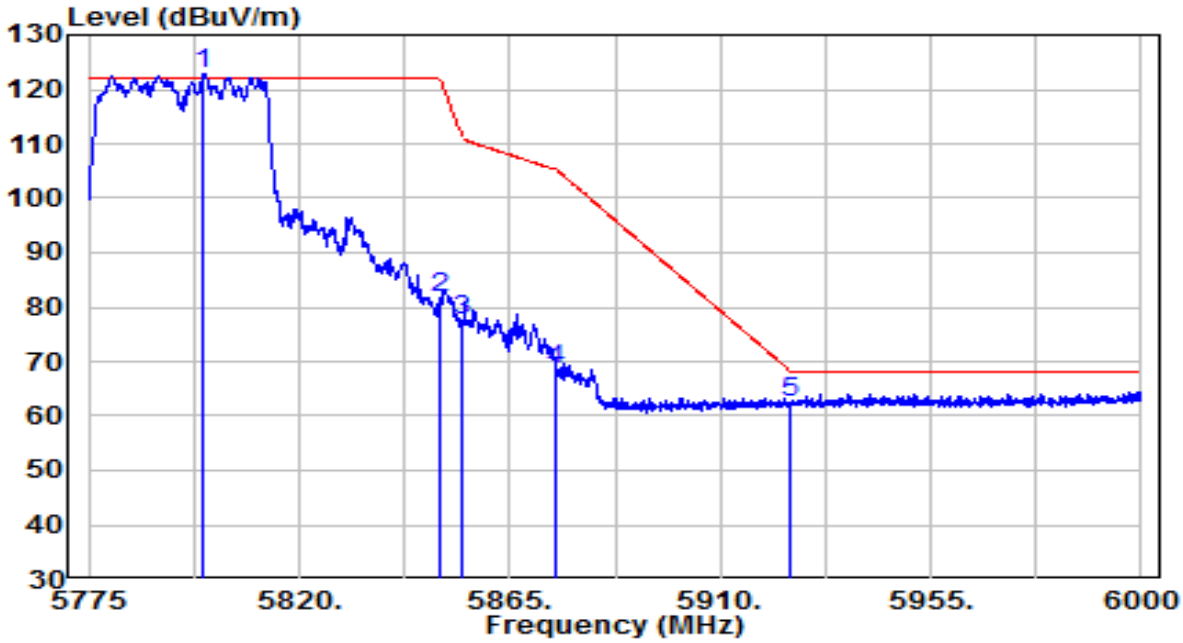

No		Frequency (MHz)	Reading (dBuV)	C.F (dB)	Measurement (dBuV/m)	Margin (dB)	Limit (dBuV/m)	Remark (QP/PK/AV)
1	*	5799.413	101.69	21.24	122.93	N/A	N/A	Peak
2		5850.000	60.41	21.40	81.82	-40.38	122.20	Peak
3		5855.000	55.97	21.42	77.39	-33.41	110.80	Peak
4		5875.000	46.97	21.49	68.46	-36.74	105.20	Peak
5		5925.000	40.68	21.65	62.33	-5.87	68.20	Peak
6		6000.000	42.75	21.89	64.64	-3.56	68.20	Peak

Note:

1. " *", means this data is the worst emission level.
2. C.F (Correction Factor) = Antenna Factor (dB)+ Cable Loss (dB)+ 16dB Attenuation (dB)– Preamplifier(dB).
3. Measurement(dBuV/m) = Reading(dBuV) + C.F (Correction Factor).
4.The emission levels of other frequencies are very lower than the limit and not show in test report.

EUT	AX11000 Tri-Band Wi-Fi 6 Gaming Router	Date of Test	2021-05-25
Factor	BBHA 9120D (1GHz~18GHz)	Temp. / Humidity	25.2°C/40%
Polarity	Horizontal	Site / Test Engineer	AC1 / Jay
Test Mode	Transmit by 802.11ac-VHT80 at Channel 5210MHz	Test Voltage	AC 120V/60Hz

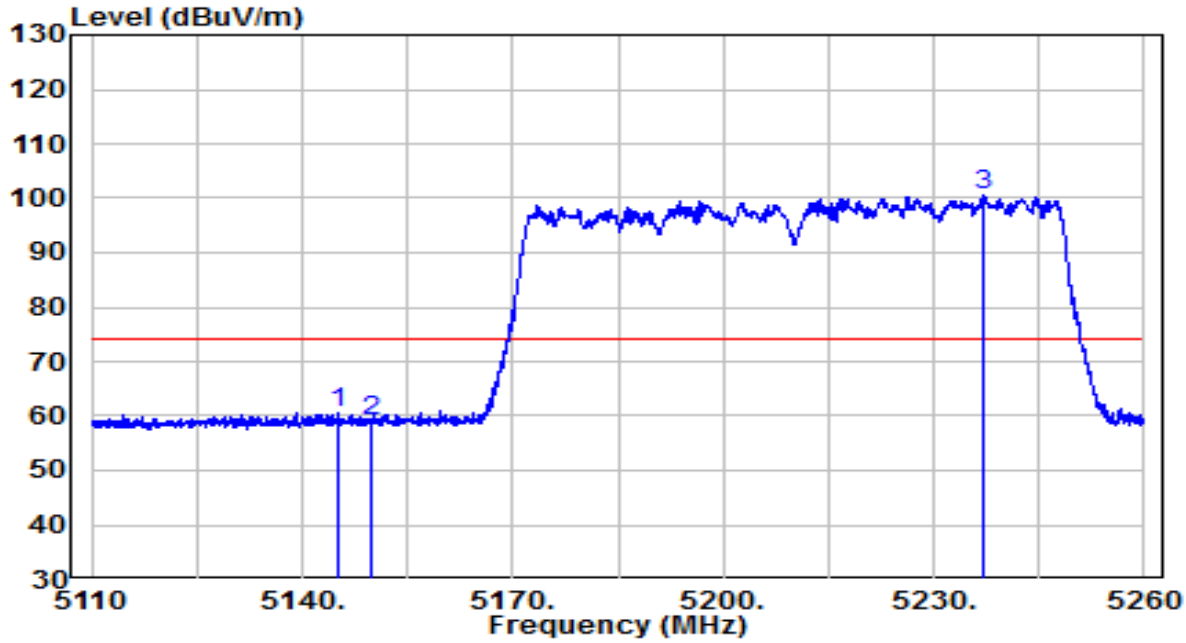

No		Frequency (MHz)	Reading (dBuV)	C.F (dB)	Measurement (dBuV/m)	Margin (dB)	Limit (dBuV/m)	Remark (QP/PK/AV)
1		5145.100	40.59	19.90	60.49	-13.51	74.00	Peak
2		5150.000	39.07	19.91	58.98	-15.02	74.00	Peak
3	*	5236.900	80.57	20.00	100.56	N/A	N/A	Peak

Note:

1. " *", means this data is the worst emission level.
2. C.F (Correction Factor) = Antenna Factor (dB)+ Cable Loss (dB)+ 16dB Attenuation (dB)– Preamplifier(dB).
3. Measurement(dBuV/m) = Reading(dBuV) + C.F (Correction Factor).
4.The emission levels of other frequencies are very lower than the limit and not show in test report.

EUT	AX11000 Tri-Band Wi-Fi 6 Gaming Router	Date of Test	2021-05-25
Factor	BBHA 9120D (1GHz~18GHz)	Temp. / Humidity	25.2°C/40%
Polarity	Horizontal	Site / Test Engineer	AC1 / Jay
Test Mode	Transmit by 802.11ac-VHT80 at Channel 5210MHz	Test Voltage	AC 120V/60Hz

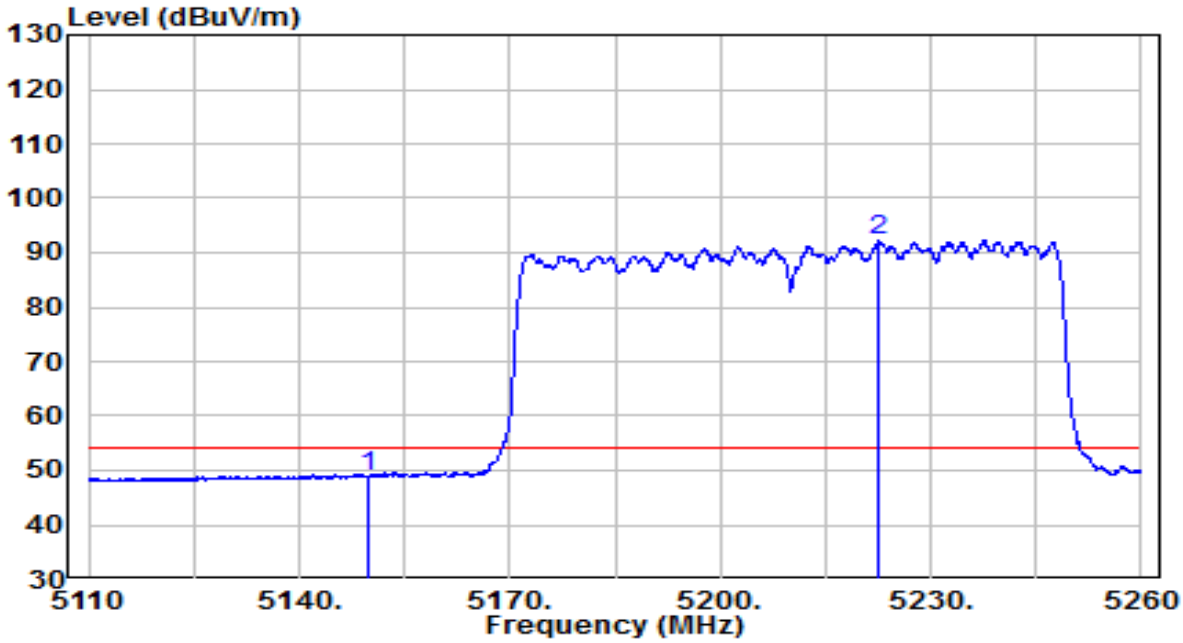

No		Frequency (MHz)	Reading (dBuV)	C.F (dB)	Measurement (dBuV/m)	Margin (dB)	Limit (dBuV/m)	Remark (QP/PK/AV)
1		5150.000	28.93	19.91	48.83	-5.17	54.00	Average
2	*	5222.650	72.23	19.98	92.21	N/A	N/A	Average

Note:

1. " *", means this data is the worst emission level.
2. C.F (Correction Factor) = Antenna Factor (dB)+ Cable Loss (dB)+ 16dB Attenuation (dB)– Preamplifier(dB).
3. Measurement(dBuV/m) = Reading(dBuV) + C.F (Correction Factor).
4.The emission levels of other frequencies are very lower than the limit and not show in test report.

EUT	AX11000 Tri-Band Wi-Fi 6 Gaming Router	Date of Test	2021-05-25
Factor	BBHA 9120D (1GHz~18GHz)	Temp. / Humidity	25.2°C/40%
Polarity	Vertical	Site / Test Engineer	AC1 / Jay
Test Mode	Transmit by 802.11ac-VHT80 at Channel 5210MHz	Test Voltage	AC 120V/60Hz

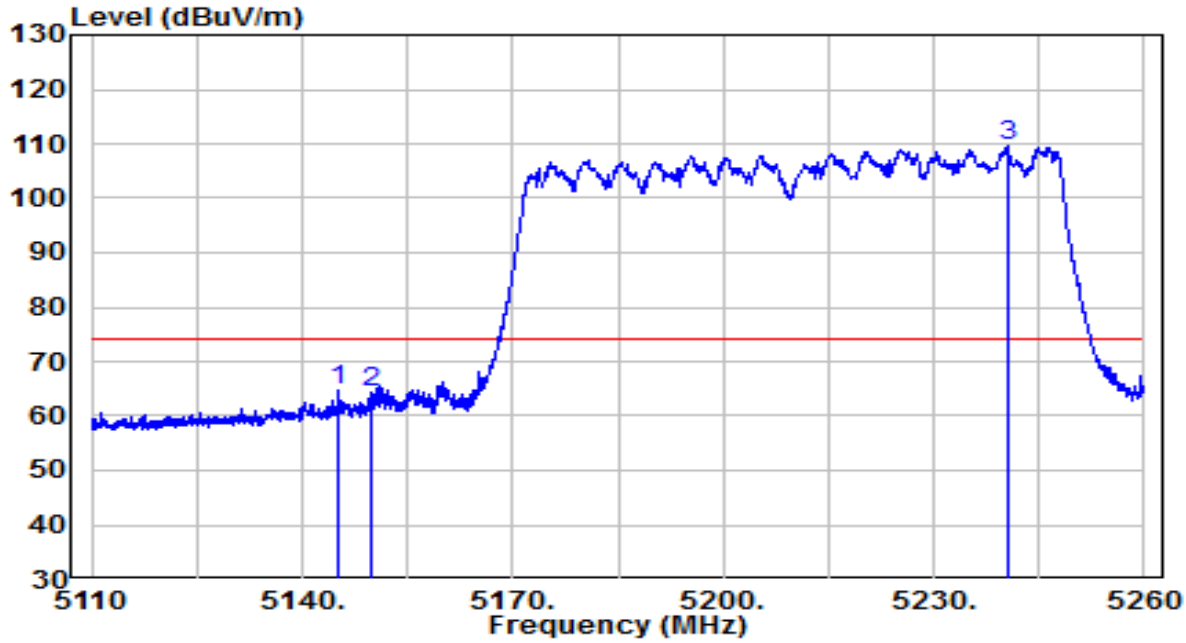

No		Frequency (MHz)	Reading (dBuV)	C.F (dB)	Measurement (dBuV/m)	Margin (dB)	Limit (dBuV/m)	Remark (QP/PK/AV)
1		5145.250	44.67	19.90	64.58	-9.42	74.00	Peak
2		5150.000	44.28	19.91	64.19	-9.81	74.00	Peak
3	*	5240.575	89.58	20.00	109.58	N/A	N/A	Peak

Note:

1. " *", means this data is the worst emission level.
2. C.F (Correction Factor) = Antenna Factor (dB)+ Cable Loss (dB)+ 16dB Attenuation (dB)– Preamplifier(dB).
3. Measurement(dBuV/m) = Reading(dBuV) + C.F (Correction Factor).
4.The emission levels of other frequencies are very lower than the limit and not show in test report.

EUT	AX11000 Tri-Band Wi-Fi 6 Gaming Router	Date of Test	2021-05-25
Factor	BBHA 9120D (1GHz~18GHz)	Temp. / Humidity	25.2°C/40%
Polarity	Vertical	Site / Test Engineer	AC1 / Jay
Test Mode	Transmit by 802.11ac-VHT80 at Channel 5210MHz	Test Voltage	AC 120V/60Hz

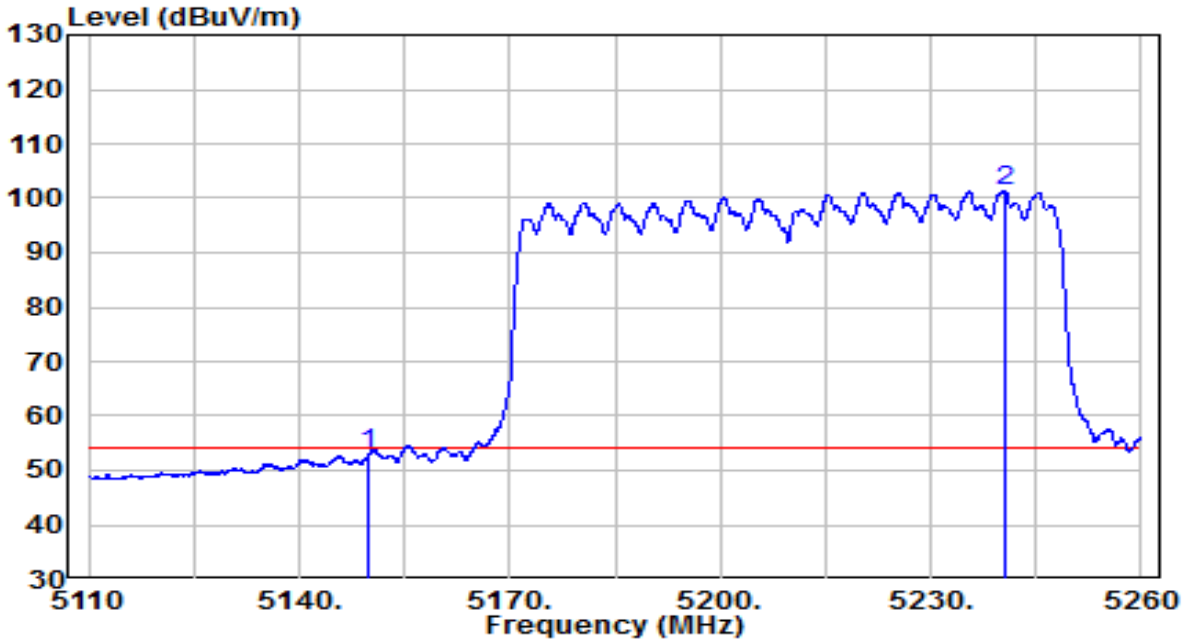

No		Frequency (MHz)	Reading (dBuV)	C.F (dB)	Measurement (dBuV/m)	Margin (dB)	Limit (dBuV/m)	Remark (QP/PK/AV)
1		5150.000	33.30	19.91	53.21	-0.79	54.00	Average
2	*	5240.425	81.34	20.00	101.34	N/A	N/A	Average

Note:

1. " *", means this data is the worst emission level.
2. C.F (Correction Factor) = Antenna Factor (dB)+ Cable Loss (dB)+ 16dB Attenuation (dB)– Preamplifier(dB).
3. Measurement(dBuV/m) = Reading(dBuV) + C.F (Correction Factor).
4.The emission levels of other frequencies are very lower than the limit and not show in test report.

EUT	AX11000 Tri-Band Wi-Fi 6 Gaming Router	Date of Test	2021-05-25
Factor	BBHA 9120D (1GHz~18GHz)	Temp. / Humidity	25.2°C/40%
Polarity	Horizontal	Site / Test Engineer	AC1 / Jay
Test Mode	Transmit by 802.11ac-VHT80 at Channel 5290MHz	Test Voltage	AC 120V/60Hz

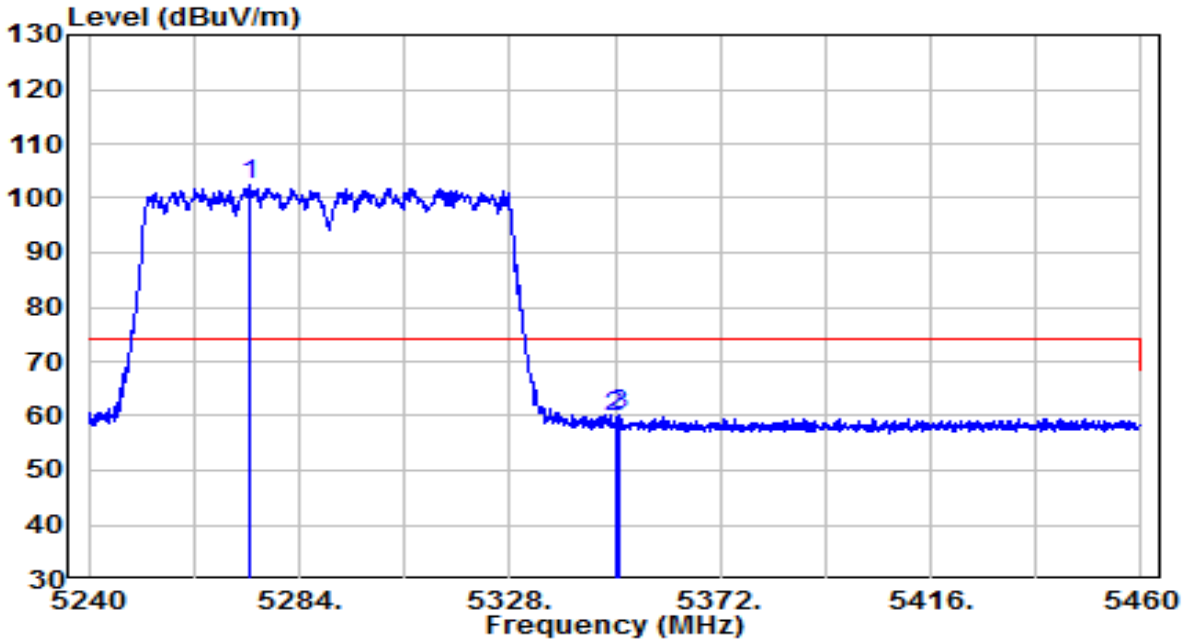

No		Frequency (MHz)	Reading (dBuV)	C.F (dB)	Measurement (dBuV/m)	Margin (dB)	Limit (dBuV/m)	Remark (QP/PK/AV)
1	*	5273.660	82.25	20.03	102.28	N/A	N/A	Peak
2		5350.000	39.61	20.11	59.72	-14.28	74.00	Peak
3		5351.100	40.11	20.12	60.23	-13.77	74.00	Peak

Note:

1. " *", means this data is the worst emission level.
2. C.F (Correction Factor) = Antenna Factor (dB)+ Cable Loss (dB)+ 16dB Attenuation (dB)– Preamplifier(dB).
3. Measurement(dBuV/m) = Reading(dBuV) + C.F (Correction Factor).
4.The emission levels of other frequencies are very lower than the limit and not show in test report.

EUT	AX11000 Tri-Band Wi-Fi 6 Gaming Router	Date of Test	2021-05-25
Factor	BBHA 9120D (1GHz~18GHz)	Temp. / Humidity	25.2°C/40%
Polarity	Horizontal	Site / Test Engineer	AC1 / Jay
Test Mode	Transmit by 802.11ac-VHT80 at Channel 5290MHz	Test Voltage	AC 120V/60Hz

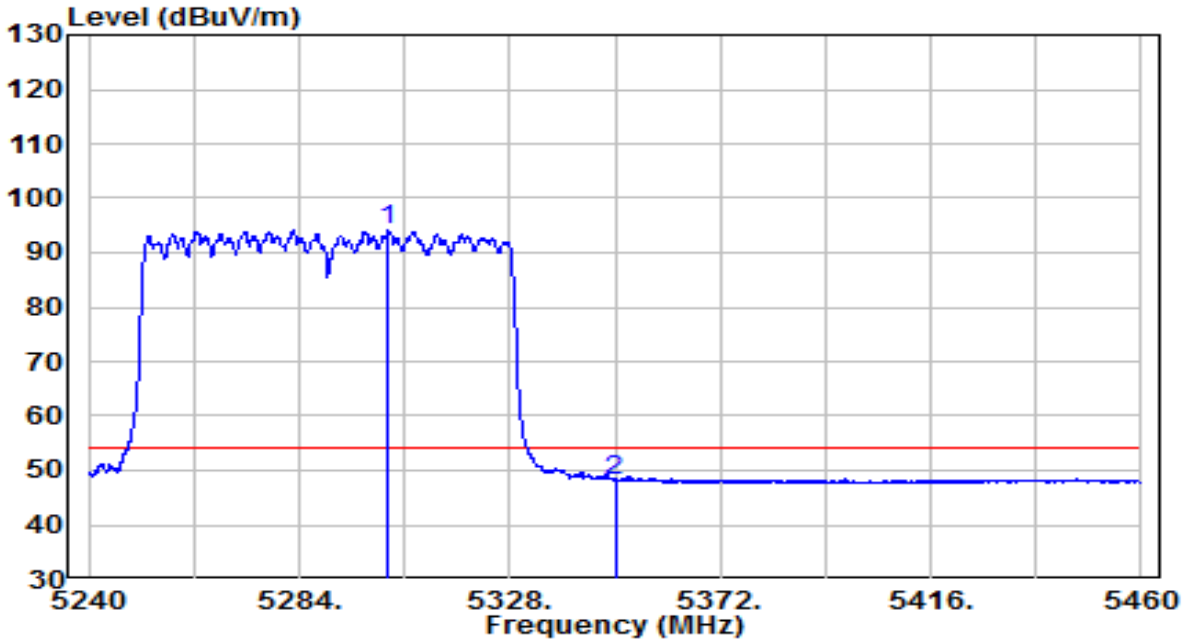

No		Frequency (MHz)	Reading (dBuV)	C.F (dB)	Measurement (dBuV/m)	Margin (dB)	Limit (dBuV/m)	Remark (QP/PK/AV)
1	*	5302.480	73.97	20.06	94.04	N/A	N/A	Average
2		5350.000	28.16	20.11	48.28	-5.72	54.00	Average

Note:

1. " *", means this data is the worst emission level.
2. C.F (Correction Factor) = Antenna Factor (dB)+ Cable Loss (dB)+ 16dB Attenuation (dB)– Preamplifier(dB).
3. Measurement(dBuV/m) = Reading(dBuV) + C.F (Correction Factor).
4.The emission levels of other frequencies are very lower than the limit and not show in test report.

EUT	AX11000 Tri-Band Wi-Fi 6 Gaming Router	Date of Test	2021-05-25
Factor	BBHA 9120D (1GHz~18GHz)	Temp. / Humidity	25.2°C/40%
Polarity	Vertical	Site / Test Engineer	AC1 / Jay
Test Mode	Transmit by 802.11ac-VHT80 at Channel 5290MHz	Test Voltage	AC 120V/60Hz

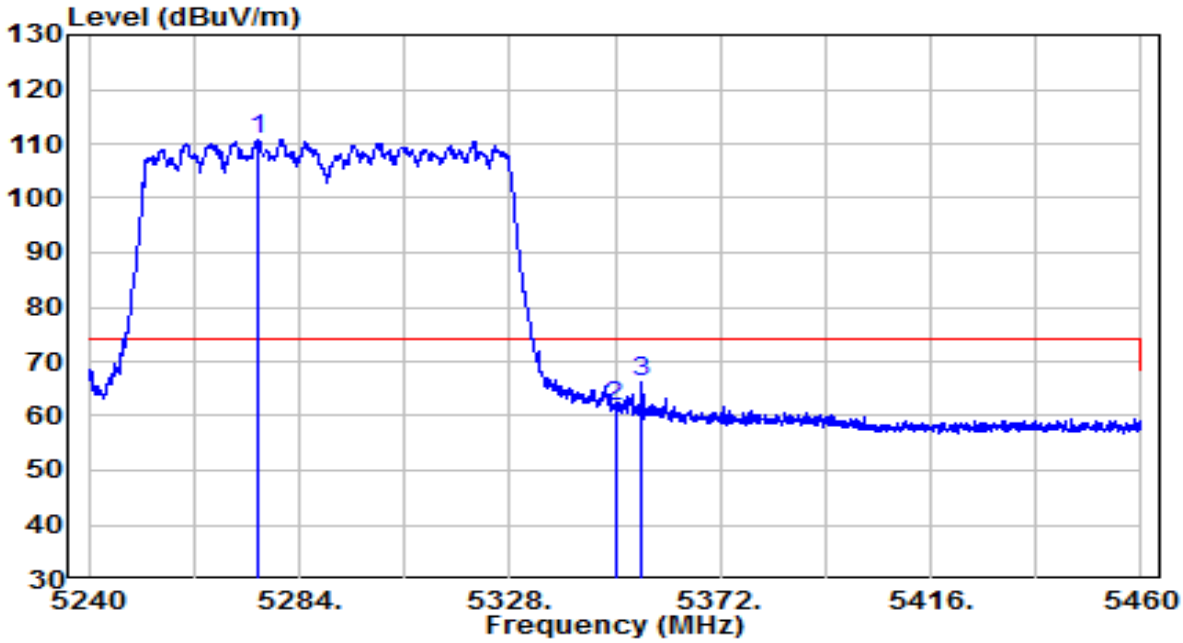

No		Frequency (MHz)	Reading (dBuV)	C.F (dB)	Measurement (dBuV/m)	Margin (dB)	Limit (dBuV/m)	Remark (QP/PK/AV)
1	*	5275.420	90.89	20.04	110.93	N/A	N/A	Peak
2		5350.000	41.70	20.11	61.82	-12.18	74.00	Peak
3		5355.720	46.02	20.12	66.14	-7.86	74.00	Peak

Note:

1. " *", means this data is the worst emission level.
2. C.F (Correction Factor) = Antenna Factor (dB)+ Cable Loss (dB)+ 16dB Attenuation (dB)– Preamplifier(dB).
3. Measurement(dBuV/m) = Reading(dBuV) + C.F (Correction Factor).
4.The emission levels of other frequencies are very lower than the limit and not show in test report.

EUT	AX11000 Tri-Band Wi-Fi 6 Gaming Router	Date of Test	2021-05-25
Factor	BBHA 9120D (1GHz~18GHz)	Temp. / Humidity	25.2°C/40%
Polarity	Vertical	Site / Test Engineer	AC1 / Jay
Test Mode	Transmit by 802.11ac-VHT80 at Channel 5290MHz	Test Voltage	AC 120V/60Hz

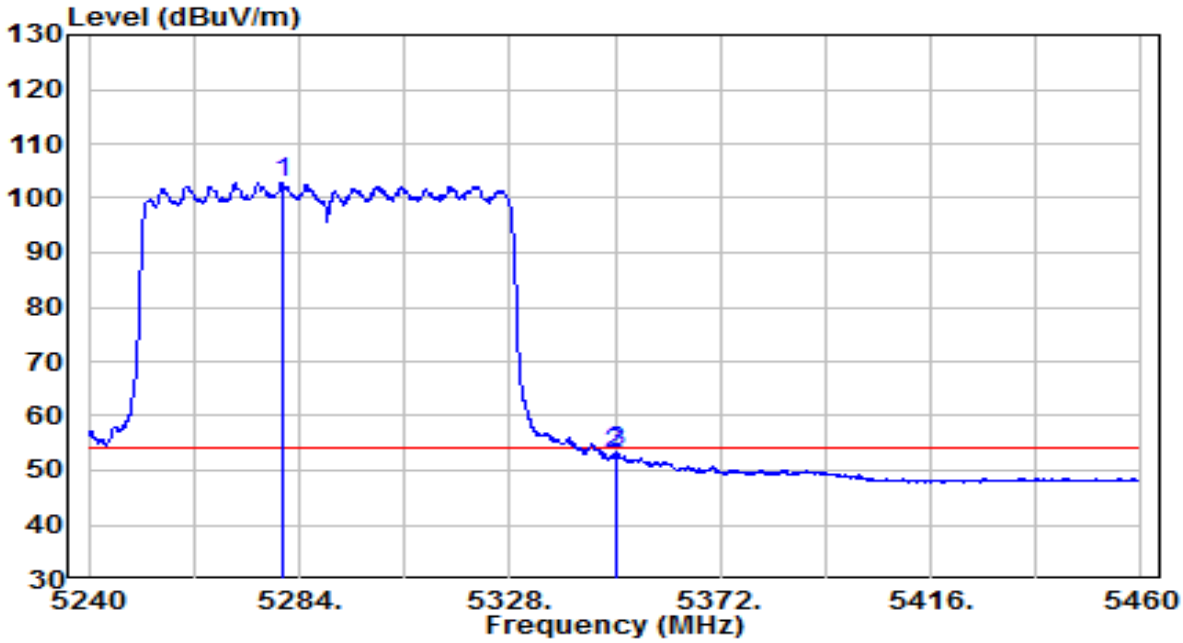

No		Frequency (MHz)	Reading (dBuV)	C.F (dB)	Measurement (dBuV/m)	Margin (dB)	Limit (dBuV/m)	Remark (QP/PK/AV)
1	*	5280.480	82.88	20.04	102.92	N/A	N/A	Average
2		5350.000	32.83	20.11	52.94	-1.06	54.00	Average
3		5350.550	33.13	20.11	53.24	-0.76	54.00	Average

Note:

1. " *", means this data is the worst emission level.
2. C.F (Correction Factor) = Antenna Factor (dB)+ Cable Loss (dB)+ 16dB Attenuation (dB)– Preamplifier(dB).
3. Measurement(dBuV/m) = Reading(dBuV) + C.F (Correction Factor).
4.The emission levels of other frequencies are very lower than the limit and not show in test report.

EUT	AX11000 Tri-Band Wi-Fi 6 Gaming Router	Date of Test	2021-05-25
Factor	BBHA 9120D (1GHz~18GHz)	Temp. / Humidity	25.2°C/40%
Polarity	Horizontal	Site / Test Engineer	AC1 / Jay
Test Mode	Transmit by 802.11ac-VHT80 at Channel 5530MHz	Test Voltage	AC 120V/60Hz

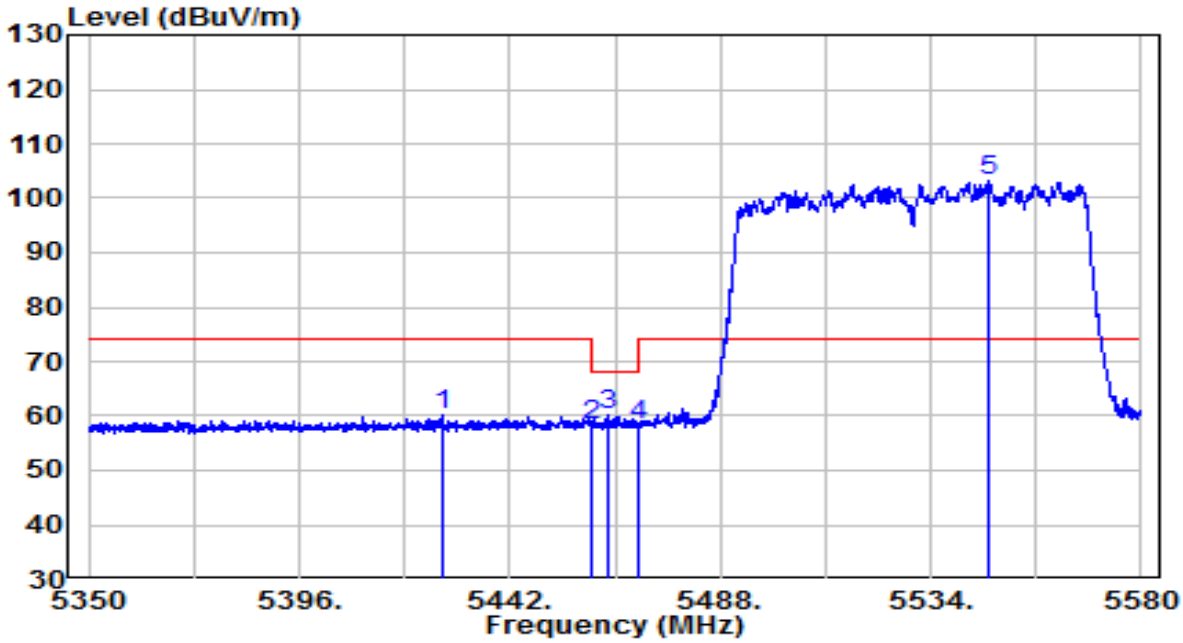

No		Frequency (MHz)	Reading (dBuV)	C.F (dB)	Measurement (dBuV/m)	Margin (dB)	Limit (dBuV/m)	Remark (QP/PK/AV)
1		5427.395	39.89	20.19	60.08	-13.92	74.00	Peak
2		5460.000	38.21	20.23	58.43	-9.77	68.20	Peak
3		5463.735	39.86	20.23	60.09	-8.11	68.20	Peak
4		5470.000	38.14	20.24	58.38	-9.82	68.20	Peak
5	*	5546.880	82.60	20.42	103.02	N/A	N/A	Peak

Note:

1. " *", means this data is the worst emission level.
2. C.F (Correction Factor) = Antenna Factor (dB)+ Cable Loss (dB)+ 16dB Attenuation (dB)– Preamplifier(dB).
3. Measurement(dBuV/m) = Reading(dBuV) + C.F (Correction Factor).
4.The emission levels of other frequencies are very lower than the limit and not show in test report.

EUT	AX11000 Tri-Band Wi-Fi 6 Gaming Router	Date of Test	2021-05-25
Factor	BBHA 9120D (1GHz~18GHz)	Temp. / Humidity	25.2°C/40%
Polarity	Horizontal	Site / Test Engineer	AC1 / Jay
Test Mode	Transmit by 802.11ac-VHT80 at Channel 5530MHz	Test Voltage	AC 120V/60Hz

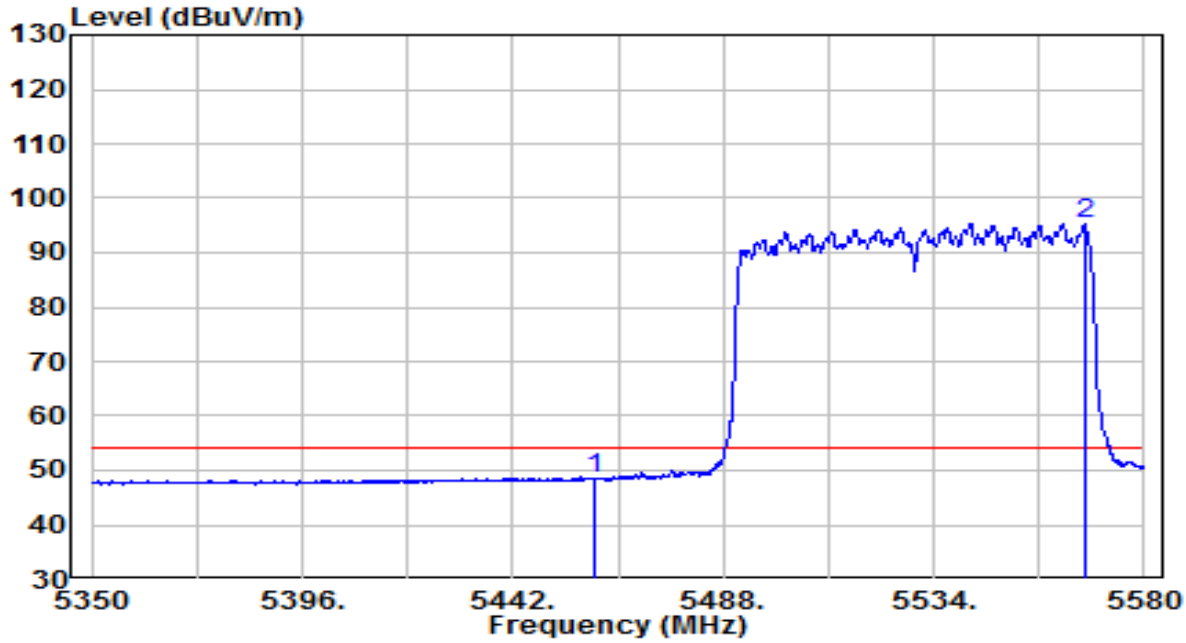

No		Frequency (MHz)	Reading (dBuV)	C.F (dB)	Measurement (dBuV/m)	Margin (dB)	Limit (dBuV/m)	Remark (QP/PK/AV)
1		5460.000	28.23	20.23	48.46	-5.54	54.00	Average
2	*	5567.005	74.85	20.49	95.33	N/A	N/A	Average

Note:

1. " *", means this data is the worst emission level.
2. C.F (Correction Factor) = Antenna Factor (dB)+ Cable Loss (dB)+ 16dB Attenuation (dB)– Preamplifier(dB).
3. Measurement(dBuV/m) = Reading(dBuV) + C.F (Correction Factor).
4.The emission levels of other frequencies are very lower than the limit and not show in test report.

EUT	AX11000 Tri-Band Wi-Fi 6 Gaming Router	Date of Test	2021-05-25
Factor	BBHA 9120D (1GHz~18GHz)	Temp. / Humidity	25.2°C/40%
Polarity	Vertical	Site / Test Engineer	AC1 / Jay
Test Mode	Transmit by 802.11ac-VHT80 at Channel 5530MHz	Test Voltage	AC 120V/60Hz

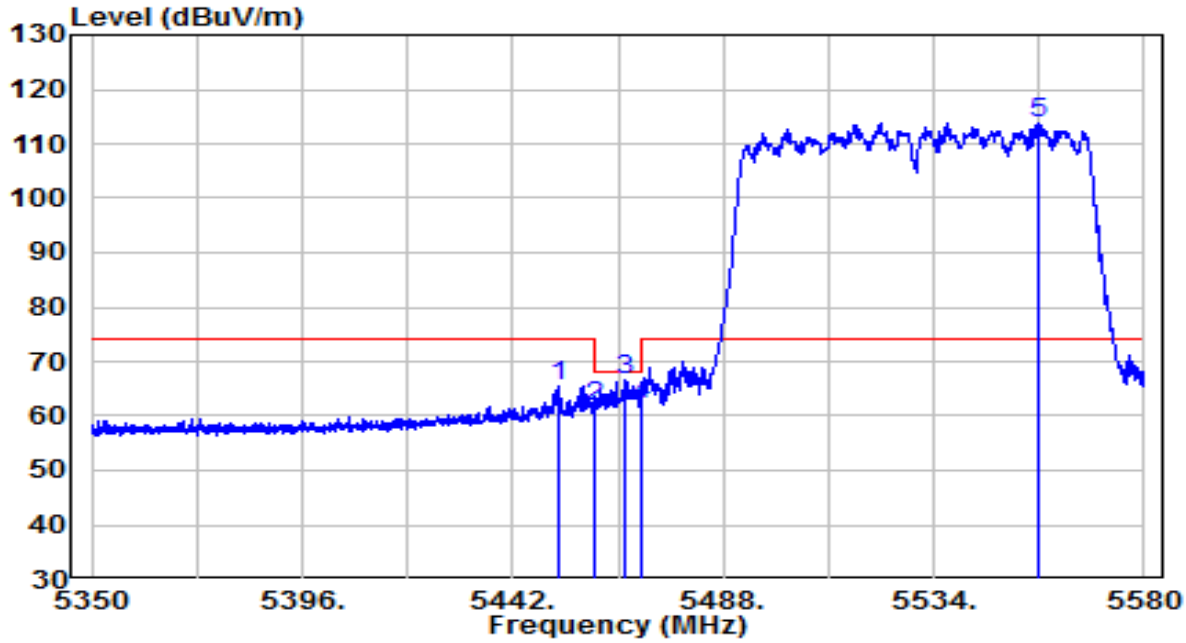

No		Frequency (MHz)	Reading (dBuV)	C.F (dB)	Measurement (dBuV/m)	Margin (dB)	Limit (dBuV/m)	Remark (QP/PK/AV)
1		5451.890	45.25	20.22	65.47	-8.53	74.00	Peak
2		5460.000	41.59	20.23	61.81	-6.39	68.20	Peak
3		5466.725	46.18	20.24	66.42	-1.78	68.20	Peak
4		5470.000	41.92	20.24	62.16	-6.04	68.20	Peak
5	*	5556.655	93.42	20.45	113.88	N/A	N/A	Peak

Note:

1. " *", means this data is the worst emission level.
2. C.F (Correction Factor) = Antenna Factor (dB)+ Cable Loss (dB)+ 16dB Attenuation (dB)– Preamplifier(dB).
3. Measurement(dBuV/m) = Reading(dBuV) + C.F (Correction Factor).
4.The emission levels of other frequencies are very lower than the limit and not show in test report.

EUT	AX11000 Tri-Band Wi-Fi 6 Gaming Router	Date of Test	2021-05-25
Factor	BBHA 9120D (1GHz~18GHz)	Temp. / Humidity	25.2°C/40%
Polarity	Vertical	Site / Test Engineer	AC1 / Jay
Test Mode	Transmit by 802.11ac-VHT80 at Channel 5530MHz	Test Voltage	AC 120V/60Hz

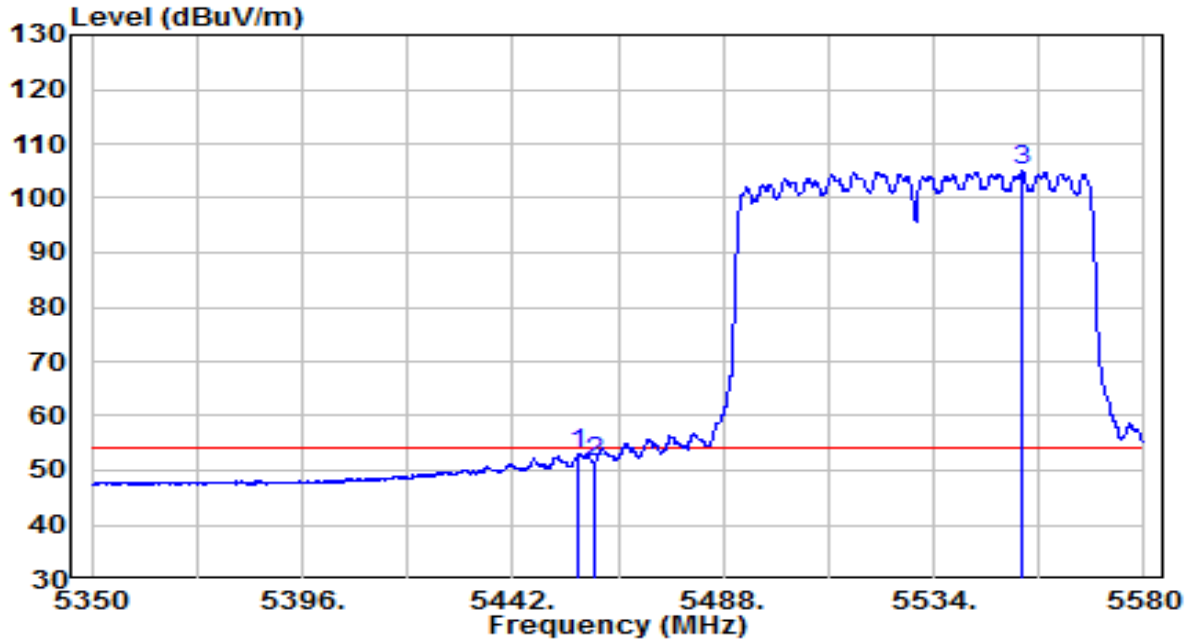

No		Frequency (MHz)	Reading (dBuV)	C.F (dB)	Measurement (dBuV/m)	Margin (dB)	Limit (dBuV/m)	Remark (QP/PK/AV)
1		5456.260	32.98	20.22	53.20	-0.80	54.00	Average
2		5460.000	31.30	20.23	51.53	-2.47	54.00	Average
3	*	5553.320	84.48	20.44	104.93	N/A	N/A	Average

Note:

1. " *", means this data is the worst emission level.
2. C.F (Correction Factor) = Antenna Factor (dB)+ Cable Loss (dB)+ 16dB Attenuation (dB)– Preamplifier(dB).
3. Measurement(dBuV/m) = Reading(dBuV) + C.F (Correction Factor).
4.The emission levels of other frequencies are very lower than the limit and not show in test report.

EUT	AX11000 Tri-Band Wi-Fi 6 Gaming Router	Date of Test	2021-05-25
Factor	BBHA 9120D (1GHz~18GHz)	Temp. / Humidity	25.2°C/40%
Polarity	Horizontal	Site / Test Engineer	AC1 / Jay
Test Mode	Transmit by 802.11ac-VHT80 at Channel 5610MHz	Test Voltage	AC 120V/60Hz

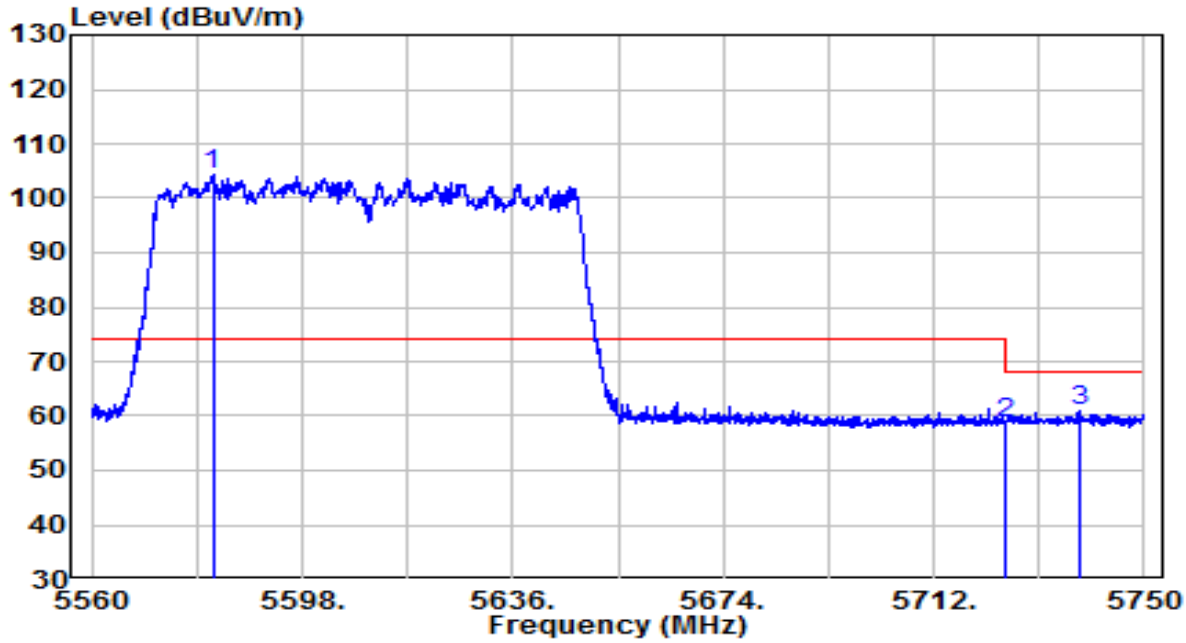

No		Frequency (MHz)	Reading (dBuV)	C.F (dB)	Measurement (dBuV/m)	Margin (dB)	Limit (dBuV/m)	Remark (QP/PK/AV)
1	*	5581.850	83.71	20.54	104.25	N/A	N/A	Peak
2		5725.000	37.86	21.00	58.86	-9.34	68.20	Peak
3		5738.220	39.87	21.04	60.91	-7.29	68.20	Peak

Note:

1. " *", means this data is the worst emission level.
2. C.F (Correction Factor) = Antenna Factor (dB)+ Cable Loss (dB)+ 16dB Attenuation (dB)– Preamplifier(dB).
3. Measurement(dBuV/m) = Reading(dBuV) + C.F (Correction Factor).
4.The emission levels of other frequencies are very lower than the limit and not show in test report.

EUT	AX11000 Tri-Band Wi-Fi 6 Gaming Router	Date of Test	2021-05-25
Factor	BBHA 9120D (1GHz~18GHz)	Temp. / Humidity	25.2°C/40%
Polarity	Vertical	Site / Test Engineer	AC1 / Jay
Test Mode	Transmit by 802.11ac-VHT80 at Channel 5610MHz	Test Voltage	AC 120V/60Hz

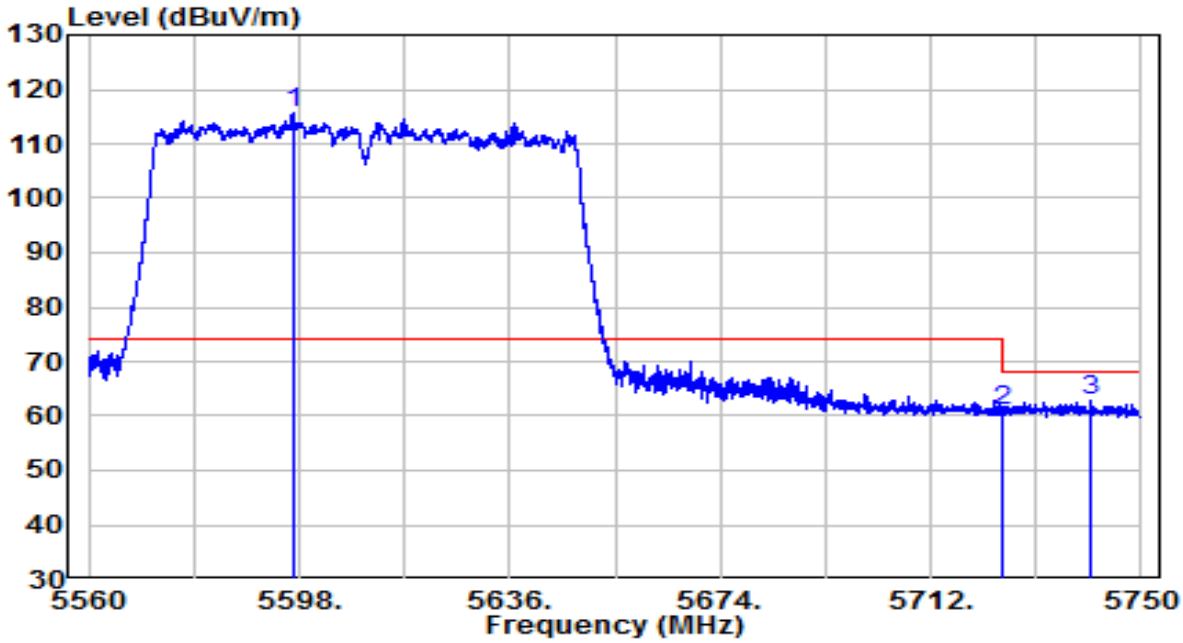

No		Frequency (MHz)	Reading (dBuV)	C.F (dB)	Measurement (dBuV/m)	Margin (dB)	Limit (dBuV/m)	Remark (QP/PK/AV)
1	*	5596.860	94.89	20.58	115.47	N/A	N/A	Peak
2		5725.000	39.85	21.00	60.85	-7.35	68.20	Peak
3		5740.785	41.90	21.05	62.95	-5.25	68.20	Peak

Note:

1. " *", means this data is the worst emission level.
2. C.F (Correction Factor) = Antenna Factor (dB)+ Cable Loss (dB)+ 16dB Attenuation (dB)– Preamplifier(dB).
3. Measurement(dBuV/m) = Reading(dBuV) + C.F (Correction Factor).
4.The emission levels of other frequencies are very lower than the limit and not show in test report.

EUT	AX11000 Tri-Band Wi-Fi 6 Gaming Router	Date of Test	2021-05-25
Factor	BBHA 9120D (1GHz~18GHz)	Temp. / Humidity	25.2°C/40%
Polarity	Horizontal	Site / Test Engineer	AC1 / Jay
Test Mode	Transmit by 802.11ac-VHT80 at Channel 5775MHz	Test Voltage	AC 120V/60Hz

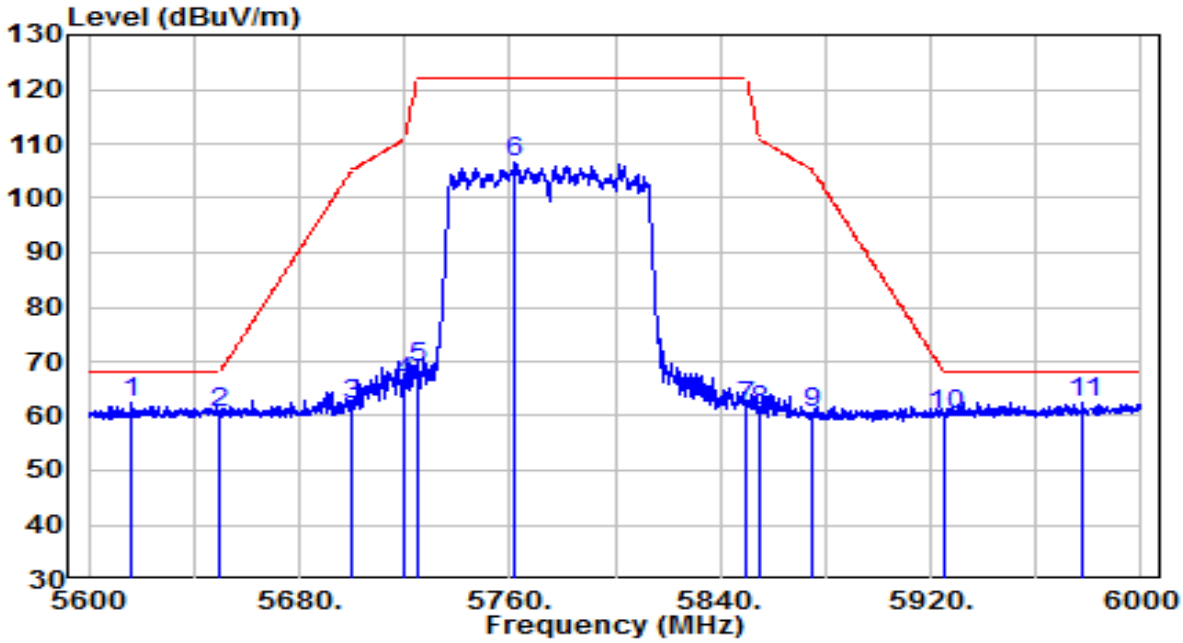

No		Frequency (MHz)	Reading (dBuV)	C.F (dB)	Measurement (dBuV/m)	Margin (dB)	Limit (dBuV/m)	Remark (QP/PK/AV)
1		5616.600	41.87	20.65	62.52	-5.68	68.20	Peak
2		5650.000	39.81	20.76	60.57	-7.63	68.20	Peak
3		5700.000	41.14	20.92	62.06	-43.14	105.20	Peak
4		5720.000	45.35	20.98	66.33	-44.47	110.80	Peak
5		5725.000	47.69	21.00	68.69	-53.51	122.20	Peak
6		5762.200	85.34	21.12	106.46	N/A	N/A	Peak
7		5850.000	40.35	21.40	61.76	-60.44	122.20	Peak
8		5855.000	39.61	21.42	61.03	-49.77	110.80	Peak
9		5875.000	39.12	21.49	60.61	-44.59	105.20	Peak
10		5925.000	38.53	21.65	60.17	-8.03	68.20	Peak
11	*	5977.800	40.82	21.82	62.63	-5.57	68.20	Peak

Note:

1. " *", means this data is the worst emission level.

2. C.F (Correction Factor) = Antenna Factor (dB)+ Cable Loss (dB)+ 16dB Attenuation (dB)– Preamplifier(dB).

3. Measurement(dBuV/m) = Reading(dBuV) + C.F (Correction Factor).

4.The emission levels of other frequencies are very lower than the limit and not show in test report.

EUT	AX11000 Tri-Band Wi-Fi 6 Gaming Router	Date of Test	2021-05-25
Factor	BBHA 9120D (1GHz~18GHz)	Temp. / Humidity	25.2°C/40%
Polarity	Vertical	Site / Test Engineer	AC1 / Jay
Test Mode	Transmit by 802.11ac-VHT80 at Channel 5775MHz	Test Voltage	AC 120V/60Hz

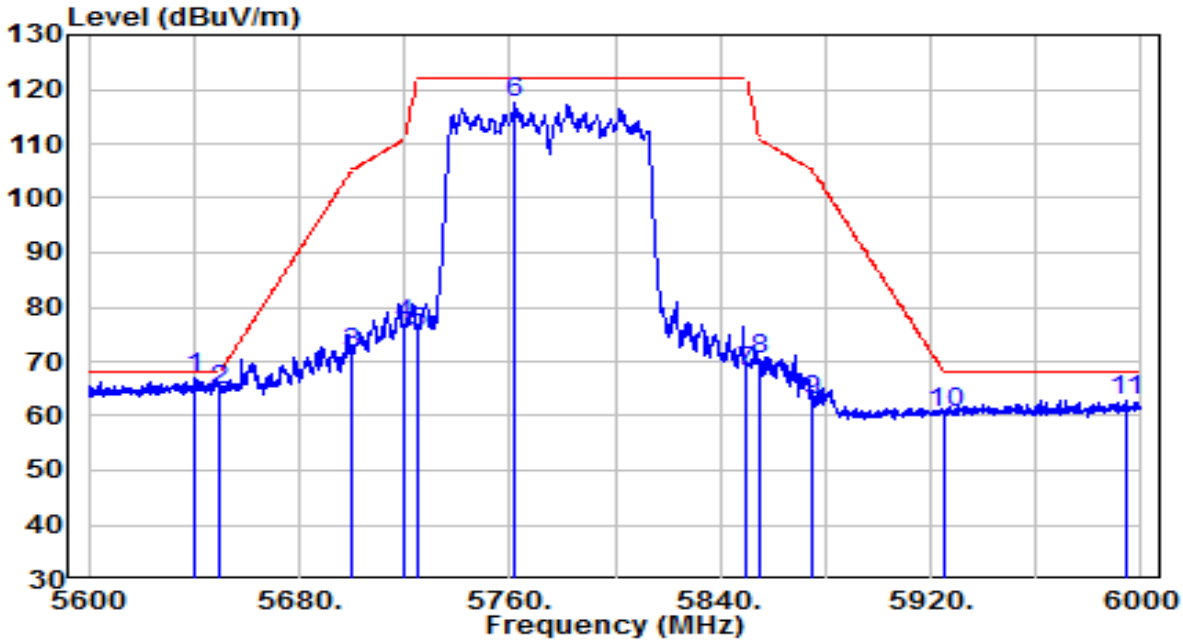

No		Frequency (MHz)	Reading (dBuV)	C.F (dB)	Measurement (dBuV/m)	Margin (dB)	Limit (dBuV/m)	Remark (QP/PK/AV)
1	*	5640.400	46.34	20.72	67.06	-1.14	68.20	Peak
2		5650.000	43.87	20.76	64.63	-3.57	68.20	Peak
3		5700.000	50.42	20.92	71.34	-33.86	105.20	Peak
4		5720.000	55.62	20.98	76.60	-34.20	110.80	Peak
5		5725.000	54.20	21.00	75.20	-47.00	122.20	Peak
6		5761.800	96.27	21.12	117.39	N/A	N/A	Peak
7		5850.000	46.55	21.40	67.95	-54.25	122.20	Peak
8		5855.000	48.80	21.42	70.22	-40.58	110.80	Peak
9		5875.000	41.43	21.49	62.91	-42.29	105.20	Peak
10		5925.000	39.01	21.65	60.65	-7.55	68.20	Peak
11		5994.200	41.03	21.87	62.90	-5.30	68.20	Peak

Note:

1. " *", means this data is the worst emission level.

2. C.F (Correction Factor) = Antenna Factor (dB)+ Cable Loss (dB)+ 16dB Attenuation (dB)– Preamplifier(dB).

3. Measurement(dBuV/m) = Reading(dBuV) + C.F (Correction Factor).

4.The emission levels of other frequencies are very lower than the limit and not show in test report.

EUT	AX11000 Tri-Band Wi-Fi 6 Gaming Router	Date of Test	2021-05-25
Factor	BBHA 9120D (1GHz~18GHz)	Temp. / Humidity	25.2°C/40%
Polarity	Horizontal	Site / Test Engineer	AC1 / Jay
Test Mode	Transmit by 802.11ac-VHT160 at Channel 5250MHz	Test Voltage	AC 120V/60Hz

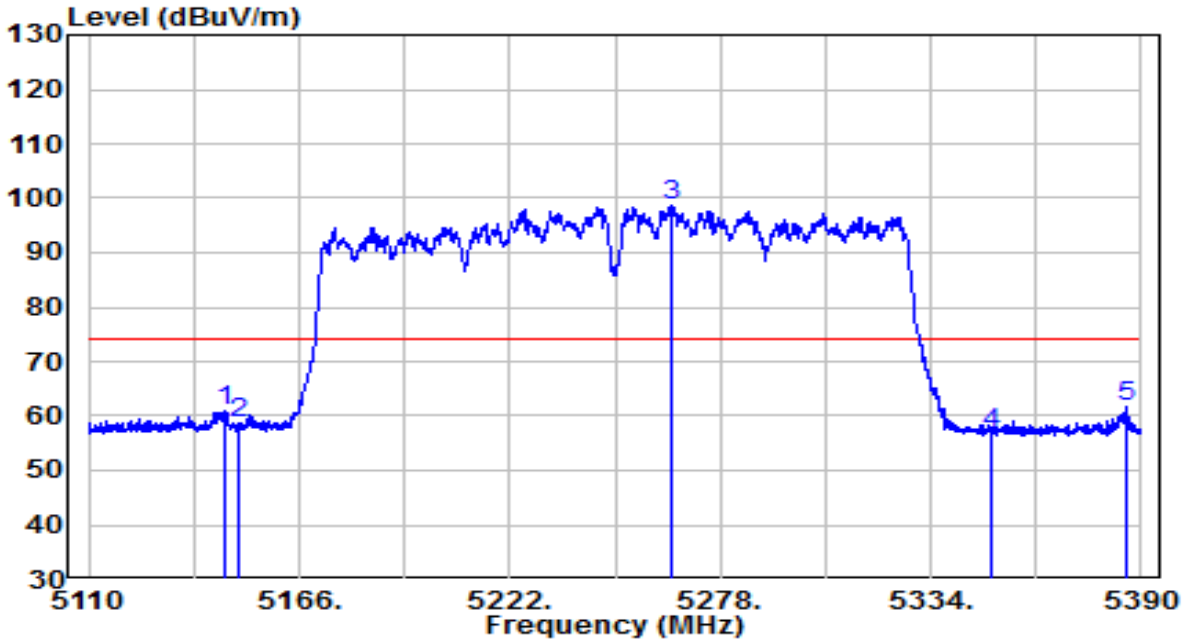

No		Frequency (MHz)	Reading (dBuV)	C.F (dB)	Measurement (dBuV/m)	Margin (dB)	Limit (dBuV/m)	Remark (QP/PK/AV)
1		5145.980	40.95	19.90	60.85	-13.15	74.00	Peak
2		5150.000	38.76	19.91	58.67	-15.33	74.00	Peak
3	*	5265.120	78.69	20.03	98.72	N/A	N/A	Peak
4		5350.000	36.86	20.11	56.98	-17.02	74.00	Peak
5		5386.080	41.50	20.15	61.65	-12.35	74.00	Peak

Note:

1. " *", means this data is the worst emission level.
2. C.F (Correction Factor) = Antenna Factor (dB)+ Cable Loss (dB)+ 16dB Attenuation (dB)– Preamplifier(dB).
3. Measurement(dBuV/m) = Reading(dBuV) + C.F (Correction Factor).
4.The emission levels of other frequencies are very lower than the limit and not show in test report.

EUT	AX11000 Tri-Band Wi-Fi 6 Gaming Router	Date of Test	2021-05-25
Factor	BBHA 9120D (1GHz~18GHz)	Temp. / Humidity	25.2°C/40%
Polarity	Horizontal	Site / Test Engineer	AC1 / Jay
Test Mode	Transmit by 802.11ac-VHT160 at Channel 5250MHz	Test Voltage	AC 120V/60Hz

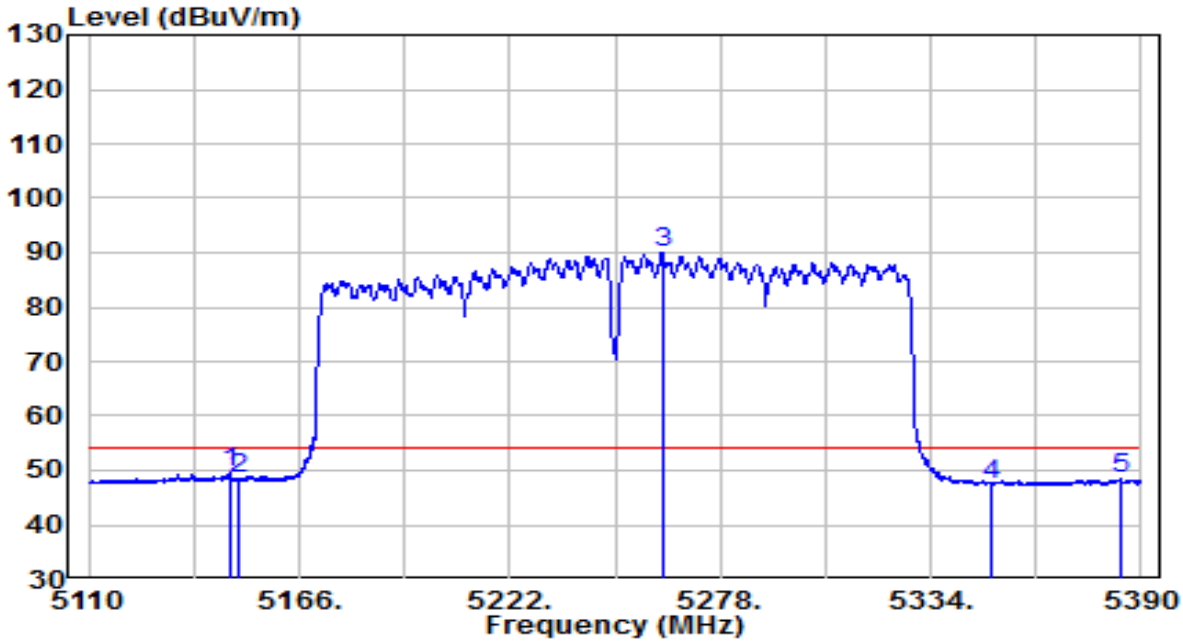

No		Frequency (MHz)	Reading (dBuV)	C.F (dB)	Measurement (dBuV/m)	Margin (dB)	Limit (dBuV/m)	Remark (QP/PK/AV)
1		5147.380	29.55	19.90	49.45	-4.55	54.00	Average
2		5150.000	28.58	19.91	48.49	-5.51	54.00	Average
3	*	5262.600	69.81	20.02	89.84	N/A	N/A	Average
4		5350.000	27.34	20.11	47.46	-6.54	54.00	Average
5		5384.680	28.37	20.15	48.52	-5.48	54.00	Average

Note:

1. " *", means this data is the worst emission level.
2. C.F (Correction Factor) = Antenna Factor (dB)+ Cable Loss (dB)+ 16dB Attenuation (dB)– Preamplifier(dB).
3. Measurement(dBuV/m) = Reading(dBuV) + C.F (Correction Factor).
4.The emission levels of other frequencies are very lower than the limit and not show in test report.

EUT	AX11000 Tri-Band Wi-Fi 6 Gaming Router	Date of Test	2021-05-25
Factor	BBHA 9120D (1GHz~18GHz)	Temp. / Humidity	25.2°C/40%
Polarity	Vertical	Site / Test Engineer	AC1 / Jay
Test Mode	Transmit by 802.11ac-VHT160 at Channel 5250MHz	Test Voltage	AC 120V/60Hz

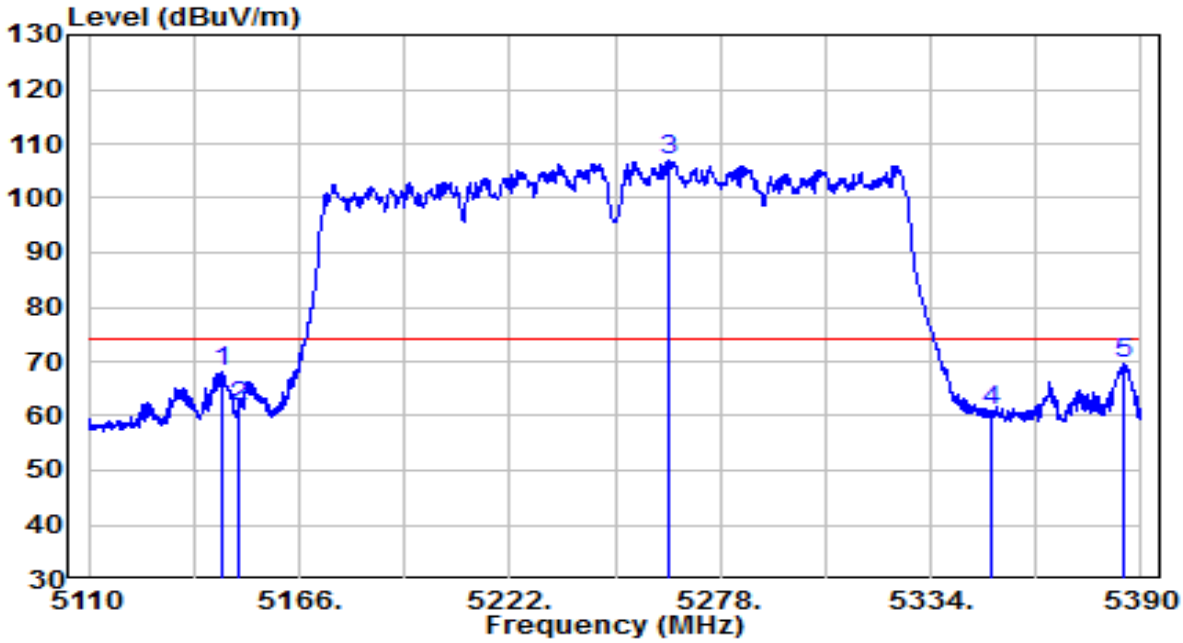

No		Frequency (MHz)	Reading (dBuV)	C.F (dB)	Measurement (dBuV/m)	Margin (dB)	Limit (dBuV/m)	Remark (QP/PK/AV)
1		5145.560	48.37	19.90	68.27	-5.73	74.00	Peak
2		5150.000	41.76	19.91	61.66	-12.34	74.00	Peak
3	*	5264.560	86.80	20.03	106.82	N/A	N/A	Peak
4		5350.000	40.82	20.11	60.93	-13.07	74.00	Peak
5		5385.520	49.50	20.15	69.66	-4.34	74.00	Peak

Note:

1. " *", means this data is the worst emission level.
2. C.F (Correction Factor) = Antenna Factor (dB)+ Cable Loss (dB)+ 16dB Attenuation (dB)– Preamplifier(dB).
3. Measurement(dBuV/m) = Reading(dBuV) + C.F (Correction Factor).
4.The emission levels of other frequencies are very lower than the limit and not show in test report.

EUT	AX11000 Tri-Band Wi-Fi 6 Gaming Router	Date of Test	2021-05-25
Factor	BBHA 9120D (1GHz~18GHz)	Temp. / Humidity	25.2°C/40%
Polarity	Vertical	Site / Test Engineer	AC1 / Jay
Test Mode	Transmit by 802.11ac-VHT160 at Channel 5250MHz	Test Voltage	AC 120V/60Hz

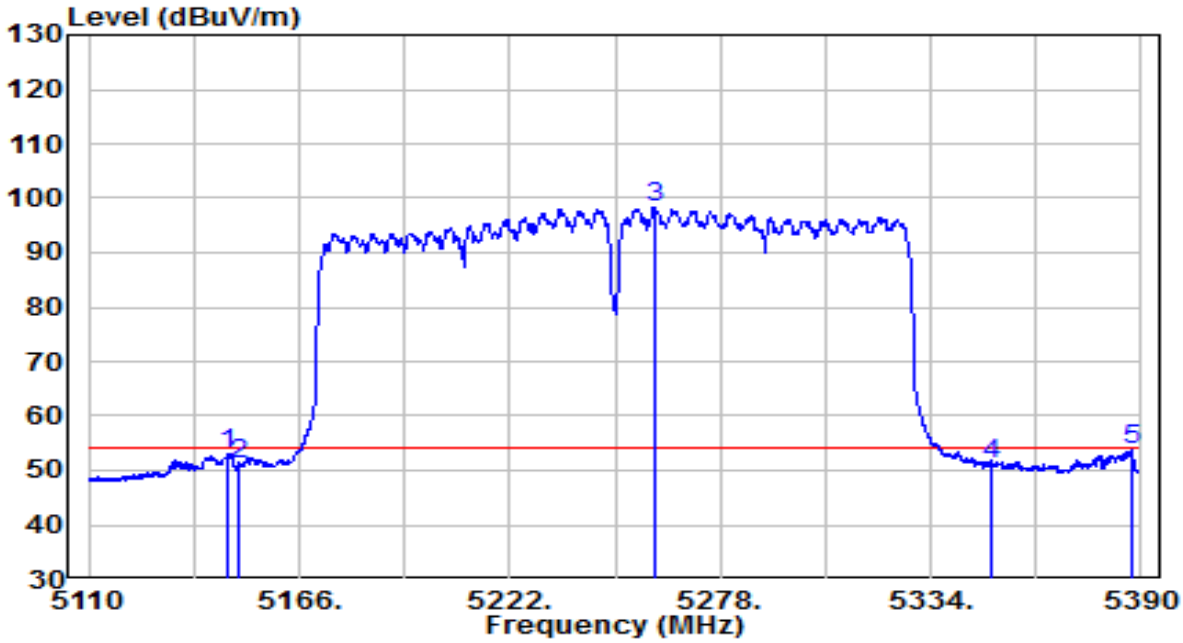

No		Frequency (MHz)	Reading (dBuV)	C.F (dB)	Measurement (dBuV/m)	Margin (dB)	Limit (dBuV/m)	Remark (QP/PK/AV)
1		5146.820	33.10	19.90	53.00	-1.00	54.00	Average
2		5150.000	31.17	19.91	51.07	-2.93	54.00	Average
3	*	5260.360	78.35	20.02	98.38	N/A	N/A	Average
4		5350.000	31.07	20.11	51.19	-2.81	54.00	Average
5		5387.200	33.58	20.15	53.73	-0.27	54.00	Average

Note:

1. " *", means this data is the worst emission level.
2. C.F (Correction Factor) = Antenna Factor (dB)+ Cable Loss (dB)+ 16dB Attenuation (dB)– Preamplifier(dB).
3. Measurement(dBuV/m) = Reading(dBuV) + C.F (Correction Factor).
4.The emission levels of other frequencies are very lower than the limit and not show in test report.

EUT	AX11000 Tri-Band Wi-Fi 6 Gaming Router	Date of Test	2021-05-25
Factor	BBHA 9120D (1GHz~18GHz)	Temp. / Humidity	25.2°C/40%
Polarity	Horizontal	Site / Test Engineer	AC1 / Jay
Test Mode	Transmit by 802.11ac-VHT160 at Channel 5570MHz	Test Voltage	AC 120V/60Hz

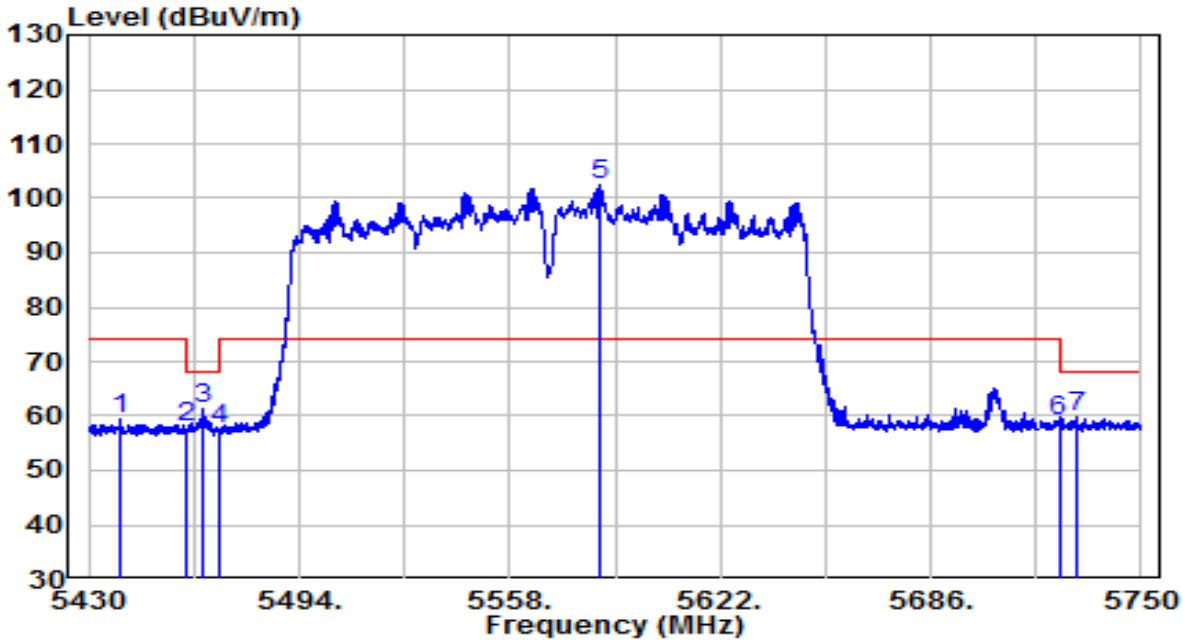

No		Frequency (MHz)	Reading (dBuV)	C.F (dB)	Measurement (dBuV/m)	Margin (dB)	Limit (dBuV/m)	Remark (QP/PK/AV)
1		5439.600	39.30	20.21	59.51	-14.49	74.00	Peak
2		5460.000	37.71	20.23	57.94	-10.26	68.20	Peak
3		5464.400	41.01	20.23	61.25	-6.95	68.20	Peak
4		5470.000	37.42	20.24	57.66	-10.54	68.20	Peak
5	*	5585.200	81.76	20.55	102.30	N/A	N/A	Peak
6		5725.000	38.14	21.00	59.14	-9.06	68.20	Peak
7		5730.160	38.69	21.02	59.71	-8.49	68.20	Peak

Note:

1. " *", means this data is the worst emission level.
2. C.F (Correction Factor) = Antenna Factor (dB)+ Cable Loss (dB)+ 16dB Attenuation (dB)– Preamplifier(dB).
3. Measurement(dBuV/m) = Reading(dBuV) + C.F (Correction Factor).
4.The emission levels of other frequencies are very lower than the limit and not show in test report.

EUT	AX11000 Tri-Band Wi-Fi 6 Gaming Router	Date of Test	2021-05-25
Factor	BBHA 9120D (1GHz~18GHz)	Temp. / Humidity	25.2°C/40%
Polarity	Horizontal	Site / Test Engineer	AC1 / Jay
Test Mode	Transmit by 802.11ac-VHT160 at Channel 5570MHz	Test Voltage	AC 120V/60Hz

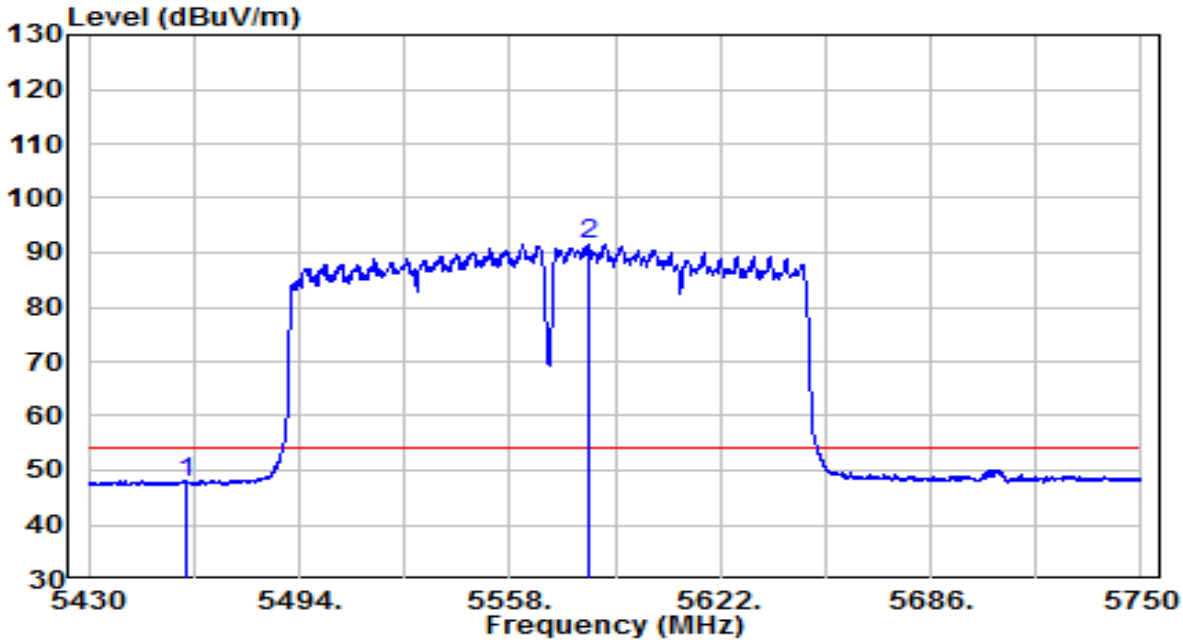

No		Frequency (MHz)	Reading (dBuV)	C.F (dB)	Measurement (dBuV/m)	Margin (dB)	Limit (dBuV/m)	Remark (QP/PK/AV)
1		5460.000	27.60	20.23	47.82	-6.18	54.00	Average
2	*	5581.840	71.10	20.54	91.64	N/A	N/A	Average

Note:

1. " *", means this data is the worst emission level.
2. C.F (Correction Factor) = Antenna Factor (dB)+ Cable Loss (dB)+ 16dB Attenuation (dB)– Preamplifier(dB).
3. Measurement(dBuV/m) = Reading(dBuV) + C.F (Correction Factor).
4.The emission levels of other frequencies are very lower than the limit and not show in test report.

EUT	AX11000 Tri-Band Wi-Fi 6 Gaming Router	Date of Test	2021-05-25
Factor	BBHA 9120D (1GHz~18GHz)	Temp. / Humidity	25.2°C/40%
Polarity	Vertical	Site / Test Engineer	AC1 / Jay
Test Mode	Transmit by 802.11ac-VHT160 at Channel 5570MHz	Test Voltage	AC 120V/60Hz

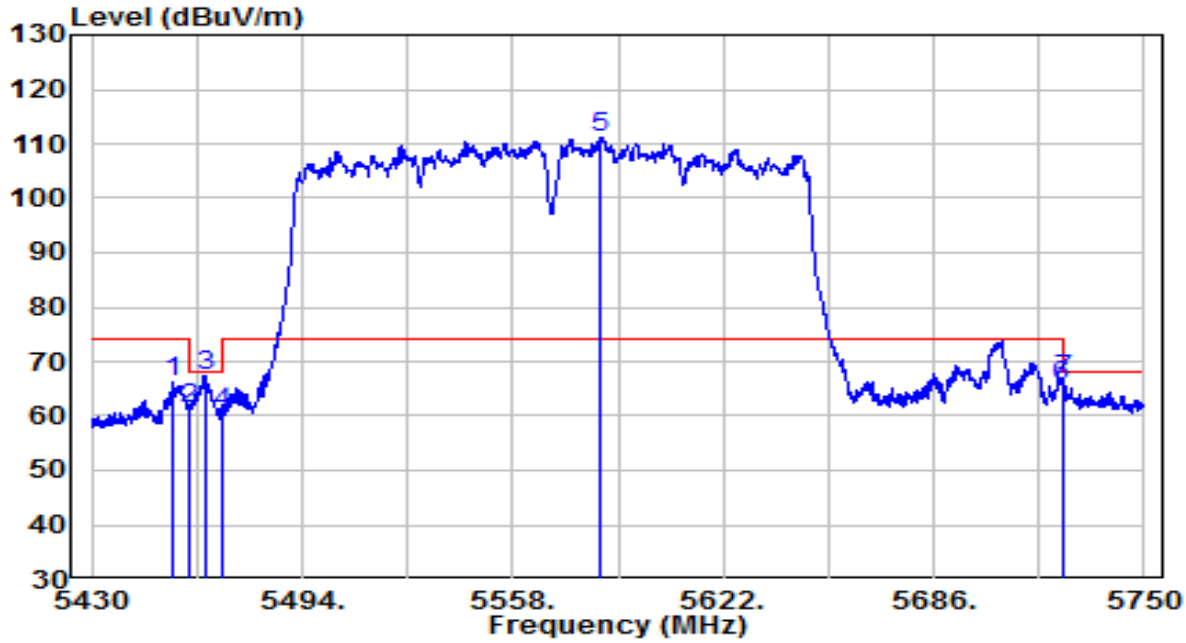

No		Frequency (MHz)	Reading (dBuV)	C.F (dB)	Measurement (dBuV/m)	Margin (dB)	Limit (dBuV/m)	Remark (QP/PK/AV)
1		5454.480	45.89	20.22	66.12	-7.88	74.00	Peak
2		5460.000	41.05	20.23	61.28	-6.92	68.20	Peak
3		5464.400	47.28	20.23	67.52	-0.68	68.20	Peak
4		5470.000	40.40	20.24	60.64	-7.56	68.20	Peak
5	*	5584.240	90.52	20.54	111.07	N/A	N/A	Peak
6		5725.000	44.54	21.00	65.54	-2.66	68.20	Peak
7		5725.520	45.42	21.00	66.43	-1.77	68.20	Peak

Note:

1. " *", means this data is the worst emission level.
2. C.F (Correction Factor) = Antenna Factor (dB)+ Cable Loss (dB)+ 16dB Attenuation (dB)– Preamplifier(dB).
3. Measurement(dBuV/m) = Reading(dBuV) + C.F (Correction Factor).
4.The emission levels of other frequencies are very lower than the limit and not show in test report.

EUT	AX11000 Tri-Band Wi-Fi 6 Gaming Router	Date of Test	2021-05-25
Factor	BBHA 9120D (1GHz~18GHz)	Temp. / Humidity	25.2°C/40%
Polarity	Vertical	Site / Test Engineer	AC1 / Jay
Test Mode	Transmit by 802.11ac-VHT160 at Channel 5570MHz	Test Voltage	AC 120V/60Hz

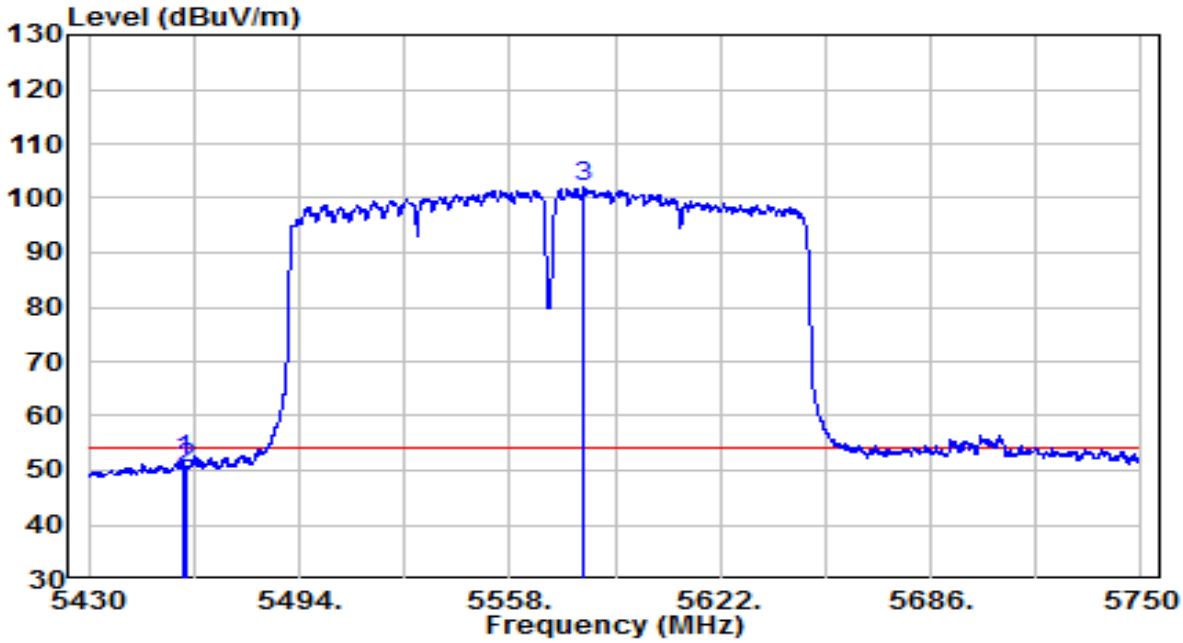

No		Frequency (MHz)	Reading (dBuV)	C.F (dB)	Measurement (dBuV/m)	Margin (dB)	Limit (dBuV/m)	Remark (QP/PK/AV)
1		5458.960	31.68	20.23	51.90	-2.10	54.00	Average
2		5460.000	30.11	20.23	50.33	-3.67	54.00	Average
3	*	5580.400	81.36	20.53	101.89	N/A	N/A	Average

Note:

1. " *", means this data is the worst emission level.
2. C.F (Correction Factor) = Antenna Factor (dB)+ Cable Loss (dB)+ 16dB Attenuation (dB)– Preamplifier(dB).
3. Measurement(dBuV/m) = Reading(dBuV) + C.F (Correction Factor).
4.The emission levels of other frequencies are very lower than the limit and not show in test report.

EUT	AX11000 Tri-Band Wi-Fi 6 Gaming Router	Date of Test	2021-05-25
Factor	BBHA 9120D (1GHz~18GHz)	Temp. / Humidity	25.2°C/40%
Polarity	Horizontal	Site / Test Engineer	AC1 / Jay
Test Mode	Transmit by 802.11ax-HE20 at Channel 5180MHz	Test Voltage	AC 120V/60Hz

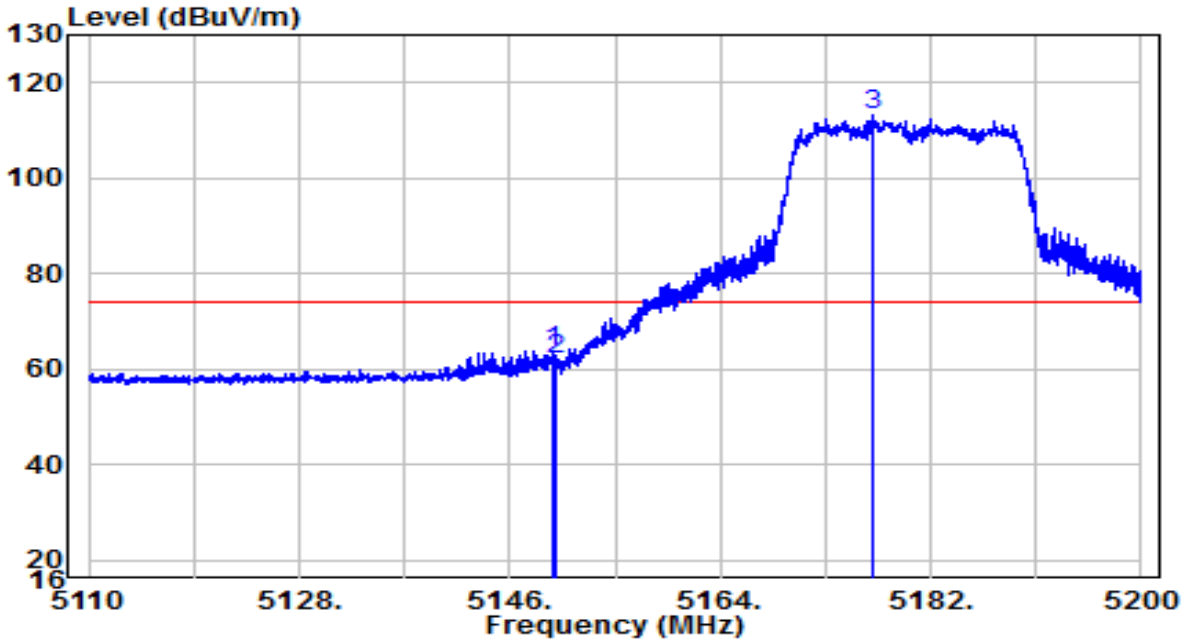

No		Frequency (MHz)	Reading (dBuV)	C.F (dB)	Measurement (dBuV/m)	Margin (dB)	Limit (dBuV/m)	Remark (QP/PK/AV)
1		5149.690	44.01	19.91	63.92	-10.08	74.00	Peak
2		5150.000	42.25	19.91	62.16	-11.84	74.00	Peak
3	*	5177.140	93.19	19.93	113.12	N/A	N/A	Peak

Note:

1. " *", means this data is the worst emission level.
2. C.F (Correction Factor) = Antenna Factor (dB)+ Cable Loss (dB)+ 16dB Attenuation (dB)– Preamplifier(dB).
3. Measurement(dBuV/m) = Reading(dBuV) + C.F (Correction Factor).
4.The emission levels of other frequencies are very lower than the limit and not show in test report.

EUT	AX11000 Tri-Band Wi-Fi 6 Gaming Router	Date of Test	2021-05-25
Factor	BBHA 9120D (1GHz~18GHz)	Temp. / Humidity	25.2°C/40%
Polarity	Horizontal	Site / Test Engineer	AC1 / Jay
Test Mode	Transmit by 802.11ax-HE20 at Channel 5180MHz	Test Voltage	AC 120V/60Hz

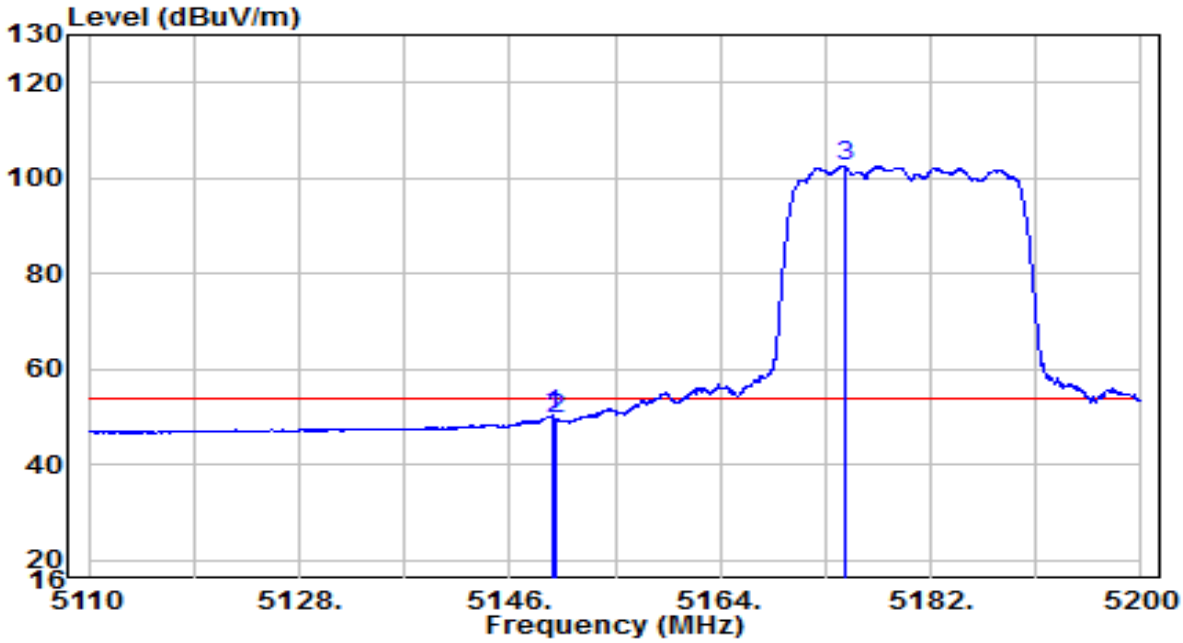

No		Frequency (MHz)	Reading (dBuV)	C.F (dB)	Measurement (dBuV/m)	Margin (dB)	Limit (dBuV/m)	Remark (QP/PK/AV)
1		5149.600	30.36	19.91	50.26	-3.74	54.00	Peak
2		5150.000	29.45	19.91	49.36	-4.64	54.00	Peak
3	*	5174.620	82.63	19.93	102.56	N/A	N/A	Peak

Note:

1. " *", means this data is the worst emission level.
2. C.F (Correction Factor) = Antenna Factor (dB)+ Cable Loss (dB)+ 16dB Attenuation (dB)– Preamplifier(dB).
3. Measurement(dBuV/m) = Reading(dBuV) + C.F (Correction Factor).
4.The emission levels of other frequencies are very lower than the limit and not show in test report.

EUT	AX11000 Tri-Band Wi-Fi 6 Gaming Router	Date of Test	2021-05-25
Factor	BBHA 9120D (1GHz~18GHz)	Temp. / Humidity	25.2°C/40%
Polarity	Vertical	Site / Test Engineer	AC1 / Jay
Test Mode	Transmit by 802.11ax-HE20 at Channel 5180MHz	Test Voltage	AC 120V/60Hz

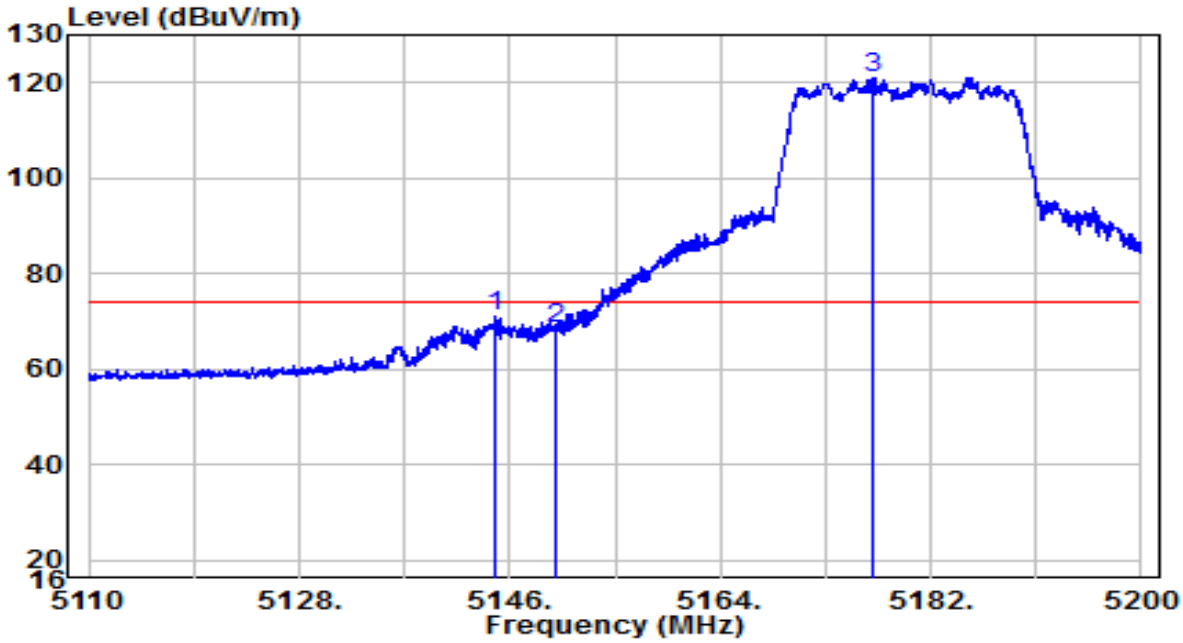

No		Frequency (MHz)	Reading (dBuV)	C.F (dB)	Measurement (dBuV/m)	Margin (dB)	Limit (dBuV/m)	Remark (QP/PK/AV)
1		5144.695	51.04	19.90	70.94	-3.06	74.00	Peak
2		5150.000	48.66	19.91	68.57	-5.43	74.00	Peak
3	*	5177.050	101.04	19.93	120.98	N/A	N/A	Peak

Note:

1. " *", means this data is the worst emission level.
2. C.F (Correction Factor) = Antenna Factor (dB)+ Cable Loss (dB)+ 16dB Attenuation (dB)– Preamplifier(dB).
3. Measurement(dBuV/m) = Reading(dBuV) + C.F (Correction Factor).
4.The emission levels of other frequencies are very lower than the limit and not show in test report.

EUT	AX11000 Tri-Band Wi-Fi 6 Gaming Router	Date of Test	2021-05-25
Factor	BBHA 9120D (1GHz~18GHz)	Temp. / Humidity	25.2°C/40%
Polarity	Vertical	Site / Test Engineer	AC1 / Jay
Test Mode	Transmit by 802.11ax-HE20 at Channel 5180MHz	Test Voltage	AC 120V/60Hz

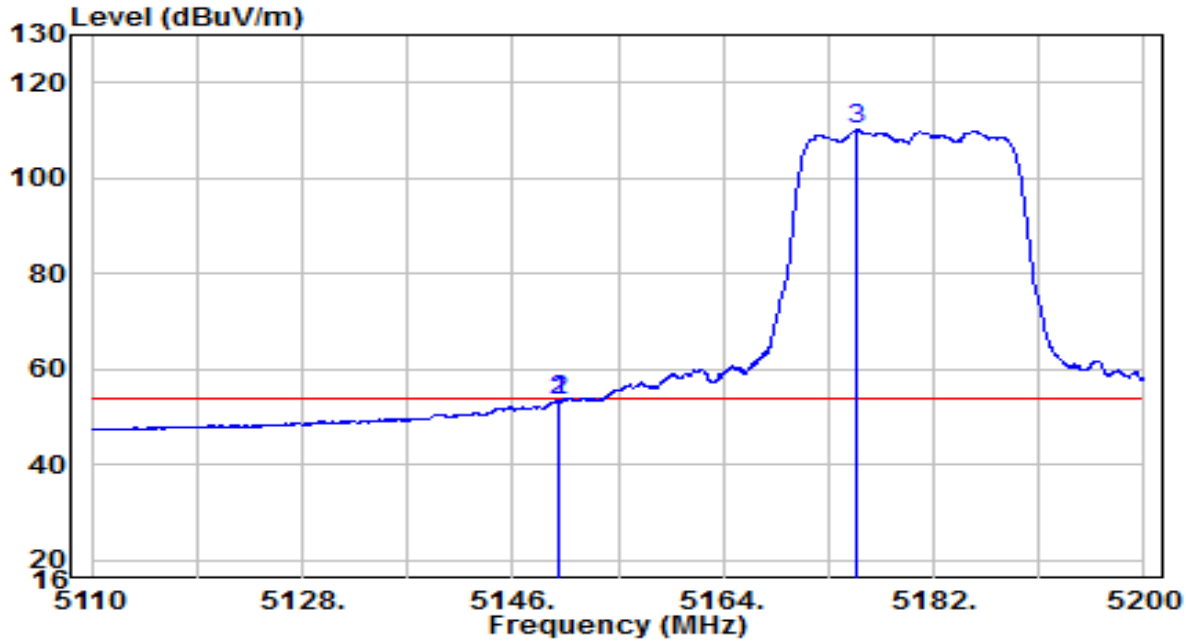

No		Frequency (MHz)	Reading (dBuV)	C.F (dB)	Measurement (dBuV/m)	Margin (dB)	Limit (dBuV/m)	Remark (QP/PK/AV)
1		5149.870	33.59	19.91	53.50	-0.50	54.00	Peak
2		5150.000	33.33	19.91	53.23	-0.77	54.00	Peak
3	*	5175.385	90.20	19.93	110.14	N/A	N/A	Peak

Note:

1. " *", means this data is the worst emission level.
2. C.F (Correction Factor) = Antenna Factor (dB)+ Cable Loss (dB)+ 16dB Attenuation (dB)– Preamplifier(dB).
3. Measurement(dBuV/m) = Reading(dBuV) + C.F (Correction Factor).
4.The emission levels of other frequencies are very lower than the limit and not show in test report.

EUT	AX11000 Tri-Band Wi-Fi 6 Gaming Router	Date of Test	2021-05-25
Factor	BBHA 9120D (1GHz~18GHz)	Temp. / Humidity	25.2°C/40%
Polarity	Horizontal	Site / Test Engineer	AC1 / Jay
Test Mode	Transmit by 802.11ax-HE20 at Channel 5240MHz	Test Voltage	AC 120V/60Hz

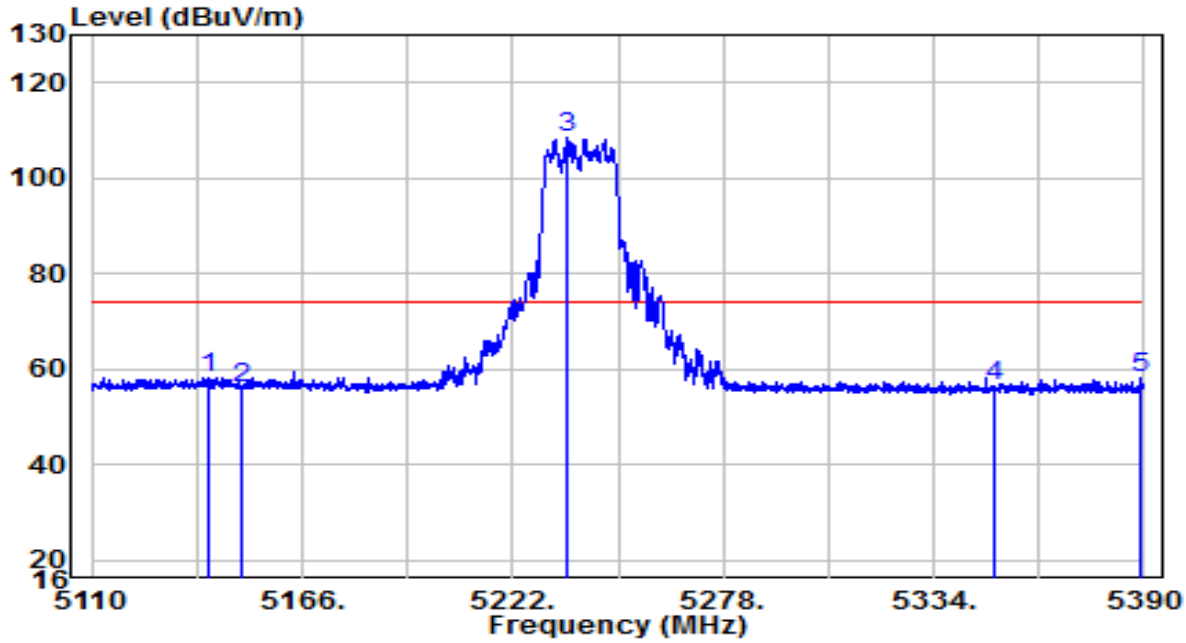

No		Frequency (MHz)	Reading (dBuV)	C.F (dB)	Measurement (dBuV/m)	Margin (dB)	Limit (dBuV/m)	Remark (QP/PK/AV)
1		5141.080	38.28	19.90	58.18	-15.82	74.00	Peak
2		5150.000	36.14	19.91	56.05	-17.95	74.00	Peak
3	*	5236.560	88.46	20.00	108.46	N/A	N/A	Peak
4		5350.000	36.31	20.11	56.42	-17.58	74.00	Peak
5		5389.300	37.87	20.15	58.02	-15.98	74.00	Peak

Note:

1. " *", means this data is the worst emission level.
2. C.F (Correction Factor) = Antenna Factor (dB)+ Cable Loss (dB)+ 16dB Attenuation (dB)– Preamplifier(dB).
3. Measurement(dBuV/m) = Reading(dBuV) + C.F (Correction Factor).
4.The emission levels of other frequencies are very lower than the limit and not show in test report.

EUT	AX11000 Tri-Band Wi-Fi 6 Gaming Router	Date of Test	2021-05-25
Factor	BBHA 9120D (1GHz~18GHz)	Temp. / Humidity	25.2°C/40%
Polarity	Horizontal	Site / Test Engineer	AC1 / Jay
Test Mode	Transmit by 802.11ax-HE20 at Channel 5240MHz	Test Voltage	AC 120V/60Hz

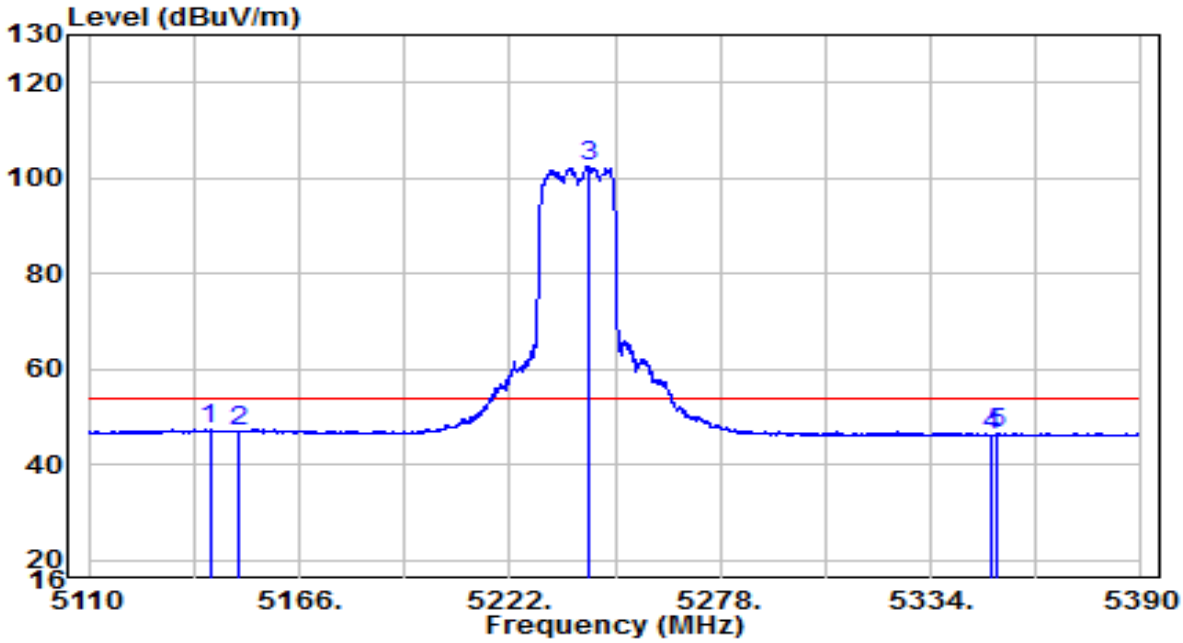

No		Frequency (MHz)	Reading (dBuV)	C.F (dB)	Measurement (dBuV/m)	Margin (dB)	Limit (dBuV/m)	Remark (QP/PK/AV)
1		5142.200	27.53	19.90	47.43	-6.57	54.00	Peak
2		5150.000	27.03	19.91	46.94	-7.06	54.00	Peak
3	*	5242.720	82.45	20.00	102.45	N/A	N/A	Peak
4		5350.000	25.99	20.11	46.10	-7.90	54.00	Peak
5		5351.780	26.53	20.12	46.65	-7.35	54.00	Peak

Note:

1. " *", means this data is the worst emission level.
2. C.F (Correction Factor) = Antenna Factor (dB)+ Cable Loss (dB)+ 16dB Attenuation (dB)– Preamplifier(dB).
3. Measurement(dBuV/m) = Reading(dBuV) + C.F (Correction Factor).
4.The emission levels of other frequencies are very lower than the limit and not show in test report.

EUT	AX11000 Tri-Band Wi-Fi 6 Gaming Router	Date of Test	2021-05-25
Factor	BBHA 9120D (1GHz~18GHz)	Temp. / Humidity	25.2°C/40%
Polarity	Vertical	Site / Test Engineer	AC1 / Jay
Test Mode	Transmit by 802.11ax-HE20 at Channel 5240MHz	Test Voltage	AC 120V/60Hz

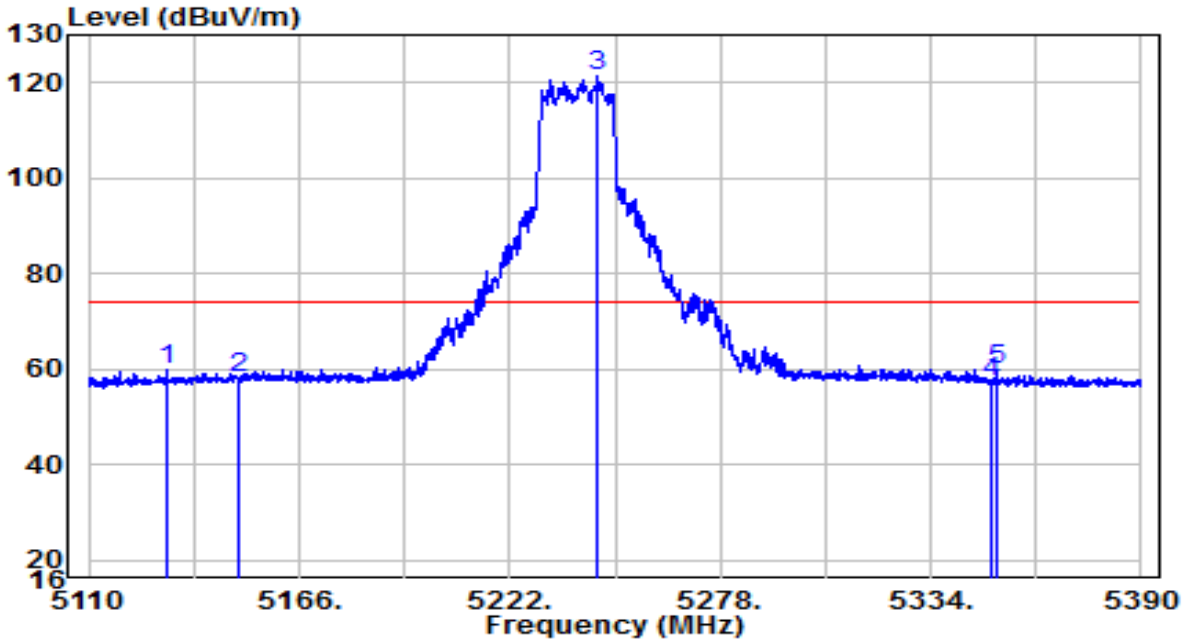

No		Frequency (MHz)	Reading (dBuV)	C.F (dB)	Measurement (dBuV/m)	Margin (dB)	Limit (dBuV/m)	Remark (QP/PK/AV)
1		5130.860	39.95	19.89	59.84	-14.16	74.00	Peak
2		5150.000	38.21	19.91	58.12	-15.88	74.00	Peak
3	*	5245.240	101.54	20.01	121.54	N/A	N/A	Peak
4		5350.000	37.12	20.11	57.24	-16.76	74.00	Peak
5		5351.780	39.68	20.12	59.80	-14.20	74.00	Peak

Note:

1. " *", means this data is the worst emission level.
2. C.F (Correction Factor) = Antenna Factor (dB)+ Cable Loss (dB)+ 16dB Attenuation (dB)– Preamplifier(dB).
3. Measurement(dBuV/m) = Reading(dBuV) + C.F (Correction Factor).
4.The emission levels of other frequencies are very lower than the limit and not show in test report.

EUT	AX11000 Tri-Band Wi-Fi 6 Gaming Router	Date of Test	2021-05-25
Factor	BBHA 9120D (1GHz~18GHz)	Temp. / Humidity	25.2°C/40%
Polarity	Vertical	Site / Test Engineer	AC1 / Jay
Test Mode	Transmit by 802.11ax-HE20 at Channel 5240MHz	Test Voltage	AC 120V/60Hz

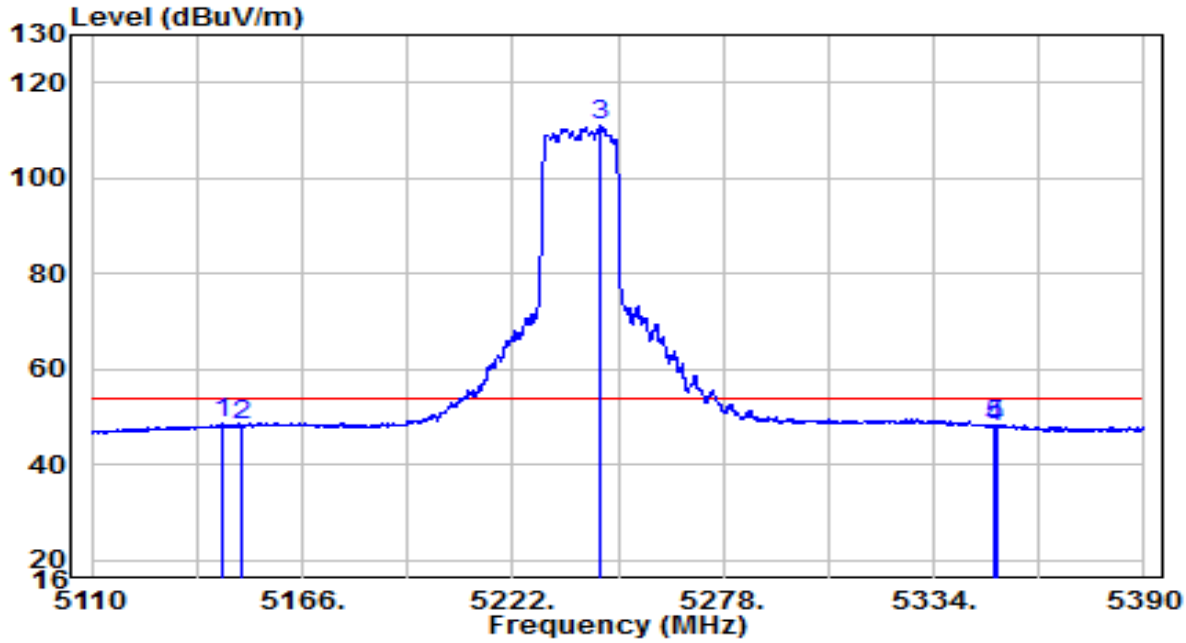

No		Frequency (MHz)	Reading (dBuV)	C.F (dB)	Measurement (dBuV/m)	Margin (dB)	Limit (dBuV/m)	Remark (QP/PK/AV)
1		5144.440	28.61	19.90	48.51	-5.49	54.00	Peak
2		5150.000	28.16	19.91	48.07	-5.93	54.00	Peak
3	*	5245.240	91.17	20.01	111.18	N/A	N/A	Peak
4		5350.000	27.91	20.11	48.03	-5.97	54.00	Peak
5		5350.520	28.27	20.11	48.38	-5.62	54.00	Peak

Note:

1. " *", means this data is the worst emission level.
2. C.F (Correction Factor) = Antenna Factor (dB)+ Cable Loss (dB)+ 16dB Attenuation (dB)– Preamplifier(dB).
3. Measurement(dBuV/m) = Reading(dBuV) + C.F (Correction Factor).
4.The emission levels of other frequencies are very lower than the limit and not show in test report.

EUT	AX11000 Tri-Band Wi-Fi 6 Gaming Router	Date of Test	2021-05-25
Factor	BBHA 9120D (1GHz~18GHz)	Temp. / Humidity	25.2°C/40%
Polarity	Horizontal	Site / Test Engineer	AC1 / Jay
Test Mode	Transmit by 802.11ax-HE20 at Channel 5320MHz	Test Voltage	AC 120V/60Hz

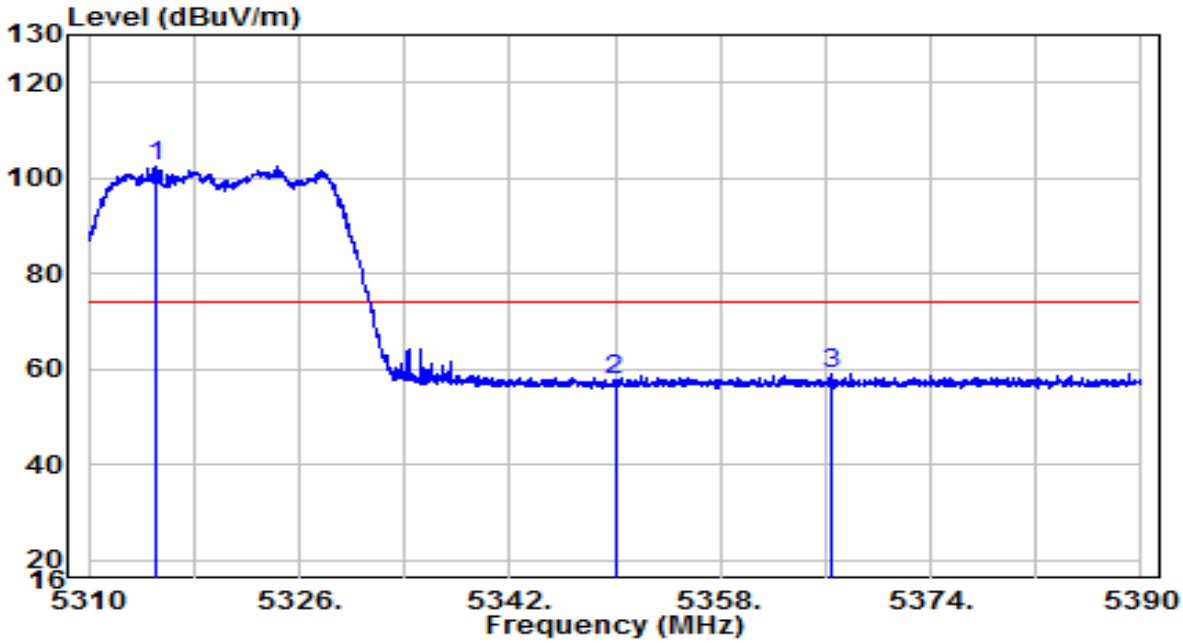

No		Frequency (MHz)	Reading (dBuV)	C.F (dB)	Measurement (dBuV/m)	Margin (dB)	Limit (dBuV/m)	Remark (QP/PK/AV)
1	*	5315.120	82.52	20.08	102.59	N/A	N/A	Peak
2		5350.000	37.64	20.11	57.75	-16.25	74.00	Peak
3		5366.520	38.69	20.13	58.82	-15.18	74.00	Peak

Note:

1. " *", means this data is the worst emission level.
2. C.F (Correction Factor) = Antenna Factor (dB)+ Cable Loss (dB)+ 16dB Attenuation (dB)– Preamplifier(dB).
3. Measurement(dBuV/m) = Reading(dBuV) + C.F (Correction Factor).
4.The emission levels of other frequencies are very lower than the limit and not show in test report.

EUT	AX11000 Tri-Band Wi-Fi 6 Gaming Router	Date of Test	2021-05-25
Factor	BBHA 9120D (1GHz~18GHz)	Temp. / Humidity	25.2°C/40%
Polarity	Horizontal	Site / Test Engineer	AC1 / Jay
Test Mode	Transmit by 802.11ax-HE20 at Channel 5320MHz	Test Voltage	AC 120V/60Hz

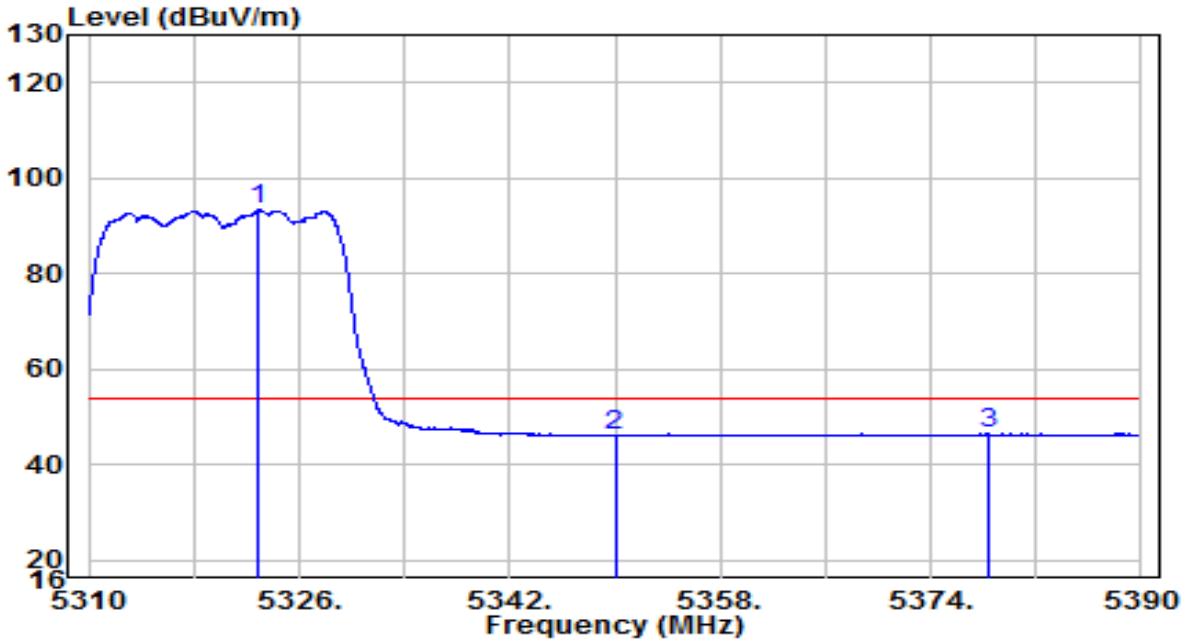

No		Frequency (MHz)	Reading (dBuV)	C.F (dB)	Measurement (dBuV/m)	Margin (dB)	Limit (dBuV/m)	Remark (QP/PK/AV)
1	*	5322.880	73.22	20.09	93.31	N/A	N/A	Peak
2		5350.000	26.00	20.11	46.11	-7.89	54.00	Peak
3		5378.320	26.36	20.14	46.50	-7.50	54.00	Peak

Note:

1. " *", means this data is the worst emission level.
2. C.F (Correction Factor) = Antenna Factor (dB)+ Cable Loss (dB)+ 16dB Attenuation (dB)– Preamplifier(dB).
3. Measurement(dBuV/m) = Reading(dBuV) + C.F (Correction Factor).
4.The emission levels of other frequencies are very lower than the limit and not show in test report.

EUT	AX11000 Tri-Band Wi-Fi 6 Gaming Router	Date of Test	2021-05-25
Factor	BBHA 9120D (1GHz~18GHz)	Temp. / Humidity	25.2°C/40%
Polarity	Vertical	Site / Test Engineer	AC1 / Jay
Test Mode	Transmit by 802.11ax-HE20 at Channel 5320MHz	Test Voltage	AC 120V/60Hz

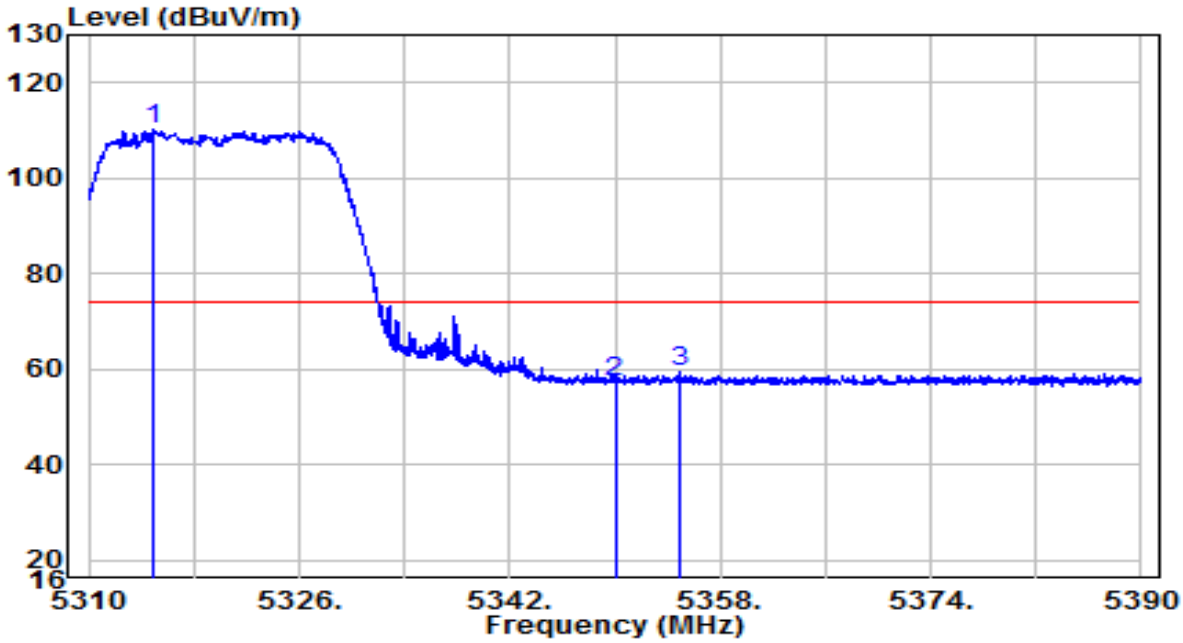

No		Frequency (MHz)	Reading (dBuV)	C.F (dB)	Measurement (dBuV/m)	Margin (dB)	Limit (dBuV/m)	Remark (QP/PK/AV)
1	*	5315.000	90.00	20.08	110.08	N/A	N/A	Peak
2		5350.000	37.37	20.11	57.49	-16.51	74.00	Peak
3		5354.920	39.18	20.12	59.30	-14.70	74.00	Peak

Note:

1. " *", means this data is the worst emission level.
2. C.F (Correction Factor) = Antenna Factor (dB)+ Cable Loss (dB)+ 16dB Attenuation (dB)– Preamplifier(dB).
3. Measurement(dBuV/m) = Reading(dBuV) + C.F (Correction Factor).
4.The emission levels of other frequencies are very lower than the limit and not show in test report.

EUT	AX11000 Tri-Band Wi-Fi 6 Gaming Router	Date of Test	2021-05-25
Factor	BBHA 9120D (1GHz~18GHz)	Temp. / Humidity	25.2°C/40%
Polarity	Vertical	Site / Test Engineer	AC1 / Jay
Test Mode	Transmit by 802.11ax-HE20 at Channel 5320MHz	Test Voltage	AC 120V/60Hz

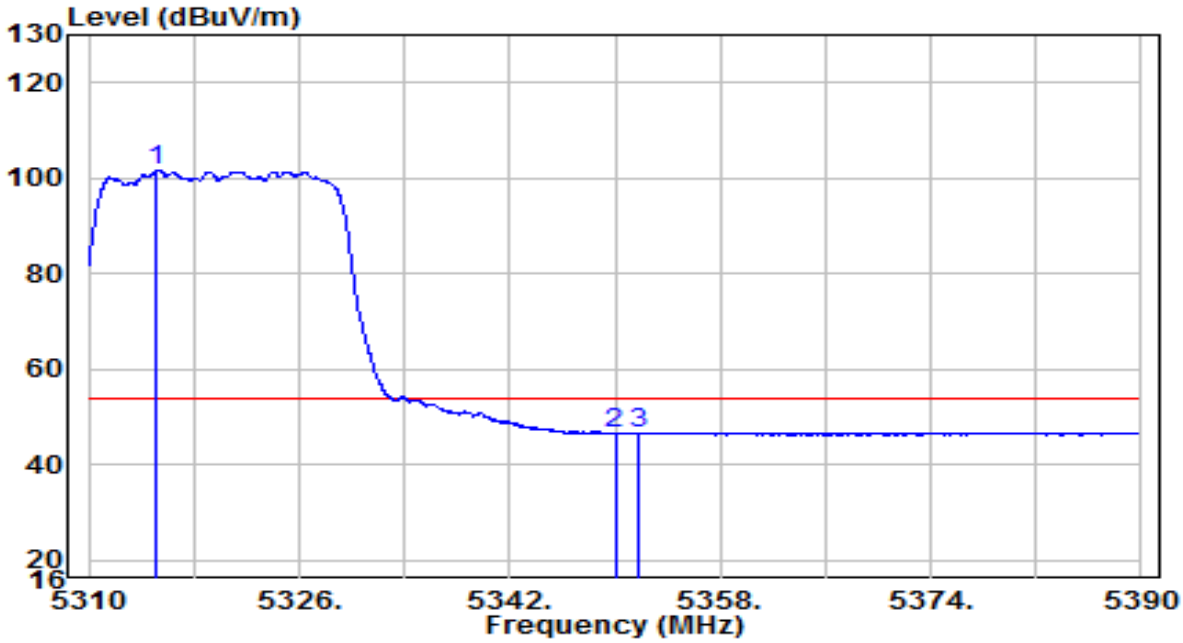

No		Frequency (MHz)	Reading (dBuV)	C.F (dB)	Measurement (dBuV/m)	Margin (dB)	Limit (dBuV/m)	Remark (QP/PK/AV)
1	*	5315.160	81.45	20.08	101.53	N/A	N/A	Peak
2		5350.000	26.54	20.11	46.65	-7.35	54.00	Peak
3		5351.800	26.61	20.12	46.73	-7.27	54.00	Peak

Note:

1. " *", means this data is the worst emission level.
2. C.F (Correction Factor) = Antenna Factor (dB)+ Cable Loss (dB)+ 16dB Attenuation (dB)– Preamplifier(dB).
3. Measurement(dBuV/m) = Reading(dBuV) + C.F (Correction Factor).
4.The emission levels of other frequencies are very lower than the limit and not show in test report.

EUT	AX11000 Tri-Band Wi-Fi 6 Gaming Router	Date of Test	2021-05-25
Factor	BBHA 9120D (1GHz~18GHz)	Temp. / Humidity	25.2°C/40%
Polarity	Horizontal	Site / Test Engineer	AC1 / Jay
Test Mode	Transmit by 802.11ax-HE20 at Channel 5500MHz	Test Voltage	AC 120V/60Hz

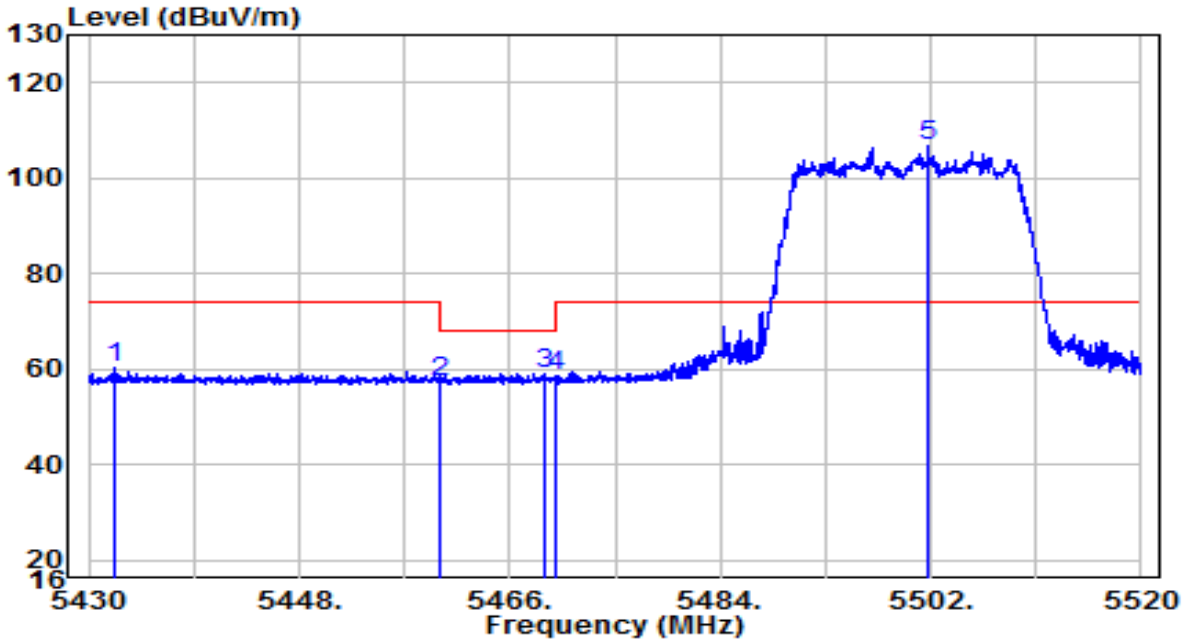

No		Frequency (MHz)	Reading (dBuV)	C.F (dB)	Measurement (dBuV/m)	Margin (dB)	Limit (dBuV/m)	Remark (QP/PK/AV)
1		5432.295	40.26	20.20	60.46	-13.54	74.00	Peak
2		5460.000	37.27	20.23	57.50	-10.70	68.20	Peak
3		5469.105	38.89	20.24	59.13	-9.07	68.20	Peak
4		5470.000	38.14	20.24	58.38	-9.82	68.20	Peak
5	*	5501.775	86.38	20.28	106.65	N/A	N/A	Peak

Note:

1. " *", means this data is the worst emission level.
2. C.F (Correction Factor) = Antenna Factor (dB)+ Cable Loss (dB)+ 16dB Attenuation (dB)– Preamplifier(dB).
3. Measurement(dBuV/m) = Reading(dBuV) + C.F (Correction Factor).
4.The emission levels of other frequencies are very lower than the limit and not show in test report.

EUT	AX11000 Tri-Band Wi-Fi 6 Gaming Router	Date of Test	2021-05-25
Factor	BBHA 9120D (1GHz~18GHz)	Temp. / Humidity	25.2°C/40%
Polarity	Horizontal	Site / Test Engineer	AC1 / Jay
Test Mode	Transmit by 802.11ax-HE20 at Channel 5500MHz	Test Voltage	AC 120V/60Hz

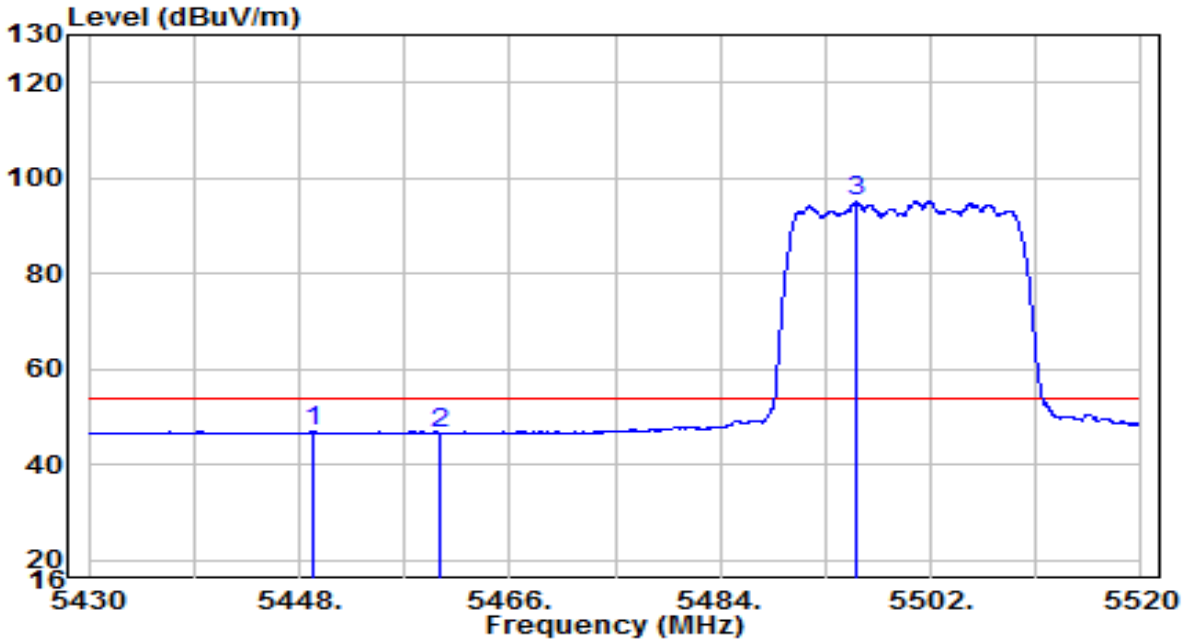

No		Frequency (MHz)	Reading (dBuV)	C.F (dB)	Measurement (dBuV/m)	Margin (dB)	Limit (dBuV/m)	Remark (QP/PK/AV)
1		5449.080	26.66	20.22	46.88	-7.12	54.00	Peak
2		5460.000	26.33	20.23	46.56	-7.44	54.00	Peak
3	*	5495.655	74.73	20.27	94.99	N/A	N/A	Peak

Note:

1. " *", means this data is the worst emission level.
2. C.F (Correction Factor) = Antenna Factor (dB)+ Cable Loss (dB)+ 16dB Attenuation (dB)– Preamplifier(dB).
3. Measurement(dBuV/m) = Reading(dBuV) + C.F (Correction Factor).
4.The emission levels of other frequencies are very lower than the limit and not show in test report.

EUT	AX11000 Tri-Band Wi-Fi 6 Gaming Router	Date of Test	2021-05-25
Factor	BBHA 9120D (1GHz~18GHz)	Temp. / Humidity	25.2°C/40%
Polarity	Vertical	Site / Test Engineer	AC1 / Jay
Test Mode	Transmit by 802.11ax-HE20 at Channel 5500MHz	Test Voltage	AC 120V/60Hz

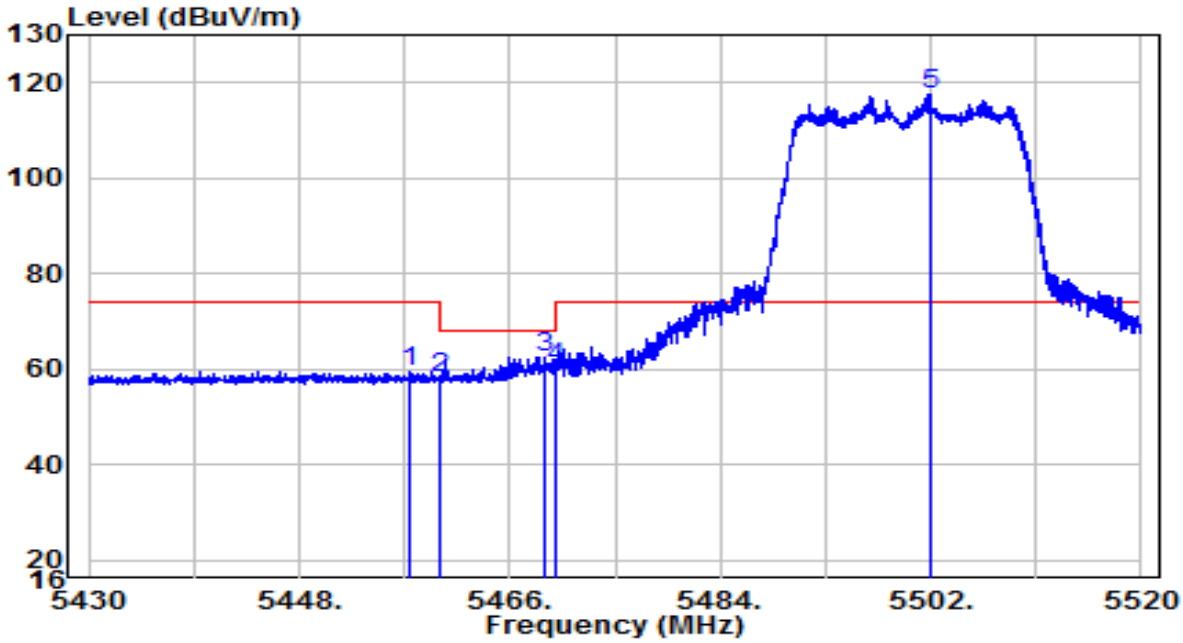

No		Frequency (MHz)	Reading (dBuV)	C.F (dB)	Measurement (dBuV/m)	Margin (dB)	Limit (dBuV/m)	Remark (QP/PK/AV)
1		5457.450	39.36	20.23	59.59	-14.41	74.00	Peak
2		5460.000	38.06	20.23	58.29	-9.91	68.20	Peak
3		5468.925	42.27	20.24	62.50	-5.70	68.20	Peak
4		5470.000	40.21	20.24	60.45	-7.75	68.20	Peak
5	*	5501.910	97.08	20.28	117.36	N/A	N/A	Peak

Note:

1. " *", means this data is the worst emission level.
2. C.F (Correction Factor) = Antenna Factor (dB)+ Cable Loss (dB)+ 16dB Attenuation (dB)– Preamplifier(dB).
3. Measurement(dBuV/m) = Reading(dBuV) + C.F (Correction Factor).
4.The emission levels of other frequencies are very lower than the limit and not show in test report.

EUT	AX11000 Tri-Band Wi-Fi 6 Gaming Router	Date of Test	2021-05-25
Factor	BBHA 9120D (1GHz~18GHz)	Temp. / Humidity	25.2°C/40%
Polarity	Vertical	Site / Test Engineer	AC1 / Jay
Test Mode	Transmit by 802.11ax-HE20 at Channel 5500MHz	Test Voltage	AC 120V/60Hz

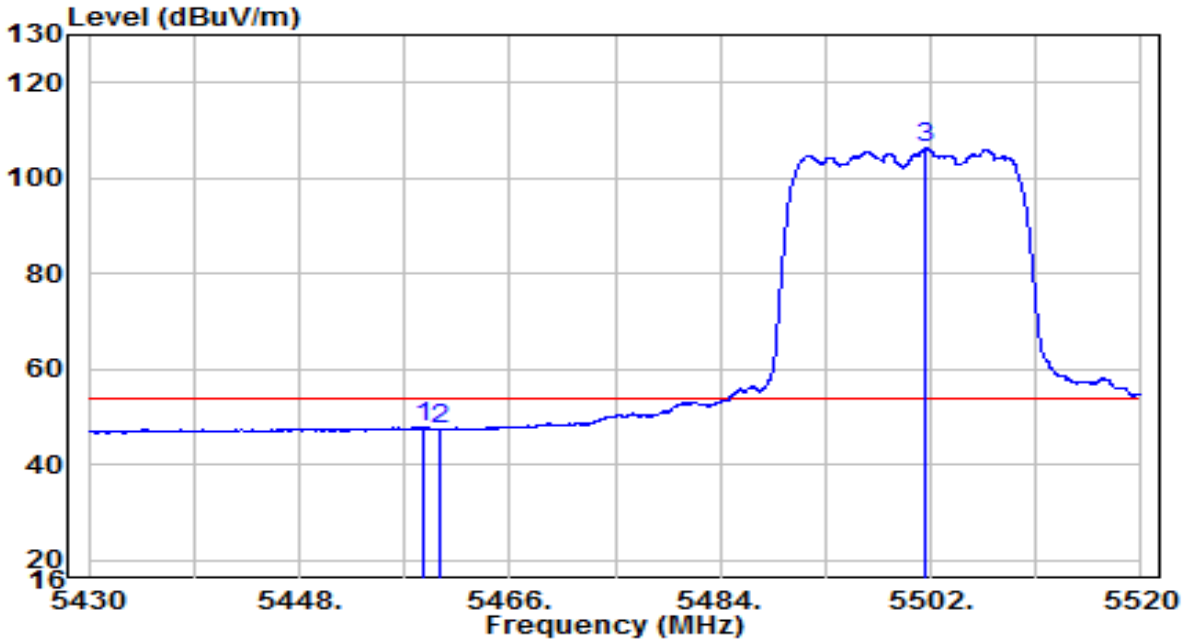

No		Frequency (MHz)	Reading (dBuV)	C.F (dB)	Measurement (dBuV/m)	Margin (dB)	Limit (dBuV/m)	Remark (QP/PK/AV)
1		5458.620	27.54	20.23	47.77	-6.23	54.00	Peak
2		5460.000	27.16	20.23	47.38	-6.62	54.00	Peak
3	*	5501.640	85.87	20.28	106.14	N/A	N/A	Peak

Note:

1. " *", means this data is the worst emission level.
2. C.F (Correction Factor) = Antenna Factor (dB)+ Cable Loss (dB)+ 16dB Attenuation (dB)– Preamplifier(dB).
3. Measurement(dBuV/m) = Reading(dBuV) + C.F (Correction Factor).
4.The emission levels of other frequencies are very lower than the limit and not show in test report.

EUT	AX11000 Tri-Band Wi-Fi 6 Gaming Router	Date of Test	2021-05-25
Factor	BBHA 9120D (1GHz~18GHz)	Temp. / Humidity	25.2°C/40%
Polarity	Horizontal	Site / Test Engineer	AC1 / Jay
Test Mode	Transmit by 802.11ax-HE20 at Channel 5700MHz	Test Voltage	AC 120V/60Hz

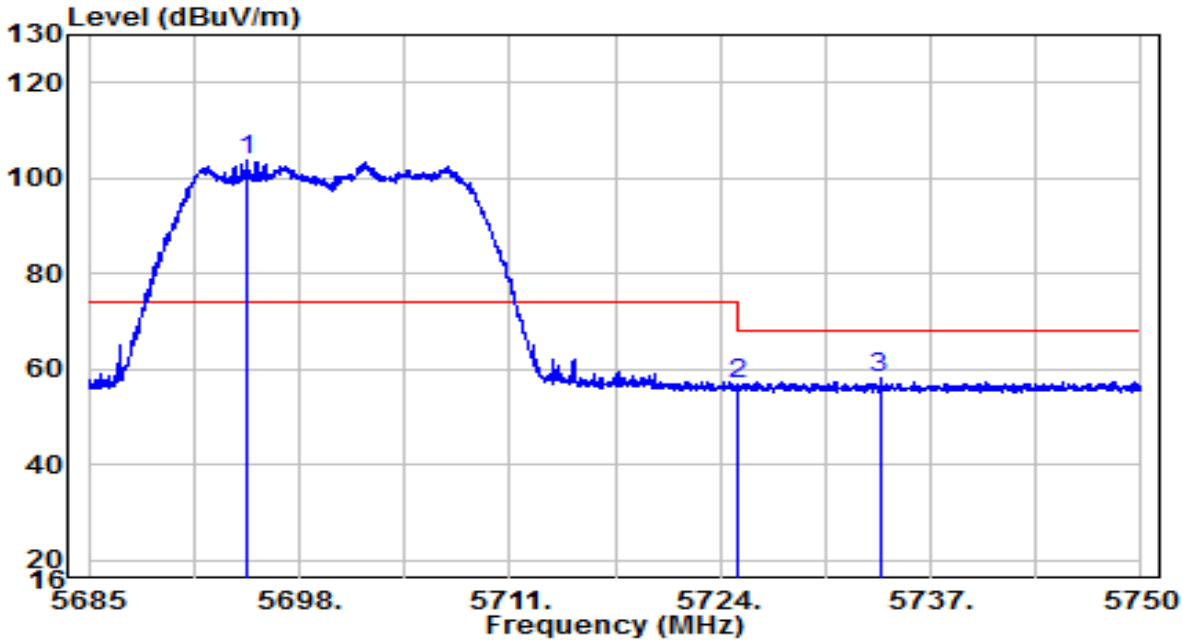

No		Frequency (MHz)	Reading (dBuV)	C.F (dB)	Measurement (dBuV/m)	Margin (dB)	Limit (dBuV/m)	Remark (QP/PK/AV)
1	*	5694.717	82.74	20.90	103.64	N/A	N/A	Peak
2		5725.000	35.89	21.00	56.89	-11.31	68.20	Peak
3		5733.848	36.92	21.03	57.95	-10.25	68.20	Peak

Note:

1. " *", means this data is the worst emission level.
2. C.F (Correction Factor) = Antenna Factor (dB)+ Cable Loss (dB)+ 16dB Attenuation (dB)– Preamplifier(dB).
3. Measurement(dBuV/m) = Reading(dBuV) + C.F (Correction Factor).
4.The emission levels of other frequencies are very lower than the limit and not show in test report.

EUT	AX11000 Tri-Band Wi-Fi 6 Gaming Router	Date of Test	2021-05-25
Factor	BBHA 9120D (1GHz~18GHz)	Temp. / Humidity	25.2°C/40%
Polarity	Vertical	Site / Test Engineer	AC1 / Jay
Test Mode	Transmit by 802.11ax-HE20 at Channel 5700MHz	Test Voltage	AC 120V/60Hz

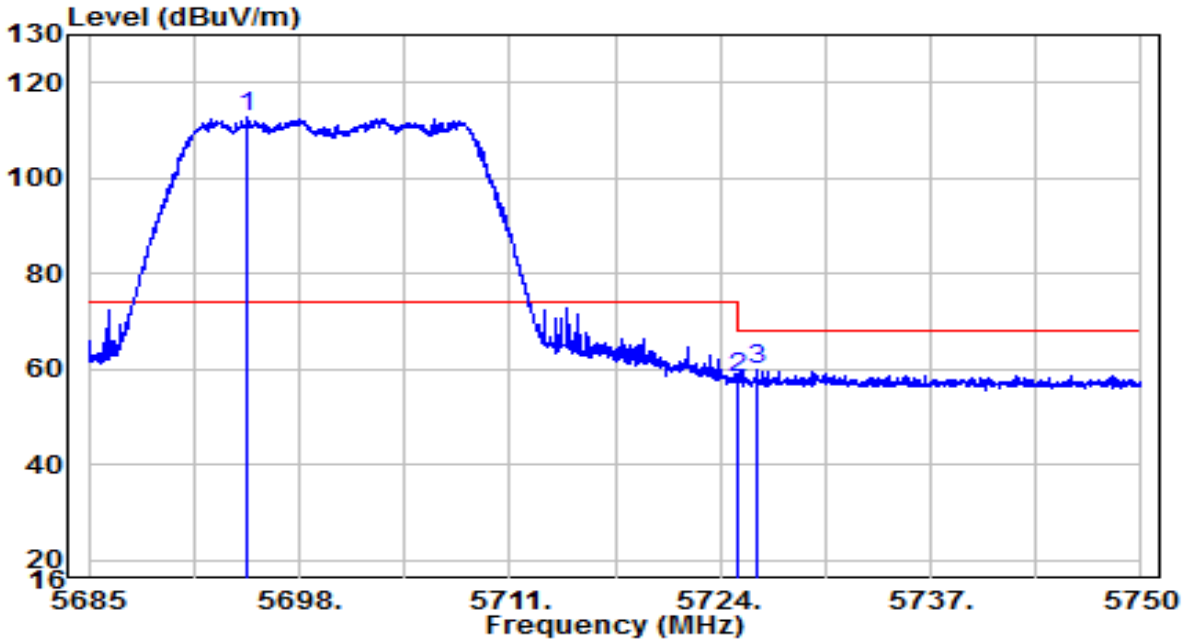

No		Frequency (MHz)	Reading (dBuV)	C.F (dB)	Measurement (dBuV/m)	Margin (dB)	Limit (dBuV/m)	Remark (QP/PK/AV)
1	*	5694.783	91.94	20.90	112.84	N/A	N/A	Peak
2		5725.000	37.19	21.00	58.19	-10.01	68.20	Peak
3		5726.275	39.07	21.00	60.07	-8.13	68.20	Peak

Note:

1. " *", means this data is the worst emission level.
2. C.F (Correction Factor) = Antenna Factor (dB)+ Cable Loss (dB)+ 16dB Attenuation (dB)– Preamplifier(dB).
3. Measurement(dBuV/m) = Reading(dBuV) + C.F (Correction Factor).
4.The emission levels of other frequencies are very lower than the limit and not show in test report.

EUT	AX11000 Tri-Band Wi-Fi 6 Gaming Router	Date of Test	2021-05-25
Factor	BBHA 9120D (1GHz~18GHz)	Temp. / Humidity	25.2°C/40%
Polarity	Horizontal	Site / Test Engineer	AC1 / Jay
Test Mode	Transmit by 802.11ax-HE20 at Channel 5745MHz	Test Voltage	AC 120V/60Hz

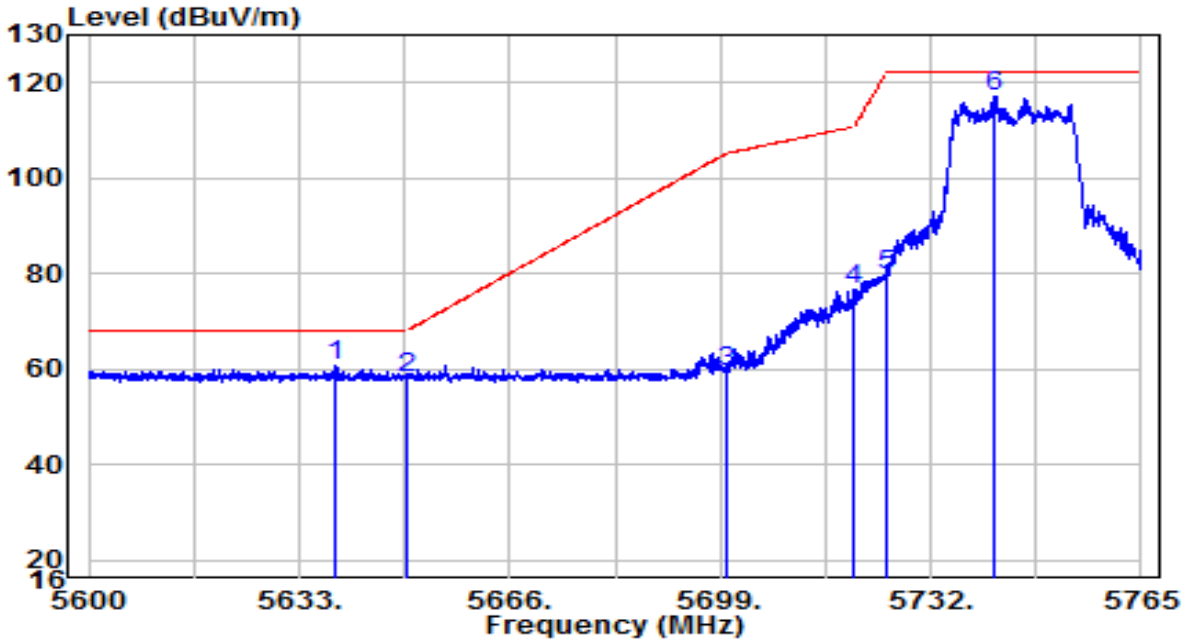

No		Frequency (MHz)	Reading (dBuV)	C.F (dB)	Measurement (dBuV/m)	Margin (dB)	Limit (dBuV/m)	Remark (QP/PK/AV)
1		5638.445	40.01	20.72	60.72	-7.48	68.20	Peak
2		5650.000	37.48	20.76	58.24	-9.96	68.20	Peak
3		5700.000	38.32	20.92	59.24	-45.96	105.20	Peak
4		5720.000	55.62	20.98	76.60	-34.20	110.80	Peak
5		5725.000	58.83	21.00	79.82	-42.38	122.20	Peak
6	*	5742.065	96.19	21.05	117.24	N/A	N/A	Peak

Note:

1. " *", means this data is the worst emission level.
2. C.F (Correction Factor) = Antenna Factor (dB)+ Cable Loss (dB)+ 16dB Attenuation (dB)– Preamplifier(dB).
3. Measurement(dBuV/m) = Reading(dBuV) + C.F (Correction Factor).
4.The emission levels of other frequencies are very lower than the limit and not show in test report.

EUT	AX11000 Tri-Band Wi-Fi 6 Gaming Router	Date of Test	2021-05-25
Factor	BBHA 9120D (1GHz~18GHz)	Temp. / Humidity	25.2°C/40%
Polarity	Vertical	Site / Test Engineer	AC1 / Jay
Test Mode	Transmit by 802.11ax-HE20 at Channel 5745MHz	Test Voltage	AC 120V/60Hz

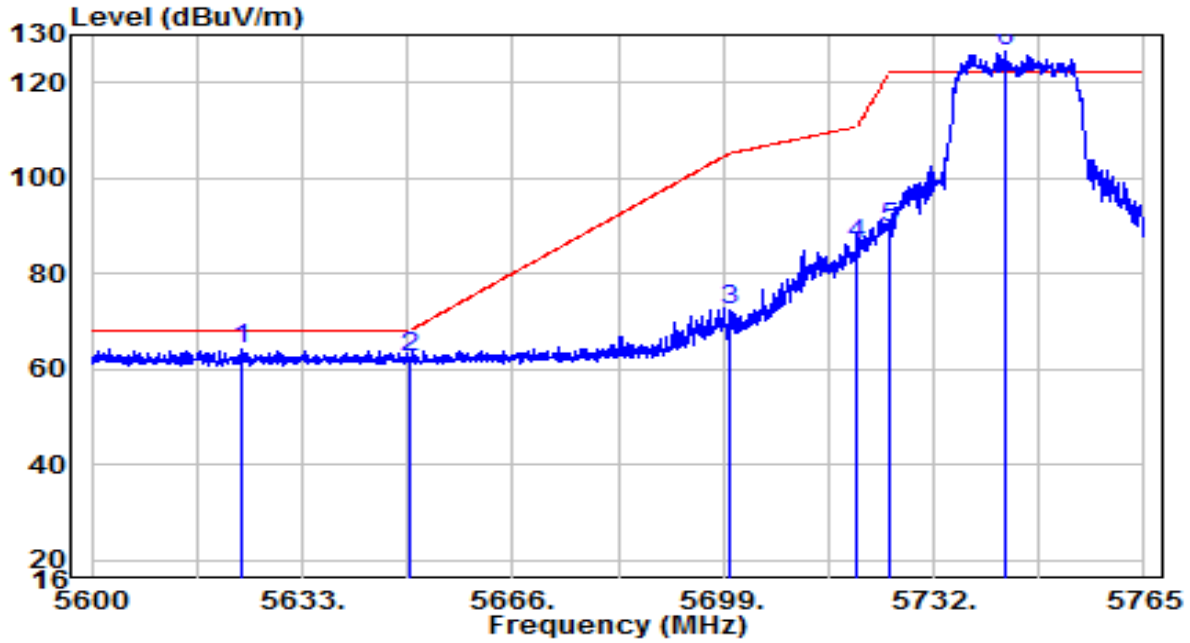

No		Frequency (MHz)	Reading (dBuV)	C.F (dB)	Measurement (dBuV/m)	Margin (dB)	Limit (dBuV/m)	Remark (QP/PK/AV)
1		5623.348	43.64	20.67	64.31	-3.89	68.20	Peak
2		5650.000	41.86	20.76	62.62	-5.58	68.20	Peak
3		5700.000	51.50	20.92	72.42	-32.78	105.20	Peak
4		5720.000	64.97	20.98	85.95	-24.85	110.80	Peak
5		5725.000	68.50	21.00	89.50	-32.70	122.20	Peak
6	*	5743.138	105.39	21.06	126.44	N/A	N/A	Peak

Note:

1. " *", means this data is the worst emission level.
2. C.F (Correction Factor) = Antenna Factor (dB)+ Cable Loss (dB)+ 16dB Attenuation (dB)– Preamplifier(dB).
3. Measurement(dBuV/m) = Reading(dBuV) + C.F (Correction Factor).
4.The emission levels of other frequencies are very lower than the limit and not show in test report.

EUT	AX11000 Tri-Band Wi-Fi 6 Gaming Router	Date of Test	2021-05-25
Factor	BBHA 9120D (1GHz~18GHz)	Temp. / Humidity	25.2°C/40%
Polarity	Horizontal	Site / Test Engineer	AC1 / Jay
Test Mode	Transmit by 802.11ax-HE20 at Channel 5825MHz	Test Voltage	AC 120V/60Hz

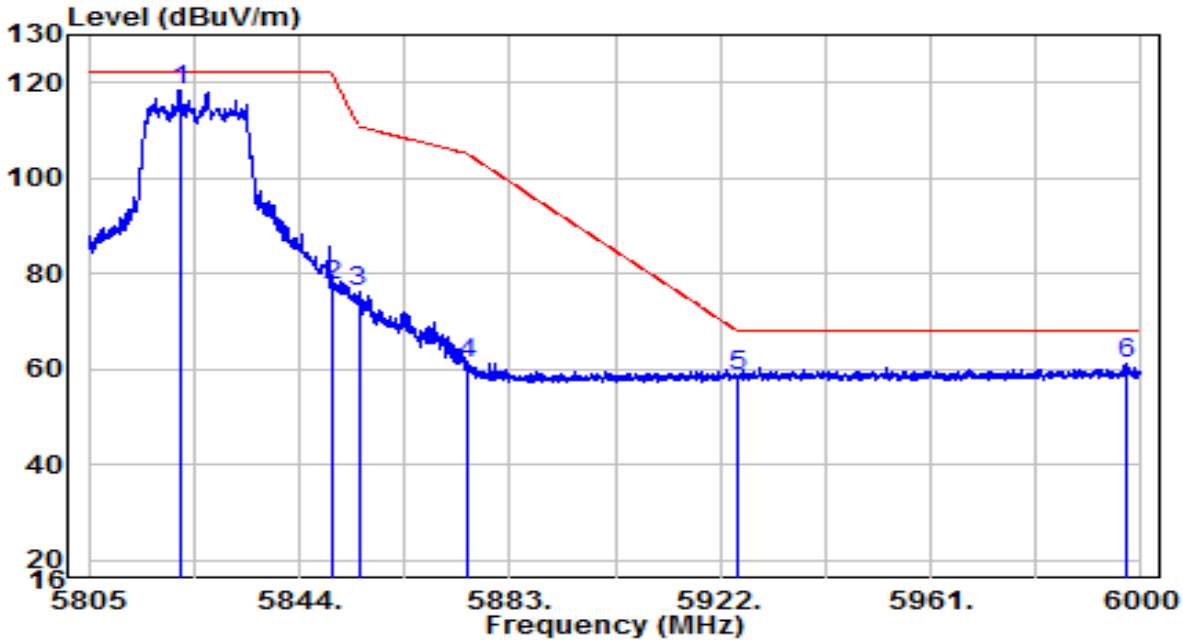

No		Frequency (MHz)	Reading (dBuV)	C.F (dB)	Measurement (dBuV/m)	Margin (dB)	Limit (dBuV/m)	Remark (QP/PK/AV)
1	*	5821.868	97.06	21.31	118.37	N/A	N/A	Peak
2		5850.000	56.01	21.40	77.41	-44.79	122.20	Peak
3		5855.000	54.73	21.42	76.15	-34.65	110.80	Peak
4		5875.000	39.62	21.49	61.11	-44.09	105.20	Peak
5		5925.000	36.91	21.65	58.55	-9.65	68.20	Peak
6		5997.270	39.12	21.88	61.00	-7.20	68.20	Peak

Note:

1. " *", means this data is the worst emission level.
2. C.F (Correction Factor) = Antenna Factor (dB)+ Cable Loss (dB)+ 16dB Attenuation (dB)– Preamplifier(dB).
3. Measurement(dBuV/m) = Reading(dBuV) + C.F (Correction Factor).
4.The emission levels of other frequencies are very lower than the limit and not show in test report.

EUT	AX11000 Tri-Band Wi-Fi 6 Gaming Router	Date of Test	2021-05-25
Factor	BBHA 9120D (1GHz~18GHz)	Temp. / Humidity	25.2°C/40%
Polarity	Vertical	Site / Test Engineer	AC1 / Jay
Test Mode	Transmit by 802.11ax-HE20 at Channel 5825MHz	Test Voltage	AC 120V/60Hz

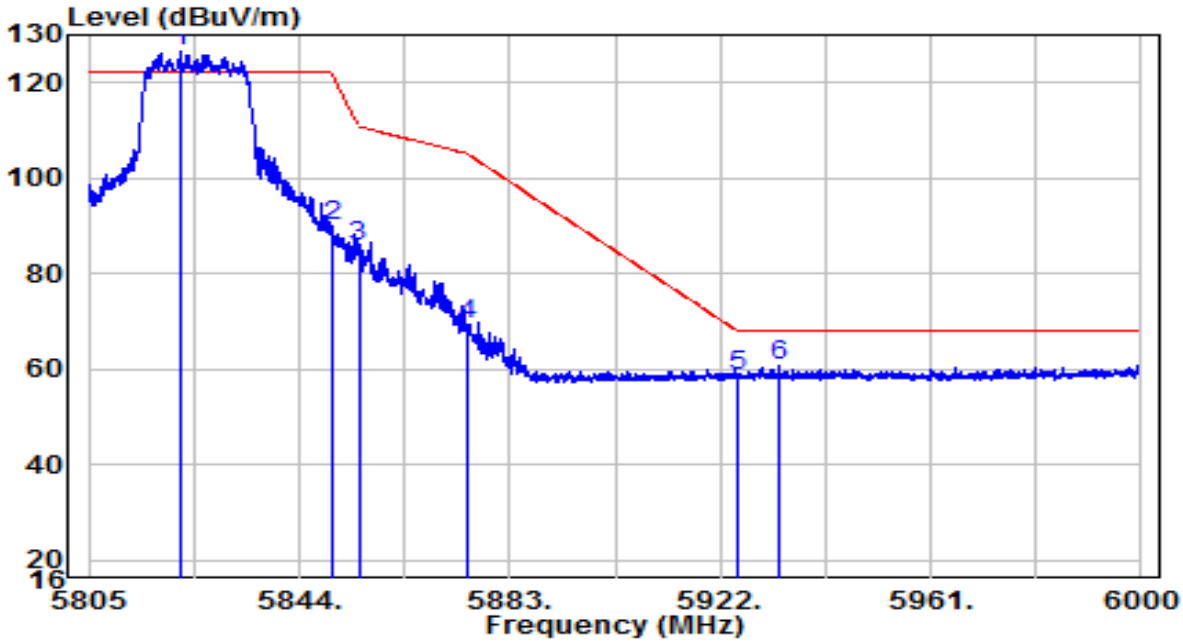

No		Frequency (MHz)	Reading (dBuV)	C.F (dB)	Measurement (dBuV/m)	Margin (dB)	Limit (dBuV/m)	Remark (QP/PK/AV)
1	*	5822.063	105.44	21.31	126.75	N/A	N/A	Peak
2		5850.000	68.53	21.40	89.93	-32.27	122.20	Peak
3		5855.000	64.42	21.42	85.84	-24.96	110.80	Peak
4		5875.000	48.07	21.49	69.55	-35.65	105.20	Peak
5		5925.000	37.08	21.65	58.73	-9.47	68.20	Peak
6		5933.018	39.12	21.67	60.79	-7.41	68.20	Peak

Note:

1. " *", means this data is the worst emission level.
2. C.F (Correction Factor) = Antenna Factor (dB)+ Cable Loss (dB)+ 16dB Attenuation (dB)– Preamplifier(dB).
3. Measurement(dBuV/m) = Reading(dBuV) + C.F (Correction Factor).
4.The emission levels of other frequencies are very lower than the limit and not show in test report.

EUT	AX11000 Tri-Band Wi-Fi 6 Gaming Router	Date of Test	2021-05-25
Factor	BBHA 9120D (1GHz~18GHz)	Temp. / Humidity	25.2°C/40%
Polarity	Horizontal	Site / Test Engineer	AC1 / Jay
Test Mode	Transmit by 802.11ax-HE40 at Channel 5190MHz	Test Voltage	AC 120V/60Hz

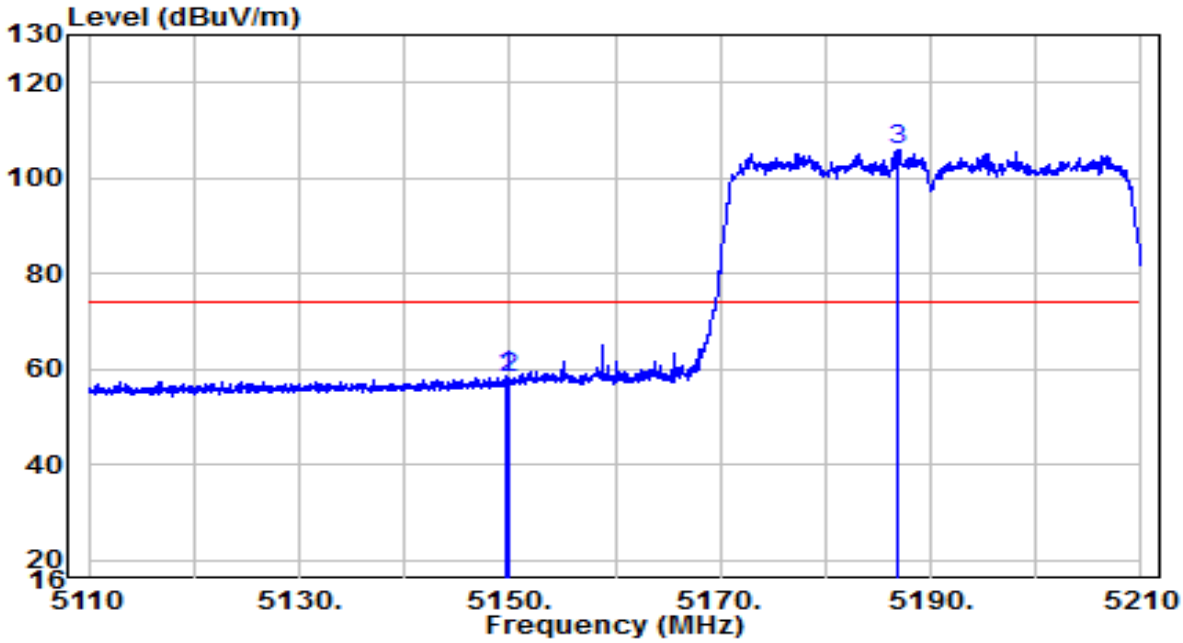

No		Frequency (MHz)	Reading (dBuV)	C.F (dB)	Measurement (dBuV/m)	Margin (dB)	Limit (dBuV/m)	Remark (QP/PK/AV)
1		5149.700	38.49	19.91	58.39	-15.61	74.00	Peak
2		5150.000	38.32	19.91	58.22	-15.78	74.00	Peak
3	*	5186.750	85.86	19.94	105.80	N/A	N/A	Peak

Note:

1. " *", means this data is the worst emission level.
2. C.F (Correction Factor) = Antenna Factor (dB)+ Cable Loss (dB)+ 16dB Attenuation (dB)– Preamplifier(dB).
3. Measurement(dBuV/m) = Reading(dBuV) + C.F (Correction Factor).
4.The emission levels of other frequencies are very lower than the limit and not show in test report.

EUT	AX11000 Tri-Band Wi-Fi 6 Gaming Router	Date of Test	2021-05-25
Factor	BBHA 9120D (1GHz~18GHz)	Temp. / Humidity	25.2°C/40%
Polarity	Horizontal	Site / Test Engineer	AC1 / Jay
Test Mode	Transmit by 802.11ax-HE40 at Channel 5190MHz	Test Voltage	AC 120V/60Hz

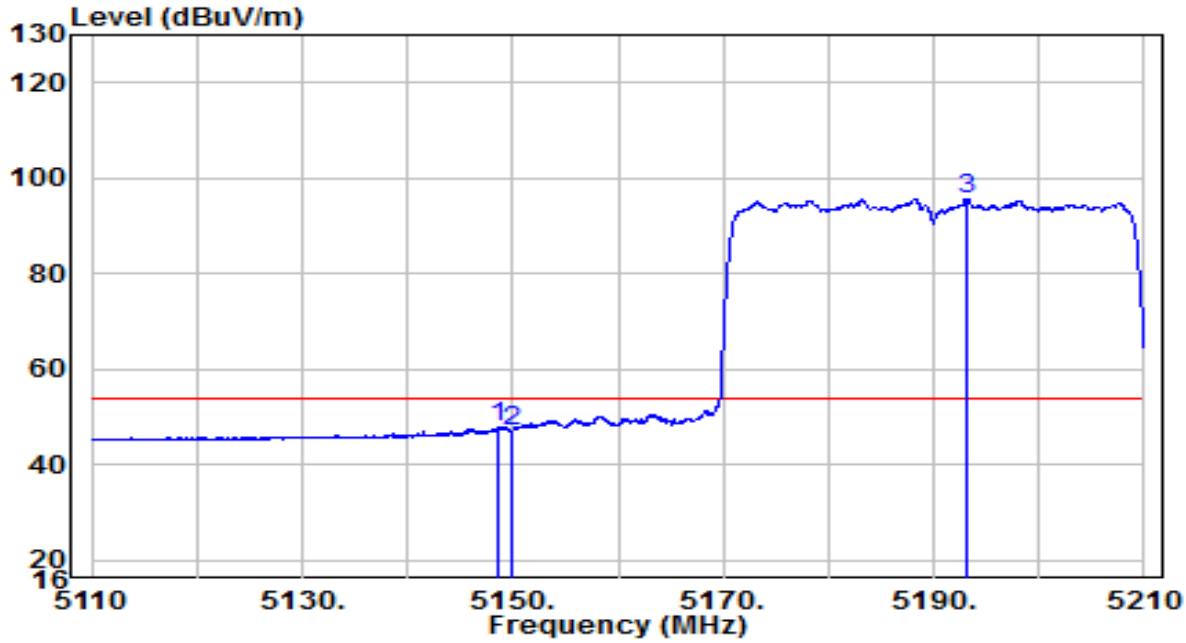

No		Frequency (MHz)	Reading (dBuV)	C.F (dB)	Measurement (dBuV/m)	Margin (dB)	Limit (dBuV/m)	Remark (QP/PK/AV)
1		5148.650	27.89	19.90	47.79	-6.21	54.00	Average
2		5150.000	27.27	19.91	47.17	-6.83	54.00	Average
3	*	5193.250	75.79	19.95	95.75	N/A	N/A	Average

Note:

1. " *", means this data is the worst emission level.
2. C.F (Correction Factor) = Antenna Factor (dB)+ Cable Loss (dB)+ 16dB Attenuation (dB)– Preamplifier(dB).
3. Measurement(dBuV/m) = Reading(dBuV) + C.F (Correction Factor).
4.The emission levels of other frequencies are very lower than the limit and not show in test report.

EUT	AX11000 Tri-Band Wi-Fi 6 Gaming Router	Date of Test	2021-05-25
Factor	BBHA 9120D (1GHz~18GHz)	Temp. / Humidity	25.2°C/40%
Polarity	Vertical	Site / Test Engineer	AC1 / Jay
Test Mode	Transmit by 802.11ax-HE40 at Channel 5190MHz	Test Voltage	AC 120V/60Hz

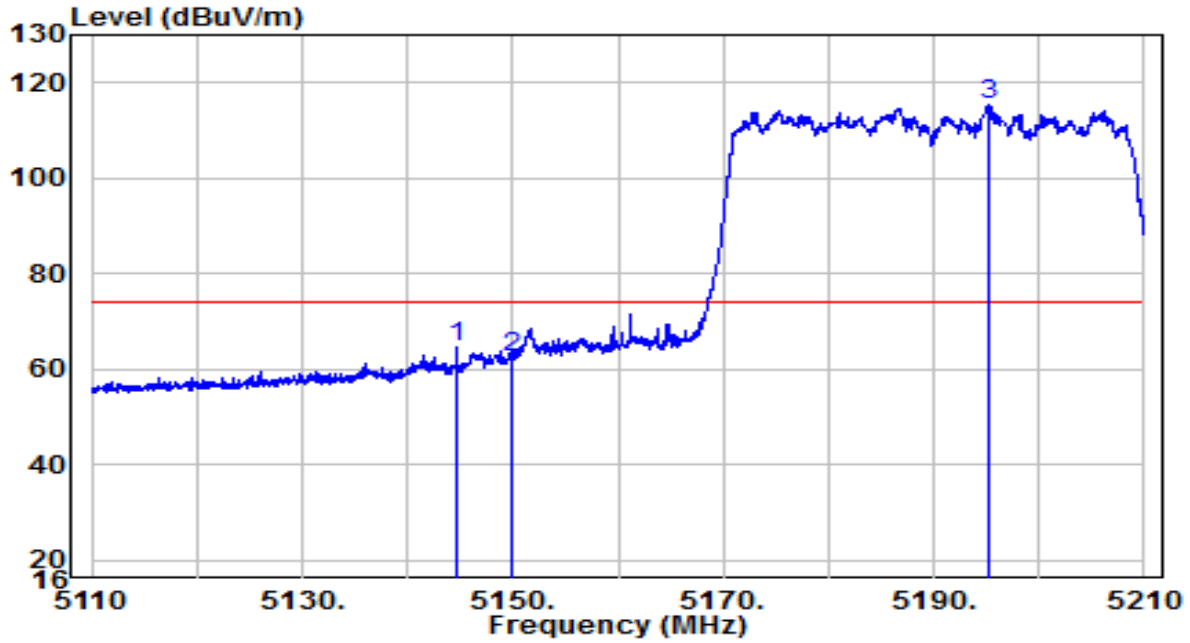

No		Frequency (MHz)	Reading (dBuV)	C.F (dB)	Measurement (dBuV/m)	Margin (dB)	Limit (dBuV/m)	Remark (QP/PK/AV)
1		5144.750	44.74	19.90	64.64	-9.36	74.00	Peak
2		5150.000	42.68	19.91	62.59	-11.41	74.00	Peak
3	*	5195.300	95.26	19.95	115.21	N/A	N/A	Peak

Note:

1. " *", means this data is the worst emission level.
2. C.F (Correction Factor) = Antenna Factor (dB)+ Cable Loss (dB)+ 16dB Attenuation (dB)– Preamplifier(dB).
3. Measurement(dBuV/m) = Reading(dBuV) + C.F (Correction Factor).
4.The emission levels of other frequencies are very lower than the limit and not show in test report.

EUT	AX11000 Tri-Band Wi-Fi 6 Gaming Router	Date of Test	2021-05-25
Factor	BBHA 9120D (1GHz~18GHz)	Temp. / Humidity	25.2°C/40%
Polarity	Vertical	Site / Test Engineer	AC1 / Jay
Test Mode	Transmit by 802.11ax-HE40 at Channel 5190MHz	Test Voltage	AC 120V/60Hz

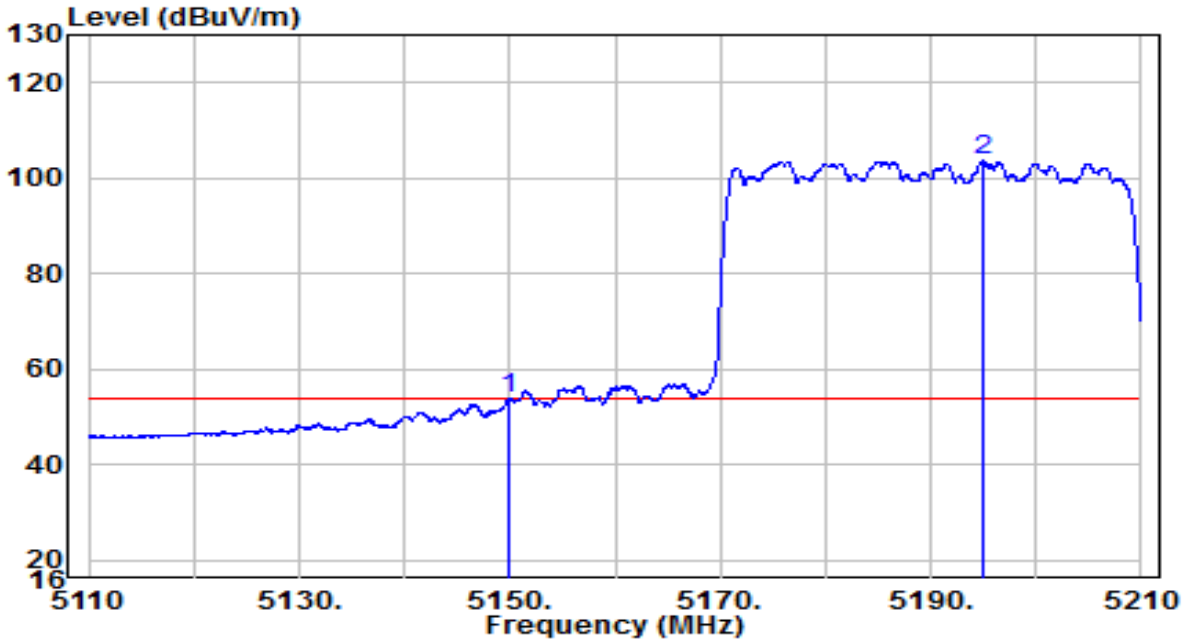

No		Frequency (MHz)	Reading (dBuV)	C.F (dB)	Measurement (dBuV/m)	Margin (dB)	Limit (dBuV/m)	Remark (QP/PK/AV)
1		5150.000	33.92	19.91	53.83	-0.17	54.00	Average
2	*	5195.000	83.68	19.95	103.63	N/A	N/A	Average

Note:

1. " *", means this data is the worst emission level.
2. C.F (Correction Factor) = Antenna Factor (dB)+ Cable Loss (dB)+ 16dB Attenuation (dB)– Preamplifier(dB).
3. Measurement(dBuV/m) = Reading(dBuV) + C.F (Correction Factor).
4.The emission levels of other frequencies are very lower than the limit and not show in test report.

EUT	AX11000 Tri-Band Wi-Fi 6 Gaming Router	Date of Test	2021-05-25
Factor	BBHA 9120D (1GHz~18GHz)	Temp. / Humidity	25.2°C/40%
Polarity	Horizontal	Site / Test Engineer	AC1 / Jay
Test Mode	Transmit by 802.11ax-HE40 at Channel 5230MHz	Test Voltage	AC 120V/60Hz

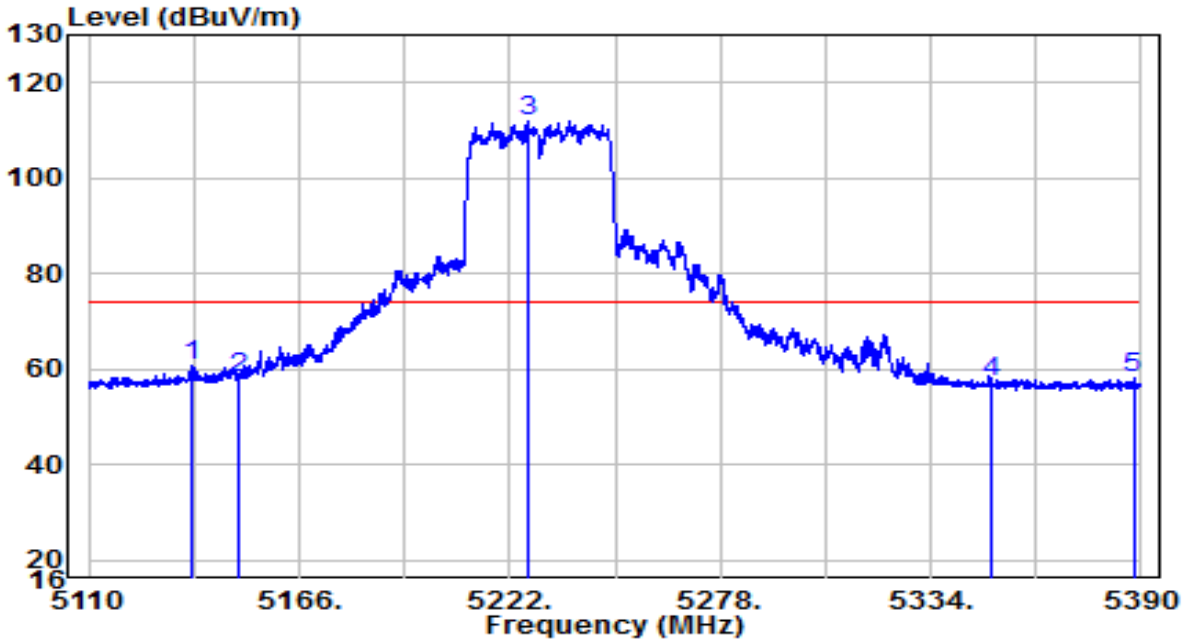

No		Frequency (MHz)	Reading (dBuV)	C.F (dB)	Measurement (dBuV/m)	Margin (dB)	Limit (dBuV/m)	Remark (QP/PK/AV)
1		5137.160	41.02	19.89	60.91	-13.09	74.00	Peak
2		5150.000	38.36	19.91	58.26	-15.74	74.00	Peak
3	*	5226.760	91.92	19.99	111.90	N/A	N/A	Peak
4		5350.000	37.28	20.11	57.39	-16.61	74.00	Peak
5		5387.900	38.04	20.15	58.19	-15.81	74.00	Peak

Note:

1. " *", means this data is the worst emission level.
2. C.F (Correction Factor) = Antenna Factor (dB)+ Cable Loss (dB)+ 16dB Attenuation (dB)– Preamplifier(dB).
3. Measurement(dBuV/m) = Reading(dBuV) + C.F (Correction Factor).
4.The emission levels of other frequencies are very lower than the limit and not show in test report.

EUT	AX11000 Tri-Band Wi-Fi 6 Gaming Router	Date of Test	2021-05-25
Factor	BBHA 9120D (1GHz~18GHz)	Temp. / Humidity	25.2°C/40%
Polarity	Horizontal	Site / Test Engineer	AC1 / Jay
Test Mode	Transmit by 802.11ax-HE40 at Channel 5230MHz	Test Voltage	AC 120V/60Hz

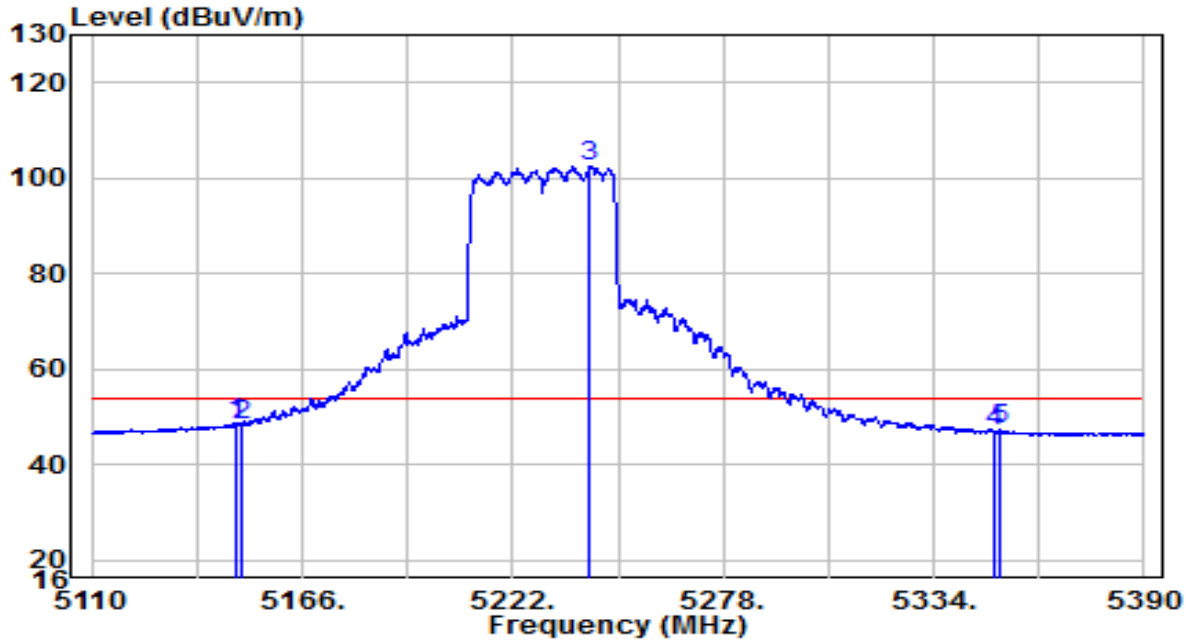

No		Frequency (MHz)	Reading (dBuV)	C.F (dB)	Measurement (dBuV/m)	Margin (dB)	Limit (dBuV/m)	Remark (QP/PK/AV)
1		5148.640	28.89	19.90	48.80	-5.20	54.00	Peak
2		5150.000	28.24	19.91	48.15	-5.85	54.00	Peak
3	*	5242.580	82.48	20.00	102.48	N/A	N/A	Peak
4		5350.000	26.79	20.11	46.91	-7.09	54.00	Peak
5		5351.920	27.17	20.12	47.28	-6.72	54.00	Peak

Note:

1. " *", means this data is the worst emission level.
2. C.F (Correction Factor) = Antenna Factor (dB)+ Cable Loss (dB)+ 16dB Attenuation (dB)– Preamplifier(dB).
3. Measurement(dBuV/m) = Reading(dBuV) + C.F (Correction Factor).
4.The emission levels of other frequencies are very lower than the limit and not show in test report.

EUT	AX11000 Tri-Band Wi-Fi 6 Gaming Router	Date of Test	2021-05-25
Factor	BBHA 9120D (1GHz~18GHz)	Temp. / Humidity	25.2°C/40%
Polarity	Vertical	Site / Test Engineer	AC1 / Jay
Test Mode	Transmit by 802.11ax-HE40 at Channel 5230MHz	Test Voltage	AC 120V/60Hz

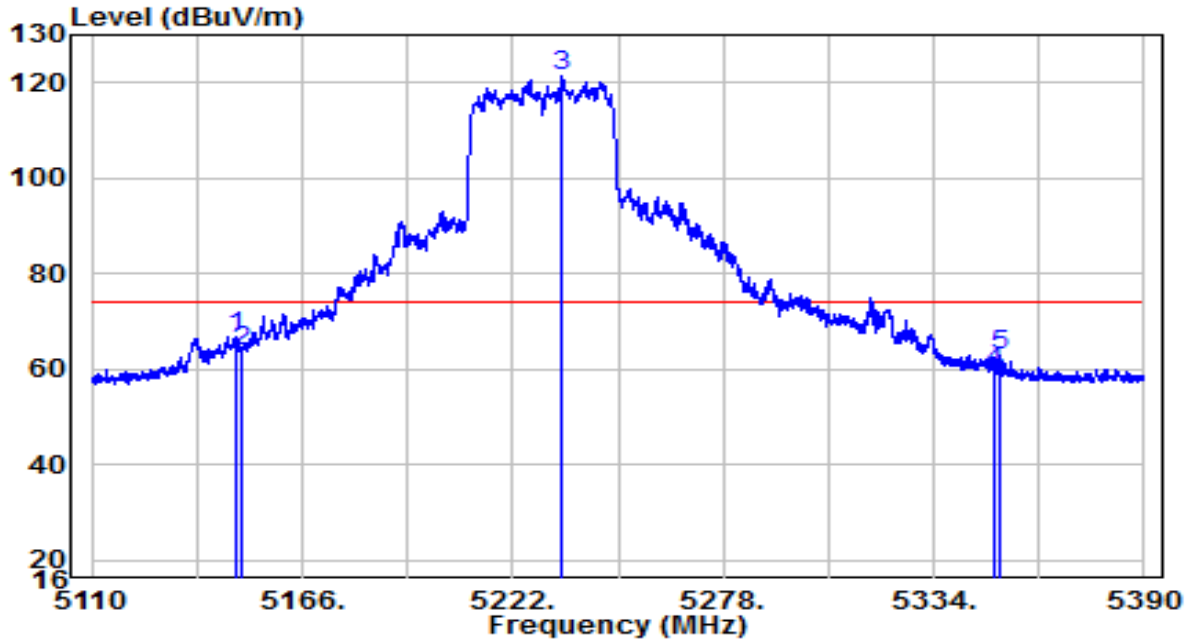

No		Frequency (MHz)	Reading (dBuV)	C.F (dB)	Measurement (dBuV/m)	Margin (dB)	Limit (dBuV/m)	Remark (QP/PK/AV)
1		5148.080	46.81	19.90	66.72	-7.28	74.00	Peak
2		5150.000	43.80	19.91	63.70	-10.30	74.00	Peak
3	*	5235.020	101.51	19.99	121.50	N/A	N/A	Peak
4		5350.000	39.41	20.11	59.52	-14.48	74.00	Peak
5		5351.920	42.90	20.12	63.01	-10.99	74.00	Peak

Note:

1. " *", means this data is the worst emission level.
2. C.F (Correction Factor) = Antenna Factor (dB)+ Cable Loss (dB)+ 16dB Attenuation (dB)– Preamplifier(dB).
3. Measurement(dBuV/m) = Reading(dBuV) + C.F (Correction Factor).
4.The emission levels of other frequencies are very lower than the limit and not show in test report.

EUT	AX11000 Tri-Band Wi-Fi 6 Gaming Router	Date of Test	2021-05-25
Factor	BBHA 9120D (1GHz~18GHz)	Temp. / Humidity	25.2°C/40%
Polarity	Vertical	Site / Test Engineer	AC1 / Jay
Test Mode	Transmit by 802.11ax-HE40 at Channel 5230MHz	Test Voltage	AC 120V/60Hz

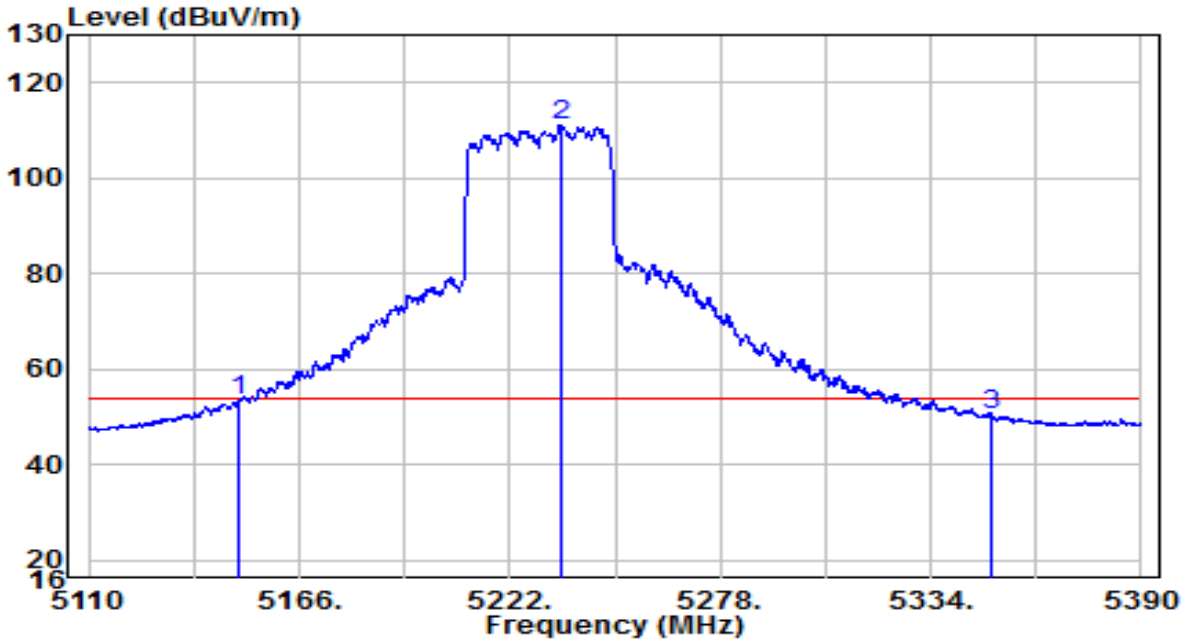

No		Frequency (MHz)	Reading (dBuV)	C.F (dB)	Measurement (dBuV/m)	Margin (dB)	Limit (dBuV/m)	Remark (QP/PK/AV)
1		5150.000	33.56	19.91	53.47	-0.53	54.00	Peak
2	*	5235.440	91.04	19.99	111.04	N/A	N/A	Peak
3		5350.000	30.18	20.11	50.30	-3.70	54.00	Peak

Note:

1. " *", means this data is the worst emission level.
2. C.F (Correction Factor) = Antenna Factor (dB)+ Cable Loss (dB)+ 16dB Attenuation (dB)– Preamplifier(dB).
3. Measurement(dBuV/m) = Reading(dBuV) + C.F (Correction Factor).
4.The emission levels of other frequencies are very lower than the limit and not show in test report.

EUT	AX11000 Tri-Band Wi-Fi 6 Gaming Router	Date of Test	2021-05-25
Factor	BBHA 9120D (1GHz~18GHz)	Temp. / Humidity	25.2°C/40%
Polarity	Horizontal	Site / Test Engineer	AC1 / Jay
Test Mode	Transmit by 802.11ax-HE40 at Channel 5310MHz	Test Voltage	AC 120V/60Hz

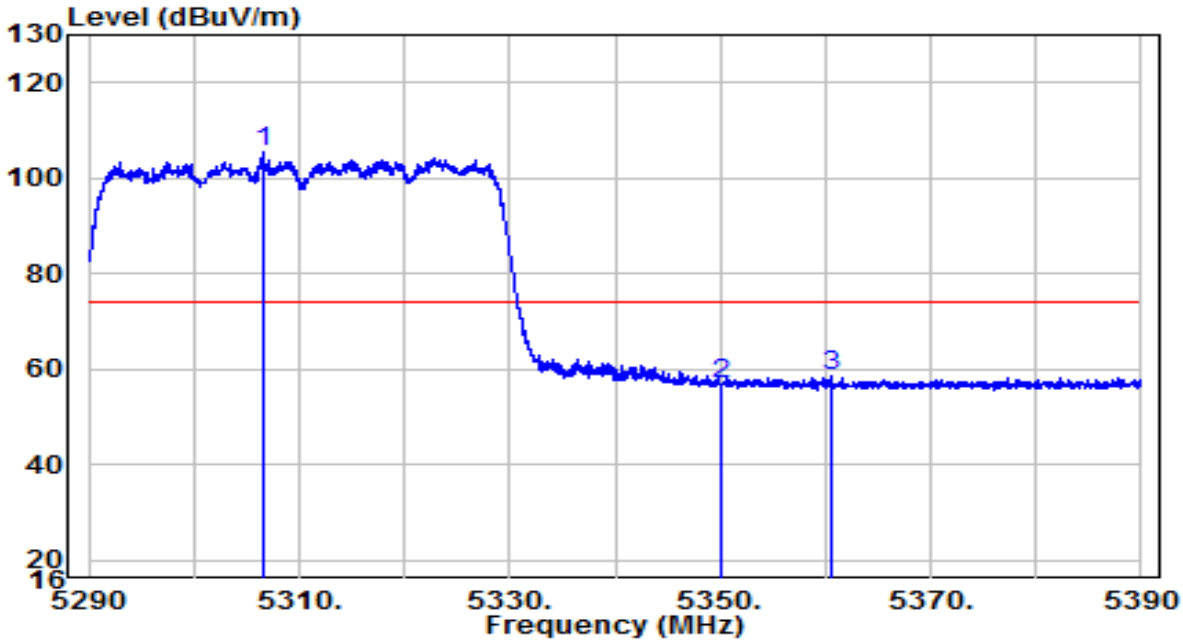

No		Frequency (MHz)	Reading (dBuV)	C.F (dB)	Measurement (dBuV/m)	Margin (dB)	Limit (dBuV/m)	Remark (QP/PK/AV)
1	*	5306.650	85.20	20.07	105.27	N/A	N/A	Peak
2		5350.000	36.94	20.11	57.05	-16.95	74.00	Peak
3		5360.550	38.29	20.12	58.42	-15.58	74.00	Peak

Note:

1. " *", means this data is the worst emission level.
2. C.F (Correction Factor) = Antenna Factor (dB)+ Cable Loss (dB)+ 16dB Attenuation (dB)– Preamplifier(dB).
3. Measurement(dBuV/m) = Reading(dBuV) + C.F (Correction Factor).
4.The emission levels of other frequencies are very lower than the limit and not show in test report.

EUT	AX11000 Tri-Band Wi-Fi 6 Gaming Router	Date of Test	2021-05-25
Factor	BBHA 9120D (1GHz~18GHz)	Temp. / Humidity	25.2°C/40%
Polarity	Horizontal	Site / Test Engineer	AC1 / Jay
Test Mode	Transmit by 802.11ax-HE40 at Channel 5310MHz	Test Voltage	AC 120V/60Hz

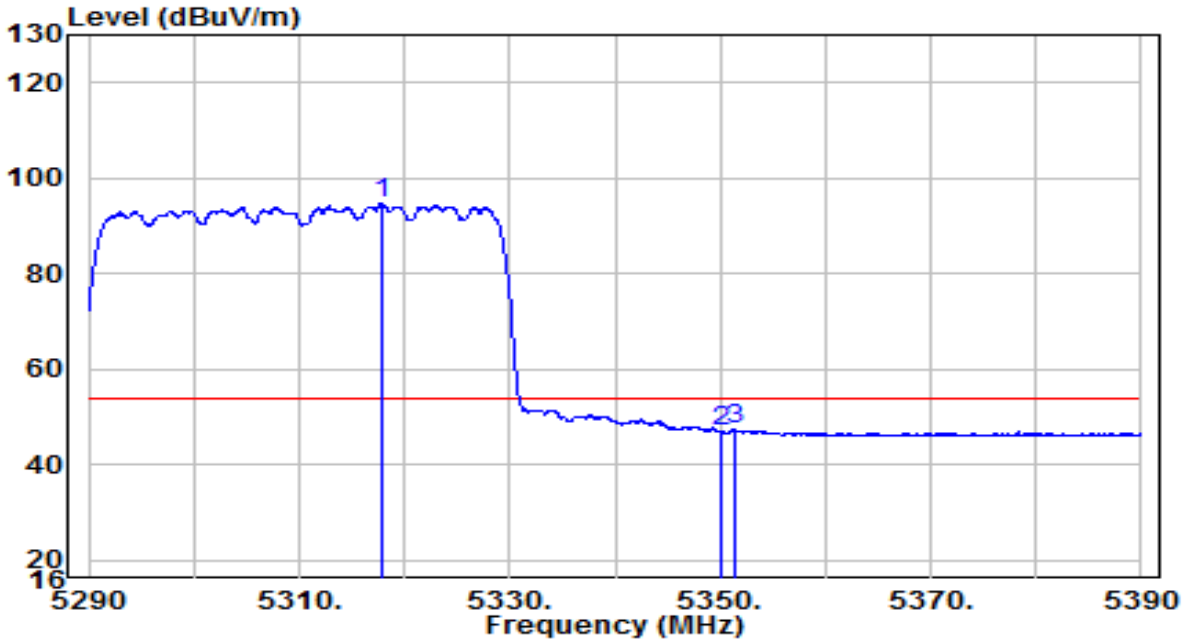

No		Frequency (MHz)	Reading (dBuV)	C.F (dB)	Measurement (dBuV/m)	Margin (dB)	Limit (dBuV/m)	Remark (QP/PK/AV)
1	*	5317.750	74.60	20.08	94.69	N/A	N/A	Peak
2		5350.000	26.71	20.11	46.83	-7.17	54.00	Peak
3		5351.500	27.10	20.12	47.22	-6.78	54.00	Peak

Note:

1. " *", means this data is the worst emission level.
2. C.F (Correction Factor) = Antenna Factor (dB)+ Cable Loss (dB)+ 16dB Attenuation (dB)– Preamplifier(dB).
3. Measurement(dBuV/m) = Reading(dBuV) + C.F (Correction Factor).
4.The emission levels of other frequencies are very lower than the limit and not show in test report.

EUT	AX11000 Tri-Band Wi-Fi 6 Gaming Router	Date of Test	2021-05-25
Factor	BBHA 9120D (1GHz~18GHz)	Temp. / Humidity	25.2°C/40%
Polarity	Vertical	Site / Test Engineer	AC1 / Jay
Test Mode	Transmit by 802.11ax-HE40 at Channel 5310MHz	Test Voltage	AC 120V/60Hz

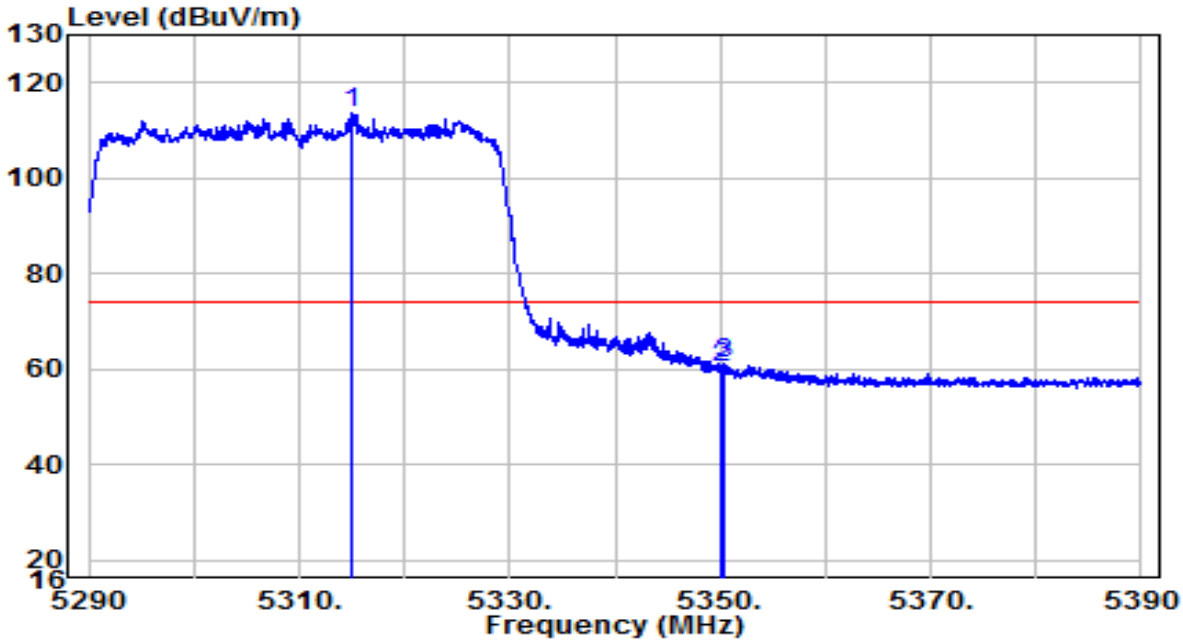

No		Frequency (MHz)	Reading (dBuV)	C.F (dB)	Measurement (dBuV/m)	Margin (dB)	Limit (dBuV/m)	Remark (QP/PK/AV)
1	*	5315.000	93.42	20.08	113.50	N/A	N/A	Peak
2		5350.000	40.37	20.11	60.48	-13.52	74.00	Peak
3		5350.400	40.90	20.11	61.01	-12.99	74.00	Peak

Note:

1. " *", means this data is the worst emission level.
2. C.F (Correction Factor) = Antenna Factor (dB)+ Cable Loss (dB)+ 16dB Attenuation (dB)– Preamplifier(dB).
3. Measurement(dBuV/m) = Reading(dBuV) + C.F (Correction Factor).
4.The emission levels of other frequencies are very lower than the limit and not show in test report.

EUT	AX11000 Tri-Band Wi-Fi 6 Gaming Router	Date of Test	2021-05-25
Factor	BBHA 9120D (1GHz~18GHz)	Temp. / Humidity	25.2°C/40%
Polarity	Vertical	Site / Test Engineer	AC1 / Jay
Test Mode	Transmit by 802.11ax-HE40 at Channel 5310MHz	Test Voltage	AC 120V/60Hz

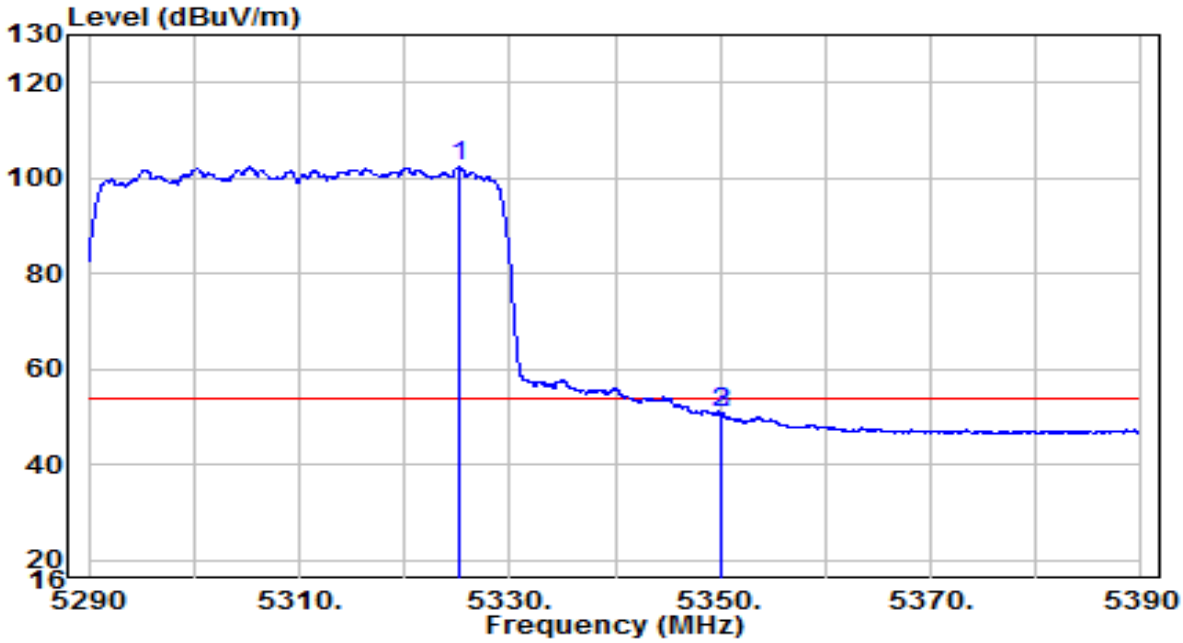

No		Frequency (MHz)	Reading (dBuV)	C.F (dB)	Measurement (dBuV/m)	Margin (dB)	Limit (dBuV/m)	Remark (QP/PK/AV)
1	*	5325.200	82.20	20.09	102.29	N/A	N/A	Peak
2		5350.000	30.76	20.11	50.88	-3.12	54.00	Peak
3		5350.150	30.85	20.11	50.96	-3.04	54.00	Peak

Note:

1. " *", means this data is the worst emission level.
2. C.F (Correction Factor) = Antenna Factor (dB)+ Cable Loss (dB)+ 16dB Attenuation (dB)– Preamplifier(dB).
3. Measurement(dBuV/m) = Reading(dBuV) + C.F (Correction Factor).
4.The emission levels of other frequencies are very lower than the limit and not show in test report.

EUT	AX11000 Tri-Band Wi-Fi 6 Gaming Router	Date of Test	2021-05-25
Factor	BBHA 9120D (1GHz~18GHz)	Temp. / Humidity	25.2°C/40%
Polarity	Horizontal	Site / Test Engineer	AC1 / Jay
Test Mode	Transmit by 802.11ax-HE40 at Channel 5510MHz	Test Voltage	AC 120V/60Hz

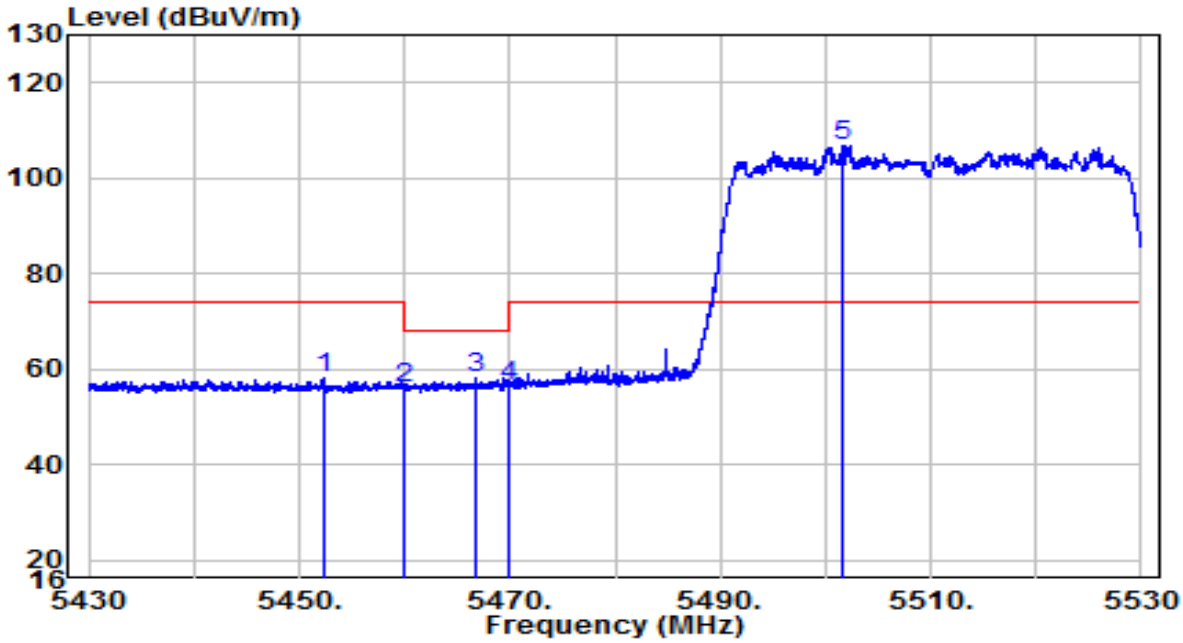

No		Frequency (MHz)	Reading (dBuV)	C.F (dB)	Measurement (dBuV/m)	Margin (dB)	Limit (dBuV/m)	Remark (QP/PK/AV)
1		5452.300	37.83	20.22	58.05	-15.95	74.00	Peak
2		5460.000	35.94	20.23	56.16	-12.04	68.20	Peak
3		5466.850	38.06	20.24	58.30	-9.90	68.20	Peak
4		5470.000	36.39	20.24	56.63	-11.57	68.20	Peak
5	*	5501.700	86.64	20.28	106.92	N/A	N/A	Peak

Note:

1. " *", means this data is the worst emission level.
2. C.F (Correction Factor) = Antenna Factor (dB)+ Cable Loss (dB)+ 16dB Attenuation (dB)– Preamplifier(dB).
3. Measurement(dBuV/m) = Reading(dBuV) + C.F (Correction Factor).
4.The emission levels of other frequencies are very lower than the limit and not show in test report.

EUT	AX11000 Tri-Band Wi-Fi 6 Gaming Router	Date of Test	2021-05-25
Factor	BBHA 9120D (1GHz~18GHz)	Temp. / Humidity	25.2°C/40%
Polarity	Horizontal	Site / Test Engineer	AC1 / Jay
Test Mode	Transmit by 802.11ax-HE40 at Channel 5510MHz	Test Voltage	AC 120V/60Hz

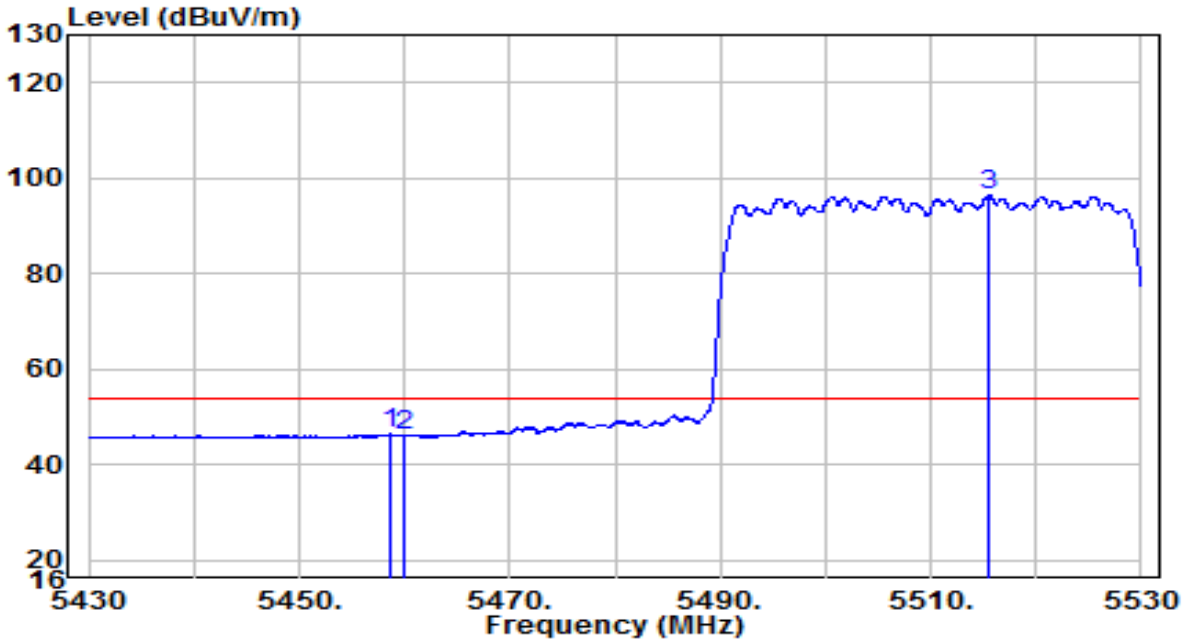

No		Frequency (MHz)	Reading (dBuV)	C.F (dB)	Measurement (dBuV/m)	Margin (dB)	Limit (dBuV/m)	Remark (QP/PK/AV)
1		5458.550	26.15	20.23	46.38	-7.62	54.00	Peak
2		5460.000	25.68	20.23	45.91	-8.09	54.00	Peak
3	*	5515.600	76.09	20.32	96.41	N/A	N/A	Peak

Note:

1. " *", means this data is the worst emission level.
2. C.F (Correction Factor) = Antenna Factor (dB)+ Cable Loss (dB)+ 16dB Attenuation (dB)– Preamplifier(dB).
3. Measurement(dBuV/m) = Reading(dBuV) + C.F (Correction Factor).
4.The emission levels of other frequencies are very lower than the limit and not show in test report.

EUT	AX11000 Tri-Band Wi-Fi 6 Gaming Router	Date of Test	2021-05-25
Factor	BBHA 9120D (1GHz~18GHz)	Temp. / Humidity	25.2°C/40%
Polarity	Vertical	Site / Test Engineer	AC1 / Jay
Test Mode	Transmit by 802.11ax-HE40 at Channel 5510MHz	Test Voltage	AC 120V/60Hz

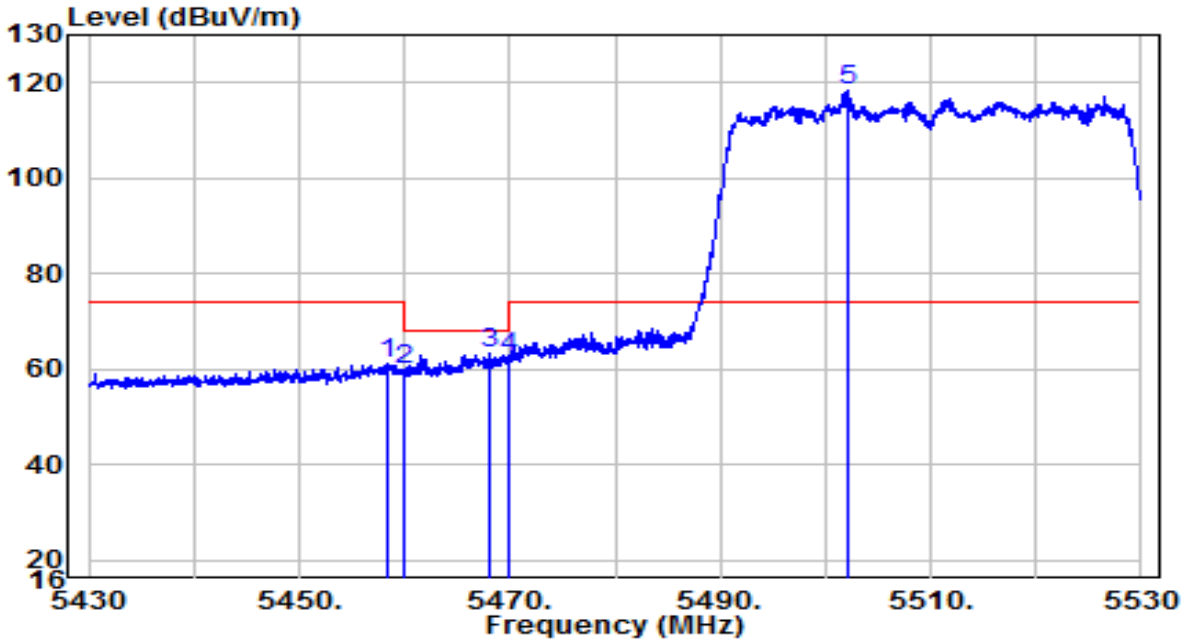

No		Frequency (MHz)	Reading (dBuV)	C.F (dB)	Measurement (dBuV/m)	Margin (dB)	Limit (dBuV/m)	Remark (QP/PK/AV)
1		5458.500	40.94	20.23	61.17	-12.83	74.00	Peak
2		5460.000	39.70	20.23	59.92	-8.28	68.20	Peak
3		5468.150	43.28	20.24	63.51	-4.69	68.20	Peak
4		5470.000	42.20	20.24	62.44	-5.76	68.20	Peak
5	*	5502.050	97.98	20.28	118.25	N/A	N/A	Peak

Note:

1. " *", means this data is the worst emission level.
2. C.F (Correction Factor) = Antenna Factor (dB)+ Cable Loss (dB)+ 16dB Attenuation (dB)– Preamplifier(dB).
3. Measurement(dBuV/m) = Reading(dBuV) + C.F (Correction Factor).
4.The emission levels of other frequencies are very lower than the limit and not show in test report.

EUT	AX11000 Tri-Band Wi-Fi 6 Gaming Router	Date of Test	2021-05-25
Factor	BBHA 9120D (1GHz~18GHz)	Temp. / Humidity	25.2°C/40%
Polarity	Vertical	Site / Test Engineer	AC1 / Jay
Test Mode	Transmit by 802.11ax-HE40 at Channel 5510MHz	Test Voltage	AC 120V/60Hz

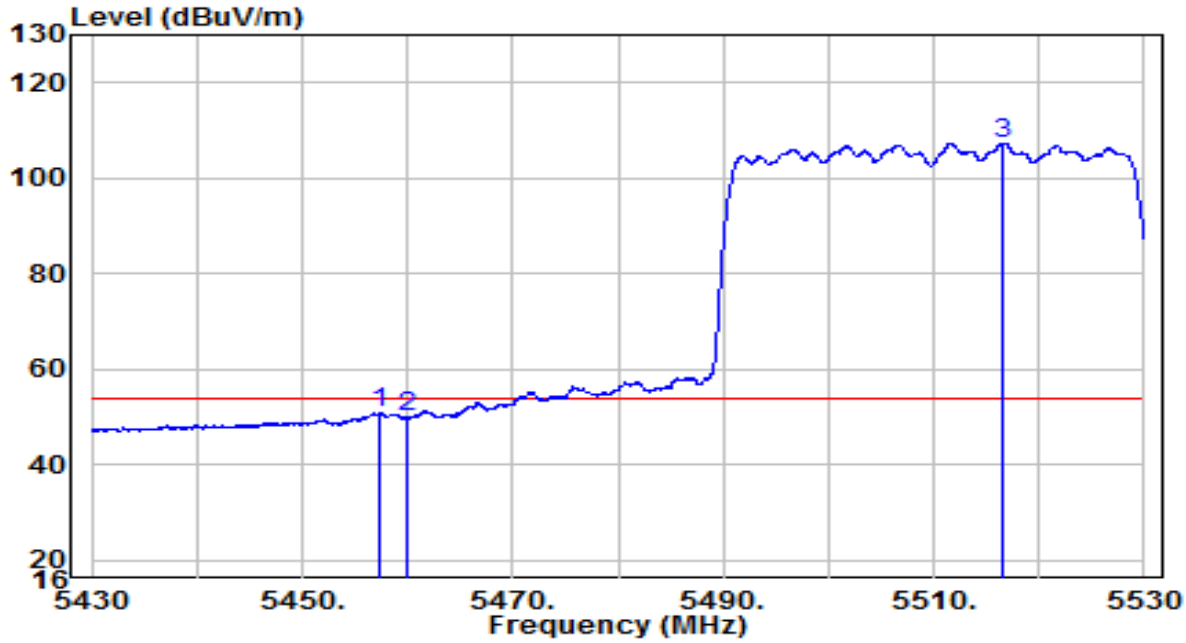

No		Frequency (MHz)	Reading (dBuV)	C.F (dB)	Measurement (dBuV/m)	Margin (dB)	Limit (dBuV/m)	Remark (QP/PK/AV)
1		5457.450	30.46	20.23	50.68	-3.32	54.00	Peak
2		5460.000	29.60	20.23	49.82	-4.18	54.00	Peak
3	*	5516.500	87.01	20.32	107.34	N/A	N/A	Peak

Note:

1. " *", means this data is the worst emission level.
2. C.F (Correction Factor) = Antenna Factor (dB)+ Cable Loss (dB)+ 16dB Attenuation (dB)– Preamplifier(dB).
3. Measurement(dBuV/m) = Reading(dBuV) + C.F (Correction Factor).
4.The emission levels of other frequencies are very lower than the limit and not show in test report.

EUT	AX11000 Tri-Band Wi-Fi 6 Gaming Router	Date of Test	2021-05-25
Factor	BBHA 9120D (1GHz~18GHz)	Temp. / Humidity	25.2°C/40%
Polarity	Horizontal	Site / Test Engineer	AC1 / Jay
Test Mode	Transmit by 802.11ax-HE40 at Channel 5670MHz	Test Voltage	AC 120V/60Hz

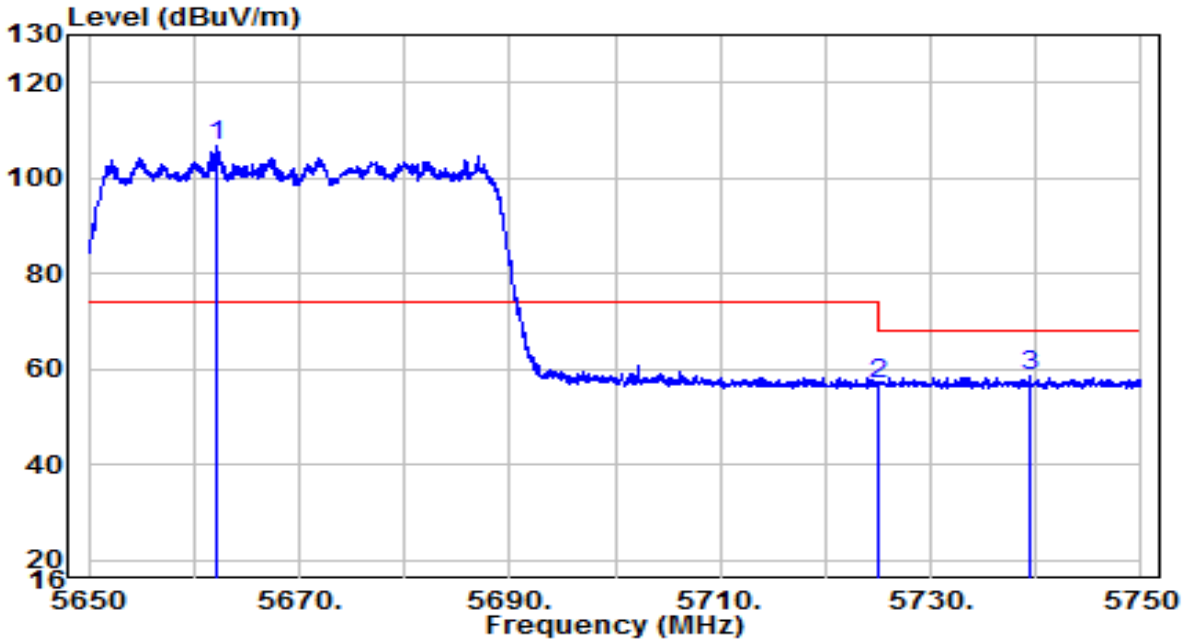

No		Frequency (MHz)	Reading (dBuV)	C.F (dB)	Measurement (dBuV/m)	Margin (dB)	Limit (dBuV/m)	Remark (QP/PK/AV)
1	*	5662.050	86.00	20.80	106.80	N/A	N/A	Peak
2		5725.000	35.98	21.00	56.98	-11.22	68.20	Peak
3		5739.450	37.57	21.05	58.61	-9.59	68.20	Peak

Note:

1. " *", means this data is the worst emission level.
2. C.F (Correction Factor) = Antenna Factor (dB)+ Cable Loss (dB)+ 16dB Attenuation (dB)– Preamplifier(dB).
3. Measurement(dBuV/m) = Reading(dBuV) + C.F (Correction Factor).
4.The emission levels of other frequencies are very lower than the limit and not show in test report.

EUT	AX11000 Tri-Band Wi-Fi 6 Gaming Router	Date of Test	2021-05-25
Factor	BBHA 9120D (1GHz~18GHz)	Temp. / Humidity	25.2°C/40%
Polarity	Vertical	Site / Test Engineer	AC1 / Jay
Test Mode	Transmit by 802.11ax-HE40 at Channel 5670MHz	Test Voltage	AC 120V/60Hz

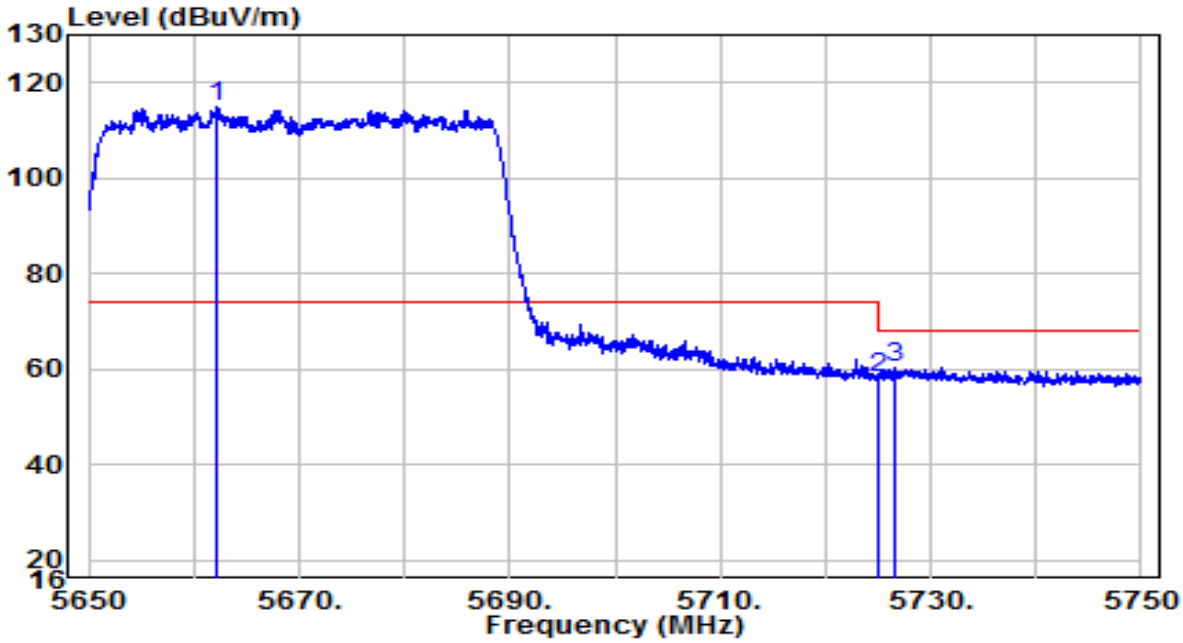

No		Frequency (MHz)	Reading (dBuV)	C.F (dB)	Measurement (dBuV/m)	Margin (dB)	Limit (dBuV/m)	Remark (QP/PK/AV)
1	*	5662.100	94.08	20.80	114.87	N/A	N/A	Peak
2		5725.000	37.14	21.00	58.14	-10.06	68.20	Peak
3		5726.650	39.31	21.00	60.31	-7.89	68.20	Peak

Note:

1. " *", means this data is the worst emission level.
2. C.F (Correction Factor) = Antenna Factor (dB)+ Cable Loss (dB)+ 16dB Attenuation (dB)– Preamplifier(dB).
3. Measurement(dBuV/m) = Reading(dBuV) + C.F (Correction Factor).
4.The emission levels of other frequencies are very lower than the limit and not show in test report.

EUT	AX11000 Tri-Band Wi-Fi 6 Gaming Router	Date of Test	2021-05-25
Factor	BBHA 9120D (1GHz~18GHz)	Temp. / Humidity	25.2°C/40%
Polarity	Horizontal	Site / Test Engineer	AC1 / Jay
Test Mode	Transmit by 802.11ax-HE40 at Channel 5755MHz	Test Voltage	AC 120V/60Hz

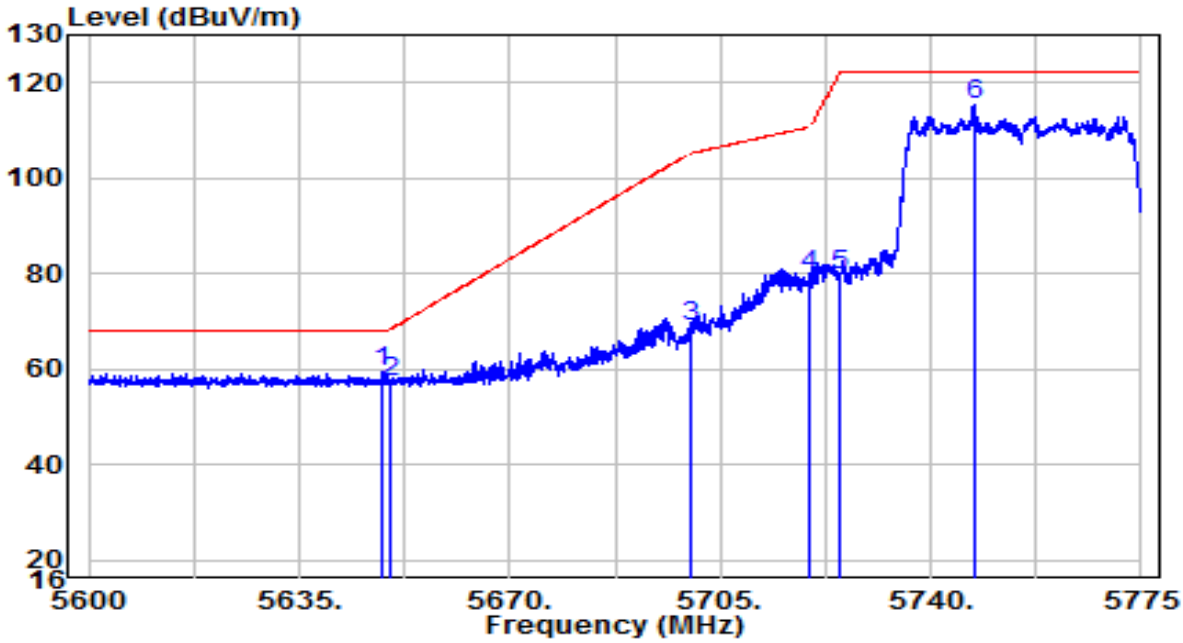

No		Frequency (MHz)	Reading (dBuV)	C.F (dB)	Measurement (dBuV/m)	Margin (dB)	Limit (dBuV/m)	Remark (QP/PK/AV)
1		5648.913	38.51	20.75	59.26	-8.94	68.20	Peak
2		5650.000	36.64	20.76	57.39	-10.81	68.20	Peak
3		5700.000	47.97	20.92	68.89	-36.31	105.20	Peak
4		5720.000	58.56	20.98	79.54	-31.26	110.80	Peak
5		5725.000	58.52	21.00	79.52	-42.68	122.20	Peak
6	*	5747.175	94.12	21.07	115.19	N/A	N/A	Peak

Note:

1. " *", means this data is the worst emission level.
2. C.F (Correction Factor) = Antenna Factor (dB)+ Cable Loss (dB)+ 16dB Attenuation (dB)– Preamplifier(dB).
3. Measurement(dBuV/m) = Reading(dBuV) + C.F (Correction Factor).
4.The emission levels of other frequencies are very lower than the limit and not show in test report.

EUT	AX11000 Tri-Band Wi-Fi 6 Gaming Router	Date of Test	2021-06-04
Factor	BBHA 9120D (1GHz~18GHz)	Temp. / Humidity	25.2°C/40%
Polarity	Vertical	Site / Test Engineer	AC1 / Jay
Test Mode	Transmit by 802.11ax-HE40 at Channel 5755MHz,Power = 93	Test Voltage	AC 120V/60Hz

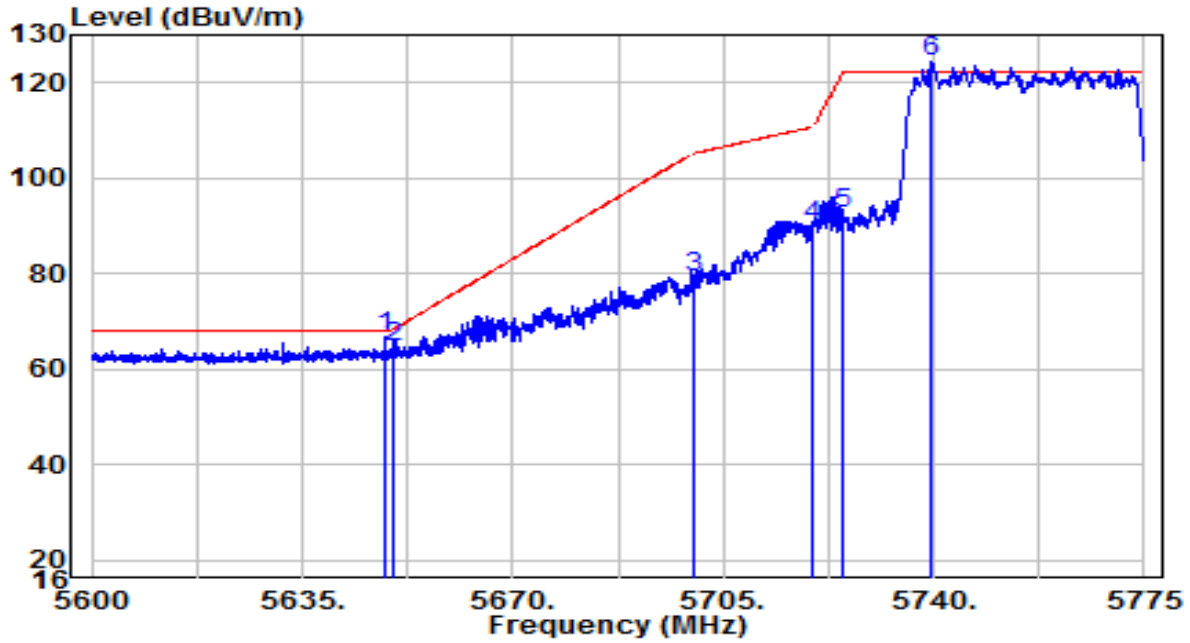

No		Frequency (MHz)	Reading (dBuV)	C.F (dB)	Measurement (dBuV/m)	Margin (dB)	Limit (dBuV/m)	Remark (QP/PK/AV)
1		5648.825	46.12	20.75	66.87	-1.33	68.20	Peak
2		5650.000	43.99	20.76	64.74	-3.46	68.20	Peak
3		5700.000	58.42	20.92	79.34	-25.86	105.20	Peak
4		5720.000	69.10	20.98	90.08	-20.72	110.80	Peak
5		5725.000	71.42	21.00	92.42	-29.78	122.20	Peak
6	*	5739.737	103.42	21.05	124.47	N/A	N/A	Peak

Note:

1. " *", means this data is the worst emission level.
2. C.F (Correction Factor) = Antenna Factor (dB)+ Cable Loss (dB)+ 16dB Attenuation (dB)– Preamplifier(dB).
3. Measurement(dBuV/m) = Reading(dBuV) + C.F (Correction Factor).
4.The emission levels of other frequencies are very lower than the limit and not show in test report.

EUT	AX11000 Tri-Band Wi-Fi 6 Gaming Router	Date of Test	2021-05-25
Factor	BBHA 9120D (1GHz~18GHz)	Temp. / Humidity	25.2°C/40%
Polarity	Horizontal	Site / Test Engineer	AC1 / Jay
Test Mode	Transmit by 802.11ax-HE40 at Channel 5795MHz	Test Voltage	AC 120V/60Hz

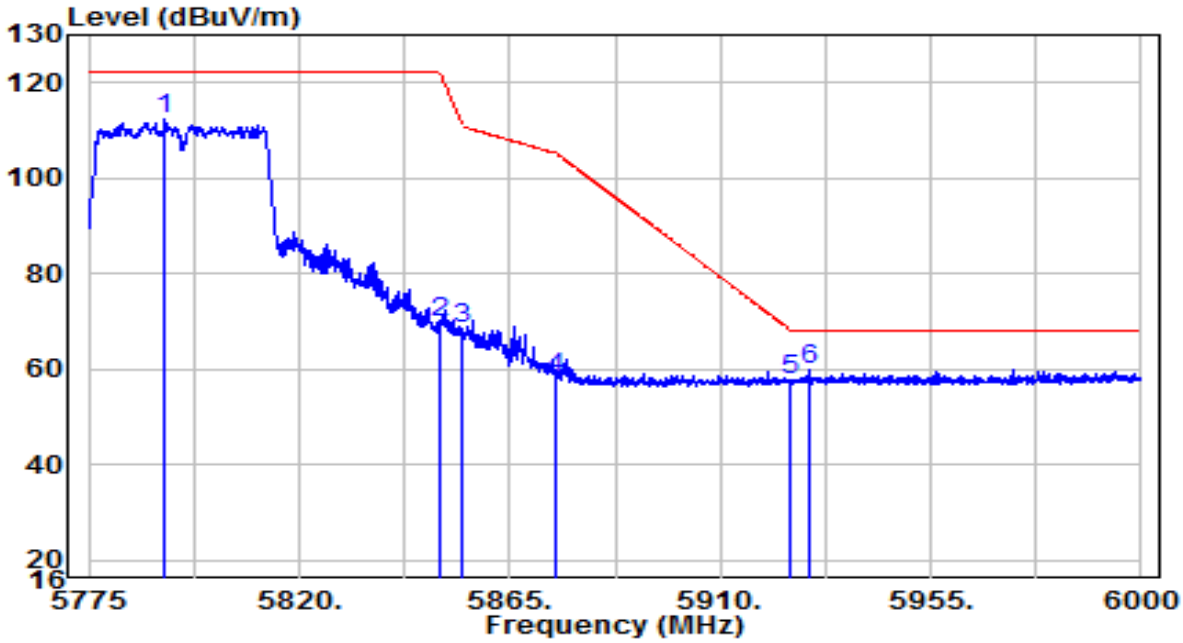

No		Frequency (MHz)	Reading (dBuV)	C.F (dB)	Measurement (dBuV/m)	Margin (dB)	Limit (dBuV/m)	Remark (QP/PK/AV)
1		5791.313	91.00	21.21	112.21	N/A	N/A	Peak
2		5850.000	48.45	21.40	69.85	-52.35	122.20	Peak
3		5855.000	47.11	21.42	68.53	-42.27	110.80	Peak
4		5875.000	36.59	21.49	58.08	-47.12	105.20	Peak
5		5925.000	35.99	21.65	57.63	-10.57	68.20	Peak
6	*	5928.788	38.30	21.66	59.96	-8.24	68.20	Peak

Note:

1. " *", means this data is the worst emission level.
2. C.F (Correction Factor) = Antenna Factor (dB)+ Cable Loss (dB)+ 16dB Attenuation (dB)– Preamplifier(dB).
3. Measurement(dBuV/m) = Reading(dBuV) + C.F (Correction Factor).
4.The emission levels of other frequencies are very lower than the limit and not show in test report.

EUT	AX11000 Tri-Band Wi-Fi 6 Gaming Router	Date of Test	2021-05-25
Factor	BBHA 9120D (1GHz~18GHz)	Temp. / Humidity	25.2°C/40%
Polarity	Vertical	Site / Test Engineer	AC1 / Jay
Test Mode	Transmit by 802.11ax-HE40 at Channel 5795MHz	Test Voltage	AC 120V/60Hz

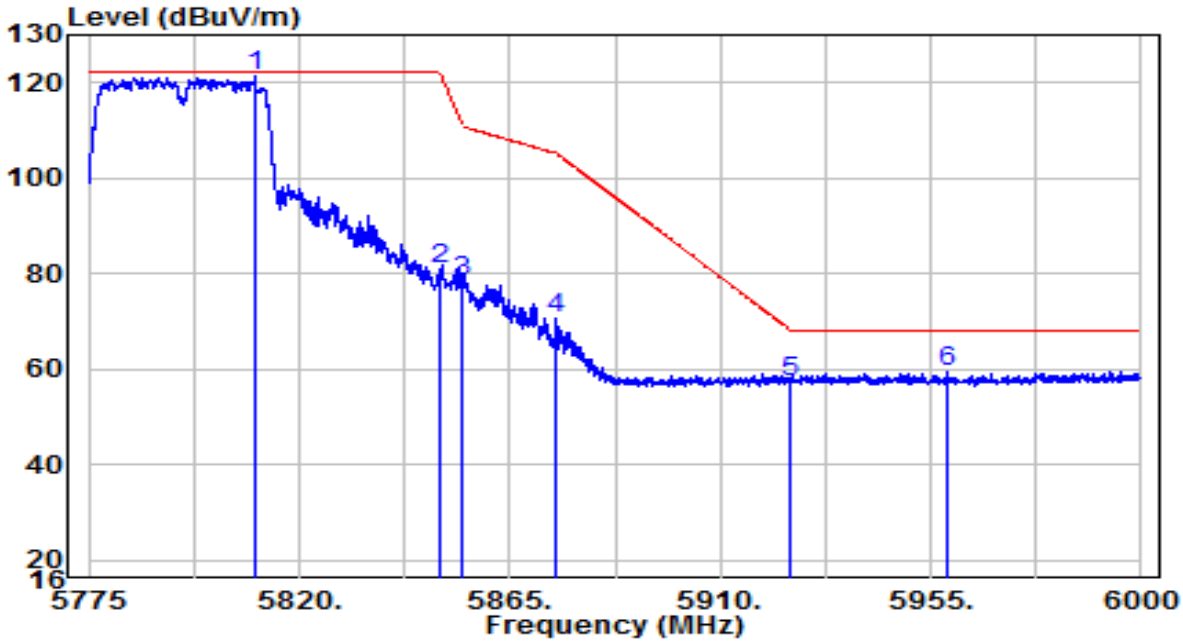

No		Frequency (MHz)	Reading (dBuV)	C.F (dB)	Measurement (dBuV/m)	Margin (dB)	Limit (dBuV/m)	Remark (QP/PK/AV)
1	*	5810.438	99.98	21.28	121.26	N/A	N/A	Peak
2		5850.000	59.51	21.40	80.92	-41.28	122.20	Peak
3		5855.000	56.94	21.42	78.36	-32.44	110.80	Peak
4		5875.000	49.18	21.49	70.66	-34.54	105.20	Peak
5		5925.000	35.79	21.65	57.43	-10.77	68.20	Peak
6		5958.600	37.67	21.76	59.43	-8.77	68.20	Peak

Note:

1. " *", means this data is the worst emission level.
2. C.F (Correction Factor) = Antenna Factor (dB)+ Cable Loss (dB)+ 16dB Attenuation (dB)– Preamplifier(dB).
3. Measurement(dBuV/m) = Reading(dBuV) + C.F (Correction Factor).
4.The emission levels of other frequencies are very lower than the limit and not show in test report.

EUT	AX11000 Tri-Band Wi-Fi 6 Gaming Router	Date of Test	2021-05-25
Factor	BBHA 9120D (1GHz~18GHz)	Temp. / Humidity	25.2°C/40%
Polarity	Horizontal	Site / Test Engineer	AC1 / Jay
Test Mode	Transmit by 802.11ax-HE80 at Channel 5210MHz	Test Voltage	AC 120V/60Hz

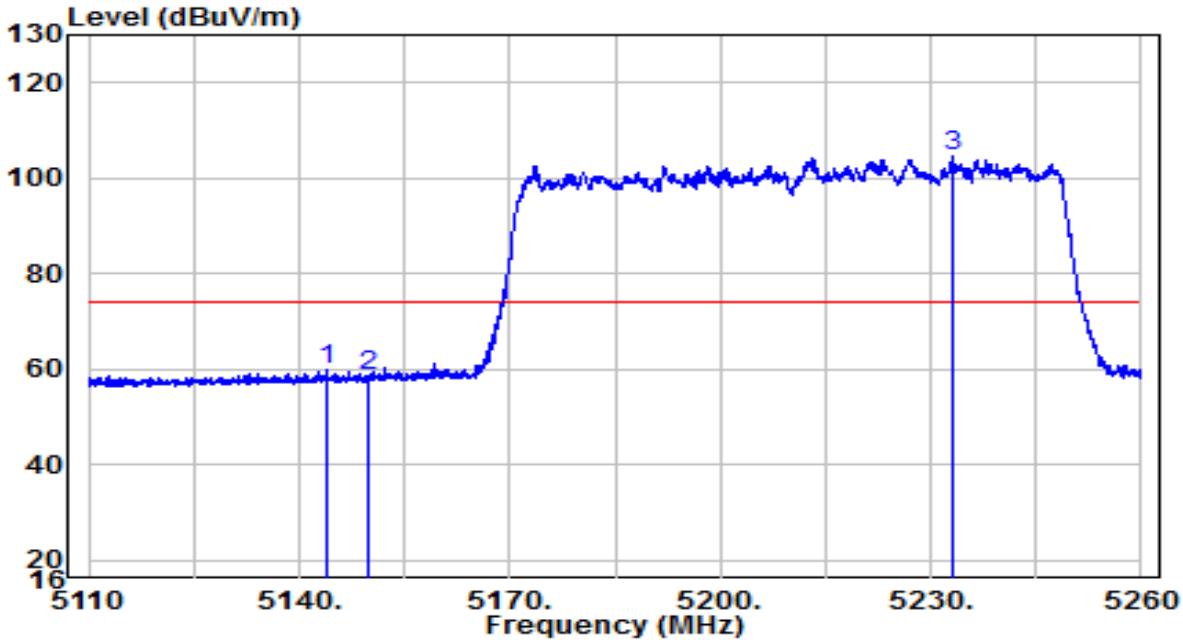

No		Frequency (MHz)	Reading (dBuV)	C.F (dB)	Measurement (dBuV/m)	Margin (dB)	Limit (dBuV/m)	Remark (QP/PK/AV)
1		5143.825	40.14	19.90	60.04	-13.96	74.00	Peak
2		5150.000	38.59	19.91	58.50	-15.50	74.00	Peak
3	*	5233.075	84.66	19.99	104.65	N/A	N/A	Peak

Note:

1. " *", means this data is the worst emission level.
2. C.F (Correction Factor) = Antenna Factor (dB)+ Cable Loss (dB)+ 16dB Attenuation (dB)– Preamplifier(dB).
3. Measurement(dBuV/m) = Reading(dBuV) + C.F (Correction Factor).
4.The emission levels of other frequencies are very lower than the limit and not show in test report.

EUT	AX11000 Tri-Band Wi-Fi 6 Gaming Router	Date of Test	2021-05-25
Factor	BBHA 9120D (1GHz~18GHz)	Temp. / Humidity	25.2°C/40%
Polarity	Horizontal	Site / Test Engineer	AC1 / Jay
Test Mode	Transmit by 802.11ax-HE80 at Channel 5210MHz	Test Voltage	AC 120V/60Hz

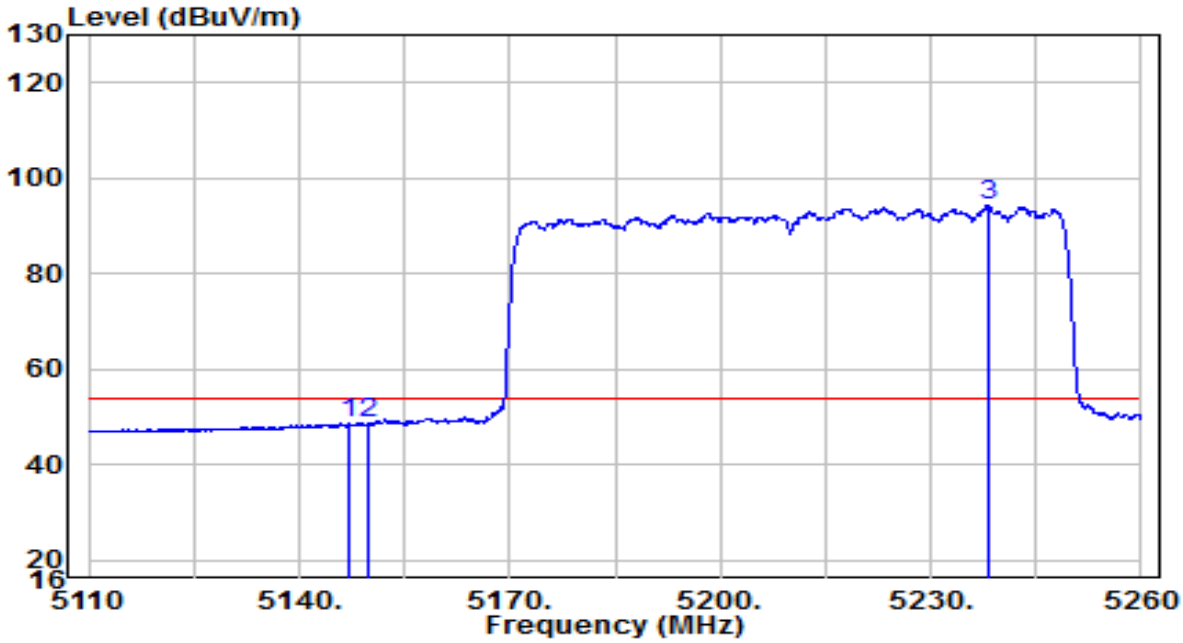

No		Frequency (MHz)	Reading (dBuV)	C.F (dB)	Measurement (dBuV/m)	Margin (dB)	Limit (dBuV/m)	Remark (QP/PK/AV)
1		5147.275	28.78	19.90	48.69	-5.31	54.00	Peak
2		5150.000	28.60	19.91	48.50	-5.50	54.00	Peak
3	*	5238.100	74.23	20.00	94.23	N/A	N/A	Peak

Note:

1. " *", means this data is the worst emission level.
2. C.F (Correction Factor) = Antenna Factor (dB)+ Cable Loss (dB)+ 16dB Attenuation (dB)– Preamplifier(dB).
3. Measurement(dBuV/m) = Reading(dBuV) + C.F (Correction Factor).
4.The emission levels of other frequencies are very lower than the limit and not show in test report.

EUT	AX11000 Tri-Band Wi-Fi 6 Gaming Router	Date of Test	2021-05-25
Factor	BBHA 9120D (1GHz~18GHz)	Temp. / Humidity	25.2°C/40%
Polarity	Vertical	Site / Test Engineer	AC1 / Jay
Test Mode	Transmit by 802.11ax-HE80 at Channel 5210MHz	Test Voltage	AC 120V/60Hz

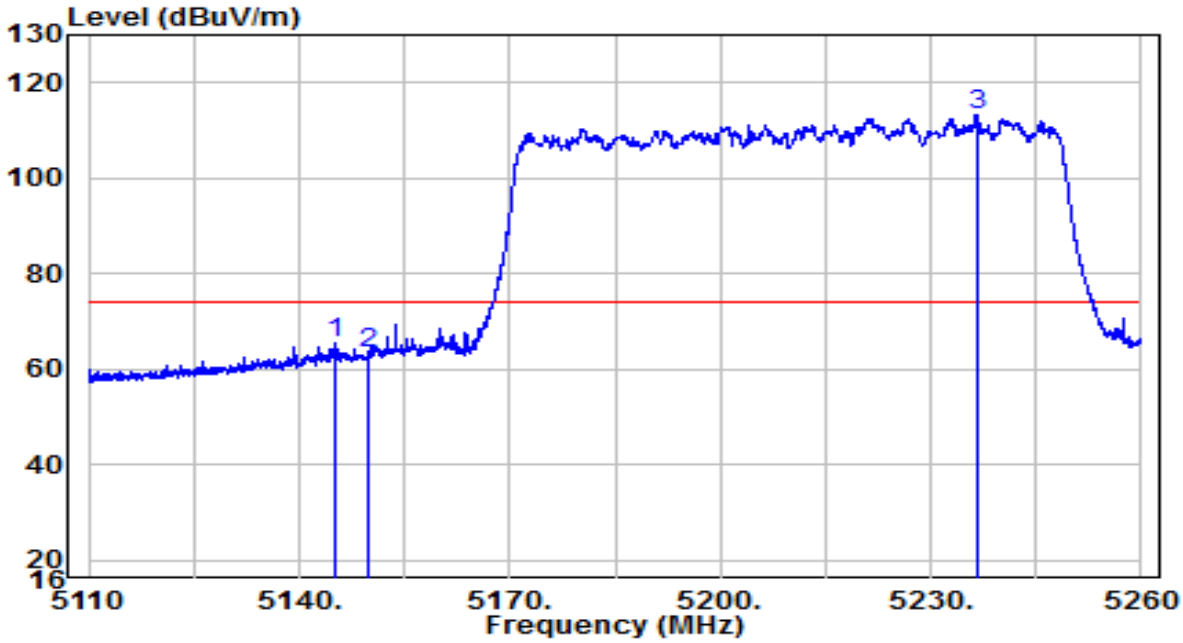

No		Frequency (MHz)	Reading (dBuV)	C.F (dB)	Measurement (dBuV/m)	Margin (dB)	Limit (dBuV/m)	Remark (QP/PK/AV)
1		5144.950	45.77	19.90	65.68	-8.32	74.00	Peak
2		5150.000	43.21	19.91	63.12	-10.88	74.00	Peak
3	*	5236.600	93.20	20.00	113.19	N/A	N/A	Peak

Note:

1. " *", means this data is the worst emission level.
2. C.F (Correction Factor) = Antenna Factor (dB)+ Cable Loss (dB)+ 16dB Attenuation (dB)– Preamplifier(dB).
3. Measurement(dBuV/m) = Reading(dBuV) + C.F (Correction Factor).
4.The emission levels of other frequencies are very lower than the limit and not show in test report.

EUT	AX11000 Tri-Band Wi-Fi 6 Gaming Router	Date of Test	2021-05-25
Factor	BBHA 9120D (1GHz~18GHz)	Temp. / Humidity	25.2°C/40%
Polarity	Vertical	Site / Test Engineer	AC1 / Jay
Test Mode	Transmit by 802.11ax-HE80 at Channel 5210MHz	Test Voltage	AC 120V/60Hz

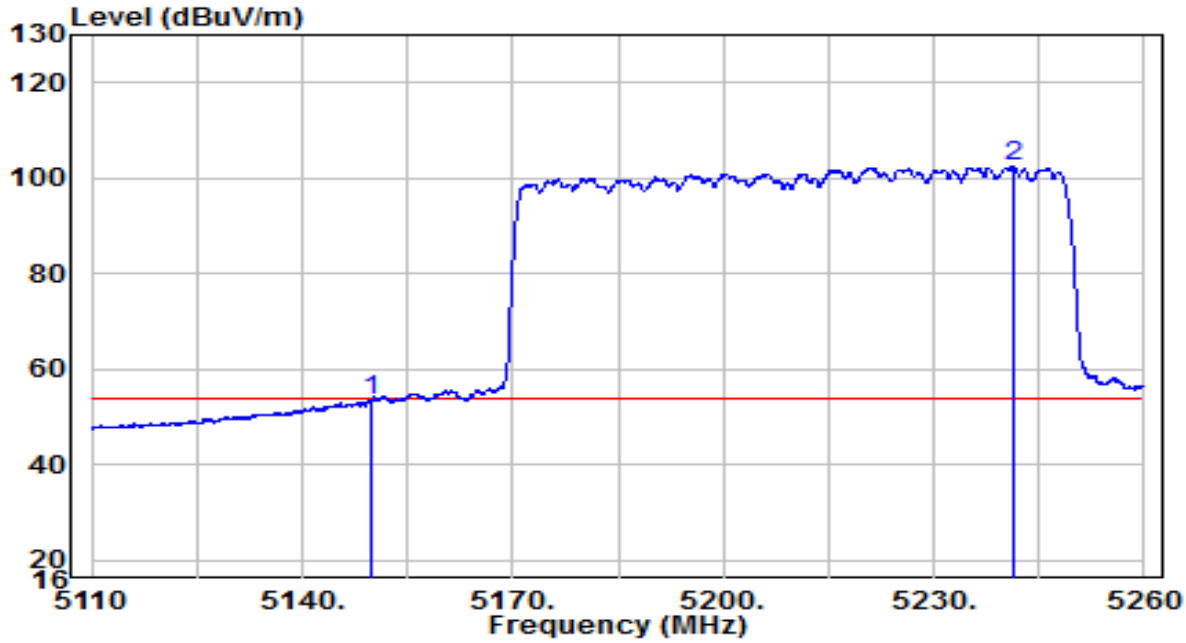

No		Frequency (MHz)	Reading (dBuV)	C.F (dB)	Measurement (dBuV/m)	Margin (dB)	Limit (dBuV/m)	Remark (QP/PK/AV)
1		5150.000	33.59	19.91	53.50	-0.50	54.00	Peak
2	*	5241.250	82.33	20.00	102.33	N/A	N/A	Peak

Note:

1. " *", means this data is the worst emission level.
2. C.F (Correction Factor) = Antenna Factor (dB)+ Cable Loss (dB)+ 16dB Attenuation (dB)– Preamplifier(dB).
3. Measurement(dBuV/m) = Reading(dBuV) + C.F (Correction Factor).
4.The emission levels of other frequencies are very lower than the limit and not show in test report.

EUT	AX11000 Tri-Band Wi-Fi 6 Gaming Router	Date of Test	2021-05-25
Factor	BBHA 9120D (1GHz~18GHz)	Temp. / Humidity	25.2°C/40%
Polarity	Horizontal	Site / Test Engineer	AC1 / Jay
Test Mode	Transmit by 802.11ax-HE80 at Channel 5290MHz	Test Voltage	AC 120V/60Hz

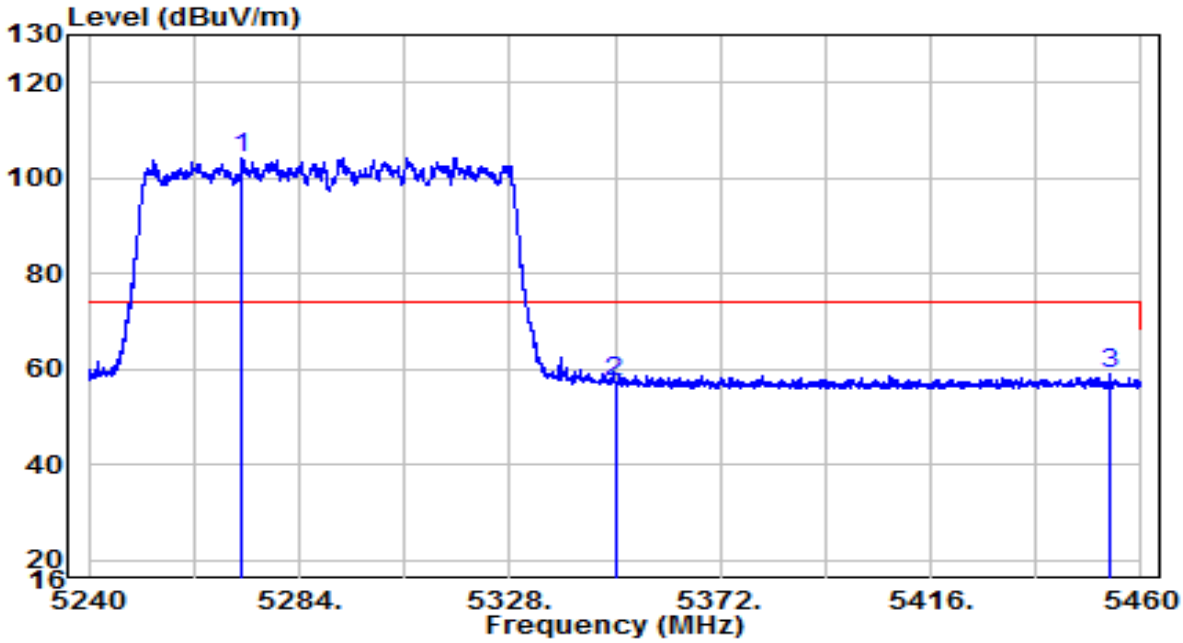

No		Frequency (MHz)	Reading (dBuV)	C.F (dB)	Measurement (dBuV/m)	Margin (dB)	Limit (dBuV/m)	Remark (QP/PK/AV)
1	*	5272.010	84.32	20.03	104.35	N/A	N/A	Peak
2		5350.000	37.14	20.11	57.25	-16.75	74.00	Peak
3		5453.510	38.60	20.22	58.82	-15.18	74.00	Peak

Note:

1. " *", means this data is the worst emission level.
2. C.F (Correction Factor) = Antenna Factor (dB)+ Cable Loss (dB)+ 16dB Attenuation (dB)– Preamplifier(dB).
3. Measurement(dBuV/m) = Reading(dBuV) + C.F (Correction Factor).
4.The emission levels of other frequencies are very lower than the limit and not show in test report.

EUT	AX11000 Tri-Band Wi-Fi 6 Gaming Router	Date of Test	2021-05-25
Factor	BBHA 9120D (1GHz~18GHz)	Temp. / Humidity	25.2°C/40%
Polarity	Horizontal	Site / Test Engineer	AC1 / Jay
Test Mode	Transmit by 802.11ax-HE80 at Channel 5290MHz	Test Voltage	AC 120V/60Hz

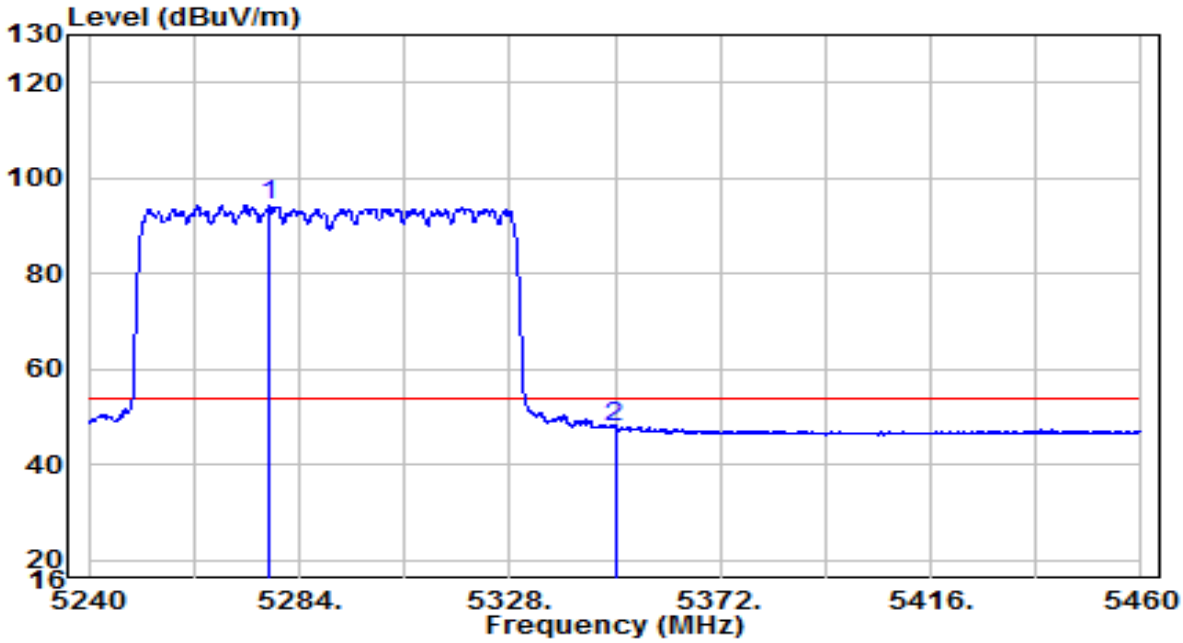

No		Frequency (MHz)	Reading (dBuV)	C.F (dB)	Measurement (dBuV/m)	Margin (dB)	Limit (dBuV/m)	Remark (QP/PK/AV)
1	*	5277.730	74.43	20.04	94.47	N/A	N/A	Peak
2		5350.000	27.76	20.11	47.88	-6.12	54.00	Peak

Note:

1. " *", means this data is the worst emission level.
2. C.F (Correction Factor) = Antenna Factor (dB)+ Cable Loss (dB)+ 16dB Attenuation (dB)– Preamplifier(dB).
3. Measurement(dBuV/m) = Reading(dBuV) + C.F (Correction Factor).
4.The emission levels of other frequencies are very lower than the limit and not show in test report.

EUT	AX11000 Tri-Band Wi-Fi 6 Gaming Router	Date of Test	2021-05-25
Factor	BBHA 9120D (1GHz~18GHz)	Temp. / Humidity	25.2°C/40%
Polarity	Vertical	Site / Test Engineer	AC1 / Jay
Test Mode	Transmit by 802.11ax-HE80 at Channel 5290MHz	Test Voltage	AC 120V/60Hz

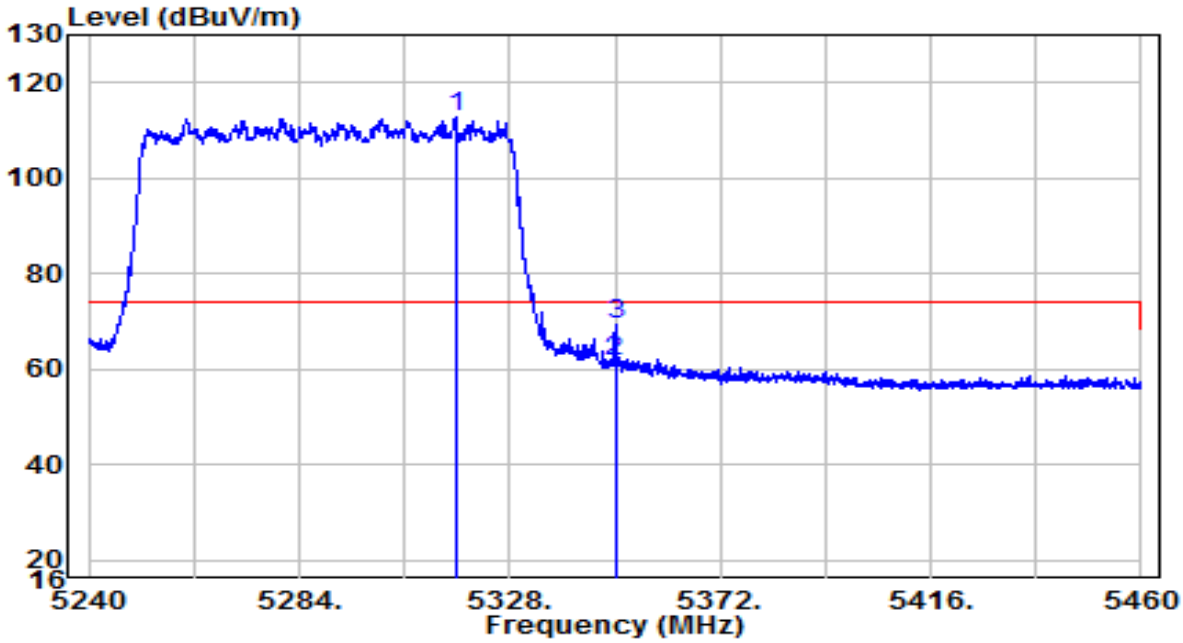

No		Frequency (MHz)	Reading (dBuV)	C.F (dB)	Measurement (dBuV/m)	Margin (dB)	Limit (dBuV/m)	Remark (QP/PK/AV)
1	*	5316.670	92.72	20.08	112.80	N/A	N/A	Peak
2		5350.000	41.68	20.11	61.79	-12.21	74.00	Peak
3		5350.220	49.02	20.11	69.14	-4.86	74.00	Peak

Note:

1. " *", means this data is the worst emission level.
2. C.F (Correction Factor) = Antenna Factor (dB)+ Cable Loss (dB)+ 16dB Attenuation (dB)– Preamplifier(dB).
3. Measurement(dBuV/m) = Reading(dBuV) + C.F (Correction Factor).
4.The emission levels of other frequencies are very lower than the limit and not show in test report.

EUT	AX11000 Tri-Band Wi-Fi 6 Gaming Router	Date of Test	2021-05-25
Factor	BBHA 9120D (1GHz~18GHz)	Temp. / Humidity	25.2°C/40%
Polarity	Vertical	Site / Test Engineer	AC1 / Jay
Test Mode	Transmit by 802.11ax-HE80 at Channel 5290MHz	Test Voltage	AC 120V/60Hz

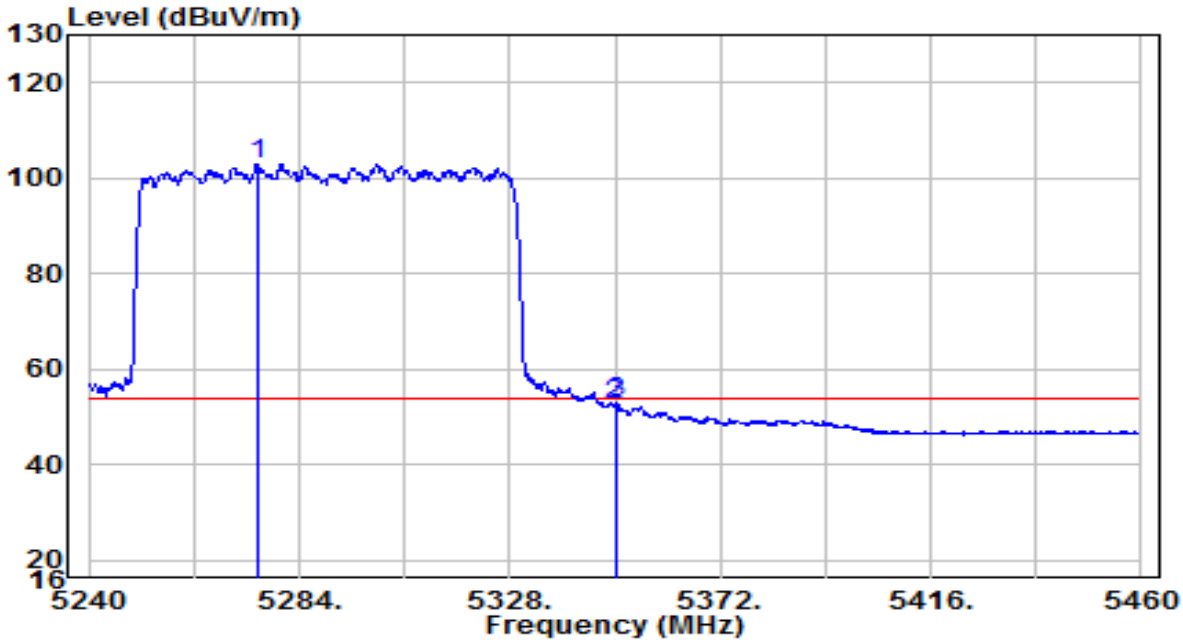

No		Frequency (MHz)	Reading (dBuV)	C.F (dB)	Measurement (dBuV/m)	Margin (dB)	Limit (dBuV/m)	Remark (QP/PK/AV)
1	*	5275.420	83.02	20.04	103.05	N/A	N/A	Peak
2		5350.000	32.59	20.11	52.70	-1.30	54.00	Peak
3		5350.110	32.95	20.11	53.06	-0.94	54.00	Peak

Note:

1. " *", means this data is the worst emission level.
2. C.F (Correction Factor) = Antenna Factor (dB)+ Cable Loss (dB)+ 16dB Attenuation (dB)– Preamplifier(dB).
3. Measurement(dBuV/m) = Reading(dBuV) + C.F (Correction Factor).
4.The emission levels of other frequencies are very lower than the limit and not show in test report.

EUT	AX11000 Tri-Band Wi-Fi 6 Gaming Router	Date of Test	2021-05-25
Factor	BBHA 9120D (1GHz~18GHz)	Temp. / Humidity	25.2°C/40%
Polarity	Horizontal	Site / Test Engineer	AC1 / Jay
Test Mode	Transmit by 802.11ax-HE80 at Channel 5530MHz	Test Voltage	AC 120V/60Hz

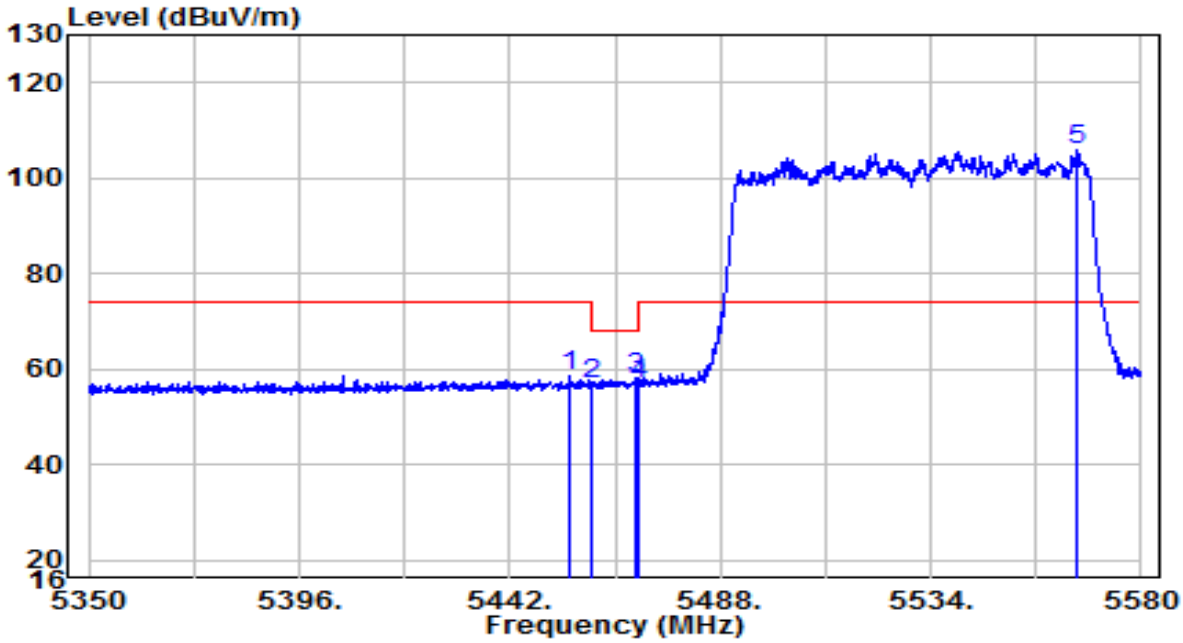

No		Frequency (MHz)	Reading (dBuV)	C.F (dB)	Measurement (dBuV/m)	Margin (dB)	Limit (dBuV/m)	Remark (QP/PK/AV)
1		5455.225	38.38	20.22	58.60	-15.40	74.00	Peak
2		5460.000	36.79	20.23	57.02	-11.18	68.20	Peak
3		5469.485	37.81	20.24	58.05	-10.15	68.20	Peak
4		5470.000	36.53	20.24	56.77	-11.43	68.20	Peak
5	*	5565.855	85.44	20.48	105.92	N/A	N/A	Peak

Note:

1. " *", means this data is the worst emission level.
2. C.F (Correction Factor) = Antenna Factor (dB)+ Cable Loss (dB)+ 16dB Attenuation (dB)– Preamplifier(dB).
3. Measurement(dBuV/m) = Reading(dBuV) + C.F (Correction Factor).
4.The emission levels of other frequencies are very lower than the limit and not show in test report.

EUT	AX11000 Tri-Band Wi-Fi 6 Gaming Router	Date of Test	2021-05-25
Factor	BBHA 9120D (1GHz~18GHz)	Temp. / Humidity	25.2°C/40%
Polarity	Horizontal	Site / Test Engineer	AC1 / Jay
Test Mode	Transmit by 802.11ax-HE80 at Channel 5530MHz	Test Voltage	AC 120V/60Hz

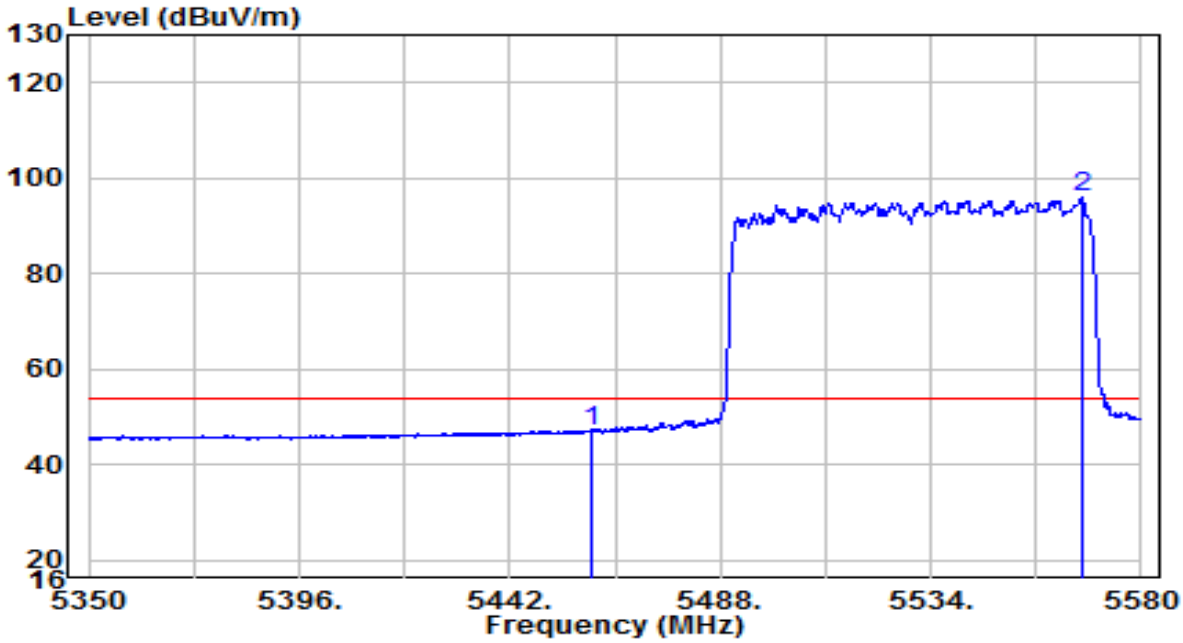

No		Frequency (MHz)	Reading (dBuV)	C.F (dB)	Measurement (dBuV/m)	Margin (dB)	Limit (dBuV/m)	Remark (QP/PK/AV)
1		5460.000	26.71	20.23	46.94	-7.06	54.00	Peak
2	*	5567.005	75.44	20.49	95.92	N/A	N/A	Peak

Note:

1. " *", means this data is the worst emission level.
2. C.F (Correction Factor) = Antenna Factor (dB)+ Cable Loss (dB)+ 16dB Attenuation (dB)– Preamplifier(dB).
3. Measurement(dBuV/m) = Reading(dBuV) + C.F (Correction Factor).
4.The emission levels of other frequencies are very lower than the limit and not show in test report.

EUT	AX11000 Tri-Band Wi-Fi 6 Gaming Router	Date of Test	2021-05-25
Factor	BBHA 9120D (1GHz~18GHz)	Temp. / Humidity	25.2°C/40%
Polarity	Vertical	Site / Test Engineer	AC1 / Jay
Test Mode	Transmit by 802.11ax-HE80 at Channel 5530MHz	Test Voltage	AC 120V/60Hz

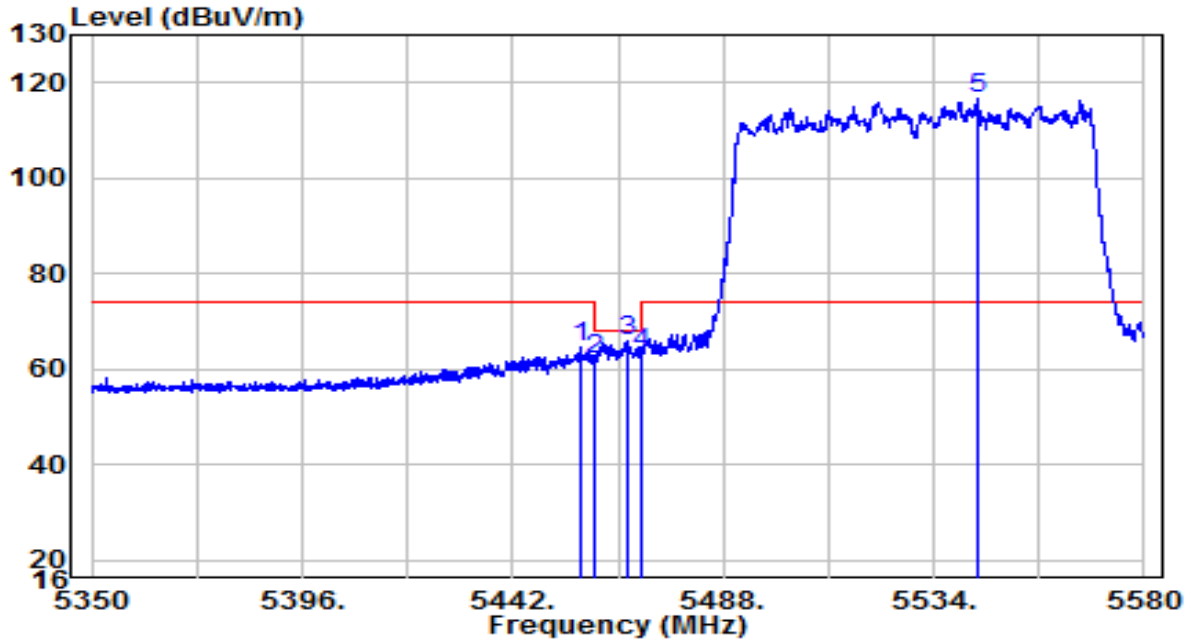

No		Frequency (MHz)	Reading (dBuV)	C.F (dB)	Measurement (dBuV/m)	Margin (dB)	Limit (dBuV/m)	Remark (QP/PK/AV)
1		5456.950	44.51	20.23	64.74	-9.26	74.00	Peak
2		5460.000	41.98	20.23	62.21	-5.99	68.20	Peak
3		5467.185	45.66	20.24	65.89	-2.31	68.20	Peak
4		5470.000	42.95	20.24	63.19	-5.01	68.20	Peak
5	*	5543.430	96.09	20.41	116.50	N/A	N/A	Peak

Note:

1. " *", means this data is the worst emission level.
2. C.F (Correction Factor) = Antenna Factor (dB)+ Cable Loss (dB)+ 16dB Attenuation (dB)– Preamplifier(dB).
3. Measurement(dBuV/m) = Reading(dBuV) + C.F (Correction Factor).
4.The emission levels of other frequencies are very lower than the limit and not show in test report.

EUT	AX11000 Tri-Band Wi-Fi 6 Gaming Router	Date of Test	2021-05-25
Factor	BBHA 9120D (1GHz~18GHz)	Temp. / Humidity	25.2°C/40%
Polarity	Vertical	Site / Test Engineer	AC1 / Jay
Test Mode	Transmit by 802.11ax-HE80 at Channel 5530MHz	Test Voltage	AC 120V/60Hz

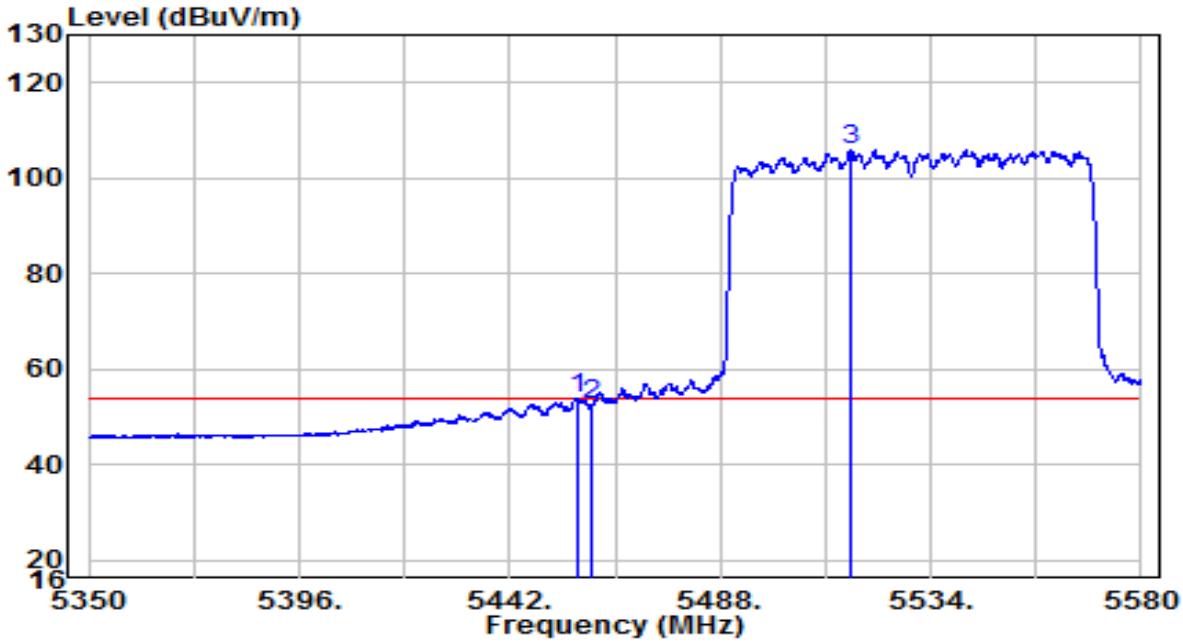

No		Frequency (MHz)	Reading (dBuV)	C.F (dB)	Measurement (dBuV/m)	Margin (dB)	Limit (dBuV/m)	Remark (QP/PK/AV)
1		5456.720	33.71	20.22	53.93	-0.07	54.00	Peak
2		5460.000	32.20	20.23	52.43	-1.57	54.00	Peak
3	*	5516.520	85.49	20.32	105.82	N/A	N/A	Peak

Note:

1. " *", means this data is the worst emission level.
2. C.F (Correction Factor) = Antenna Factor (dB)+ Cable Loss (dB)+ 16dB Attenuation (dB)– Preamplifier(dB).
3. Measurement(dBuV/m) = Reading(dBuV) + C.F (Correction Factor).
4.The emission levels of other frequencies are very lower than the limit and not show in test report.

EUT	AX11000 Tri-Band Wi-Fi 6 Gaming Router	Date of Test	2021-05-25
Factor	BBHA 9120D (1GHz~18GHz)	Temp. / Humidity	25.2°C/40%
Polarity	Horizontal	Site / Test Engineer	AC1 / Jay
Test Mode	Transmit by 802.11ax-HE80 at Channel 5610MHz	Test Voltage	AC 120V/60Hz

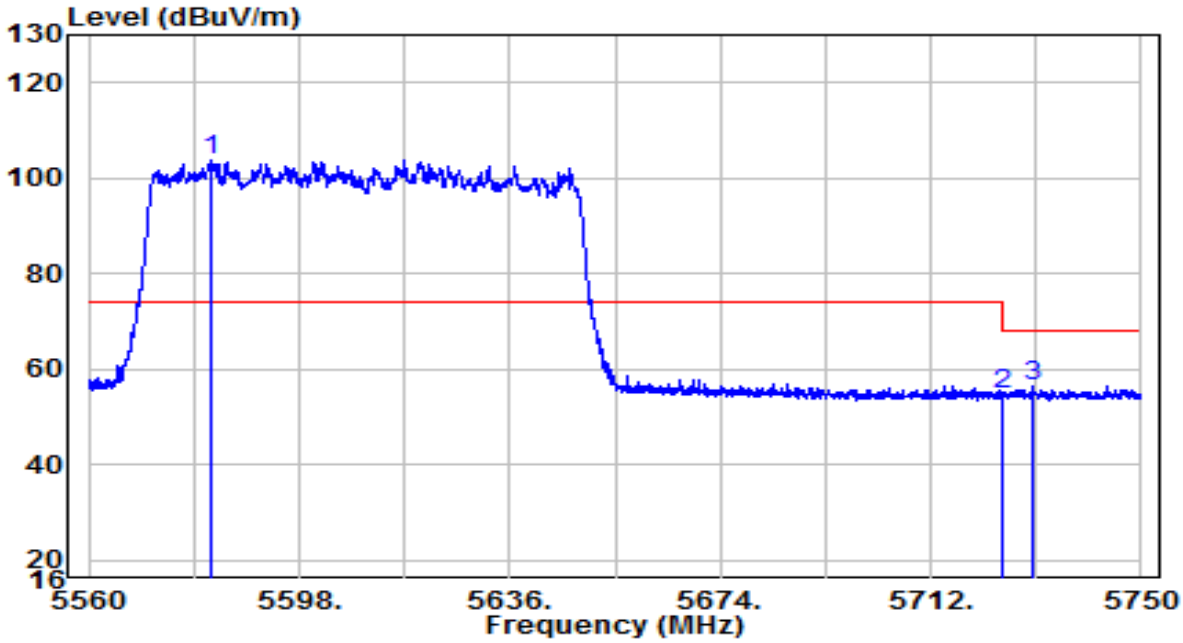

No		Frequency (MHz)	Reading (dBuV)	C.F (dB)	Measurement (dBuV/m)	Margin (dB)	Limit (dBuV/m)	Remark (QP/PK/AV)
1	*	5581.945	83.40	20.54	103.93	N/A	N/A	Peak
2		5725.000	33.68	21.00	54.68	-13.52	68.20	Peak
3		5730.525	35.57	21.02	56.59	-11.61	68.20	Peak

Note:

1. " *", means this data is the worst emission level.
2. C.F (Correction Factor) = Antenna Factor (dB)+ Cable Loss (dB)+ 16dB Attenuation (dB)– Preamplifier(dB).
3. Measurement(dBuV/m) = Reading(dBuV) + C.F (Correction Factor).
4.The emission levels of other frequencies are very lower than the limit and not show in test report.

EUT	AX11000 Tri-Band Wi-Fi 6 Gaming Router	Date of Test	2021-05-25
Factor	BBHA 9120D (1GHz~18GHz)	Temp. / Humidity	25.2°C/40%
Polarity	Vertical	Site / Test Engineer	AC1 / Jay
Test Mode	Transmit by 802.11ax-HE80 at Channel 5610MHz	Test Voltage	AC 120V/60Hz

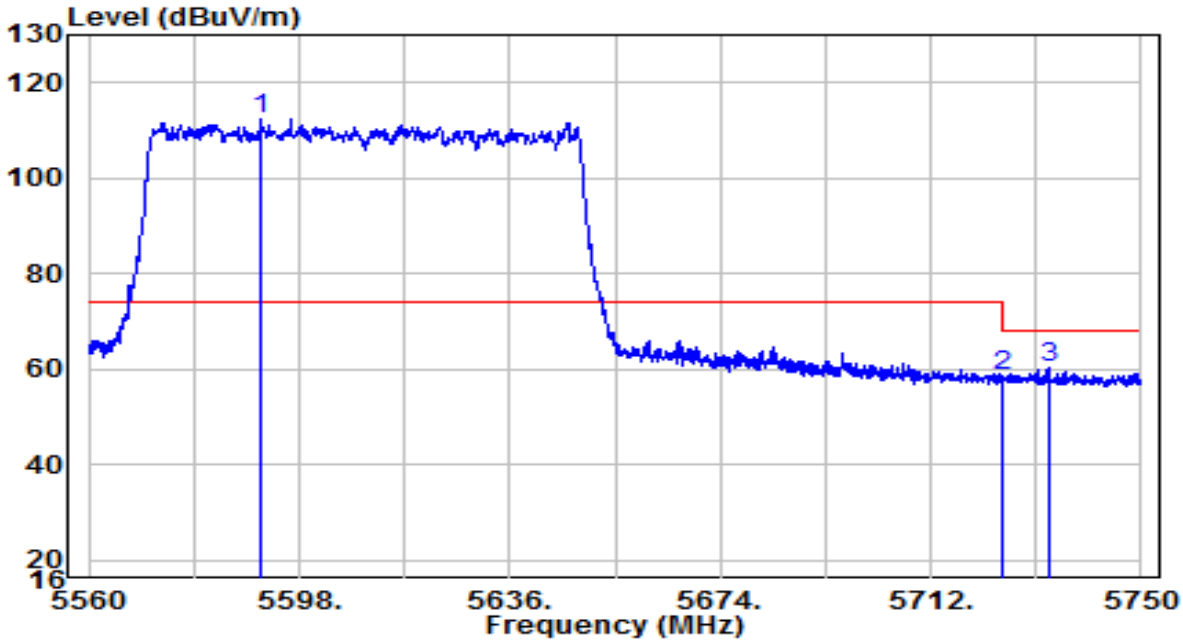

No		Frequency (MHz)	Reading (dBuV)	C.F (dB)	Measurement (dBuV/m)	Margin (dB)	Limit (dBuV/m)	Remark (QP/PK/AV)
1	*	5591.065	91.86	20.57	112.43	N/A	N/A	Peak
2		5725.000	37.69	21.00	58.69	-9.51	68.20	Peak
3		5733.375	39.42	21.03	60.45	-7.75	68.20	Peak

Note:

1. " *", means this data is the worst emission level.
2. C.F (Correction Factor) = Antenna Factor (dB)+ Cable Loss (dB)+ 16dB Attenuation (dB)– Preamplifier(dB).
3. Measurement(dBuV/m) = Reading(dBuV) + C.F (Correction Factor).
4.The emission levels of other frequencies are very lower than the limit and not show in test report.

EUT	AX11000 Tri-Band Wi-Fi 6 Gaming Router	Date of Test	2021-05-25
Factor	BBHA 9120D (1GHz~18GHz)	Temp. / Humidity	25.2°C/40%
Polarity	Horizontal	Site / Test Engineer	AC1 / Jay
Test Mode	Transmit by 802.11ax-HE80 at Channel 5775MHz	Test Voltage	AC 120V/60Hz

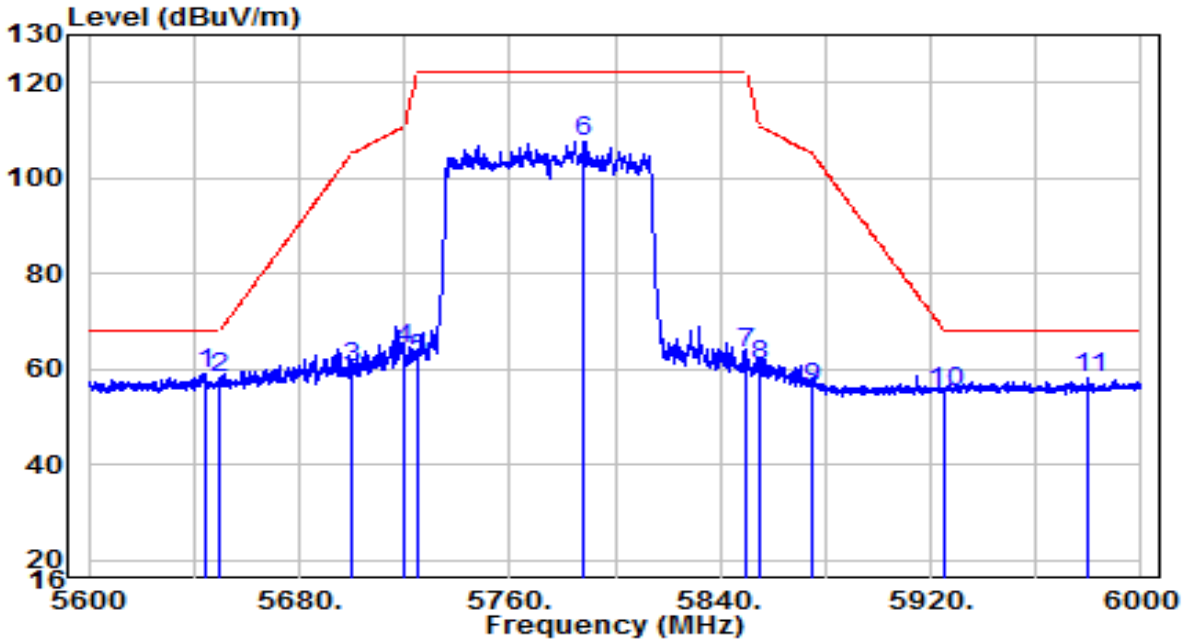

No		Frequency (MHz)	Reading (dBuV)	C.F (dB)	Measurement (dBuV/m)	Margin (dB)	Limit (dBuV/m)	Remark (QP/PK/AV)
1	*	5644.000	38.40	20.74	59.14	-9.06	68.20	Peak
2		5650.000	37.27	20.76	58.02	-10.18	68.20	Peak
3		5700.000	39.59	20.92	60.50	-44.70	105.20	Peak
4		5720.000	43.10	20.98	64.08	-46.72	110.80	Peak
5		5725.000	41.23	21.00	62.23	-59.97	122.20	Peak
6		5788.200	86.28	21.20	107.48	N/A	N/A	Peak
7		5850.000	42.06	21.40	63.47	-58.73	122.20	Peak
8		5855.000	39.13	21.42	60.55	-50.25	110.80	Peak
9		5875.000	34.61	21.49	56.10	-49.10	105.20	Peak
10		5925.000	33.54	21.65	55.18	-13.02	68.20	Peak
11		5980.200	36.13	21.83	57.96	-10.24	68.20	Peak

Note:

1. " *", means this data is the worst emission level.

2. C.F (Correction Factor) = Antenna Factor (dB)+ Cable Loss (dB)+ 16dB Attenuation (dB)– Preamplifier(dB).

3. Measurement(dBuV/m) = Reading(dBuV) + C.F (Correction Factor).

4.The emission levels of other frequencies are very lower than the limit and not show in test report.

EUT	AX11000 Tri-Band Wi-Fi 6 Gaming Router	Date of Test	2021-05-25
Factor	BBHA 9120D (1GHz~18GHz)	Temp. / Humidity	25.2°C/40%
Polarity	Vertical	Site / Test Engineer	AC1 / Jay
Test Mode	Transmit by 802.11ax-HE80 at Channel 5775MHz	Test Voltage	AC 120V/60Hz

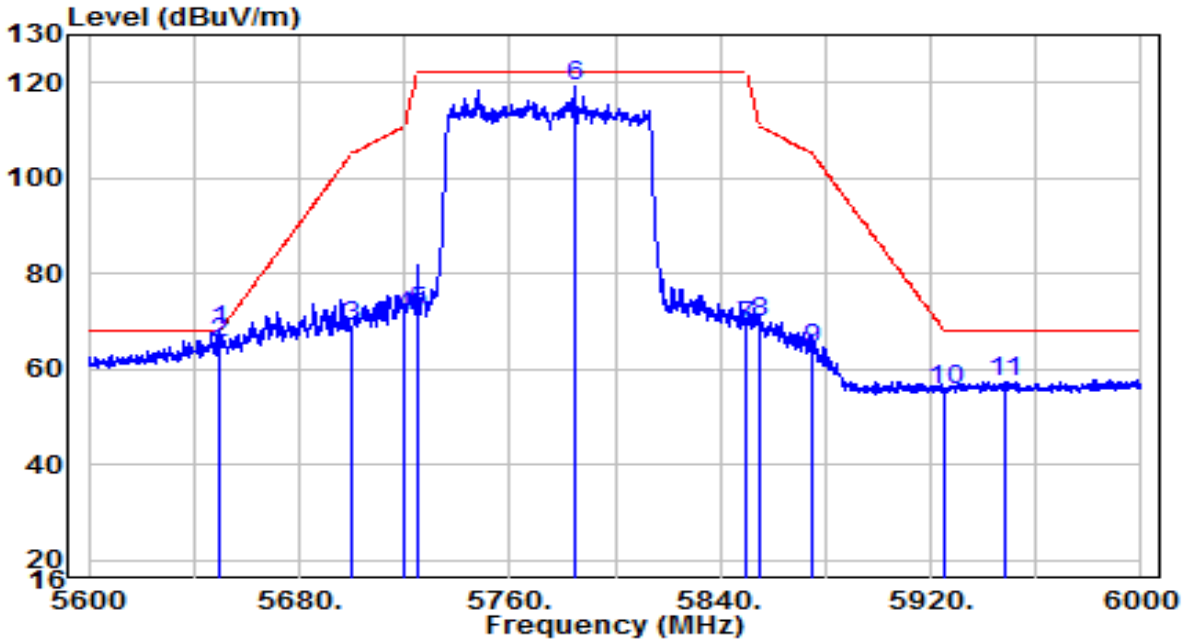

No		Frequency (MHz)	Reading (dBuV)	C.F (dB)	Measurement (dBuV/m)	Margin (dB)	Limit (dBuV/m)	Remark (QP/PK/AV)
1	*	5649.200	47.15	20.75	67.90	-0.30	68.20	Peak
2		5650.000	44.70	20.76	65.46	-2.74	68.20	Peak
3		5700.000	47.87	20.92	68.78	-36.42	105.20	Peak
4		5720.000	50.00	20.98	70.99	-39.81	110.80	Peak
5		5725.000	50.97	21.00	71.97	-50.23	122.20	Peak
6		5784.800	97.88	21.19	119.08	N/A	N/A	Peak
7		5850.000	47.33	21.40	68.74	-53.46	122.20	Peak
8		5855.000	48.47	21.42	69.89	-40.91	110.80	Peak
9		5875.000	42.52	21.49	64.01	-41.19	105.20	Peak
10		5925.000	34.11	21.65	55.76	-12.44	68.20	Peak
11		5948.200	35.73	21.72	57.46	-10.74	68.20	Peak

Note:

1. " *", means this data is the worst emission level.

2. C.F (Correction Factor) = Antenna Factor (dB)+ Cable Loss (dB)+ 16dB Attenuation (dB)– Preamplifier(dB).

3. Measurement(dBuV/m) = Reading(dBuV) + C.F (Correction Factor).

4.The emission levels of other frequencies are very lower than the limit and not show in test report.

EUT	AX11000 Tri-Band Wi-Fi 6 Gaming Router	Date of Test	2021-05-25
Factor	BBHA 9120D (1GHz~18GHz)	Temp. / Humidity	25.2°C/40%
Polarity	Horizontal	Site / Test Engineer	AC1 / Jay
Test Mode	Transmit by 802.11ax-HE160 at Channel 5250MHz	Test Voltage	AC 120V/60Hz

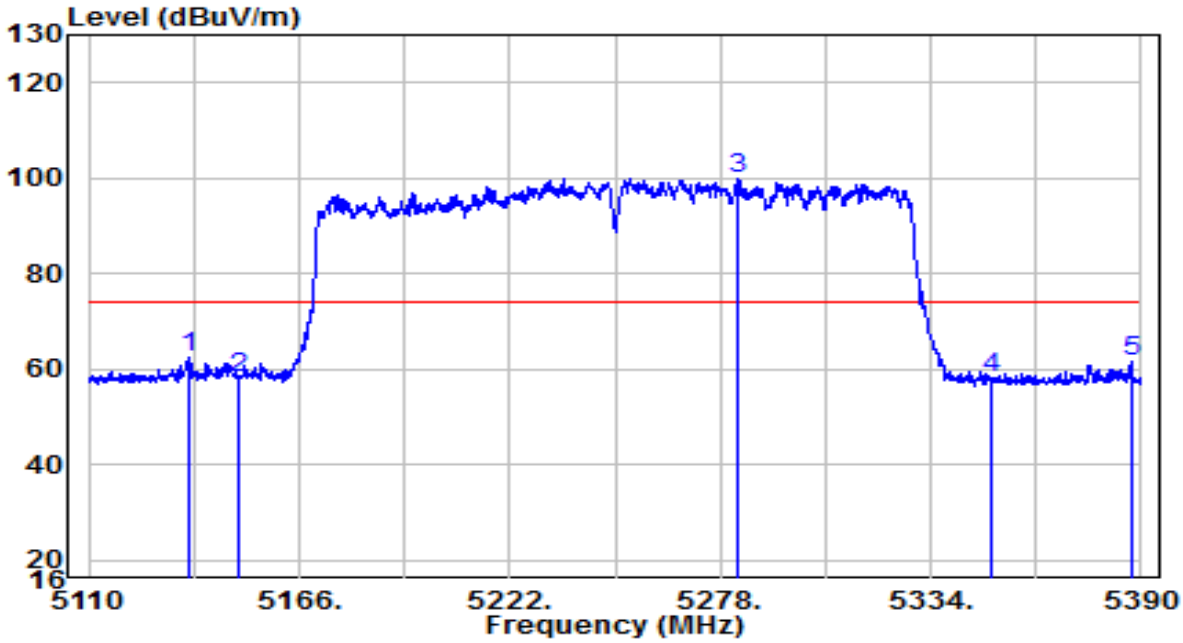

No		Frequency (MHz)	Reading (dBuV)	C.F (dB)	Measurement (dBuV/m)	Margin (dB)	Limit (dBuV/m)	Remark (QP/PK/AV)
1		5137.020	42.44	19.89	62.33	-11.67	74.00	Peak
2		5150.000	38.08	19.91	57.98	-16.02	74.00	Peak
3	*	5282.760	79.97	20.04	100.02	N/A	N/A	Peak
4		5350.000	37.89	20.11	58.00	-16.00	74.00	Peak
5		5387.620	41.26	20.15	61.41	-12.59	74.00	Peak

Note:

1. " *", means this data is the worst emission level.
2. C.F (Correction Factor) = Antenna Factor (dB)+ Cable Loss (dB)+ 16dB Attenuation (dB)– Preamplifier(dB).
3. Measurement(dBuV/m) = Reading(dBuV) + C.F (Correction Factor).
4.The emission levels of other frequencies are very lower than the limit and not show in test report.

EUT	AX11000 Tri-Band Wi-Fi 6 Gaming Router	Date of Test	2021-05-25
Factor	BBHA 9120D (1GHz~18GHz)	Temp. / Humidity	25.2°C/40%
Polarity	Horizontal	Site / Test Engineer	AC1 / Jay
Test Mode	Transmit by 802.11ax-HE160 at Channel 5250MHz	Test Voltage	AC 120V/60Hz

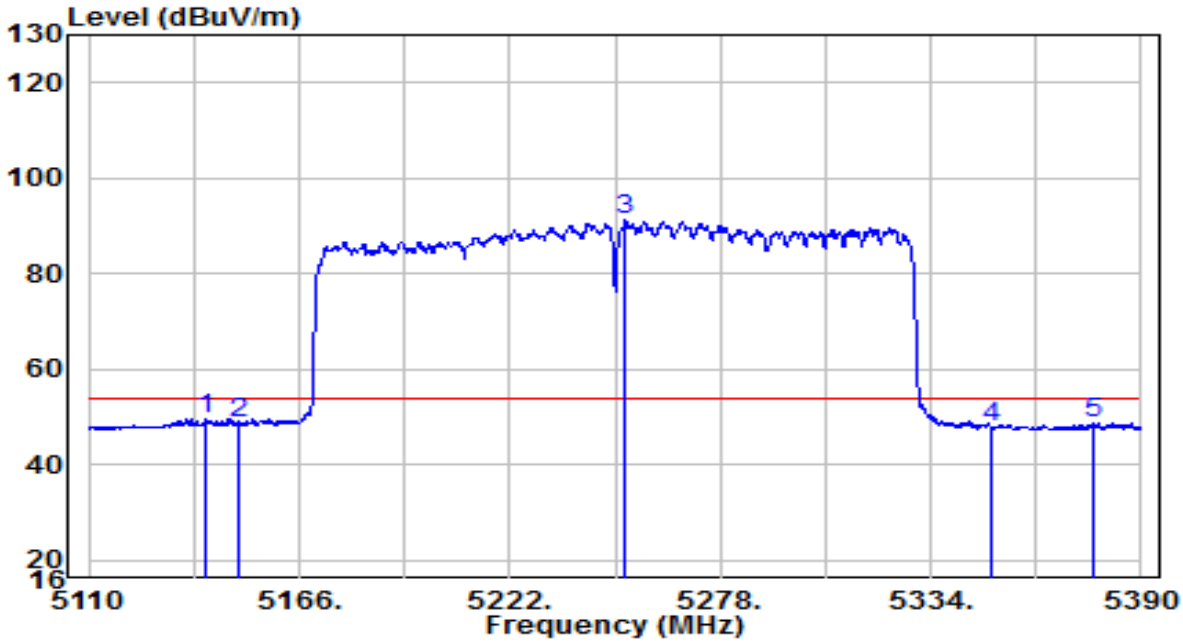

No		Frequency (MHz)	Reading (dBuV)	C.F (dB)	Measurement (dBuV/m)	Margin (dB)	Limit (dBuV/m)	Remark (QP/PK/AV)
1		5140.940	29.63	19.90	49.53	-4.47	54.00	Peak
2		5150.000	28.98	19.91	48.88	-5.12	54.00	Peak
3	*	5252.800	71.07	20.01	91.08	N/A	N/A	Peak
4		5350.000	27.84	20.11	47.96	-6.04	54.00	Peak
5		5376.980	28.68	20.14	48.83	-5.17	54.00	Peak

Note:

1. " *", means this data is the worst emission level.
2. C.F (Correction Factor) = Antenna Factor (dB)+ Cable Loss (dB)+ 16dB Attenuation (dB)– Preamplifier(dB).
3. Measurement(dBuV/m) = Reading(dBuV) + C.F (Correction Factor).
4.The emission levels of other frequencies are very lower than the limit and not show in test report.

EUT	AX11000 Tri-Band Wi-Fi 6 Gaming Router	Date of Test	2021-05-25
Factor	BBHA 9120D (1GHz~18GHz)	Temp. / Humidity	25.2°C/40%
Polarity	Vertical	Site / Test Engineer	AC1 / Jay
Test Mode	Transmit by 802.11ax-HE160 at Channel 5250MHz	Test Voltage	AC 120V/60Hz

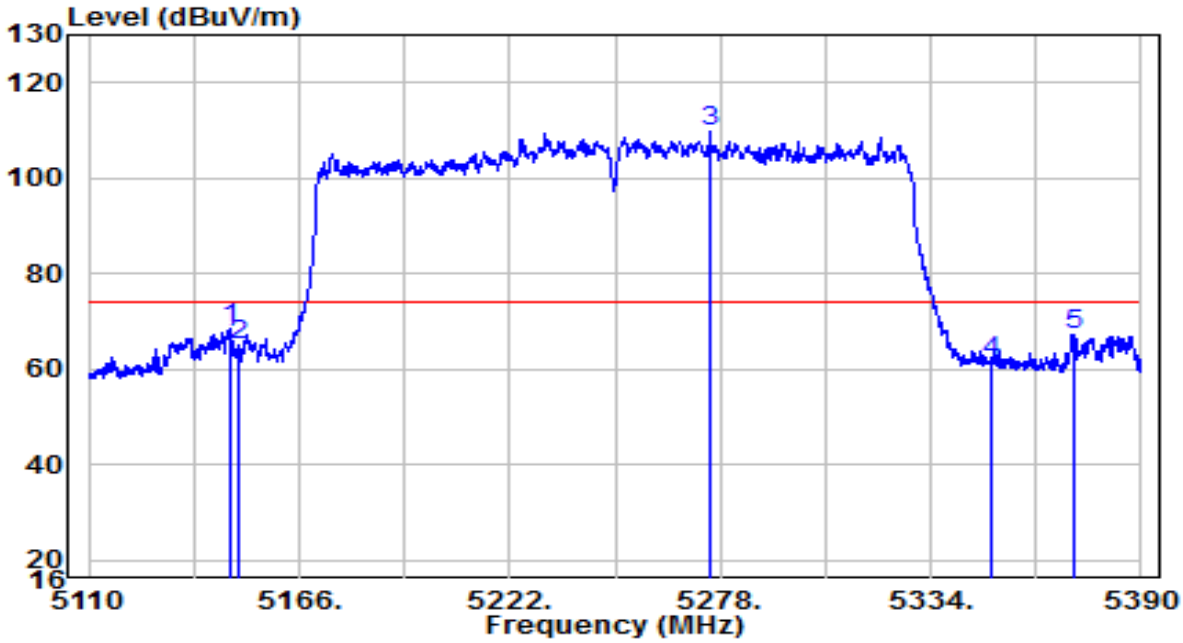

No		Frequency (MHz)	Reading (dBuV)	C.F (dB)	Measurement (dBuV/m)	Margin (dB)	Limit (dBuV/m)	Remark (QP/PK/AV)
1		5147.380	48.58	19.90	68.48	-5.52	74.00	Peak
2		5150.000	45.13	19.91	65.04	-8.96	74.00	Peak
3	*	5275.200	89.53	20.04	109.57	N/A	N/A	Peak
4		5350.000	41.51	20.11	61.62	-12.38	74.00	Peak
5		5371.800	47.24	20.14	67.38	-6.62	74.00	Peak

Note:

1. " *", means this data is the worst emission level.
2. C.F (Correction Factor) = Antenna Factor (dB)+ Cable Loss (dB)+ 16dB Attenuation (dB)– Preamplifier(dB).
3. Measurement(dBuV/m) = Reading(dBuV) + C.F (Correction Factor).
4.The emission levels of other frequencies are very lower than the limit and not show in test report.

EUT	AX11000 Tri-Band Wi-Fi 6 Gaming Router	Date of Test	2021-06-04
Factor	BBHA 9120D (1GHz~18GHz)	Temp. / Humidity	25.2°C/40%
Polarity	Vertical	Site / Test Engineer	AC1 / Jay
Test Mode	Transmit by 802.11ax-HE160 at Channel 5250MHz	Test Voltage	AC 120V/60Hz

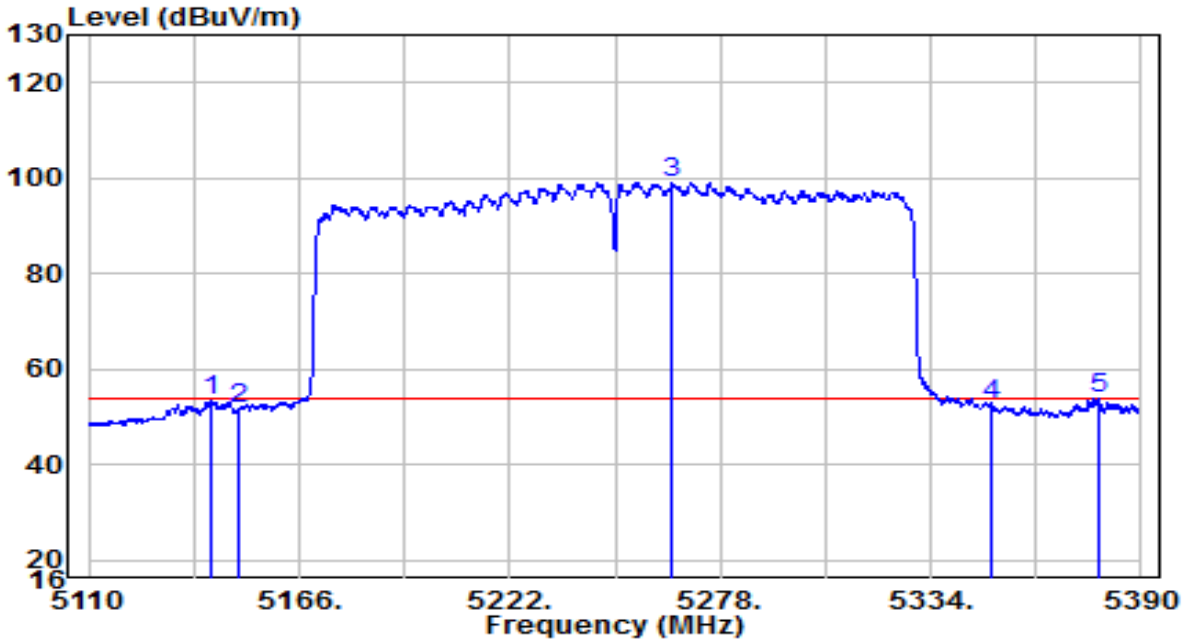

No		Frequency (MHz)	Reading (dBuV)	C.F (dB)	Measurement (dBuV/m)	Margin (dB)	Limit (dBuV/m)	Remark (QP/PK/AV)
1		5142.340	33.52	19.90	53.42	-0.58	54.00	Peak
2		5150.000	31.83	19.91	51.74	-2.26	54.00	Peak
3	*	5265.260	78.90	20.03	98.92	N/A	N/A	Peak
4		5350.000	32.44	20.11	52.55	-1.45	54.00	Peak
5		5378.660	33.76	20.14	53.91	-0.09	54.00	Peak

Note:

1. " *", means this data is the worst emission level.
2. C.F (Correction Factor) = Antenna Factor (dB)+ Cable Loss (dB)+ 16dB Attenuation (dB)– Preamplifier(dB).
3. Measurement(dBuV/m) = Reading(dBuV) + C.F (Correction Factor).
4.The emission levels of other frequencies are very lower than the limit and not show in test report.

EUT	AX11000 Tri-Band Wi-Fi 6 Gaming Router	Date of Test	2021-05-25
Factor	BBHA 9120D (1GHz~18GHz)	Temp. / Humidity	25.2°C/40%
Polarity	Horizontal	Site / Test Engineer	AC1 / Jay
Test Mode	Transmit by 802.11ax-HE160 at Channel 5570MHz	Test Voltage	AC 120V/60Hz

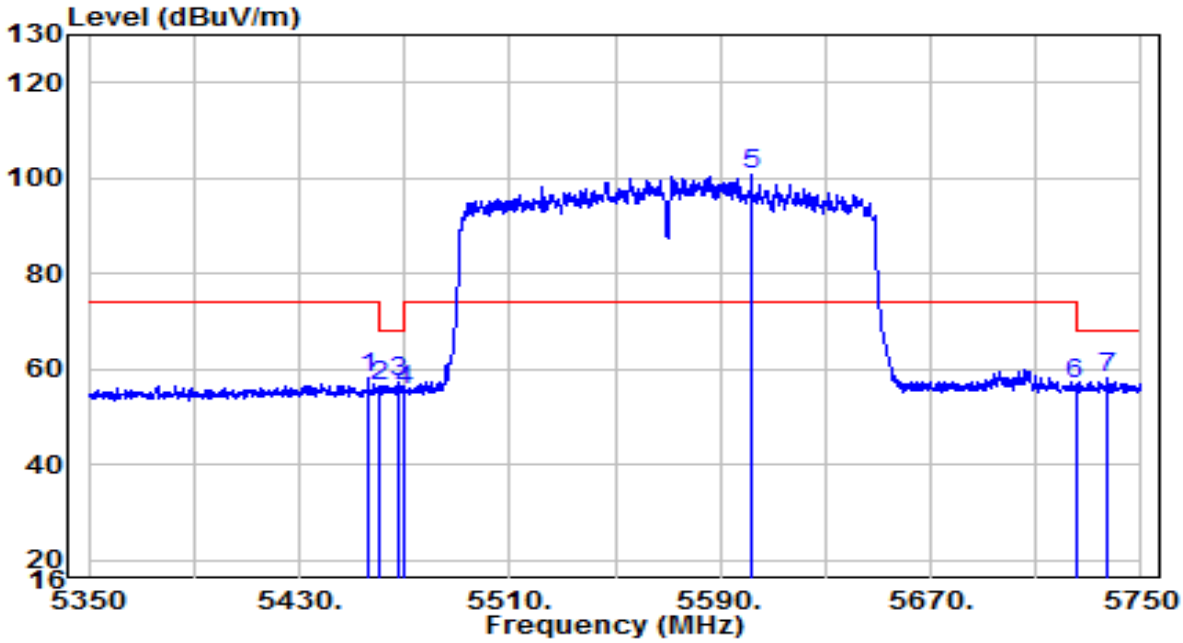

No		Frequency (MHz)	Reading (dBuV)	C.F (dB)	Measurement (dBuV/m)	Margin (dB)	Limit (dBuV/m)	Remark (QP/PK/AV)
1		5456.200	37.81	20.22	58.04	-15.96	74.00	Peak
2		5460.000	36.32	20.23	56.55	-11.65	68.20	Peak
3		5467.400	37.20	20.24	57.43	-10.77	68.20	Peak
4		5470.000	35.33	20.24	55.57	-12.63	68.20	Peak
5	*	5602.000	80.32	20.60	100.92	N/A	N/A	Peak
6		5725.000	35.72	21.00	56.72	-11.48	68.20	Peak
7		5737.000	37.20	21.04	58.24	-9.96	68.20	Peak

Note:

1. " *", means this data is the worst emission level.
2. C.F (Correction Factor) = Antenna Factor (dB)+ Cable Loss (dB)+ 16dB Attenuation (dB)– Preamplifier(dB).
3. Measurement(dBuV/m) = Reading(dBuV) + C.F (Correction Factor).
4.The emission levels of other frequencies are very lower than the limit and not show in test report.

EUT	AX11000 Tri-Band Wi-Fi 6 Gaming Router	Date of Test	2021-05-25
Factor	BBHA 9120D (1GHz~18GHz)	Temp. / Humidity	25.2°C/40%
Polarity	Horizontal	Site / Test Engineer	AC1 / Jay
Test Mode	Transmit by 802.11ax-HE160 at Channel 5570MHz	Test Voltage	AC 120V/60Hz

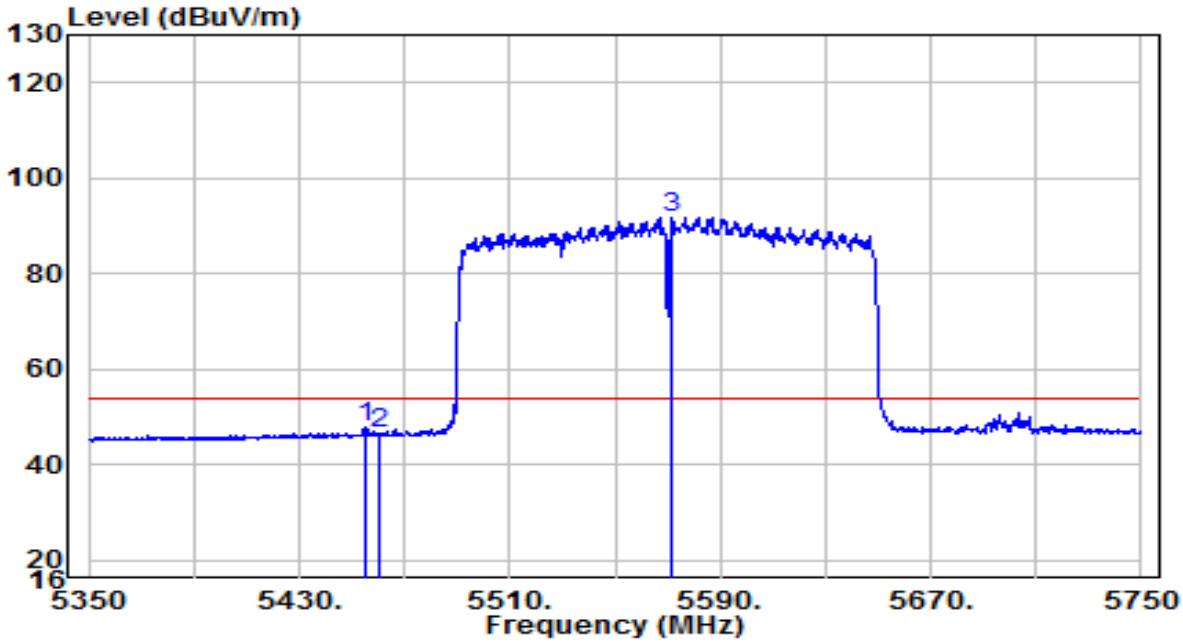

No		Frequency (MHz)	Reading (dBuV)	C.F (dB)	Measurement (dBuV/m)	Margin (dB)	Limit (dBuV/m)	Remark (QP/PK/AV)
1		5454.800	27.40	20.22	47.63	-6.37	54.00	Peak
2		5460.000	26.27	20.23	46.50	-7.50	54.00	Peak
3	*	5572.000	71.16	20.50	91.67	N/A	N/A	Peak

Note:

1. " *", means this data is the worst emission level.
2. C.F (Correction Factor) = Antenna Factor (dB)+ Cable Loss (dB)+ 16dB Attenuation (dB)– Preamplifier(dB).
3. Measurement(dBuV/m) = Reading(dBuV) + C.F (Correction Factor).
4.The emission levels of other frequencies are very lower than the limit and not show in test report.

EUT	AX11000 Tri-Band Wi-Fi 6 Gaming Router	Date of Test	2021-05-25
Factor	BBHA 9120D (1GHz~18GHz)	Temp. / Humidity	25.2°C/40%
Polarity	Vertical	Site / Test Engineer	AC1 / Jay
Test Mode	Transmit by 802.11ax-HE160 at Channel 5570MHz	Test Voltage	AC 120V/60Hz

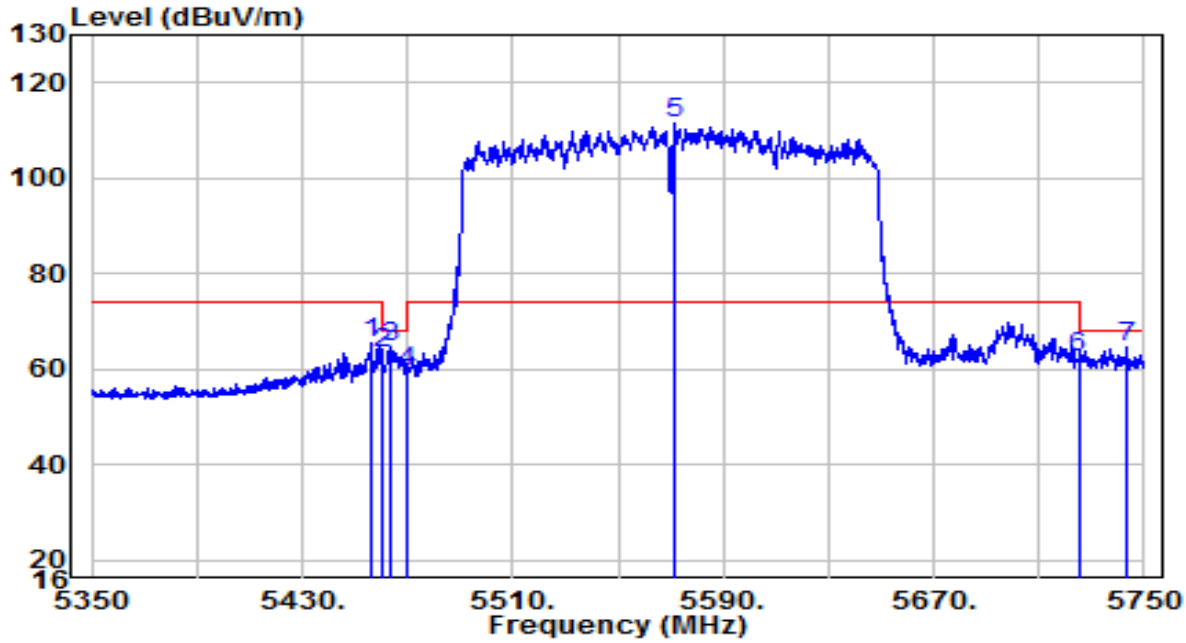

No		Frequency (MHz)	Reading (dBuV)	C.F (dB)	Measurement (dBuV/m)	Margin (dB)	Limit (dBuV/m)	Remark (QP/PK/AV)
1		5456.400	45.09	20.22	65.32	-8.68	74.00	Peak
2		5460.000	43.26	20.23	63.49	-4.71	68.20	Peak
3		5464.000	44.48	20.23	64.72	-3.48	68.20	Peak
4		5470.000	39.29	20.24	59.53	-8.67	68.20	Peak
5	*	5571.600	90.88	20.50	111.38	N/A	N/A	Peak
6		5725.000	41.38	21.00	62.38	-5.82	68.20	Peak
7		5743.200	43.71	21.06	64.76	-3.44	68.20	Peak

Note:

1. " *", means this data is the worst emission level.
2. C.F (Correction Factor) = Antenna Factor (dB)+ Cable Loss (dB)+ 16dB Attenuation (dB)– Preamplifier(dB).
3. Measurement(dBuV/m) = Reading(dBuV) + C.F (Correction Factor).
4.The emission levels of other frequencies are very lower than the limit and not show in test report.

EUT	AX11000 Tri-Band Wi-Fi 6 Gaming Router	Date of Test	2021-05-25
Factor	BBHA 9120D (1GHz~18GHz)	Temp. / Humidity	25.2°C/40%
Polarity	Vertical	Site / Test Engineer	AC1 / Jay
Test Mode	Transmit by 802.11ax-HE160 at Channel 5570MHz	Test Voltage	AC 120V/60Hz

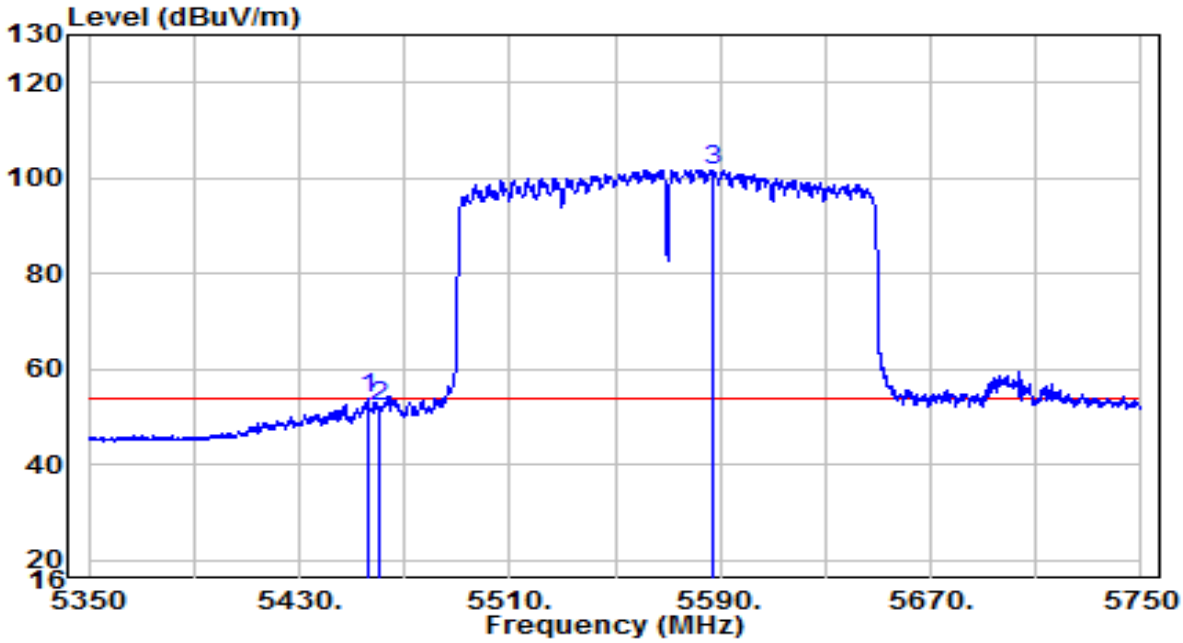

No		Frequency (MHz)	Reading (dBuV)	C.F (dB)	Measurement (dBuV/m)	Margin (dB)	Limit (dBuV/m)	Remark (QP/PK/AV)
1		5456.000	33.68	20.22	53.91	-0.09	54.00	Peak
2		5460.000	31.80	20.23	52.03	-1.97	54.00	Peak
3	*	5586.800	81.25	20.55	101.80	N/A	N/A	Peak

Note:

1. " *", means this data is the worst emission level.
2. C.F (Correction Factor) = Antenna Factor (dB)+ Cable Loss (dB)+ 16dB Attenuation (dB)– Preamplifier(dB).
3. Measurement(dBuV/m) = Reading(dBuV) + C.F (Correction Factor).
4.The emission levels of other frequencies are very lower than the limit and not show in test report.

7.10. AC Conducted Emissions Measurement

7.10.1.TestLimit

FCC Part 15.207 Limits		
Frequency (MHz)	QP (dBμV)	AV (dBμV)
0.15 - 0.50	66 - 56	56 - 46
0.50 - 5.0	56	46
5.0 - 30	60	50

Note 1: The lower limit shall apply at the transition frequencies.

Note 2: The limit decreases linearly with the logarithm of the frequency in the range 0.15MHz to 0.5MHz.

7.10.2.Test Procedure

The EUT was setup according to ANSI C63.4, 2009 and tested according to KDB 789033 for compliance to FCC 47CFR 15.247 requirements.The EUT was placed on a platform of nominal size, 1 m by 1.5 m, raised 80 cm above the conducting ground plane. The vertical conducting plane was located 40 cm to the rear of the EUT. All other surfaces of EUT were at least 80 cm from any other grounded conducting surface. The EUT and simulators are connected to the main power through a line impedance stabilization network (LISN). The LISN provides a 50 ohm /50uH coupling impedance for the measuring equipment. The peripheral devices are also connected to the main power through a LISN. (Please refer to the block diagram of the test setup and photographs)Each current-carrying conductor of the EUT power cord, except the ground (safety) conductor, was individually connected through a LISN to the input power source.

The excess length of the power cord between the EUT and the LISN receptacle were folded back and forth at the center of the lead to form a bundle not exceeding 40 cm in length.

Conducted emissions were investigated over the frequency range from 0.15MHz to 30MHz using a receiver bandwidth of 9kHz.

7.10.3.Test Setup

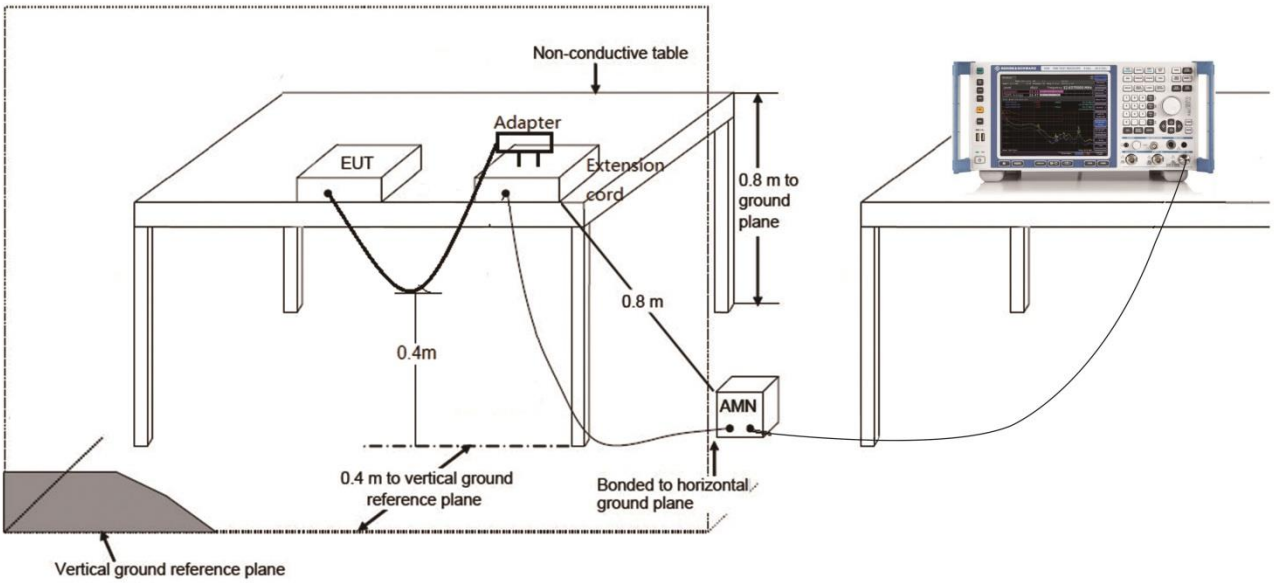

7.10.4.Test Result

EUT	AX11000 Tri-Band Wi-Fi 6 Gaming Router	Date of Test	2021-06-14
Factor	CE_ENV216-L1 (Filter ON)_2020	Temp. / Humidity	22.3°C /40.8%
Polarity	Line1	Site / Test Engineer	SR2 / Peter Xu
Test Mode	Transmit by 802.11a at channel 5785MHz	Test Voltage	AC 120V/60Hz

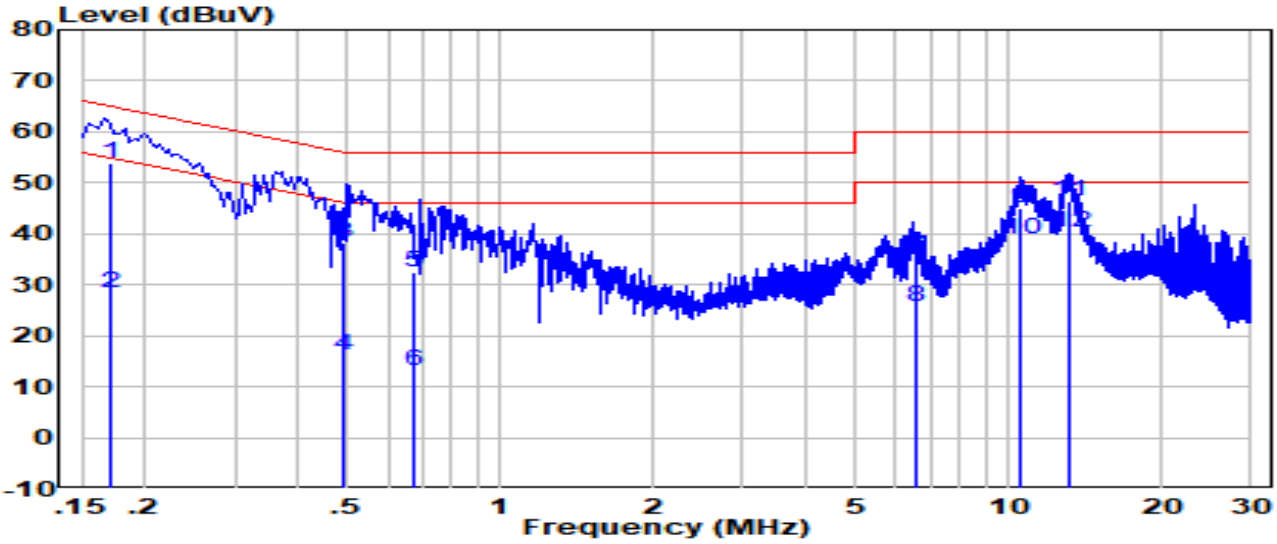

No		Frequency (MHz)	Reading (dBuV)	C.F (dB)	Measurement (dBuV/m)	Margin (dB)	Limit (dBuV/m)	Remark (QUASI-PEAK/PK/AV)
1	*	0.172	44.33	9.62	53.95	-10.92	64.87	Quasi-Pesk
2		0.172	18.63	9.62	28.25	-36.62	64.87	Average
3		0.493	28.48	9.63	38.11	-18.00	56.11	Quasi-Pesk
4		0.493	6.48	9.63	16.11	-40.00	56.11	Average
5		0.679	22.97	9.65	32.62	-23.38	56.00	Quasi-Pesk
6		0.679	3.47	9.65	13.12	-42.88	56.00	Average
7		6.541	25.58	9.79	35.37	-24.63	60.00	Quasi-Pesk
8		6.541	15.78	9.79	25.57	-34.43	60.00	Average
9		10.520	35.16	9.90	45.06	-14.94	60.00	Quasi-Pesk
10		10.520	28.86	9.90	38.76	-21.24	60.00	Average
11		13.170	36.31	9.94	46.25	-13.75	60.00	Quasi-Pesk
12		13.170	30.41	9.94	40.35	-19.65	60.00	Average

Note:

1. " *", means this data is the worst emission level.
2. C.F (Correction Factor) = LISN Factor (dB)+ Cable Loss (dB).
3. Measurement(dBuV/m) = Reading(dBuV) + C.F (Correction Factor).

EUT	AX11000 Tri-Band Wi-Fi 6 Gaming Router	Date of Test	2021-06-14
Factor	CE_ENV216-N (Filter ON)_2020	Temp. / Humidity	22.3°C /40.8%
Polarity	Neutral	Site / Test Engineer	SR2 / Peter Xu
Test Mode	Transmit by 802.11a at channel 5785MHz	Test Voltage	AC 120V/60Hz

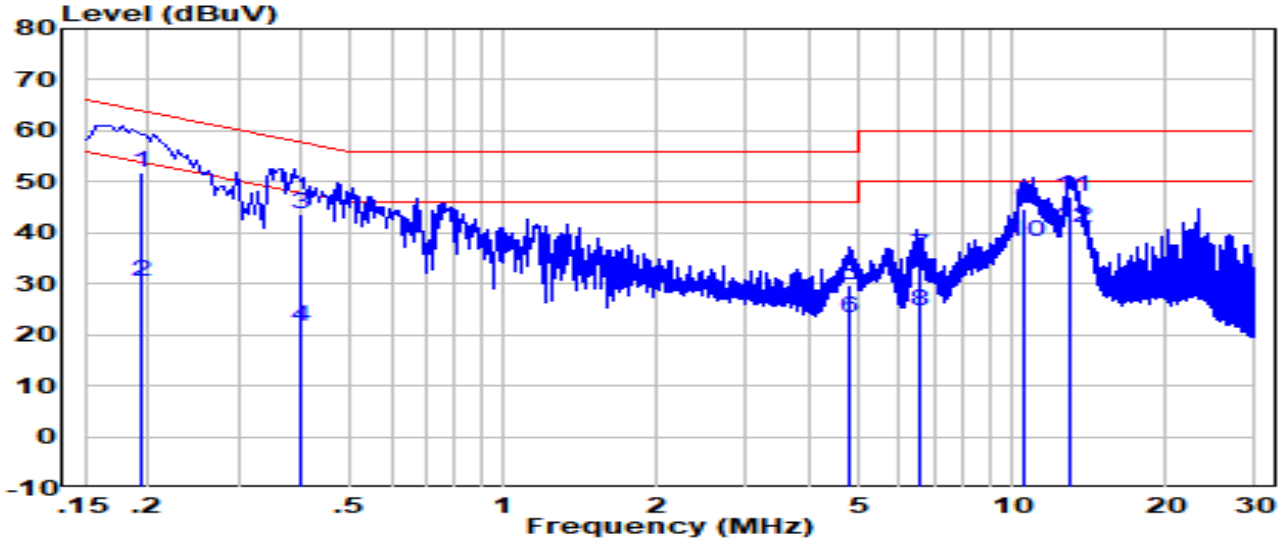

No		Frequency (MHz)	Reading (dBuV)	C.F (dB)	Measurement (dBuV/m)	Margin (dB)	Limit (dBuV/m)	Remark (QUASI-PEAK/PK/AV)
1	*	0.195	42.05	9.61	51.66	-12.18	63.83	Quasi-Pesk
2		0.195	20.95	9.61	30.56	-33.28	63.83	Average
3		0.401	33.96	9.62	43.59	-14.26	57.84	Quasi-Pesk
4		0.401	12.06	9.62	21.69	-36.16	57.84	Average
5		4.784	19.94	9.73	29.67	-26.33	56.00	Quasi-Pesk
6		4.784	13.54	9.73	23.27	-32.73	56.00	Average
7		6.557	25.59	9.78	35.36	-24.64	60.00	Quasi-Pesk
8		6.557	14.89	9.78	24.66	-35.34	60.00	Average
9		10.570	34.66	9.88	44.54	-15.46	60.00	Quasi-Pesk
10		10.570	28.36	9.88	38.24	-21.76	60.00	Average
11		13.030	37.01	9.90	46.91	-13.09	60.00	Quasi-Pesk
12		13.030	31.01	9.90	40.91	-19.09	60.00	Average

Note:

1. " *", means this data is the worst emission level.
2. C.F (Correction Factor) = LISN Factor (dB)+ Cable Loss (dB).
3. Measurement(dBuV/m) = Reading(dBuV) + C.F (Correction Factor).

8. CONCLUSION

The data collected relate only the item(s) tested and show that the device is in compliance with Part 15E of the FCC Rules.

The End

Appendix A - Test Setup Photograph

Refer to “2105TW0003-Setup Photo” file.

Appendix B - External Photograph

Refer to “ 2105TW0003-External Photo” file.

Appendix C - Internal Photograph

Refer to “ 2105TW0003-Internal Photo” file.