802.11ax-HE20 Out-of-Band Emissions - Ant 1

Channel 01 (2412MHz)

100kHz PSD reference Level

Low Band Edge

Spurious Emission

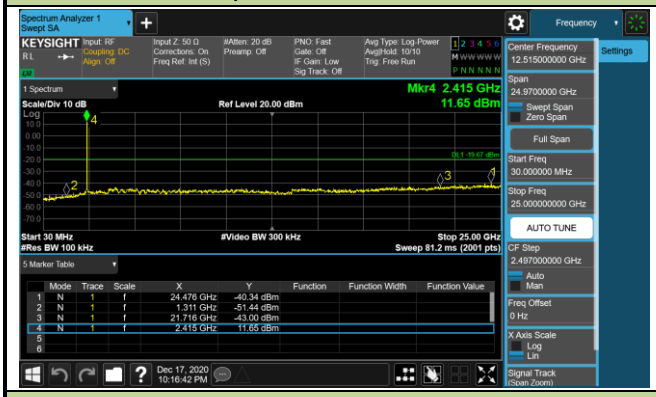

Channel 06 (2437MHz)

100kHz PSD reference Level

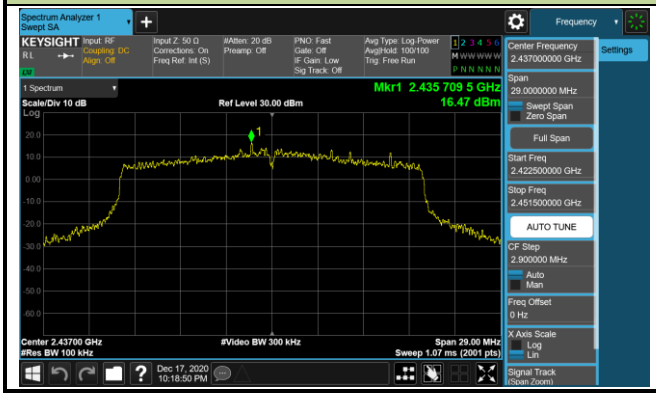

Spurious Emission

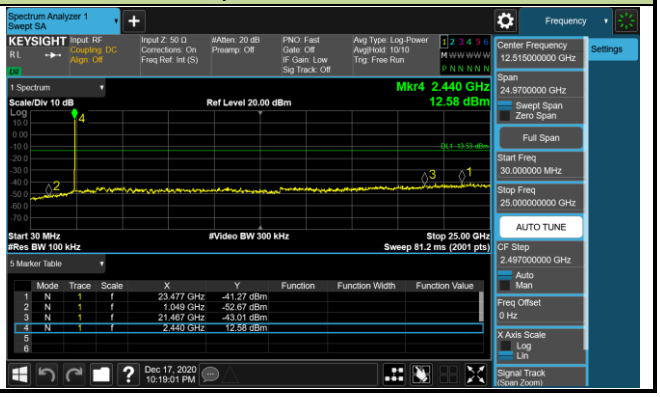

802.11 ax-HE20 Out-of-Band Emissions - Ant 1	
Channel 11 (2462MHz)	
100kHz PSD reference Level	High Band Edge
	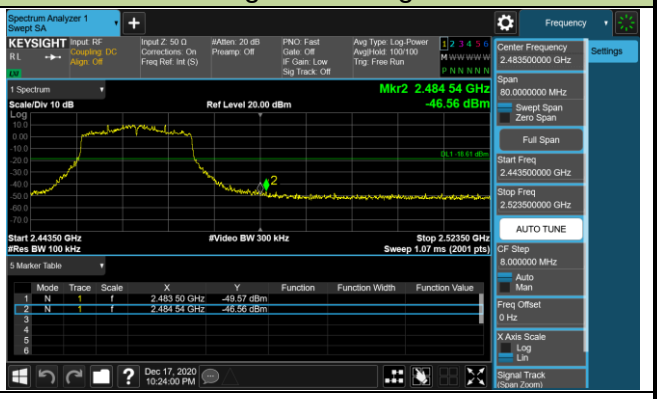
Spurious Emission	
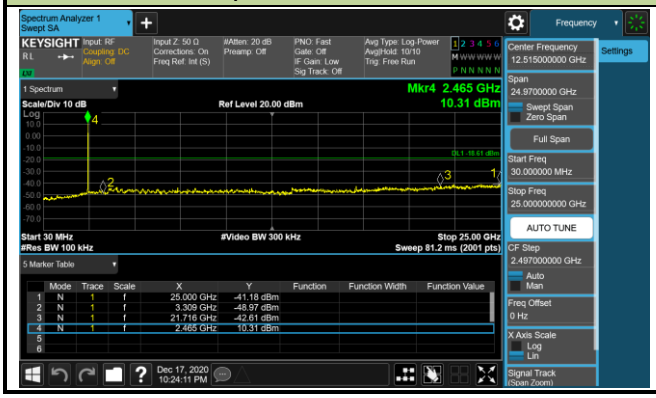	

802.11ax-HE40 Out-of-Band Emissions - Ant 1

Channel 03 (2422MHz)

100kHz PSD reference Level

Low Band Edge

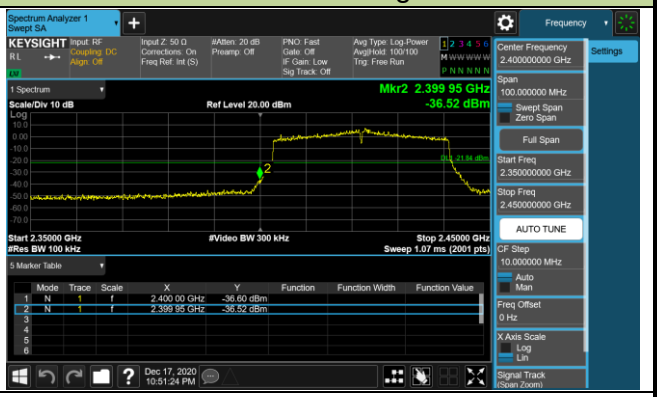

Spurious Emission

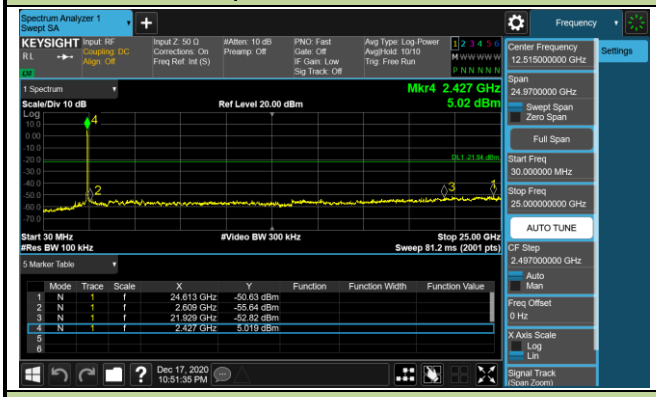

Channel 06 (2437MHz)

100kHz PSD reference Level

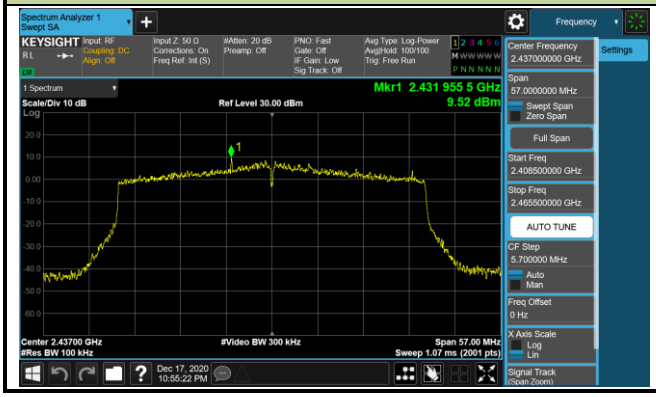

Spurious Emission

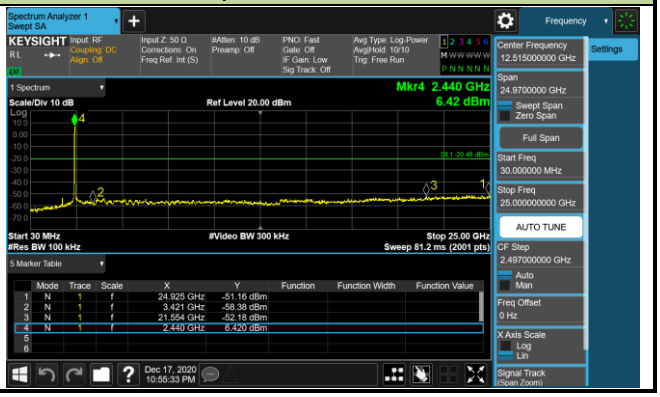

802.11ax-HET40 Out-of-Band Emissions - Ant 1	
Channel 09 (2452MHz)	
100kHz PSD reference Level	High Band Edge
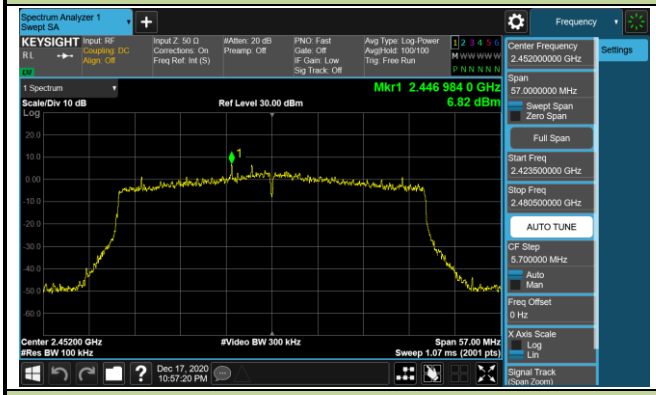	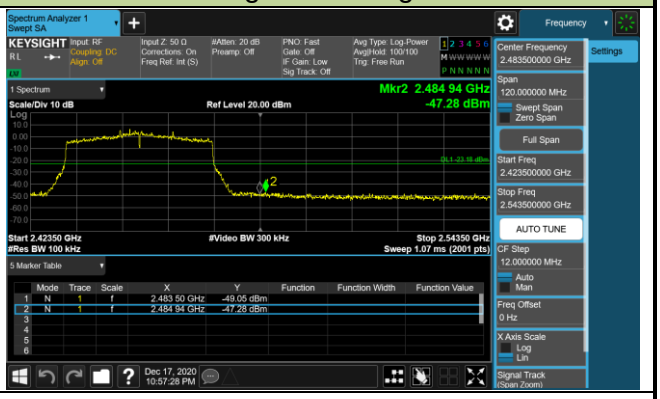
Spurious Emission	
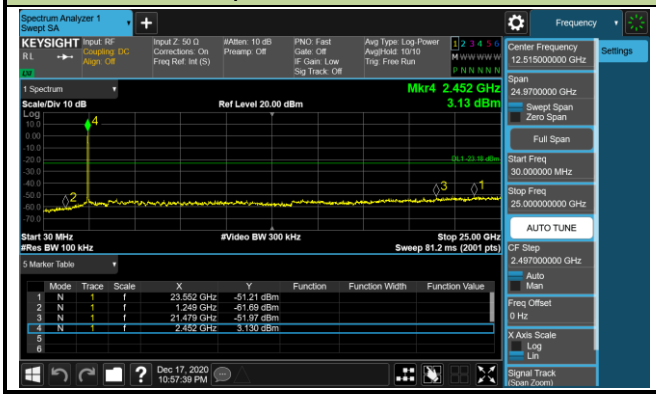	

7.6. Radiated Spurious Emission Measurement

7.6.1.Test Limit

All out of band emissions appearing in a restricted band as specified in Section 15.205 of the Title 47CFR must not exceed the limits shown in Table per Section 15.209.

FCC Part 15 Subpart C Paragraph 15.209		
Frequency [MHz]	Field Strength [Uv/m]	Measured Distance [Meters]
0.009 - 0.490	2400/F (kHz)	300
0.490 - 1.705	24000/F (kHz)	30
1.705 - 30	30	30
30 - 88	100	3
88 - 216	150	3
216 - 960	200	3
Above 960	500	3

7.6.2.Test Procedure Used

ANSI C63.10 Section 6.3 (General Requirements)

ANSI C63.10 Section 6.4 (Standard test method below 30MHz)

ANSI C63.10 Section 6.5 (Standard test method above 30MHz to 1GHz)

ANSI C63.10 Section 6.6 (Standard test method above 1GHz)

7.6.3.Test Setting

Table 1 - RBW as a function of frequency

Frequency	RBW
9 ~ 150 kHz	200 ~ 300 Hz
0.15 ~ 30 MHz	9 ~ 10 kHz
30 ~ 1000 MHz	100 ~ 120 kHz
> 1000MHz	1MHz

Quasi-Peak Measurements below 1GHz

1. Analyzer center frequency was set to the frequency of the radiated spurious emission of interest

2. Span was set greater than 1MHz

3. RBW = as specified in Table 1

4. Detector = CISPR quasi-peak

5. Sweep time = auto couple

6. Trace was allowed to stabilize

Peak Measurements above 1GHz

1. Analyzer center frequency was set to the frequency of the radiated spurious emission of interest

2. RBW = 1MHz

3. VBW = 3MHz

4. Detector = peak

5. Sweep time = auto couple

6. Trace mode = max hold

7. Trace was allowed to stabilize

Average Measurements above 1GHz (Method VB)

1. Analyzer center frequency was set to the frequency of the radiated spurious emission of interest

2. RBW = 1MHz

3. VBW; If the EUT is configured to transmit with duty cycle ≥ 98%, set VBW = 10 Hz.

If the EUT duty cycle is < 98%, set VBW ≥ 1/T. T is the minimum transmission duration.

4. Detector = Peak

5. Sweep time = auto

6. Trace mode = max hold

7. Trace was allowed to stabilize

7.6.4.Test Setup

Below 1GHz Test Setup:

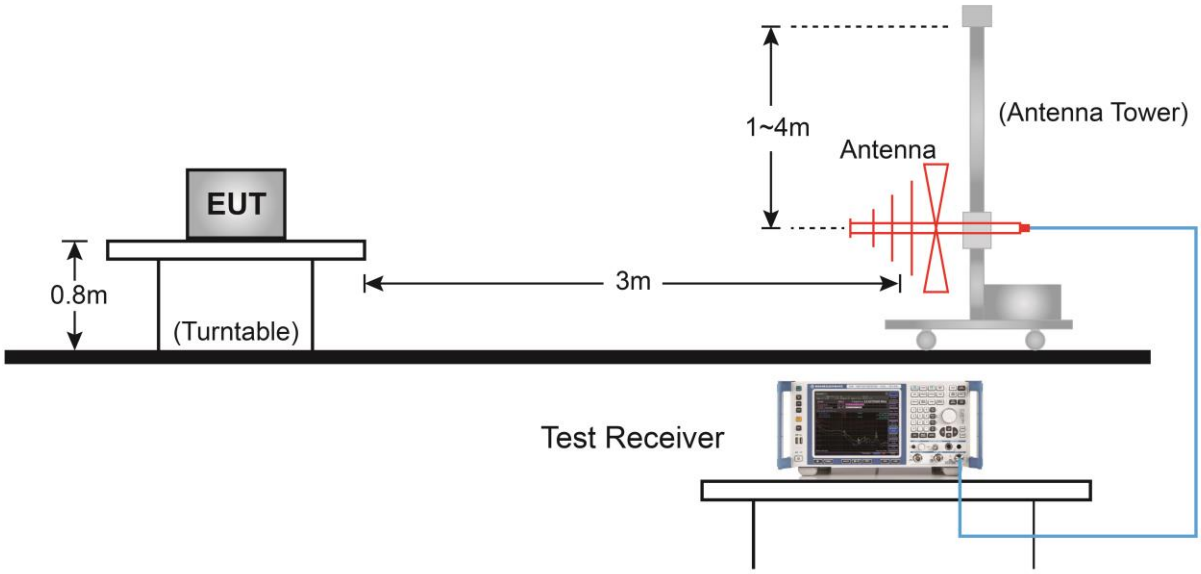

Above 1GHz Test Setup:

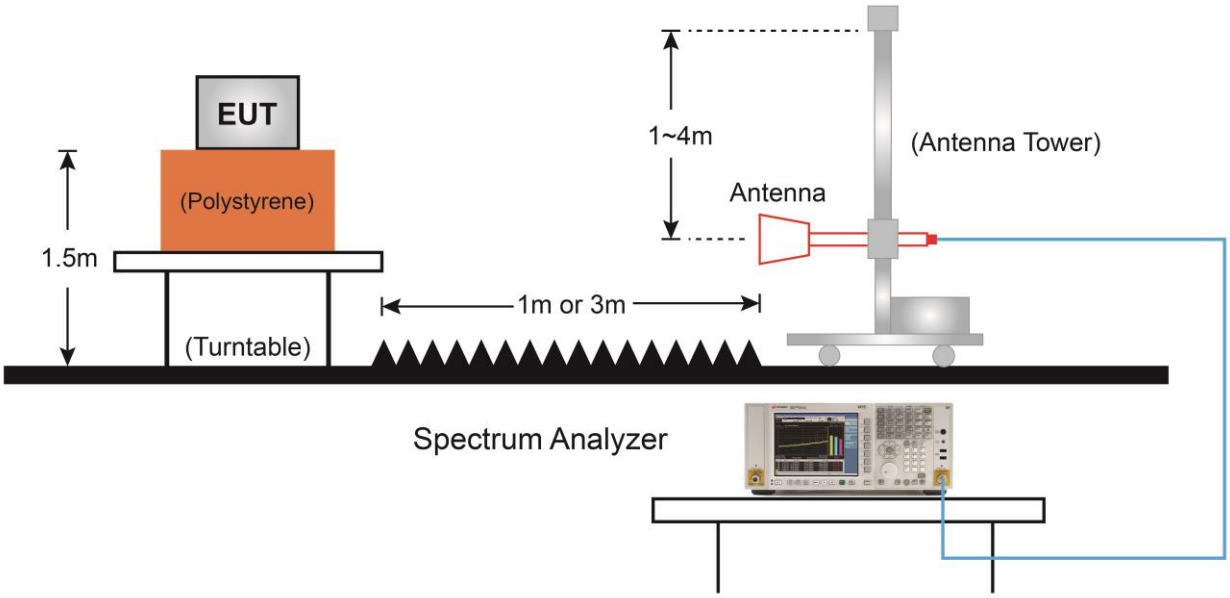

7.6.5.Test Result

EUT	AX5400 Wi-Fi 6 Router	Date of Test	2020-12-26
Factor	BBHA 9120D (1GHz~18GHz)_2020	Temp. / Humidity	21.5°C/36.4%
Polarity	Horizontal	Site / Test Engineer	AC1 / Jay Chou
Test Mode	Transmit by 802.11b at Channel 2412MHz	Test Voltage	120V/60Hz

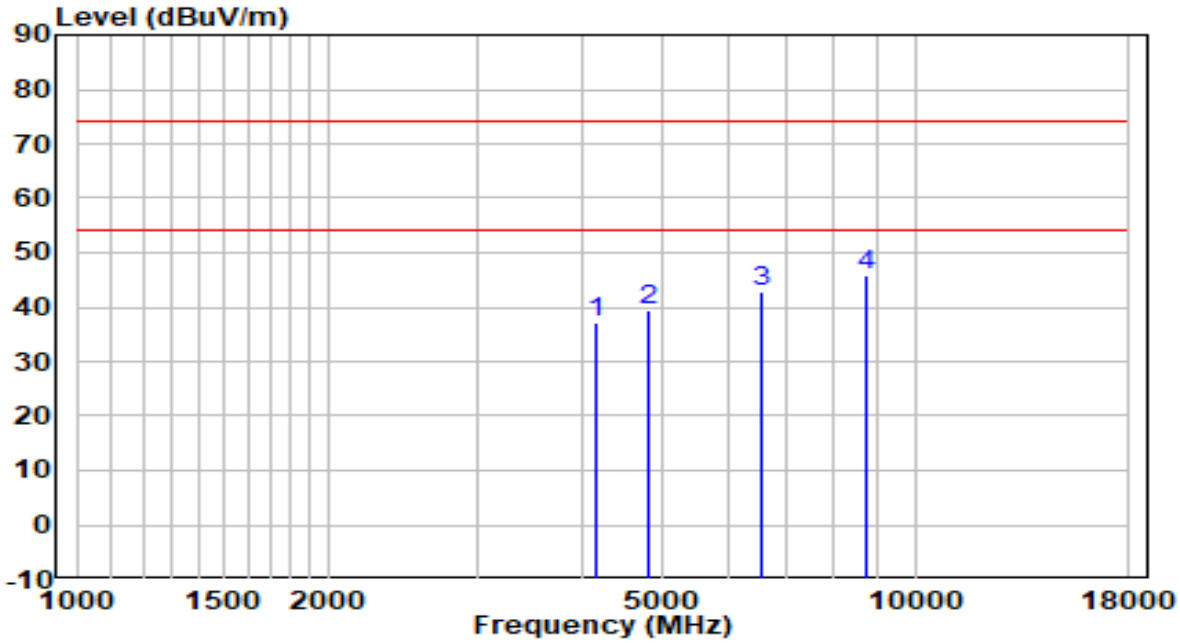

No		Frequency (MHz)	Reading (dBuV)	C.F (dB)	Measurement (dBuV/m)	Margin (dB)	Limit (dBuV/m)	Remark (QP/PK/AV)
1		4170.500	35.68	1.45	37.13	-36.87	74.00	Peak
2		4825.000	36.00	3.33	39.33	-34.67	74.00	Peak
3		6567.500	34.30	8.39	42.69	-31.31	74.00	Peak
4	*	8760.500	32.58	13.09	45.67	-28.33	74.00	Peak

Note:

1. " *", means this data is the worst emission level.

2. C.F (Correction Factor) = Antenna Factor (dB)+ Cable Loss (dB)- Preamplifier(dB).

3. Measurement(dBuV/m) = Reading(dBuV) + C.F (Correction Factor).

4.The emission levels of other frequencies are very lower than the limit and not show in test report.

EUT	AX5400 Wi-Fi 6 Router	Date of Test	2020-12-26
Factor	BBHA 9120D (1GHz~18GHz)_2020	Temp. / Humidity	21.5°C/36.4%
Polarity	Vertical	Site / Test Engineer	AC1 / Jay Chou
Test Mode	Transmit by 802.11b at Channel 2412MHz	Test Voltage	120V/60Hz

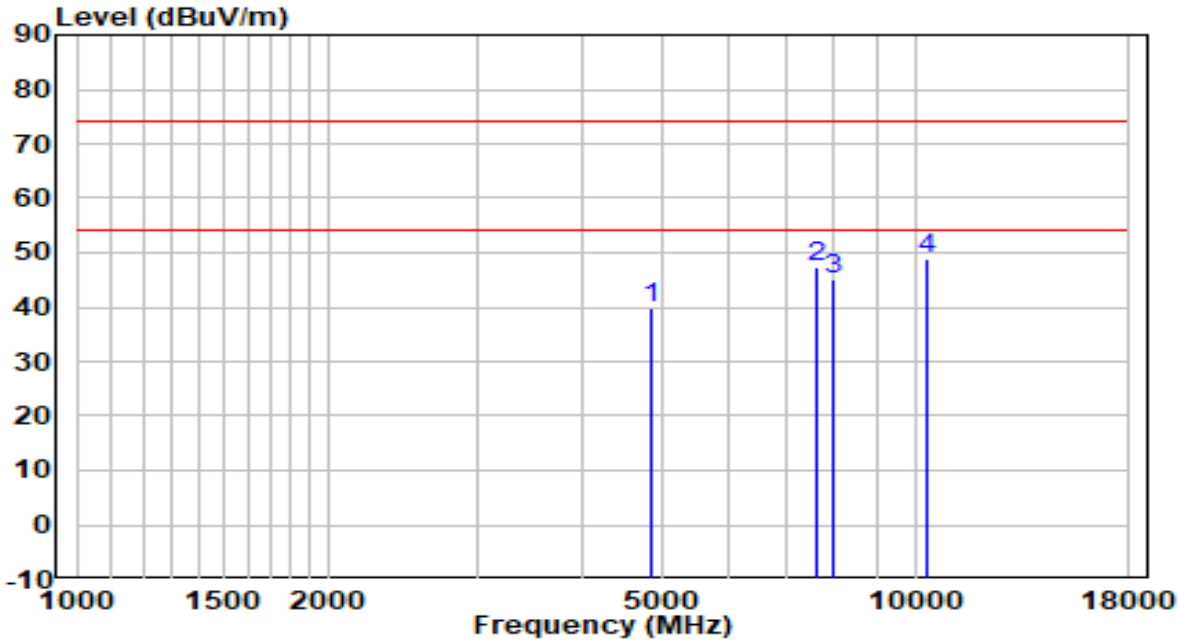

No		Frequency (MHz)	Reading (dBuV)	C.F (dB)	Measurement (dBuV/m)	Margin (dB)	Limit (dBuV/m)	Remark (QP/PK/AV)
1		4842.000	36.31	3.37	39.69	-34.31	74.00	Peak
2		7655.500	35.49	11.97	47.46	-26.54	74.00	Peak
3		7970.000	32.60	12.48	45.09	-28.91	74.00	Peak
4	*	10350.000	32.17	16.56	48.73	-25.27	74.00	Peak

Note:

1. " *", means this data is the worst emission level.
2. C.F (Correction Factor) = Antenna Factor (dB)+ Cable Loss (dB)- Preamplifier(dB).
3. Measurement(dBuV/m) = Reading(dBuV) + C.F (Correction Factor).
4.The emission levels of other frequencies are very lower than the limit and not show in test report.

EUT	AX5400 Wi-Fi 6 Router	Date of Test	2020-12-26
Factor	BBHA 9120D (1GHz~18GHz)_2020	Temp. / Humidity	21.5°C/36.4%
Polarity	Horizontal	Site / Test Engineer	AC1 / Jay Chou
Test Mode	Transmit by 802.11b at Channel 2437MHz	Test Voltage	120V/60Hz

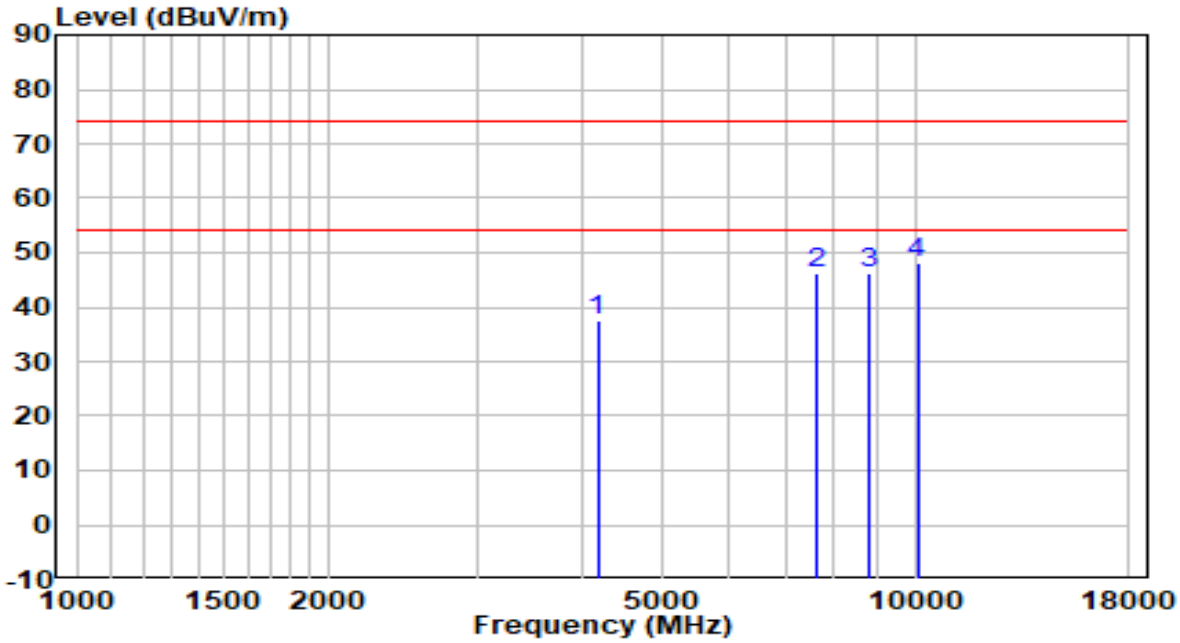

No		Frequency (MHz)	Reading (dBuV)	C.F (dB)	Measurement (dBuV/m)	Margin (dB)	Limit (dBuV/m)	Remark (QP/PK/AV)
1		4179.000	36.04	1.48	37.52	-36.48	74.00	Peak
2		7655.500	34.07	11.97	46.04	-27.96	74.00	Peak
3		8837.000	32.99	13.28	46.27	-27.73	74.00	Peak
4	*	10061.000	32.61	15.57	48.18	-25.82	74.00	Peak

Note:

1. " *", means this data is the worst emission level.
2. C.F (Correction Factor) = Antenna Factor (dB)+ Cable Loss (dB)- Preamplifier(dB).
3. Measurement(dBuV/m) = Reading(dBuV) + C.F (Correction Factor).
4.The emission levels of other frequencies are very lower than the limit and not show in test report.

EUT	AX5400 Wi-Fi 6 Router	Date of Test	2020-12-26
Factor	BBHA 9120D (1GHz~18GHz)_2020	Temp. / Humidity	21.5°C/36.4%
Polarity	Vertical	Site / Test Engineer	AC1 / Jay Chou
Test Mode	Transmit by 802.11b at Channel 2437MHz	Test Voltage	120V/60Hz

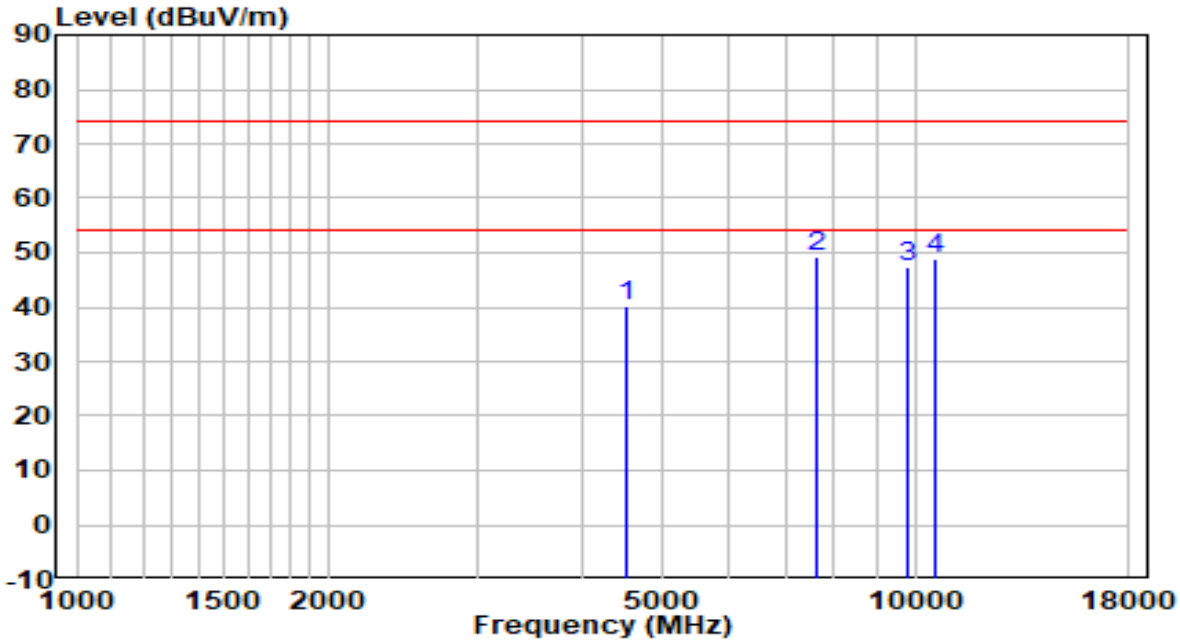

No		Frequency (MHz)	Reading (dBuV)	C.F (dB)	Measurement (dBuV/m)	Margin (dB)	Limit (dBuV/m)	Remark (QP/PK/AV)
1		4527.500	37.50	2.62	40.11	-33.89	74.00	Peak
2	*	7655.500	37.20	11.97	49.17	-24.83	74.00	Peak
3		9772.000	32.24	14.93	47.18	-26.82	74.00	Peak
4		10562.500	31.75	17.16	48.90	-25.10	74.00	Peak

Note:

1. " *", means this data is the worst emission level.
2. C.F (Correction Factor) = Antenna Factor (dB)+ Cable Loss (dB)- Preamplifier(dB).
3. Measurement(dBuV/m) = Reading(dBuV) + C.F (Correction Factor).
4.The emission levels of other frequencies are very lower than the limit and not show in test report.

EUT	AX5400 Wi-Fi 6 Router	Date of Test	2020-12-26
Factor	BBHA 9120D (1GHz~18GHz)_2020	Temp. / Humidity	21.5°C/36.4%
Polarity	Horizontal	Site / Test Engineer	AC1 / Jay Chou
Test Mode	Transmit by 802.11b at Channel 2462MHz	Test Voltage	120V/60Hz

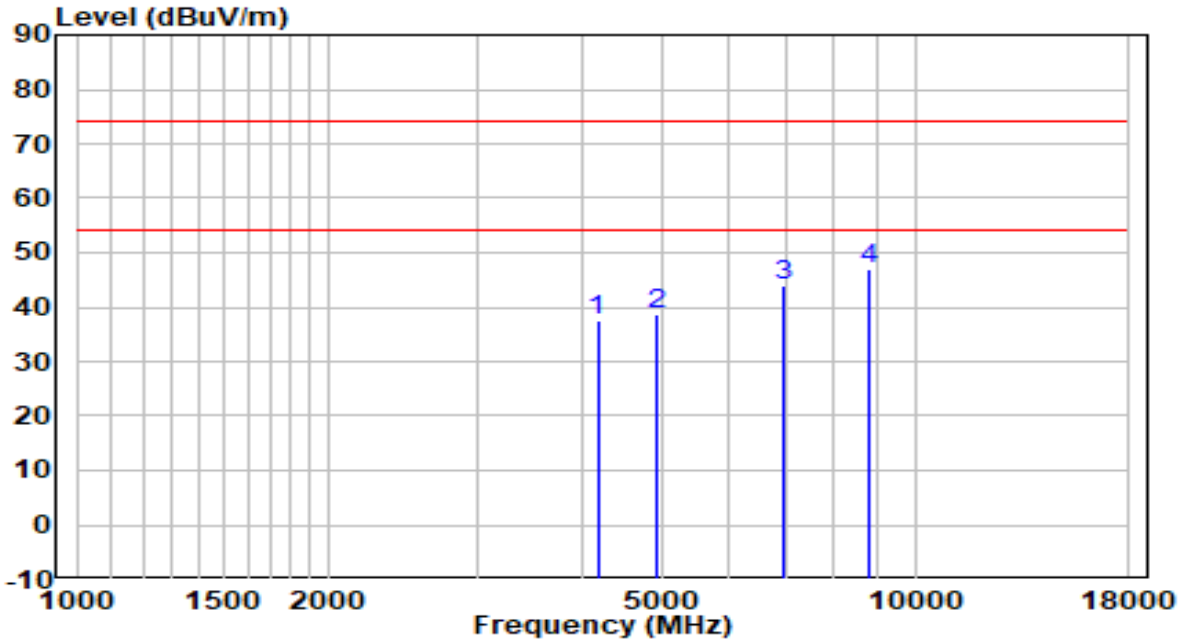

No		Frequency (MHz)	Reading (dBuV)	C.F (dB)	Measurement (dBuV/m)	Margin (dB)	Limit (dBuV/m)	Remark (QP/PK/AV)
1		4179.000	36.05	1.48	37.53	-36.47	74.00	Peak
2		4927.000	35.00	3.57	38.58	-35.42	74.00	Peak
3		6992.500	33.77	10.27	44.03	-29.97	74.00	Peak
4	*	8837.000	33.57	13.28	46.85	-27.15	74.00	Peak

Note:

1. " *", means this data is the worst emission level.
2. C.F (Correction Factor) = Antenna Factor (dB)+ Cable Loss (dB)- Preamplifier(dB).
3. Measurement(dBuV/m) = Reading(dBuV) + C.F (Correction Factor).
4.The emission levels of other frequencies are very lower than the limit and not show in test report.

EUT	AX5400 Wi-Fi 6 Router	Date of Test	2020-12-26
Factor	BBHA 9120D (1GHz~18GHz)_2020	Temp. / Humidity	21.5°C/36.4%
Polarity	Vertical	Site / Test Engineer	AC1 / Jay Chou
Test Mode	Transmit by 802.11b at Channel 2462MHz	Test Voltage	120V/60Hz

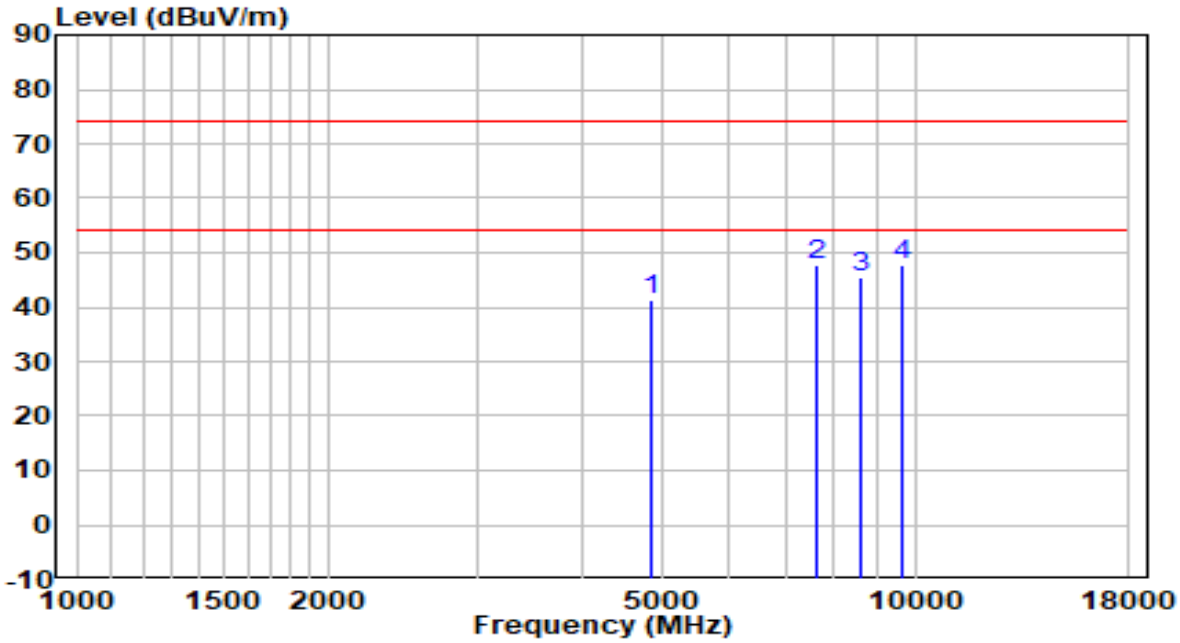

No		Frequency (MHz)	Reading (dBuV)	C.F (dB)	Measurement (dBuV/m)	Margin (dB)	Limit (dBuV/m)	Remark (QP/PK/AV)
1		4842.000	37.89	3.37	41.26	-32.74	74.00	Peak
2		7655.500	35.67	11.97	47.64	-26.36	74.00	Peak
3		8590.500	32.97	12.68	45.65	-28.35	74.00	Peak
4	*	9636.000	33.21	14.68	47.89	-26.11	74.00	Peak

Note:

1. " *", means this data is the worst emission level.
2. C.F (Correction Factor) = Antenna Factor (dB)+ Cable Loss (dB)- Preamplifier(dB).
3. Measurement(dBuV/m) = Reading(dBuV) + C.F (Correction Factor).
4.The emission levels of other frequencies are very lower than the limit and not show in test report.

EUT	AX5400 Wi-Fi 6 Router	Date of Test	2020-12-26
Factor	BBHA 9120D (1GHz~18GHz)_2020	Temp. / Humidity	21.5°C/36.4%
Polarity	Horizontal	Site / Test Engineer	AC1 / Jay Chou
Test Mode	Transmit by 802.11g at Channel 2412MHz	Test Voltage	120V/60Hz

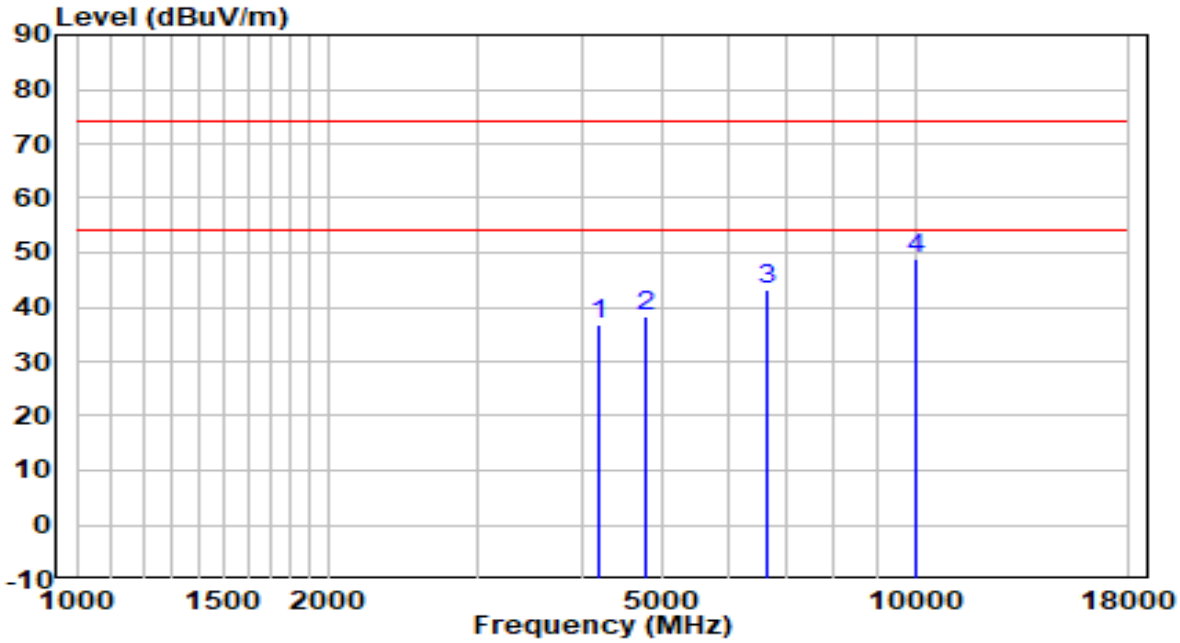

No		Frequency (MHz)	Reading (dBuV)	C.F (dB)	Measurement (dBuV/m)	Margin (dB)	Limit (dBuV/m)	Remark (QP/PK/AV)
1		4187.500	35.36	1.51	36.86	-37.14	74.00	Peak
2		4757.000	35.18	3.17	38.35	-35.65	74.00	Peak
3		6644.000	34.42	8.73	43.15	-30.85	74.00	Peak
4	*	10052.500	33.28	15.54	48.82	-25.18	74.00	Peak

Note:

1. " *", means this data is the worst emission level.
2. C.F (Correction Factor) = Antenna Factor (dB)+ Cable Loss (dB)- Preamplifier(dB).
3. Measurement(dBuV/m) = Reading(dBuV) + C.F (Correction Factor).
4.The emission levels of other frequencies are very lower than the limit and not show in test report.

EUT	AX5400 Wi-Fi 6 Router	Date of Test	2020-12-26
Factor	BBHA 9120D (1GHz~18GHz)_2020	Temp. / Humidity	21.5°C/36.4%
Polarity	Vertical	Site / Test Engineer	AC1 / Jay Chou
Test Mode	Transmit by 802.11g at Channel 2412MHz	Test Voltage	120V/60Hz

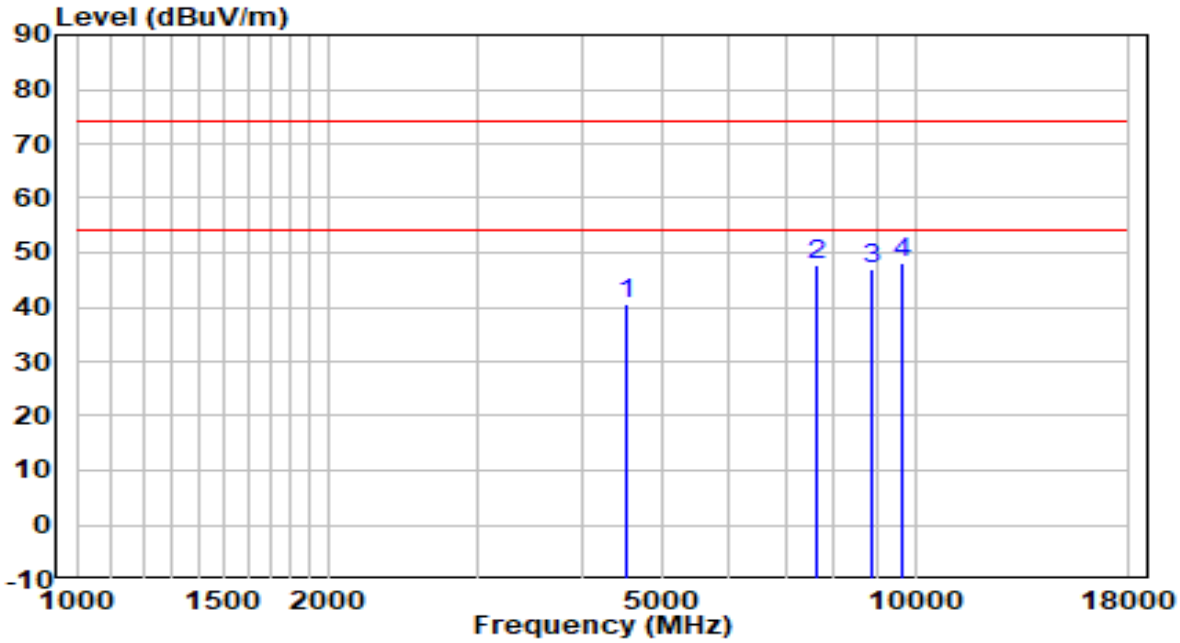

No		Frequency (MHz)	Reading (dBuV)	C.F (dB)	Measurement (dBuV/m)	Margin (dB)	Limit (dBuV/m)	Remark (QP/PK/AV)
1		4527.500	37.93	2.62	40.54	-33.46	74.00	Peak
2		7655.500	35.81	11.97	47.77	-26.23	74.00	Peak
3		8862.500	33.48	13.34	46.82	-27.18	74.00	Peak
4	*	9636.000	33.29	14.68	47.96	-26.04	74.00	Peak

Note:

1. " *", means this data is the worst emission level.
2. C.F (Correction Factor) = Antenna Factor (dB)+ Cable Loss (dB)- Preamplifier(dB).
3. Measurement(dBuV/m) = Reading(dBuV) + C.F (Correction Factor).
4.The emission levels of other frequencies are very lower than the limit and not show in test report.

EUT	AX5400 Wi-Fi 6 Router	Date of Test	2020-12-26
Factor	BBHA 9120D (1GHz~18GHz)_2020	Temp. / Humidity	21.5°C/36.4%
Polarity	Horizontal	Site / Test Engineer	AC1 / Jay Chou
Test Mode	Transmit by 802.11g at Channel 2437MHz	Test Voltage	120V/60Hz

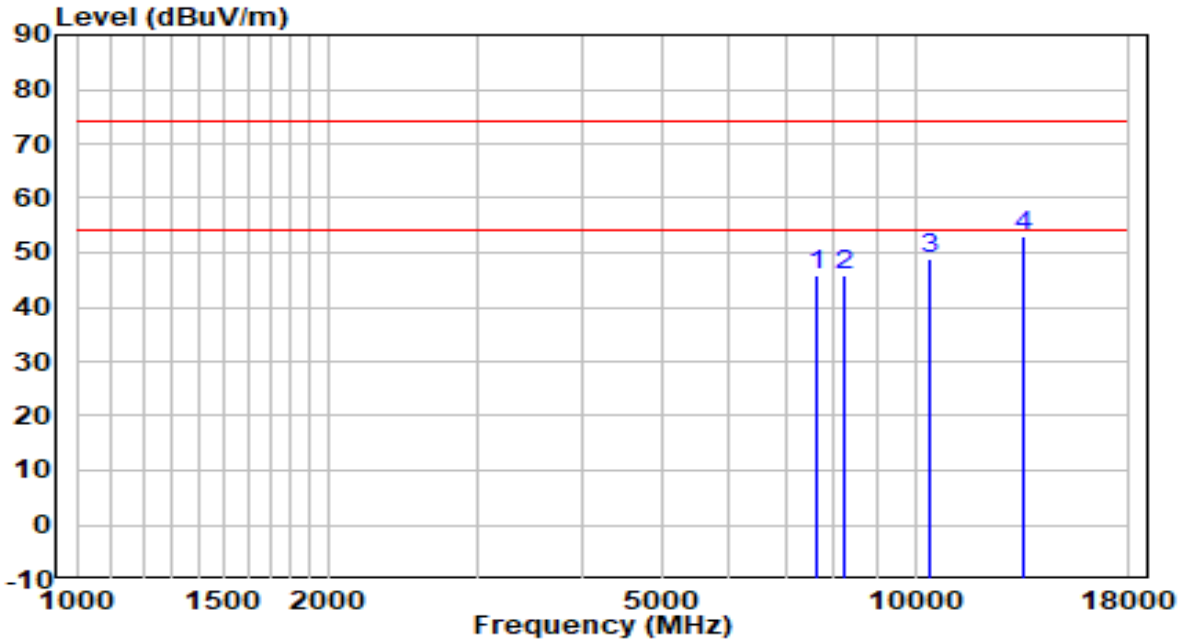

No		Frequency (MHz)	Reading (dBuV)	C.F (dB)	Measurement (dBuV/m)	Margin (dB)	Limit (dBuV/m)	Remark (QP/PK/AV)
1		7655.500	33.76	11.97	45.73	-28.27	74.00	Peak
2		8233.500	33.19	12.49	45.69	-28.31	74.00	Peak
3		10384.000	32.31	16.67	48.98	-25.02	74.00	Peak
4	*	13495.000	32.48	20.54	53.02	-20.98	74.00	Peak

Note:

1. " *", means this data is the worst emission level.
2. C.F (Correction Factor) = Antenna Factor (dB)+ Cable Loss (dB)- Preamplifier(dB).
3. Measurement(dBuV/m) = Reading(dBuV) + C.F (Correction Factor).
4.The emission levels of other frequencies are very lower than the limit and not show in test report.

EUT	AX5400 Wi-Fi 6 Router	Date of Test	2020-12-26
Factor	BBHA 9120D (1GHz~18GHz)_2020	Temp. / Humidity	21.5°C/36.4%
Polarity	Vertical	Site / Test Engineer	AC1 / Jay Chou
Test Mode	Transmit by 802.11g at Channel 2437MHz	Test Voltage	120V/60Hz

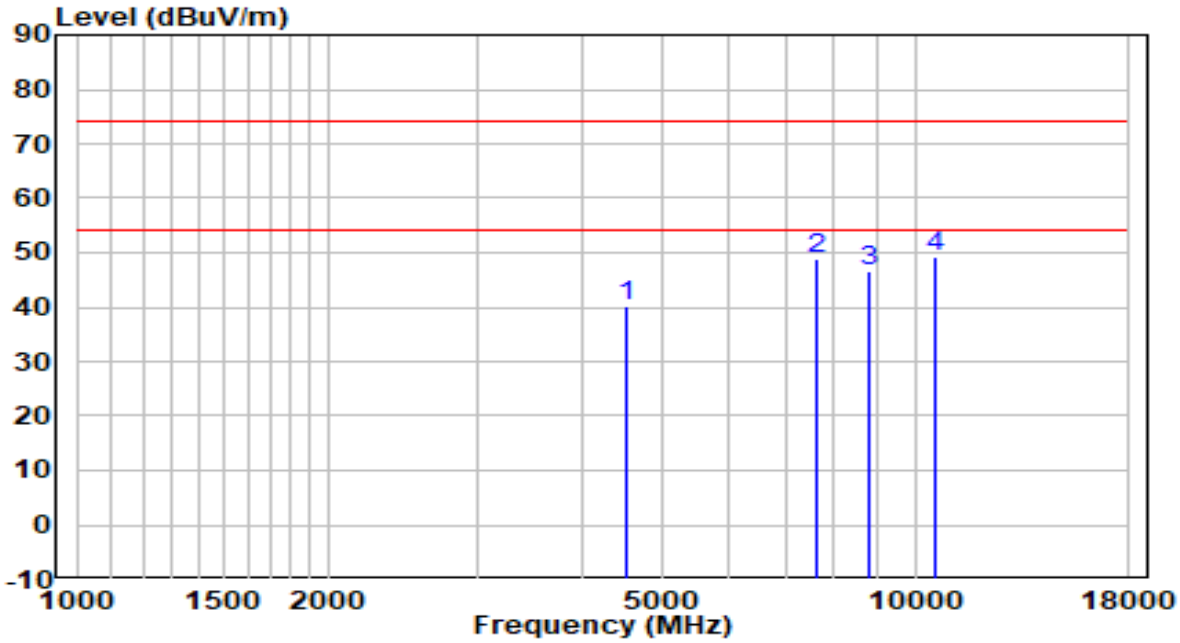

No		Frequency (MHz)	Reading (dBuV)	C.F (dB)	Measurement (dBuV/m)	Margin (dB)	Limit (dBuV/m)	Remark (QP/PK/AV)
1		4527.500	37.55	2.62	40.17	-33.83	74.00	Peak
2		7655.500	37.02	11.97	48.99	-25.01	74.00	Peak
3		8837.000	33.29	13.28	46.57	-27.43	74.00	Peak
4	*	10571.000	32.15	17.17	49.32	-24.68	74.00	Peak

Note:

1. " *", means this data is the worst emission level.
2. C.F (Correction Factor) = Antenna Factor (dB)+ Cable Loss (dB)- Preamplifier(dB).
3. Measurement(dBuV/m) = Reading(dBuV) + C.F (Correction Factor).
4.The emission levels of other frequencies are very lower than the limit and not show in test report.

EUT	AX5400 Wi-Fi 6 Router	Date of Test	2020-12-26
Factor	BBHA 9120D (1GHz~18GHz)_2020	Temp. / Humidity	21.5°C/36.4%
Polarity	Horizontal	Site / Test Engineer	AC1 / Jay Chou
Test Mode	Transmit by 802.11g at Channel 2462MHz	Test Voltage	120V/60Hz

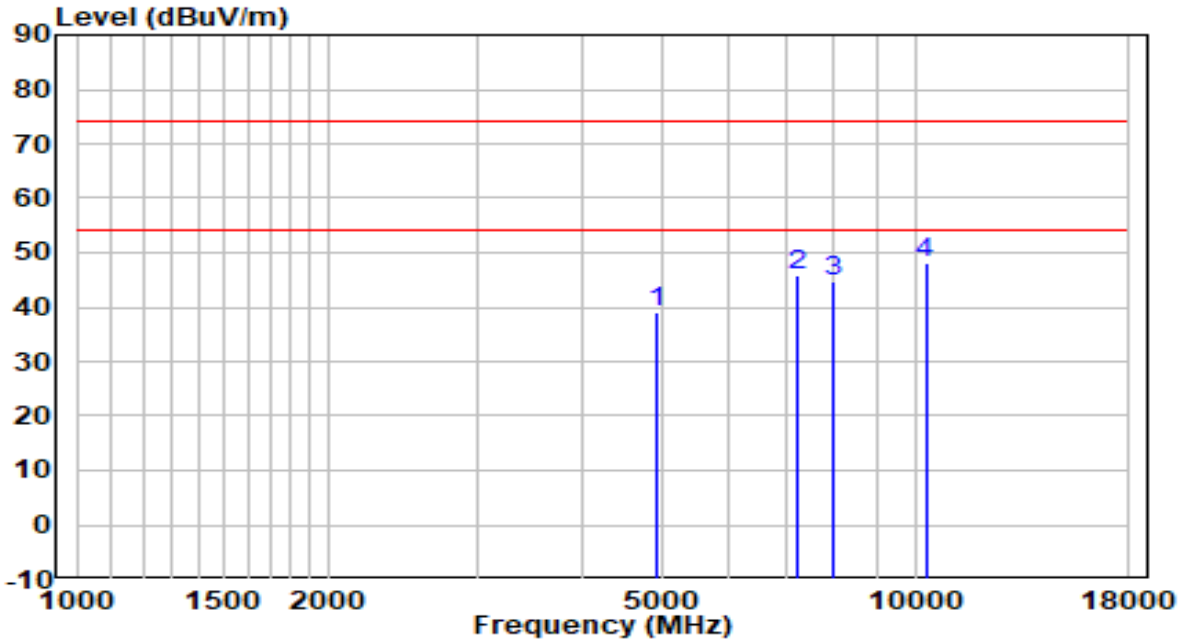

No		Frequency (MHz)	Reading (dBuV)	C.F (dB)	Measurement (dBuV/m)	Margin (dB)	Limit (dBuV/m)	Remark (QP/PK/AV)
1		4927.000	35.32	3.57	38.89	-35.11	74.00	Peak
2		7256.000	34.90	11.02	45.92	-28.08	74.00	Peak
3		7995.500	32.31	12.52	44.83	-29.17	74.00	Peak
4	*	10290.500	31.94	16.35	48.29	-25.71	74.00	Peak

Note:

1. " *", means this data is the worst emission level.
2. C.F (Correction Factor) = Antenna Factor (dB)+ Cable Loss (dB)- Preamplifier(dB).
3. Measurement(dBuV/m) = Reading(dBuV) + C.F (Correction Factor).
4.The emission levels of other frequencies are very lower than the limit and not show in test report.

EUT	AX5400 Wi-Fi 6 Router	Date of Test	2020-12-26
Factor	BBHA 9120D (1GHz~18GHz)_2020	Temp. / Humidity	21.5°C/36.4%
Polarity	Vertical	Site / Test Engineer	AC1 / Jay Chou
Test Mode	Transmit by 802.11g at Channel 2462MHz	Test Voltage	120V/60Hz

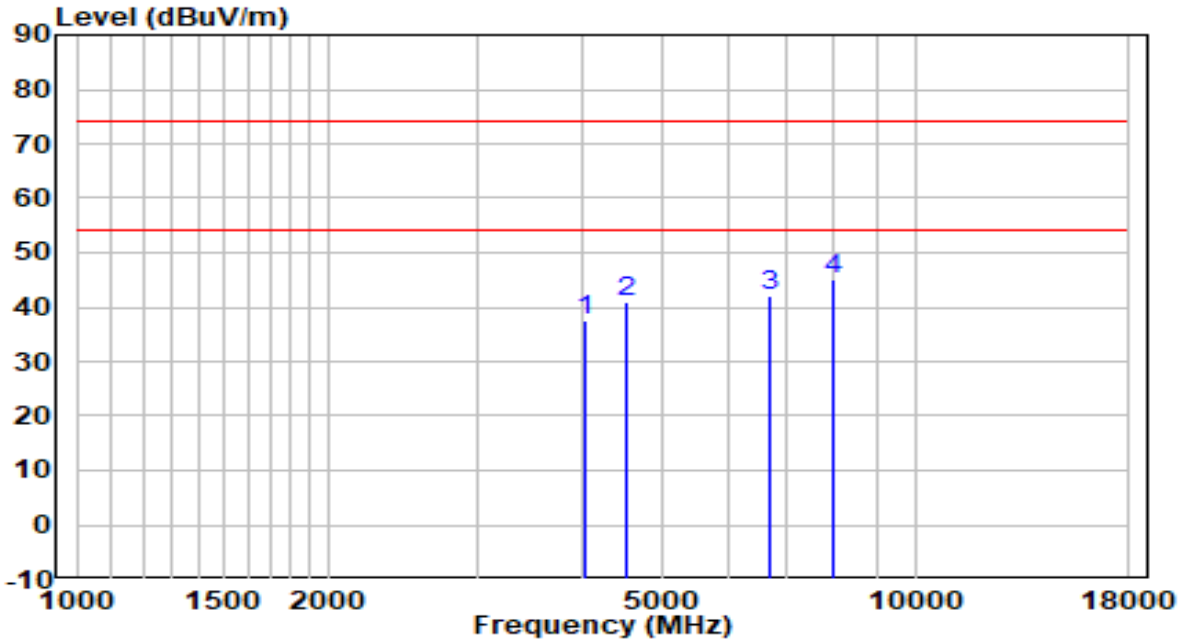

No		Frequency (MHz)	Reading (dBuV)	C.F (dB)	Measurement (dBuV/m)	Margin (dB)	Limit (dBuV/m)	Remark (QP/PK/AV)
1		4051.500	36.35	1.05	37.40	-36.60	74.00	Peak
2		4527.500	38.41	2.62	41.03	-32.97	74.00	Peak
3		6695.000	33.10	8.95	42.06	-31.94	74.00	Peak
4	*	7970.000	32.79	12.48	45.27	-28.73	74.00	Peak

Note:

1. " *", means this data is the worst emission level.
2. C.F (Correction Factor) = Antenna Factor (dB)+ Cable Loss (dB)- Preamplifier(dB).
3. Measurement(dBuV/m) = Reading(dBuV) + C.F (Correction Factor).
4.The emission levels of other frequencies are very lower than the limit and not show in test report.

EUT	AX5400 Wi-Fi 6 Router	Date of Test	2020-12-26
Factor	BBHA 9120D (1GHz~18GHz)_2020	Temp. / Humidity	21.5°C/36.4%
Polarity	Horizontal	Site / Test Engineer	AC1 / Jay Chou
Test Mode	Transmit by 802.11n-HT20 at Channel 2412MHz	Test Voltage	120V/60Hz

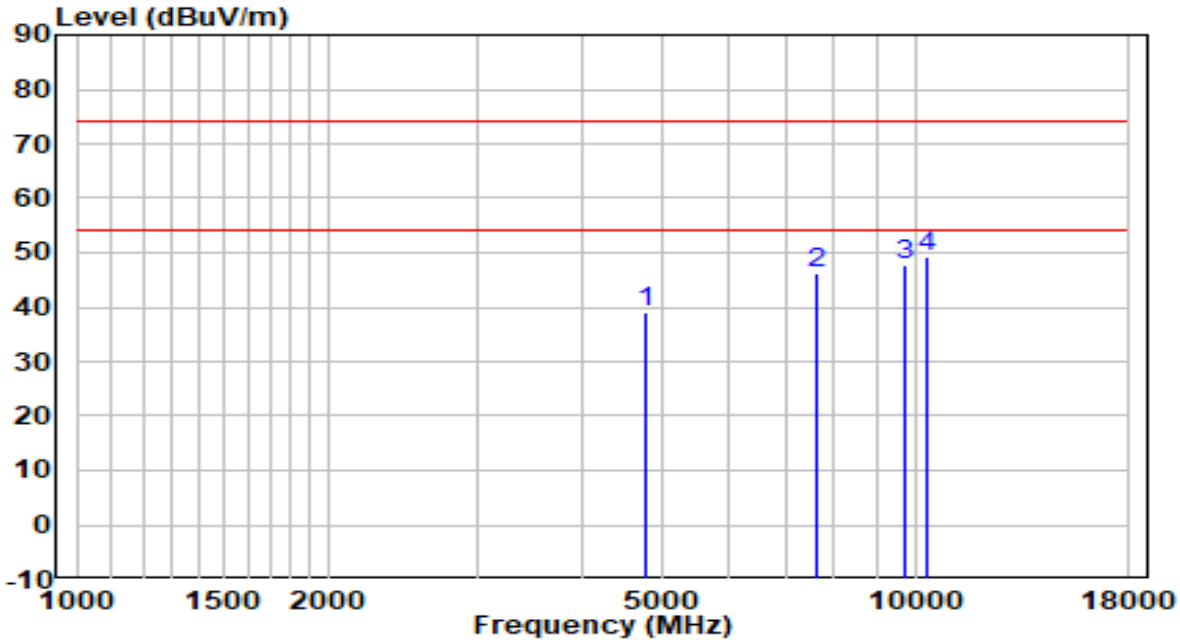

No		Frequency (MHz)	Reading (dBuV)	C.F (dB)	Measurement (dBuV/m)	Margin (dB)	Limit (dBuV/m)	Remark (QP/PK/AV)
1		4774.000	35.99	3.21	39.20	-34.80	74.00	Peak
2		7655.500	34.20	11.97	46.17	-27.83	74.00	Peak
3		9746.500	33.00	14.88	47.89	-26.11	74.00	Peak
4	*	10358.500	32.50	16.59	49.08	-24.92	74.00	Peak

Note:

1. " *", means this data is the worst emission level.
2. C.F (Correction Factor) = Antenna Factor (dB)+ Cable Loss (dB)- Preamplifier(dB).
3. Measurement(dBuV/m) = Reading(dBuV) + C.F (Correction Factor).
4.The emission levels of other frequencies are very lower than the limit and not show in test report.

EUT	AX5400 Wi-Fi 6 Router	Date of Test	2020-12-26
Factor	BBHA 9120D (1GHz~18GHz)_2020	Temp. / Humidity	21.5°C/36.4%
Polarity	Vertical	Site / Test Engineer	AC1 / Jay Chou
Test Mode	Transmit by 802.11n-HT20 at Channel 2412MHz	Test Voltage	120V/60Hz

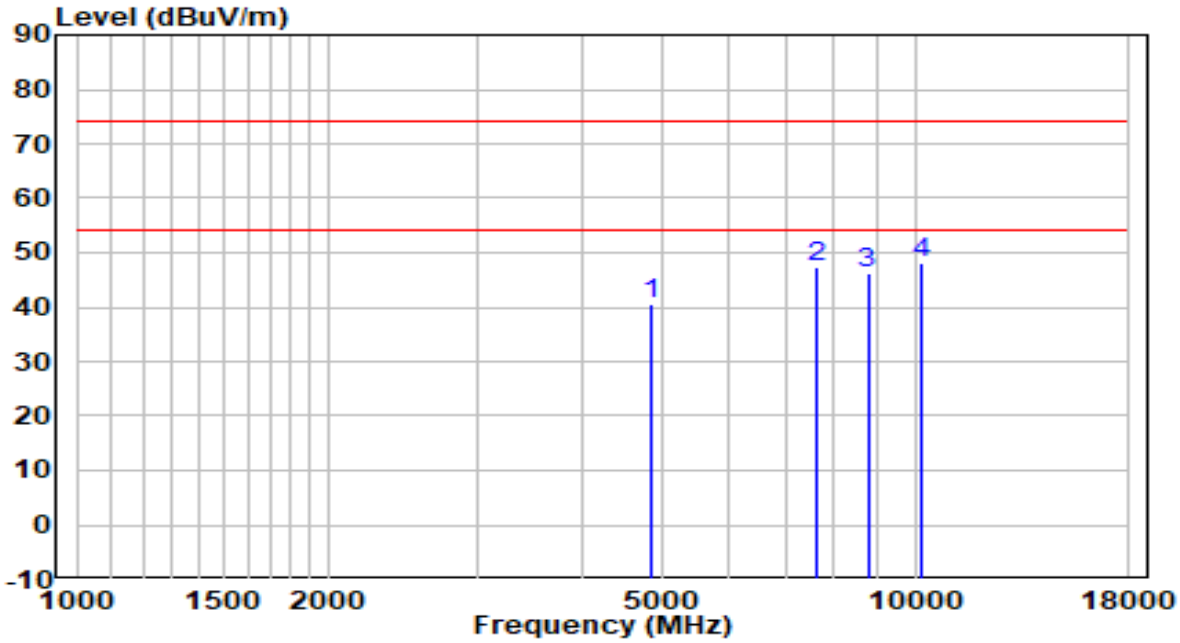

No		Frequency (MHz)	Reading (dBuV)	C.F (dB)	Measurement (dBuV/m)	Margin (dB)	Limit (dBuV/m)	Remark (QP/PK/AV)
1		4842.000	37.23	3.37	40.60	-33.40	74.00	Peak
2		7655.500	35.44	11.97	47.40	-26.60	74.00	Peak
3		8777.500	33.22	13.13	46.36	-27.64	74.00	Peak
4	*	10154.500	32.24	15.89	48.13	-25.87	74.00	Peak

Note:

1. " *", means this data is the worst emission level.
2. C.F (Correction Factor) = Antenna Factor (dB)+ Cable Loss (dB)- Preamplifier(dB).
3. Measurement(dBuV/m) = Reading(dBuV) + C.F (Correction Factor).
4.The emission levels of other frequencies are very lower than the limit and not show in test report.

EUT	AX5400 Wi-Fi 6 Router	Date of Test	2020-12-26
Factor	BBHA 9120D (1GHz~18GHz)_2020	Temp. / Humidity	21.5°C/36.4%
Polarity	Horizontal	Site / Test Engineer	AC1 / Jay Chou
Test Mode	Transmit by 802.11n-HT20 at Channel 2437MHz	Test Voltage	120V/60Hz

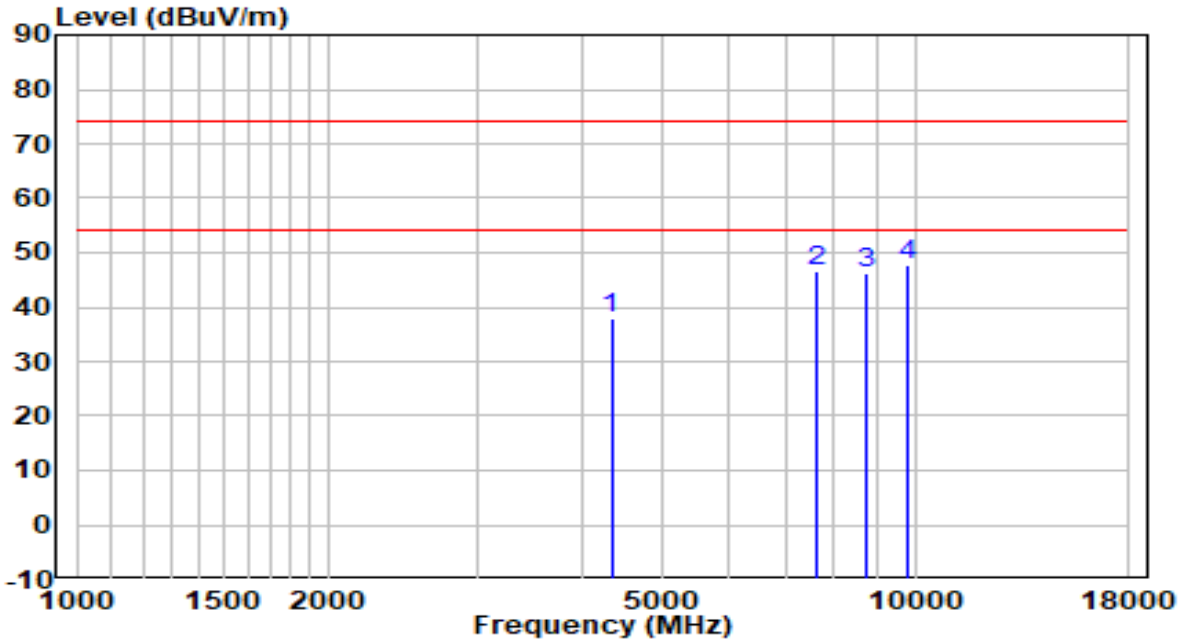

No		Frequency (MHz)	Reading (dBuV)	C.F (dB)	Measurement (dBuV/m)	Margin (dB)	Limit (dBuV/m)	Remark (QP/PK/AV)
1		4340.500	35.88	2.02	37.90	-36.10	74.00	Peak
2		7655.500	34.51	11.97	46.48	-27.52	74.00	Peak
3		8752.000	33.13	13.07	46.20	-27.80	74.00	Peak
4	*	9772.000	32.87	14.93	47.80	-26.20	74.00	Peak

Note:

1. " *", means this data is the worst emission level.
2. C.F (Correction Factor) = Antenna Factor (dB)+ Cable Loss (dB)- Preamplifier(dB).
3. Measurement(dBuV/m) = Reading(dBuV) + C.F (Correction Factor).
4.The emission levels of other frequencies are very lower than the limit and not show in test report.

EUT	AX5400 Wi-Fi 6 Router	Date of Test	2020-12-26
Factor	BBHA 9120D (1GHz~18GHz)_2020	Temp. / Humidity	21.5°C/36.4%
Polarity	Vertical	Site / Test Engineer	AC1 / Jay Chou
Test Mode	Transmit by 802.11n-HT20 at Channel 2437MHz	Test Voltage	120V/60Hz

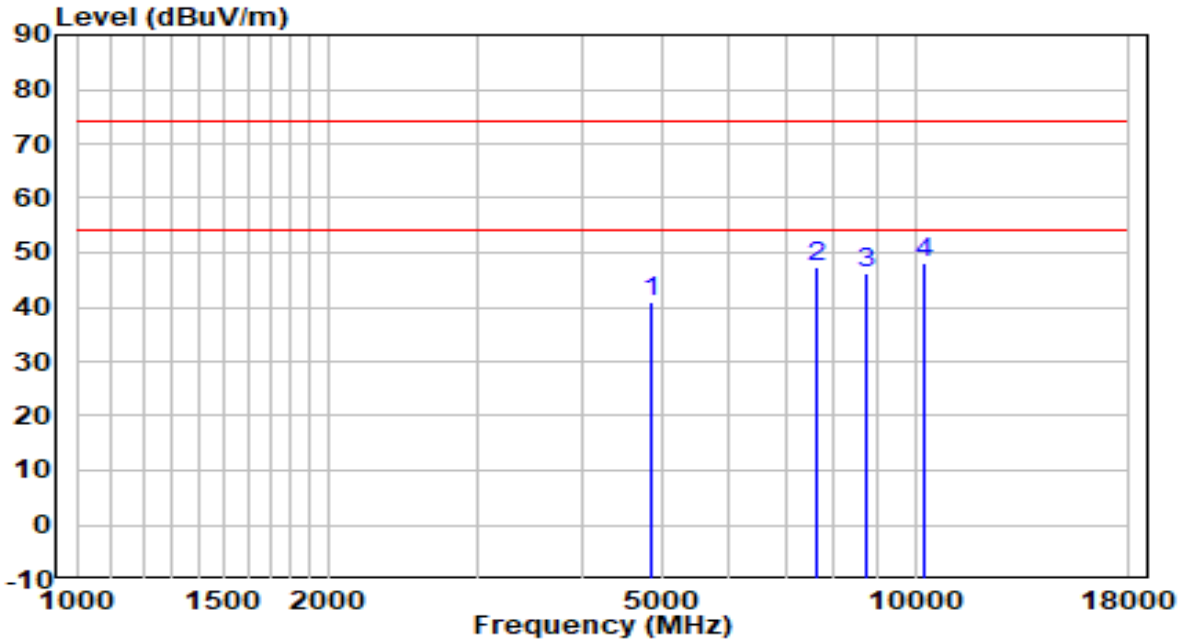

No		Frequency (MHz)	Reading (dBuV)	C.F (dB)	Measurement (dBuV/m)	Margin (dB)	Limit (dBuV/m)	Remark (QP/PK/AV)
1		4842.000	37.42	3.37	40.79	-33.21	74.00	Peak
2		7655.500	35.38	11.97	47.35	-26.65	74.00	Peak
3		8752.000	33.32	13.07	46.39	-27.61	74.00	Peak
4	*	10273.500	31.82	16.30	48.11	-25.89	74.00	Peak

Note:

1. " *", means this data is the worst emission level.
2. C.F (Correction Factor) = Antenna Factor (dB)+ Cable Loss (dB)- Preamplifier(dB).
3. Measurement(dBuV/m) = Reading(dBuV) + C.F (Correction Factor).
4.The emission levels of other frequencies are very lower than the limit and not show in test report.

EUT	AX5400 Wi-Fi 6 Router	Date of Test	2020-12-26
Factor	BBHA 9120D (1GHz~18GHz)_2020	Temp. / Humidity	21.5°C/36.4%
Polarity	Horizontal	Site / Test Engineer	AC1 / Jay Chou
Test Mode	Transmit by 802.11n-HT20 at Channel 2462MHz	Test Voltage	120V/60Hz

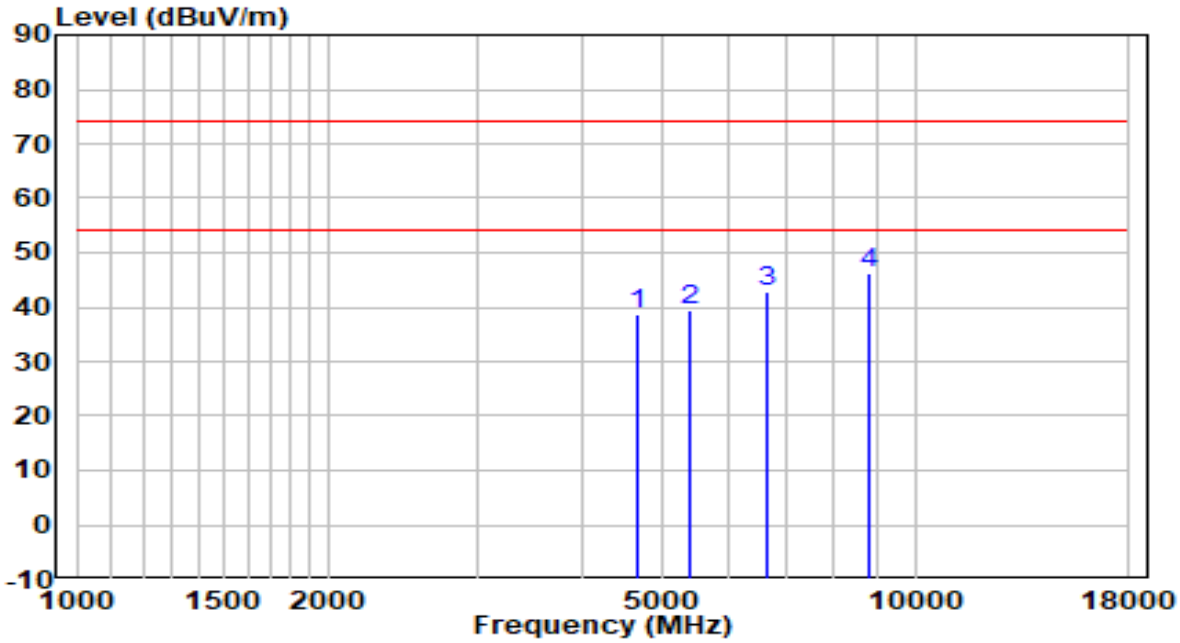

No		Frequency (MHz)	Reading (dBuV)	C.F (dB)	Measurement (dBuV/m)	Margin (dB)	Limit (dBuV/m)	Remark (QP/PK/AV)
1		4680.500	35.79	2.98	38.77	-35.23	74.00	Peak
2		5386.000	35.40	4.15	39.56	-34.44	74.00	Peak
3		6635.500	34.22	8.69	42.91	-31.09	74.00	Peak
4	*	8837.000	32.86	13.28	46.14	-27.86	74.00	Peak

Note:

1. " *", means this data is the worst emission level.
2. C.F (Correction Factor) = Antenna Factor (dB)+ Cable Loss (dB)- Preamplifier(dB).
3. Measurement(dBuV/m) = Reading(dBuV) + C.F (Correction Factor).
4.The emission levels of other frequencies are very lower than the limit and not show in test report.

EUT	AX5400 Wi-Fi 6 Router	Date of Test	2020-12-26
Factor	BBHA 9120D (1GHz~18GHz)_2020	Temp. / Humidity	21.5°C/36.4%
Polarity	Vertical	Site / Test Engineer	AC1 / Jay Chou
Test Mode	Transmit by 802.11n-HT20 at Channel 2462MHz	Test Voltage	120V/60Hz

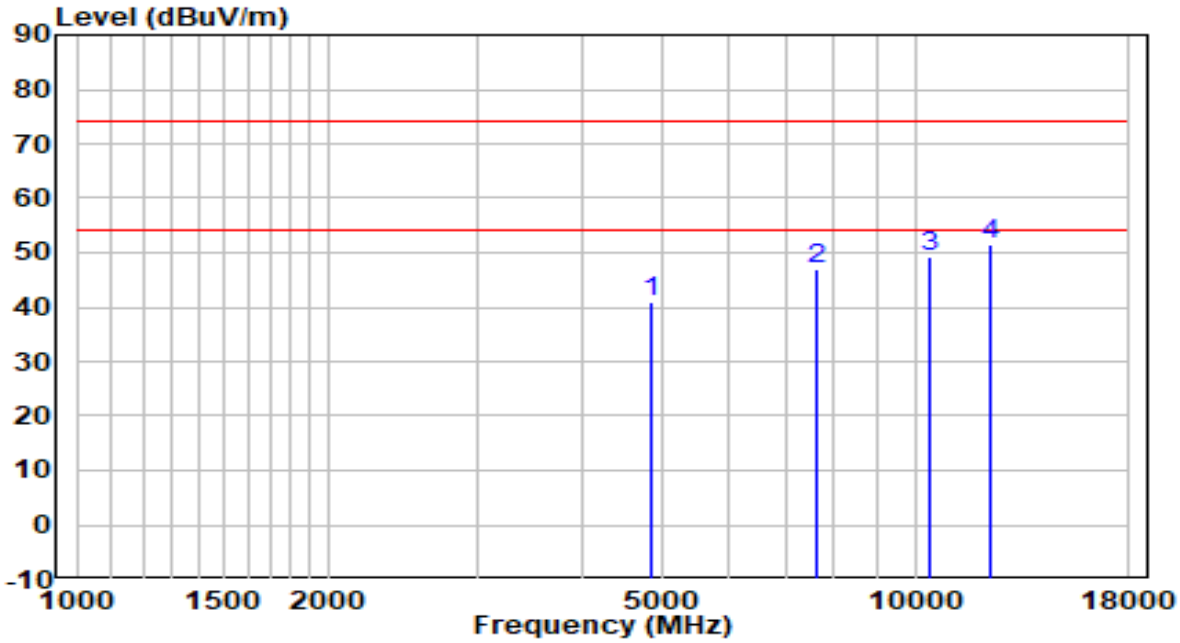

No		Frequency (MHz)	Reading (dBuV)	C.F (dB)	Measurement (dBuV/m)	Margin (dB)	Limit (dBuV/m)	Remark (QP/PK/AV)
1		4842.000	37.42	3.37	40.79	-33.21	74.00	Peak
2		7655.500	35.06	11.97	47.03	-26.97	74.00	Peak
3		10392.500	32.62	16.70	49.32	-24.68	74.00	Peak
4	*	12279.500	33.75	17.87	51.62	-22.38	74.00	Peak

Note:

1. " *", means this data is the worst emission level.
2. C.F (Correction Factor) = Antenna Factor (dB)+ Cable Loss (dB)- Preamplifier(dB).
3. Measurement(dBuV/m) = Reading(dBuV) + C.F (Correction Factor).
4.The emission levels of other frequencies are very lower than the limit and not show in test report.

EUT	AX5400 Wi-Fi 6 Router	Date of Test	2020-12-26
Factor	BBHA 9120D (1GHz~18GHz)_2020	Temp. / Humidity	21.5°C/36.4%
Polarity	Vertical	Site / Test Engineer	AC1 / Jay Chou
Test Mode	Transmit by 802.11n-HT40 at Channel 2422MHz	Test Voltage	120V/60Hz

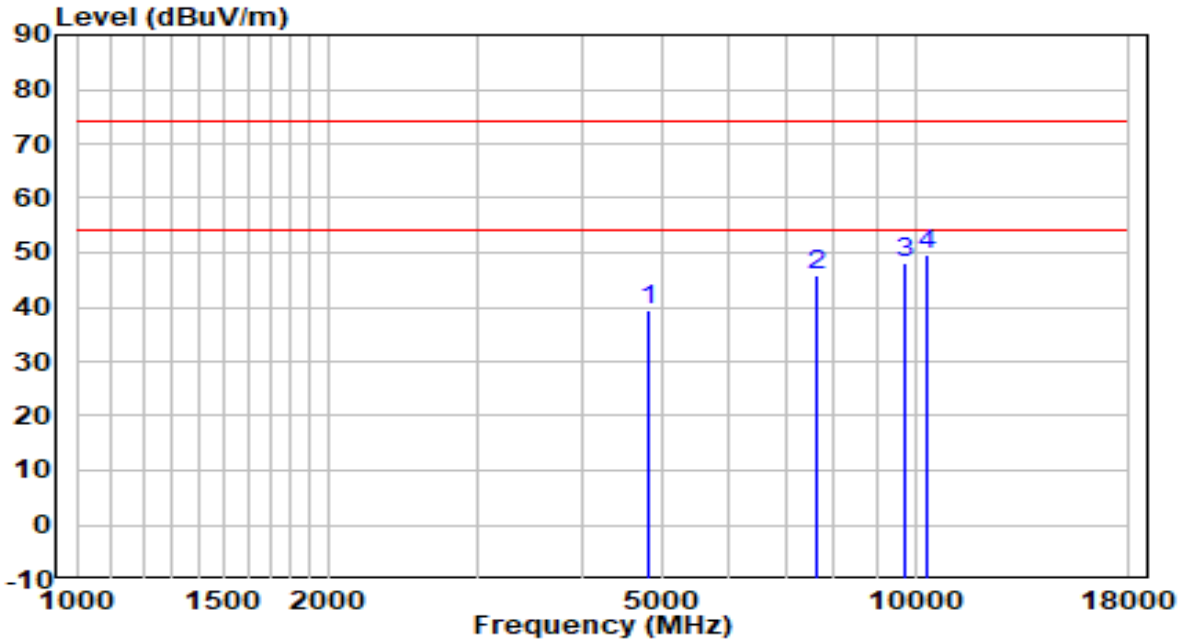

No		Frequency (MHz)	Reading (dBuV)	C.F (dB)	Measurement (dBuV/m)	Margin (dB)	Limit (dBuV/m)	Remark (QP/PK/AV)
1		4816.500	36.23	3.31	39.54	-34.46	74.00	Peak
2		7655.500	34.06	11.97	46.03	-27.97	74.00	Peak
3		9755.000	33.39	14.90	48.29	-25.71	74.00	Peak
4	*	10316.000	33.00	16.44	49.44	-24.56	74.00	Peak

Note:

1. " *", means this data is the worst emission level.
2. C.F (Correction Factor) = Antenna Factor (dB)+ Cable Loss (dB)- Preamplifier(dB).
3. Measurement(dBuV/m) = Reading(dBuV) + C.F (Correction Factor).
4.The emission levels of other frequencies are very lower than the limit and not show in test report.

EUT	AX5400 Wi-Fi 6 Router	Date of Test	2020-12-26
Factor	BBHA 9120D (1GHz~18GHz)_2020	Temp. / Humidity	21.5°C/36.4%
Polarity	Vertical	Site / Test Engineer	AC1 / Jay Chou
Test Mode	Transmit by 802.11n-HT40 at Channel 2422MHz	Test Voltage	120V/60Hz

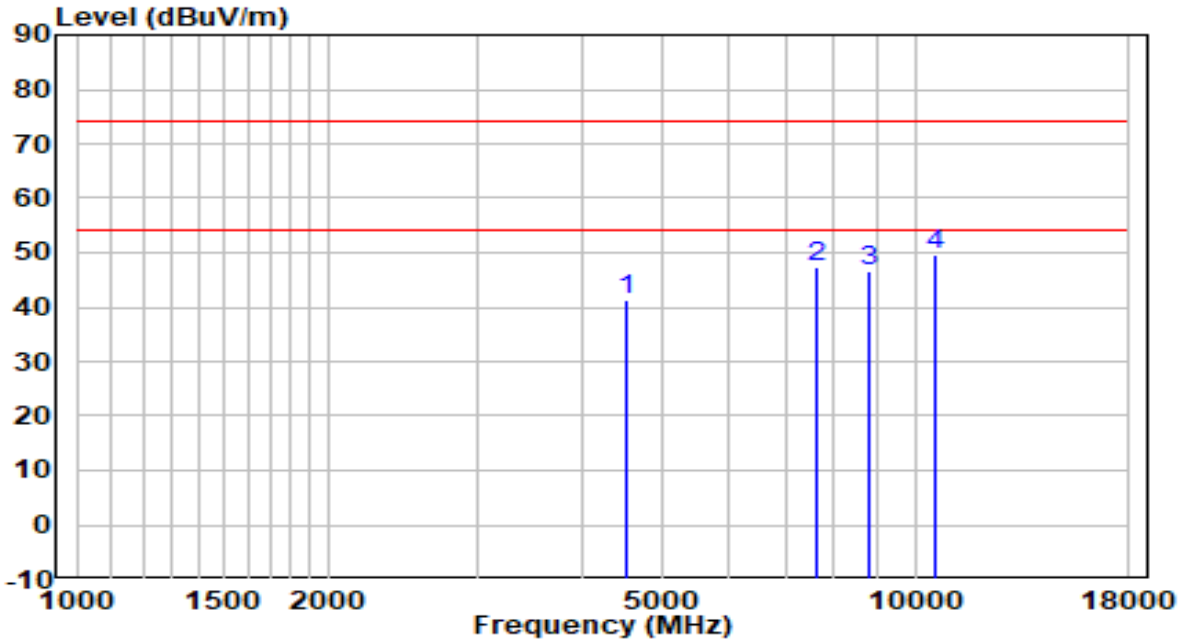

No		Frequency (MHz)	Reading (dBuV)	C.F (dB)	Measurement (dBuV/m)	Margin (dB)	Limit (dBuV/m)	Remark (QP/PK/AV)
1		4527.500	38.60	2.62	41.22	-32.78	74.00	Peak
2		7655.500	35.22	11.97	47.19	-26.81	74.00	Peak
3		8837.000	33.42	13.28	46.70	-27.30	74.00	Peak
4	*	10554.000	32.52	17.15	49.67	-24.33	74.00	Peak

Note:

1. " *", means this data is the worst emission level.
2. C.F (Correction Factor) = Antenna Factor (dB)+ Cable Loss (dB)- Preamplifier(dB).
3. Measurement(dBuV/m) = Reading(dBuV) + C.F (Correction Factor).
4.The emission levels of other frequencies are very lower than the limit and not show in test report.

EUT	AX5400 Wi-Fi 6 Router	Date of Test	2020-12-26
Factor	BBHA 9120D (1GHz~18GHz)_2020	Temp. / Humidity	21.5°C/36.4%
Polarity	Horizontal	Site / Test Engineer	AC1 / Jay Chou
Test Mode	Transmit by 802.11n-HT40 at Channel 2437MHz	Test Voltage	120V/60Hz

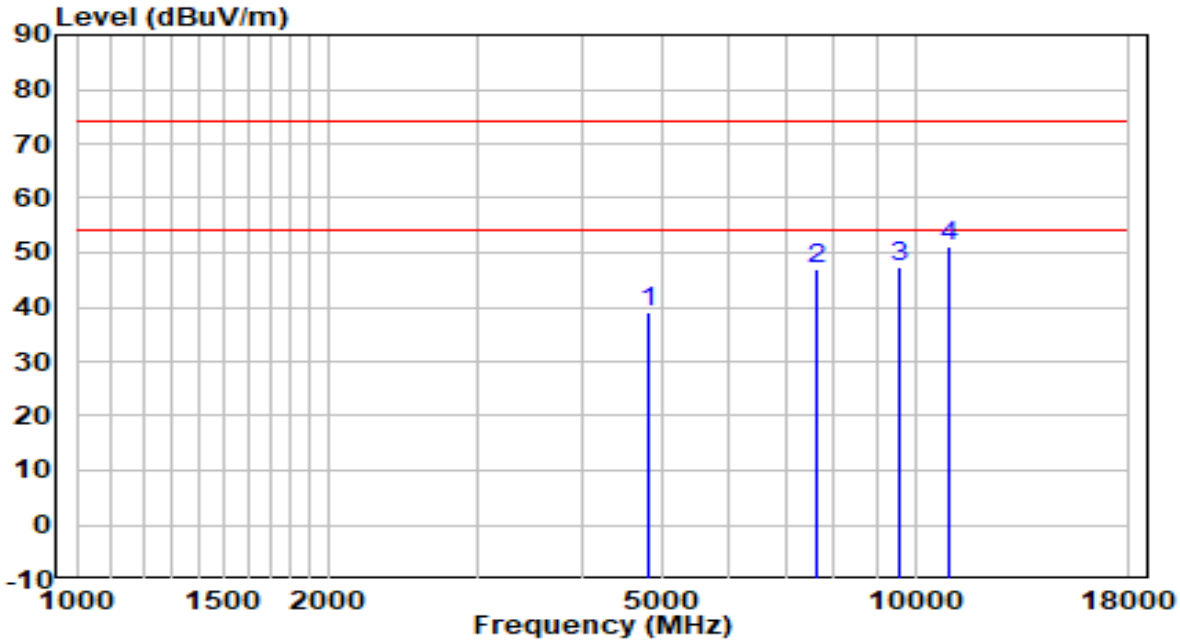

No		Frequency (MHz)	Reading (dBuV)	C.F (dB)	Measurement (dBuV/m)	Margin (dB)	Limit (dBuV/m)	Remark (QP/PK/AV)
1		4791.000	35.70	3.25	38.95	-35.05	74.00	Peak
2		7655.500	34.85	11.97	46.82	-27.18	74.00	Peak
3		9610.500	32.91	14.63	47.54	-26.46	74.00	Peak
4	*	10945.000	33.29	17.70	50.99	-23.01	74.00	Peak

Note:

1. " *", means this data is the worst emission level.
2. C.F (Correction Factor) = Antenna Factor (dB)+ Cable Loss (dB)- Preamplifier(dB).
3. Measurement(dBuV/m) = Reading(dBuV) + C.F (Correction Factor).
4.The emission levels of other frequencies are very lower than the limit and not show in test report.

EUT	AX5400 Wi-Fi 6 Router	Date of Test	2020-12-26
Factor	BBHA 9120D (1GHz~18GHz)_2020	Temp. / Humidity	21.5°C/36.4%
Polarity	Vertical	Site / Test Engineer	AC1 / Jay Chou
Test Mode	Transmit by 802.11n-HT40 at Channel 2437MHz	Test Voltage	120V/60Hz

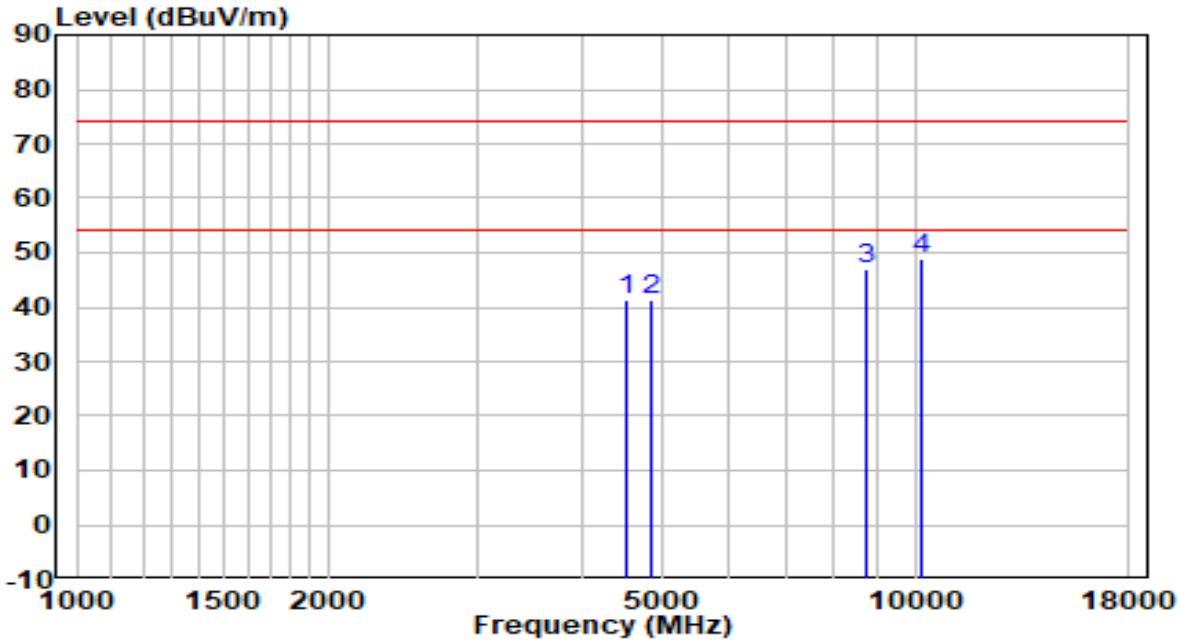

No		Frequency (MHz)	Reading (dBuV)	C.F (dB)	Measurement (dBuV/m)	Margin (dB)	Limit (dBuV/m)	Remark (QP/PK/AV)
1		4527.500	38.88	2.62	41.49	-32.51	74.00	Peak
2		4842.000	37.83	3.37	41.20	-32.80	74.00	Peak
3		8752.000	34.03	13.07	47.10	-26.90	74.00	Peak
4	*	10154.500	32.89	15.89	48.78	-25.22	74.00	Peak

Note:

1. " *", means this data is the worst emission level.
2. C.F (Correction Factor) = Antenna Factor (dB)+ Cable Loss (dB)- Preamplifier(dB).
3. Measurement(dBuV/m) = Reading(dBuV) + C.F (Correction Factor).
4.The emission levels of other frequencies are very lower than the limit and not show in test report.

EUT	AX5400 Wi-Fi 6 Router	Date of Test	2020-12-26
Factor	BBHA 9120D (1GHz~18GHz)_2020	Temp. / Humidity	21.5°C/36.4%
Polarity	Horizontal	Site / Test Engineer	AC1 / Jay Chou
Test Mode	Transmit by 802.11n-HT40 at Channel 2452MHz	Test Voltage	120V/60Hz

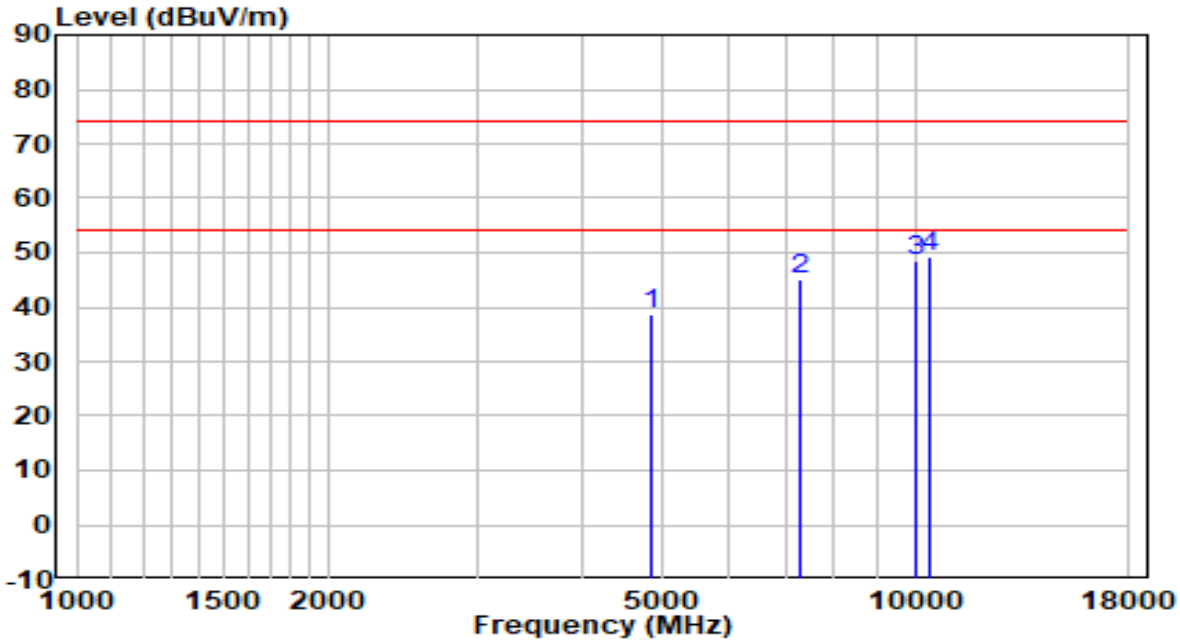

No		Frequency (MHz)	Reading (dBuV)	C.F (dB)	Measurement (dBuV/m)	Margin (dB)	Limit (dBuV/m)	Remark (QP/PK/AV)
1		4833.500	35.49	3.35	38.84	-35.16	74.00	Peak
2		7315.500	34.01	11.19	45.20	-28.80	74.00	Peak
3		10001.500	33.16	15.37	48.52	-25.48	74.00	Peak
4	*	10443.500	32.50	16.88	49.38	-24.62	74.00	Peak

Note:

1. " *", means this data is the worst emission level.
2. C.F (Correction Factor) = Antenna Factor (dB)+ Cable Loss (dB)- Preamplifier(dB).
3. Measurement(dBuV/m) = Reading(dBuV) + C.F (Correction Factor).
4.The emission levels of other frequencies are very lower than the limit and not show in test report.

EUT	AX5400 Wi-Fi 6 Router	Date of Test	2020-12-26
Factor	BBHA 9120D (1GHz~18GHz)_2020	Temp. / Humidity	21.5°C/36.4%
Polarity	Vertical	Site / Test Engineer	AC1 / Jay Chou
Test Mode	Transmit by 802.11n-HT40 at Channel 2452MHz	Test Voltage	120V/60Hz

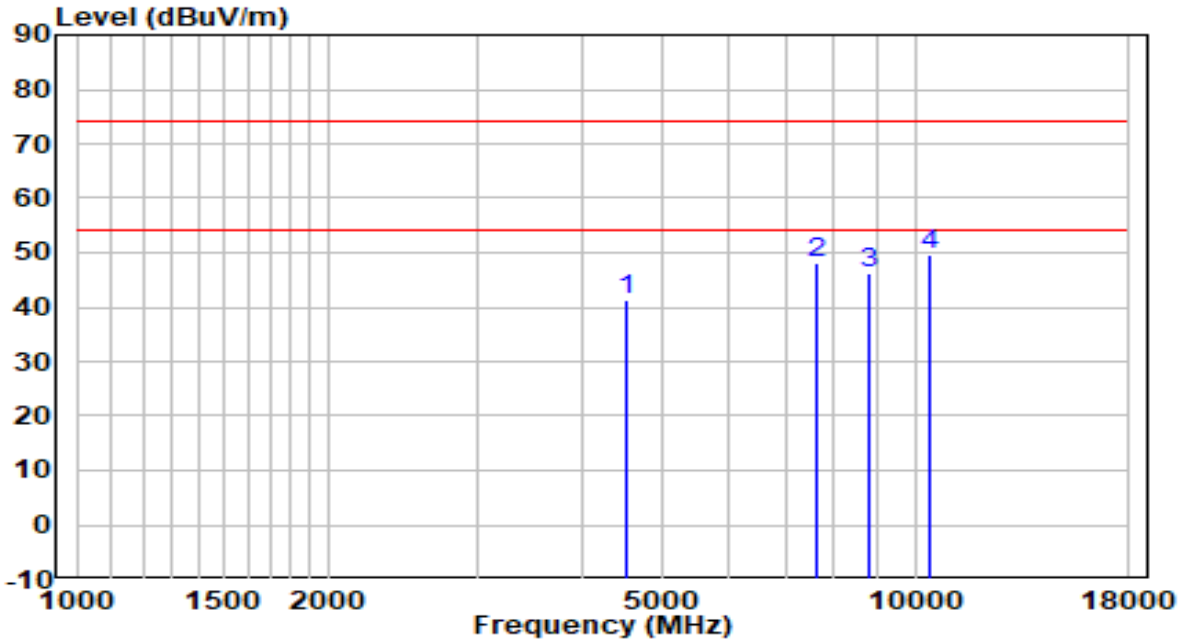

No		Frequency (MHz)	Reading (dBuV)	C.F (dB)	Measurement (dBuV/m)	Margin (dB)	Limit (dBuV/m)	Remark (QP/PK/AV)
1		4527.500	38.77	2.62	41.38	-32.62	74.00	Peak
2		7655.500	36.22	11.97	48.19	-25.81	74.00	Peak
3		8837.000	32.87	13.28	46.15	-27.85	74.00	Peak
4	*	10375.500	32.84	16.64	49.49	-24.51	74.00	Peak

Note:

1. " *", means this data is the worst emission level.
2. C.F (Correction Factor) = Antenna Factor (dB)+ Cable Loss (dB)- Preamplifier(dB).
3. Measurement(dBuV/m) = Reading(dBuV) + C.F (Correction Factor).
4.The emission levels of other frequencies are very lower than the limit and not show in test report.

EUT	AX5400 Wi-Fi 6 Router	Date of Test	2020-12-26
Factor	BBHA 9120D (1GHz~18GHz)_2020	Temp. / Humidity	21.5°C/36.4%
Polarity	Vertical	Site / Test Engineer	AC1 / Jay Chou
Test Mode	Transmit by 802.11ax-HE20 at Channel 2412MHz	Test Voltage	120V/60Hz

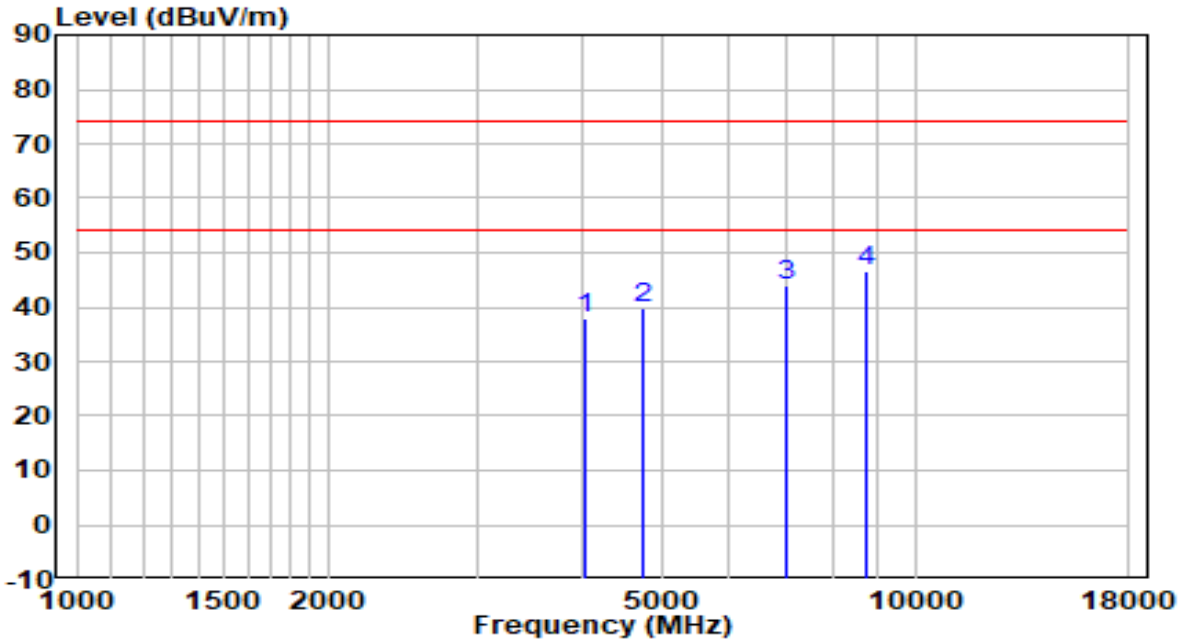

No		Frequency (MHz)	Reading (dBuV)	C.F (dB)	Measurement (dBuV/m)	Margin (dB)	Limit (dBuV/m)	Remark (QP/PK/AV)
1		4051.500	36.88	1.05	37.93	-36.07	74.00	Peak
2		4748.500	36.65	3.15	39.80	-34.20	74.00	Peak
3		7026.500	33.64	10.37	44.02	-29.98	74.00	Peak
4	*	8760.500	33.36	13.09	46.45	-27.55	74.00	Peak

Note:

1. " *", means this data is the worst emission level.
2. C.F (Correction Factor) = Antenna Factor (dB)+ Cable Loss (dB)- Preamplifier(dB).
3. Measurement(dBuV/m) = Reading(dBuV) + C.F (Correction Factor).
4.The emission levels of other frequencies are very lower than the limit and not show in test report.

EUT	AX5400 Wi-Fi 6 Router	Date of Test	2020-12-26
Factor	BBHA 9120D (1GHz~18GHz)_2020	Temp. / Humidity	21.5°C/36.4%
Polarity	Vertical	Site / Test Engineer	AC1 / Jay Chou
Test Mode	Transmit by 802.11ax-HE20 at Channel 2412MHz	Test Voltage	120V/60Hz

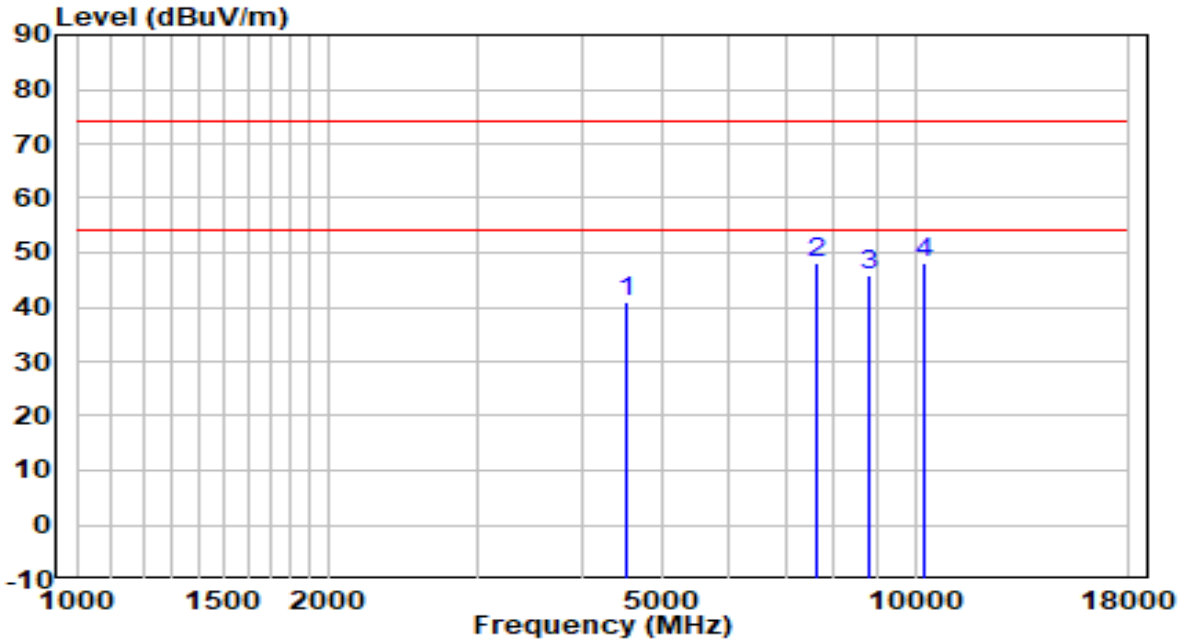

No		Frequency (MHz)	Reading (dBuV)	C.F (dB)	Measurement (dBuV/m)	Margin (dB)	Limit (dBuV/m)	Remark (QP/PK/AV)
1		4527.500	38.52	2.62	41.13	-32.87	74.00	Peak
2		7655.500	36.15	11.97	48.12	-25.88	74.00	Peak
3		8794.500	32.65	13.18	45.83	-28.17	74.00	Peak
4	*	10282.000	31.83	16.32	48.15	-25.85	74.00	Peak

Note:

1. " *", means this data is the worst emission level.
2. C.F (Correction Factor) = Antenna Factor (dB)+ Cable Loss (dB)- Preamplifier(dB).
3. Measurement(dBuV/m) = Reading(dBuV) + C.F (Correction Factor).
4.The emission levels of other frequencies are very lower than the limit and not show in test report.

EUT	AX5400 Wi-Fi 6 Router	Date of Test	2020-12-26
Factor	BBHA 9120D (1GHz~18GHz)_2020	Temp. / Humidity	21.5°C/36.4%
Polarity	Horizontal	Site / Test Engineer	AC1 / Jay Chou
Test Mode	Transmit by 802.11ax-HE20 at Channel 2437MHz	Test Voltage	120V/60Hz

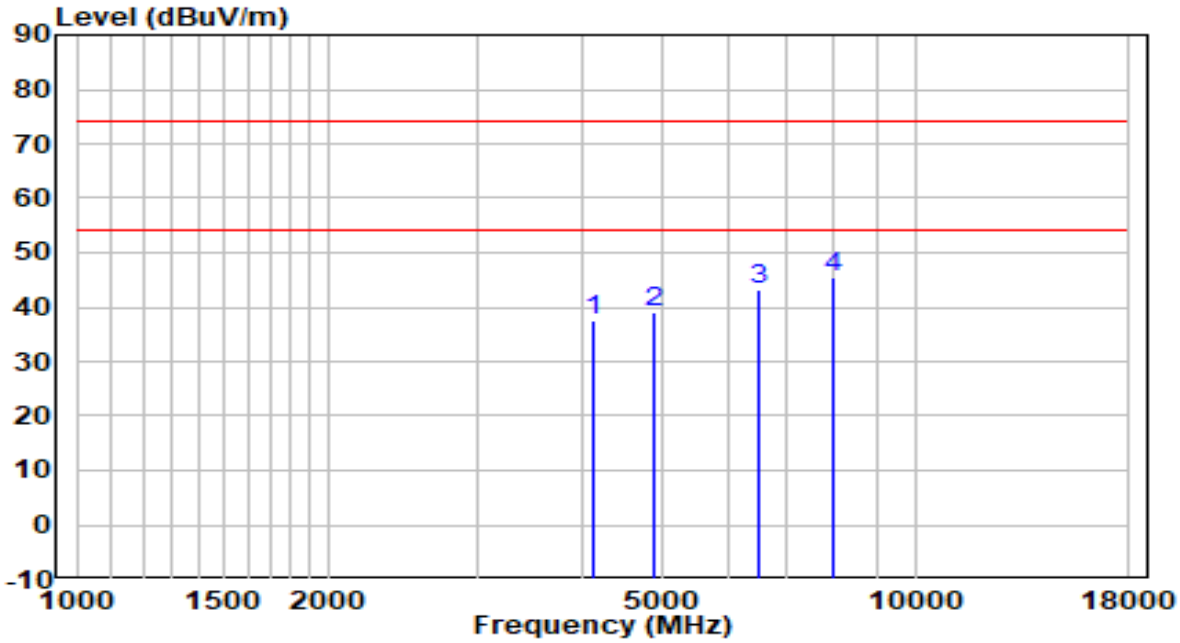

No		Frequency (MHz)	Reading (dBuV)	C.F (dB)	Measurement (dBuV/m)	Margin (dB)	Limit (dBuV/m)	Remark (QP/PK/AV)
1		4128.000	36.16	1.31	37.47	-36.53	74.00	Peak
2		4893.000	35.53	3.49	39.02	-34.98	74.00	Peak
3		6499.500	35.02	8.09	43.11	-30.89	74.00	Peak
4	*	7978.500	32.80	12.49	45.29	-28.71	74.00	Peak

Note:

1. " *", means this data is the worst emission level.
2. C.F (Correction Factor) = Antenna Factor (dB)+ Cable Loss (dB)- Preamplifier(dB).
3. Measurement(dBuV/m) = Reading(dBuV) + C.F (Correction Factor).
4.The emission levels of other frequencies are very lower than the limit and not show in test report.

EUT	AX5400 Wi-Fi 6 Router	Date of Test	2020-12-26
Factor	BBHA 9120D (1GHz~18GHz)_2020	Temp. / Humidity	21.5°C/36.4%
Polarity	Vertical	Site / Test Engineer	AC1 / Jay Chou
Test Mode	Transmit by 802.11ax-HE20 at Channel 2437MHz	Test Voltage	120V/60Hz

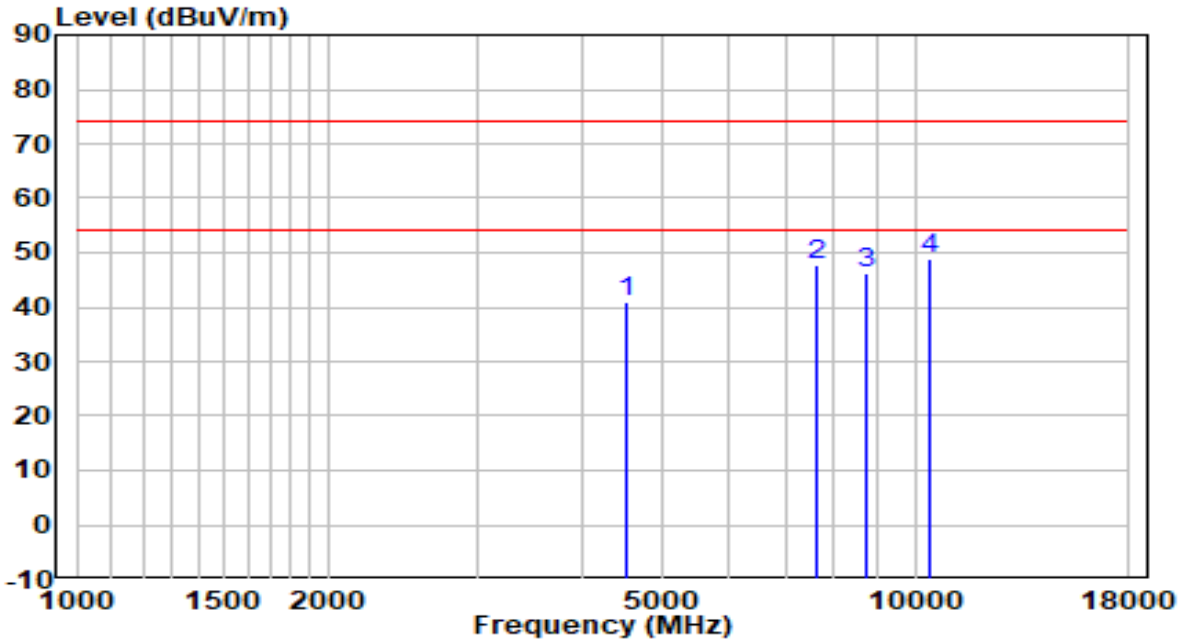

No		Frequency (MHz)	Reading (dBuV)	C.F (dB)	Measurement (dBuV/m)	Margin (dB)	Limit (dBuV/m)	Remark (QP/PK/AV)
1		4527.500	38.38	2.62	40.99	-33.01	74.00	Peak
2		7655.500	35.93	11.97	47.90	-26.10	74.00	Peak
3		8752.000	33.08	13.07	46.15	-27.85	74.00	Peak
4	*	10426.500	32.02	16.82	48.84	-25.16	74.00	Peak

Note:

1. " *", means this data is the worst emission level.
2. C.F (Correction Factor) = Antenna Factor (dB)+ Cable Loss (dB)- Preamplifier(dB).
3. Measurement(dBuV/m) = Reading(dBuV) + C.F (Correction Factor).
4.The emission levels of other frequencies are very lower than the limit and not show in test report.

EUT	AX5400 Wi-Fi 6 Router	Date of Test	2020-12-26
Factor	BBHA 9120D (1GHz~18GHz)_2020	Temp. / Humidity	21.5°C/36.4%
Polarity	Horizontal	Site / Test Engineer	AC1 / Jay Chou
Test Mode	Transmit by 802.11ax-HE20 at Channel 2462MHz	Test Voltage	120V/60Hz

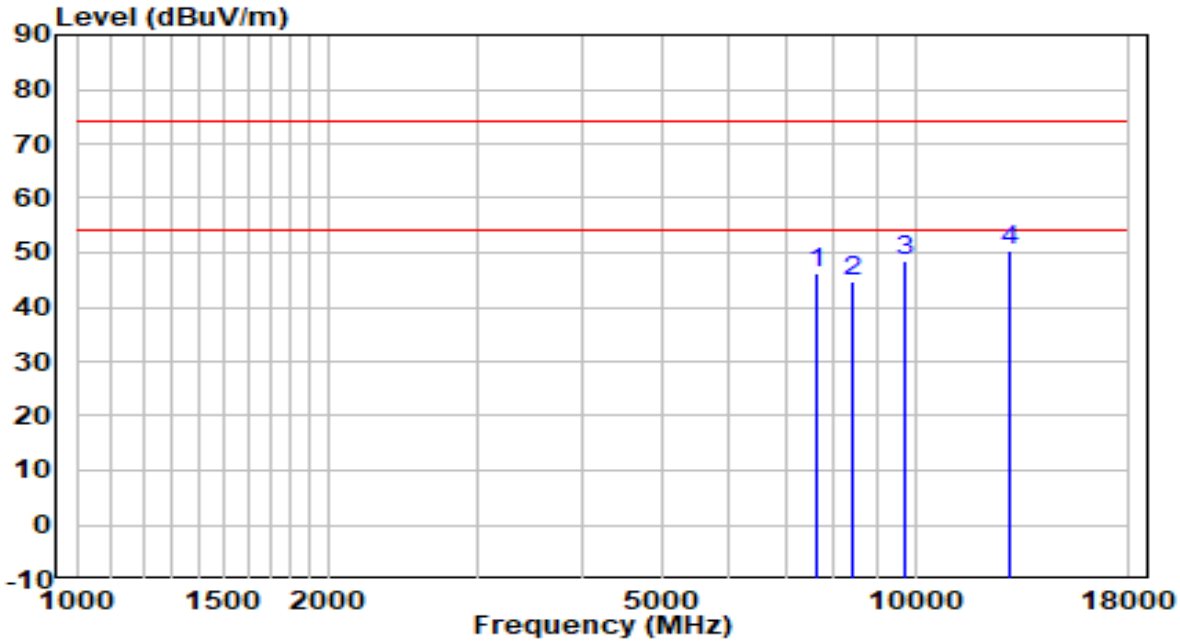

No		Frequency (MHz)	Reading (dBuV)	C.F (dB)	Measurement (dBuV/m)	Margin (dB)	Limit (dBuV/m)	Remark (QP/PK/AV)
1		7655.500	34.12	11.97	46.09	-27.91	74.00	Peak
2		8403.500	32.38	12.47	44.85	-29.15	74.00	Peak
3		9746.500	33.78	14.88	48.66	-25.34	74.00	Peak
4	*	12993.500	31.27	19.27	50.54	-23.46	74.00	Peak

Note:

1. " *", means this data is the worst emission level.
2. C.F (Correction Factor) = Antenna Factor (dB)+ Cable Loss (dB)- Preamplifier(dB).
3. Measurement(dBuV/m) = Reading(dBuV) + C.F (Correction Factor).
4.The emission levels of other frequencies are very lower than the limit and not show in test report.

EUT	AX5400 Wi-Fi 6 Router	Date of Test	2020-12-26
Factor	BBHA 9120D (1GHz~18GHz)_2020	Temp. / Humidity	21.5°C/36.4%
Polarity	Vertical	Site / Test Engineer	AC1 / Jay Chou
Test Mode	Transmit by 802.11ax-HE20 at Channel 2462MHz	Test Voltage	120V/60Hz

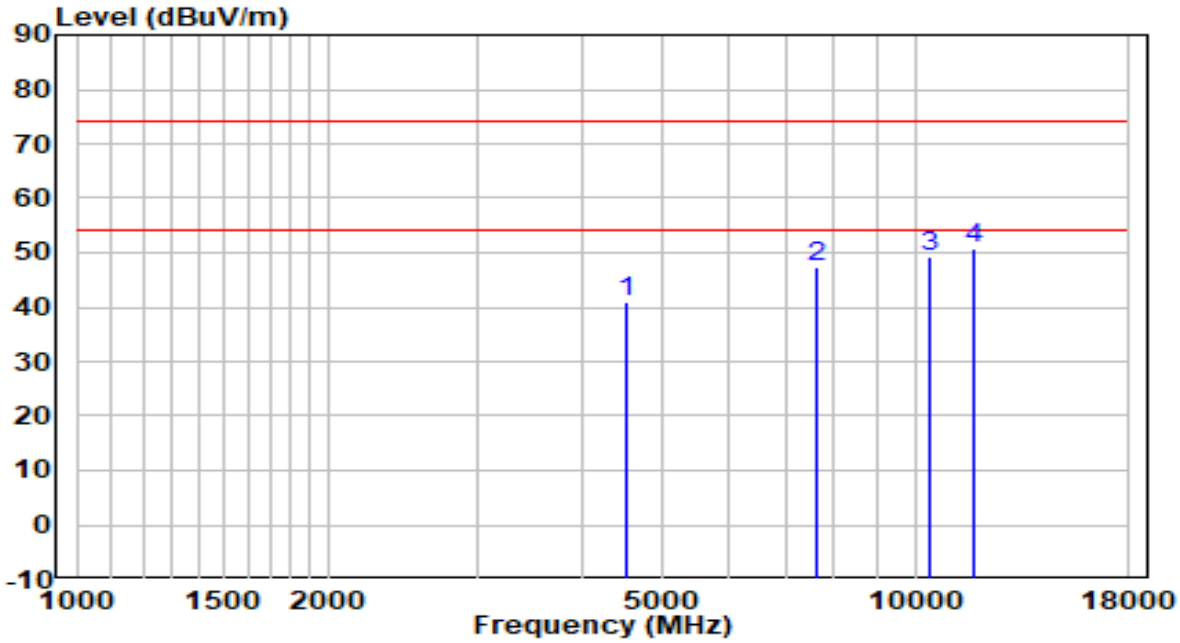

No		Frequency (MHz)	Reading (dBuV)	C.F (dB)	Measurement (dBuV/m)	Margin (dB)	Limit (dBuV/m)	Remark (QP/PK/AV)
1		4527.500	38.22	2.62	40.84	-33.16	74.00	Peak
2		7655.500	35.44	11.97	47.41	-26.59	74.00	Peak
3		10409.500	32.39	16.76	49.15	-24.85	74.00	Peak
4	*	11752.500	32.74	18.13	50.88	-23.12	74.00	Peak

Note:

1. " *", means this data is the worst emission level.
2. C.F (Correction Factor) = Antenna Factor (dB)+ Cable Loss (dB)- Preamplifier(dB).
3. Measurement(dBuV/m) = Reading(dBuV) + C.F (Correction Factor).
4.The emission levels of other frequencies are very lower than the limit and not show in test report.

EUT	AX5400 Wi-Fi 6 Router	Date of Test	2020-12-26
Factor	BBHA 9120D (1GHz~18GHz)_2020	Temp. / Humidity	22.6°C/24%
Polarity	Horizontal	Site / Test Engineer	AC1 / Jay Chou
Test Mode	Transmit by 802.11ax-HE40 at Channel 2422MHz	Test Voltage	120V/60Hz

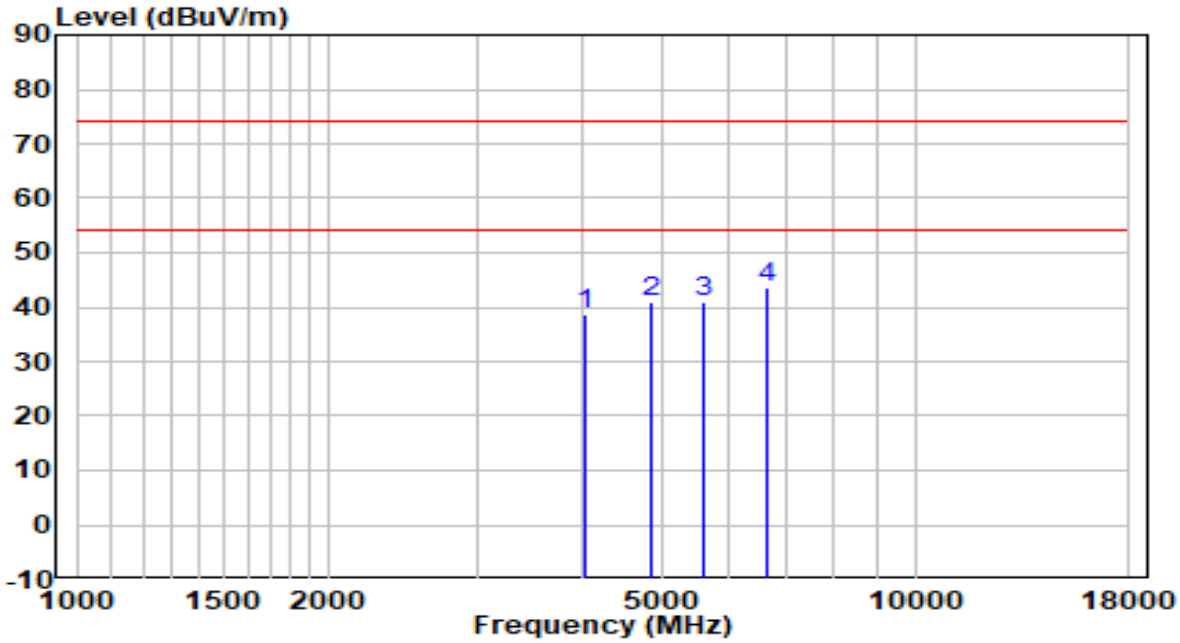

No		Frequency (MHz)	Reading (dBuV)	C.F (dB)	Measurement (dBuV/m)	Margin (dB)	Limit (dBuV/m)	Remark (QP/PK/AV)
1		4026.000	37.68	0.97	38.64	-35.36	74.00	Peak
2		4842.000	37.71	3.37	41.08	-32.92	74.00	Peak
3		5598.500	36.41	4.59	41.00	-33.00	74.00	Peak
4	*	6644.000	34.83	8.73	43.56	-30.44	74.00	Peak

Note:

1. " *", means this data is the worst emission level.
2. C.F (Correction Factor) = Antenna Factor (dB)+ Cable Loss (dB)- Preamplifier(dB).
3. Measurement(dBuV/m) = Reading(dBuV) + C.F (Correction Factor).
4.The emission levels of other frequencies are very lower than the limit and not show in test report.

EUT	AX5400 Wi-Fi 6 Router	Date of Test	2020-12-26
Factor	BBHA 9120D (1GHz~18GHz)_2020	Temp. / Humidity	22.6°C/24%
Polarity	Vertical	Site / Test Engineer	AC1 / Jay Chou
Test Mode	Transmit by 802.11ax-HE40 at Channel 2422MHz	Test Voltage	120V/60Hz

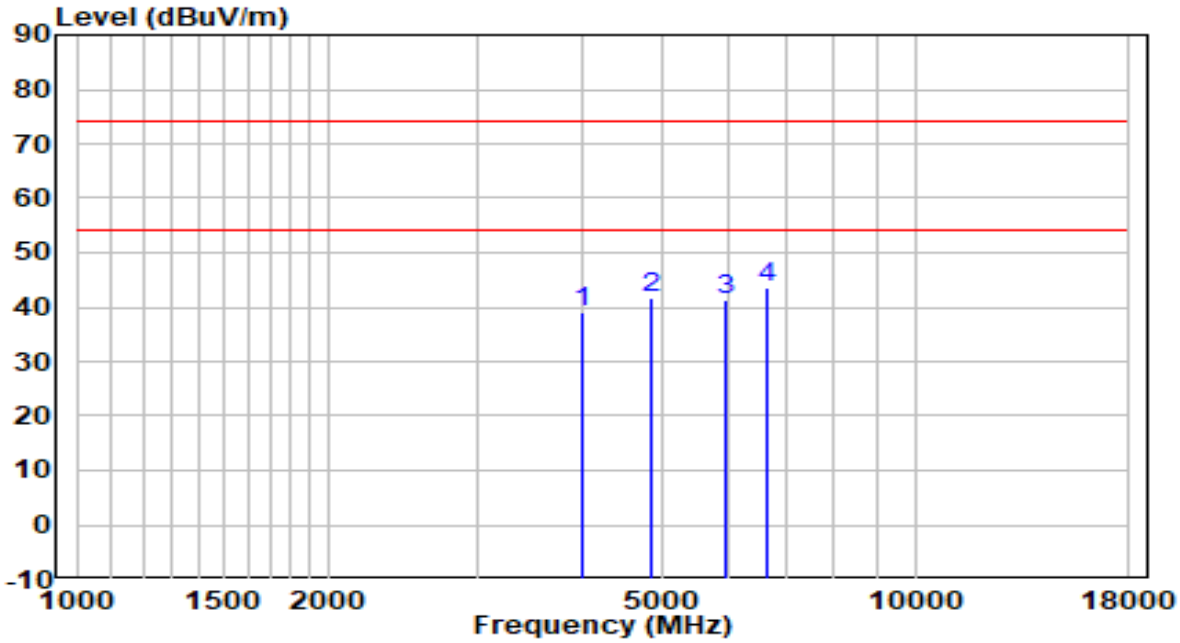

No		Frequency (MHz)	Reading (dBuV)	C.F (dB)	Measurement (dBuV/m)	Margin (dB)	Limit (dBuV/m)	Remark (QP/PK/AV)
1		4017.500	38.16	0.94	39.10	-34.90	74.00	Peak
2		4842.000	38.39	3.37	41.76	-32.24	74.00	Peak
3		5938.500	35.51	5.69	41.20	-32.80	74.00	Peak
4	*	6678.000	34.52	8.88	43.40	-30.60	74.00	Peak

Note:

1. " *", means this data is the worst emission level.
2. C.F (Correction Factor) = Antenna Factor (dB)+ Cable Loss (dB)- Preamplifier(dB).
3. Measurement(dBuV/m) = Reading(dBuV) + C.F (Correction Factor).
4.The emission levels of other frequencies are very lower than the limit and not show in test report.

EUT	AX5400 Wi-Fi 6 Router	Date of Test	2020-12-26
Factor	BBHA 9120D (1GHz~18GHz)_2020	Temp. / Humidity	22.6°C/24%
Polarity	Horizontal	Site / Test Engineer	AC1 / Jay Chou
Test Mode	Transmit by 802.11ax-HE40 at Channel 2437MHz	Test Voltage	120V/60Hz

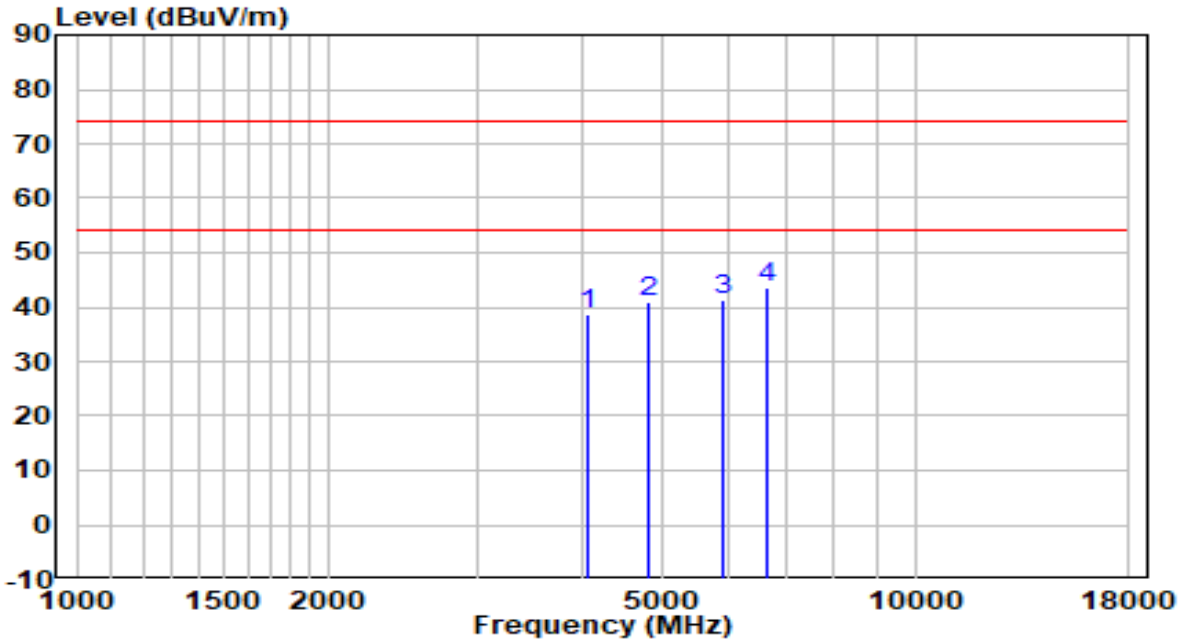

No		Frequency (MHz)	Reading (dBuV)	C.F (dB)	Measurement (dBuV/m)	Margin (dB)	Limit (dBuV/m)	Remark (QP/PK/AV)
1		4068.500	37.75	1.11	38.86	-35.14	74.00	Peak
2		4825.000	37.61	3.33	40.94	-33.06	74.00	Peak
3		5879.000	35.65	5.50	41.15	-32.85	74.00	Peak
4	*	6661.000	34.76	8.81	43.57	-30.43	74.00	Peak

Note:

1. " *", means this data is the worst emission level.
2. C.F (Correction Factor) = Antenna Factor (dB)+ Cable Loss (dB)- Preamplifier(dB).
3. Measurement(dBuV/m) = Reading(dBuV) + C.F (Correction Factor).
4.The emission levels of other frequencies are very lower than the limit and not show in test report.

EUT	AX5400 Wi-Fi 6 Router	Date of Test	2020-12-26
Factor	BBHA 9120D (1GHz~18GHz)_2020	Temp. / Humidity	22.6°C/24%
Polarity	Vertical	Site / Test Engineer	AC1 / Jay Chou
Test Mode	Transmit by 802.11ax-HE40 at Channel 2437MHz	Test Voltage	120V/60Hz

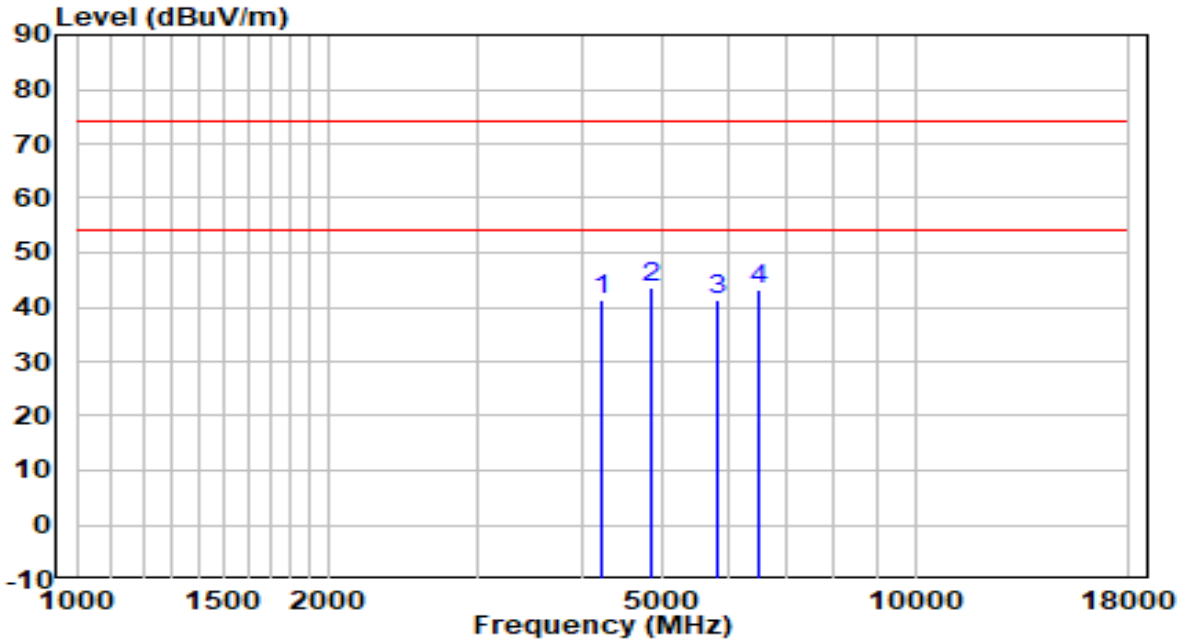

No		Frequency (MHz)	Reading (dBuV)	C.F (dB)	Measurement (dBuV/m)	Margin (dB)	Limit (dBuV/m)	Remark (QP/PK/AV)
1		4221.500	39.78	1.62	41.40	-32.60	74.00	Peak
2	*	4842.000	40.22	3.37	43.59	-30.41	74.00	Peak
3		5819.500	36.18	5.31	41.49	-32.51	74.00	Peak
4		6508.000	35.01	8.13	43.14	-30.86	74.00	Peak

Note:

1. " *", means this data is the worst emission level.
2. C.F (Correction Factor) = Antenna Factor (dB)+ Cable Loss (dB)- Preamplifier(dB).
3. Measurement(dBuV/m) = Reading(dBuV) + C.F (Correction Factor).
4.The emission levels of other frequencies are very lower than the limit and not show in test report.

EUT	AX5400 Wi-Fi 6 Router	Date of Test	2020-12-26
Factor	BBHA 9120D (1GHz~18GHz)_2020	Temp. / Humidity	22.6°C/24%
Polarity	Horizontal	Site / Test Engineer	AC1 / Jay Chou
Test Mode	Transmit by 802.11ax-HE40 at Channel 2452MHz	Test Voltage	120V/60Hz

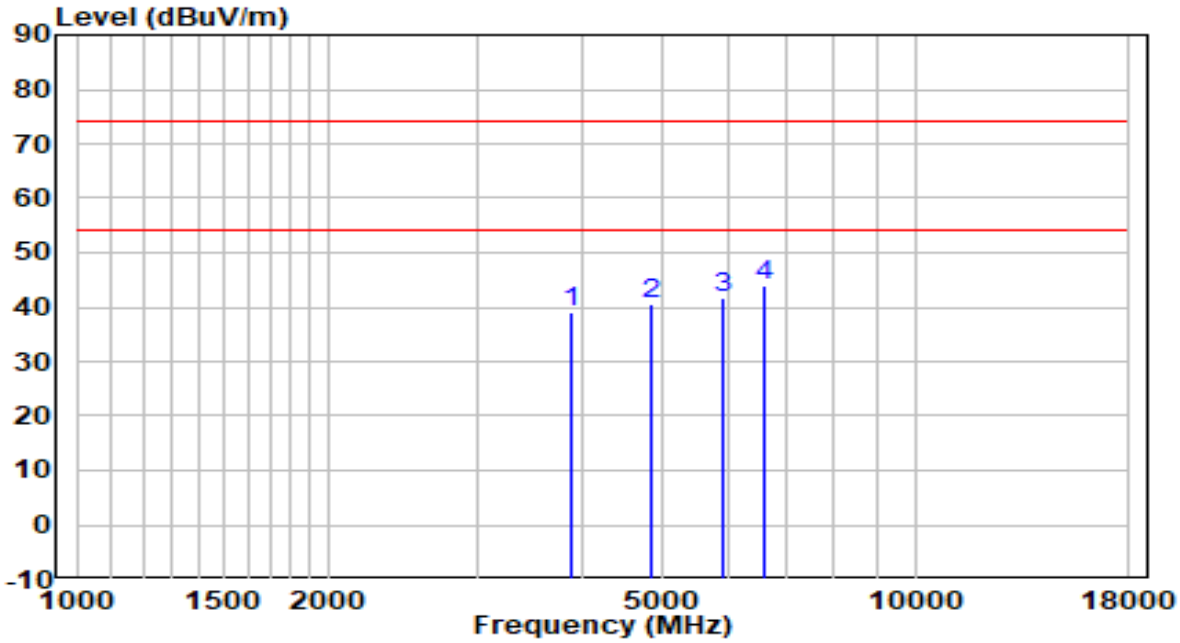

No		Frequency (MHz)	Reading (dBuV)	C.F (dB)	Measurement (dBuV/m)	Margin (dB)	Limit (dBuV/m)	Remark (QP/PK/AV)
1		3890.000	38.65	0.50	39.15	-34.85	74.00	Peak
2		4833.500	37.31	3.35	40.66	-33.34	74.00	Peak
3		5896.000	36.08	5.55	41.63	-32.37	74.00	Peak
4	*	6627.000	35.13	8.66	43.78	-30.22	74.00	Peak

Note:

1. " *", means this data is the worst emission level.
2. C.F (Correction Factor) = Antenna Factor (dB)+ Cable Loss (dB)- Preamplifier(dB).
3. Measurement(dBuV/m) = Reading(dBuV) + C.F (Correction Factor).
4.The emission levels of other frequencies are very lower than the limit and not show in test report.

EUT	AX5400 Wi-Fi 6 Router	Date of Test	2020-12-26
Factor	BBHA 9120D (1GHz~18GHz)_2020	Temp. / Humidity	22.6°C/24%
Polarity	Vertical	Site / Test Engineer	AC1 / Jay Chou
Test Mode	Transmit by 802.11ax-HE40 at Channel 2452MHz	Test Voltage	120V/60Hz

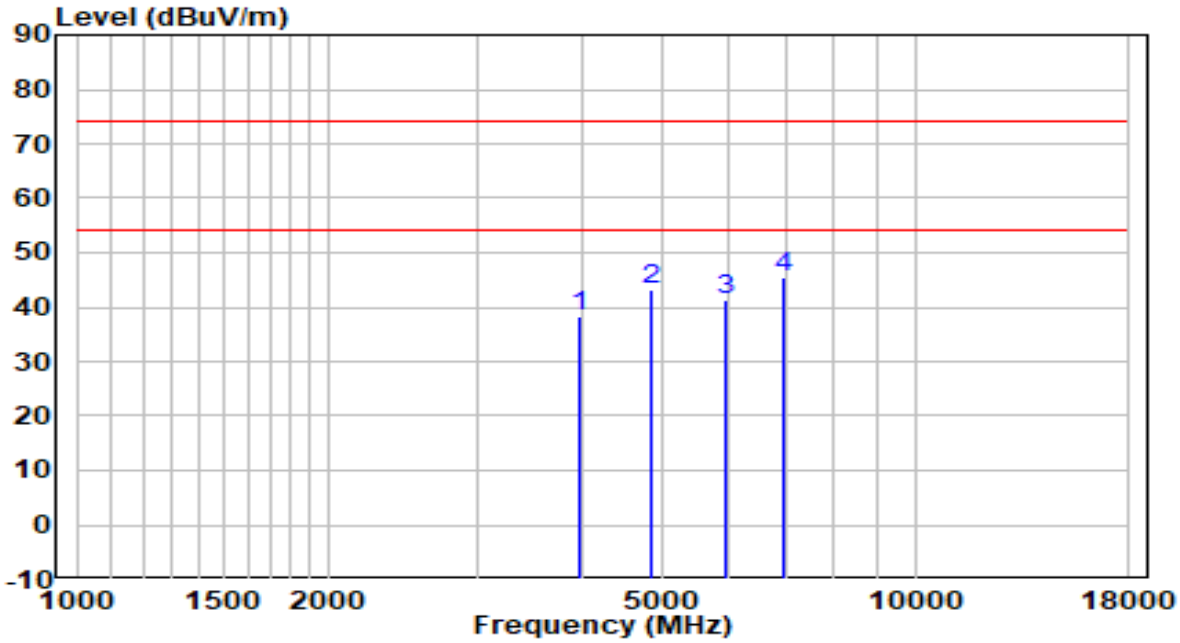

No		Frequency (MHz)	Reading (dBuV)	C.F (dB)	Measurement (dBuV/m)	Margin (dB)	Limit (dBuV/m)	Remark (QP/PK/AV)
1		3992.000	37.51	0.85	38.36	-35.64	74.00	Peak
2		4842.000	39.72	3.37	43.09	-30.91	74.00	Peak
3		5964.000	35.41	5.77	41.18	-32.82	74.00	Peak
4	*	6967.000	35.31	10.15	45.47	-28.53	74.00	Peak

Note:

1. " *", means this data is the worst emission level.
2. C.F (Correction Factor) = Antenna Factor (dB)+ Cable Loss (dB)- Preamplifier(dB).
3. Measurement(dBuV/m) = Reading(dBuV) + C.F (Correction Factor).
4.The emission levels of other frequencies are very lower than the limit and not show in test report.

The Worst Case of Radiated Emission below 1GHz:

EUT	AX5400 Wi-Fi 6 Router	Date of Test	2021-01-19
Factor	VULB 9162 (30MHz~8GHz) + 6dB Attenuator_2020	Temp. / Humidity	25°C /54%
Polarity	Horizontal	Site / Test Engineer	AC1 / Jay Chou
Test Mode	1	Test Voltage	120V/60Hz

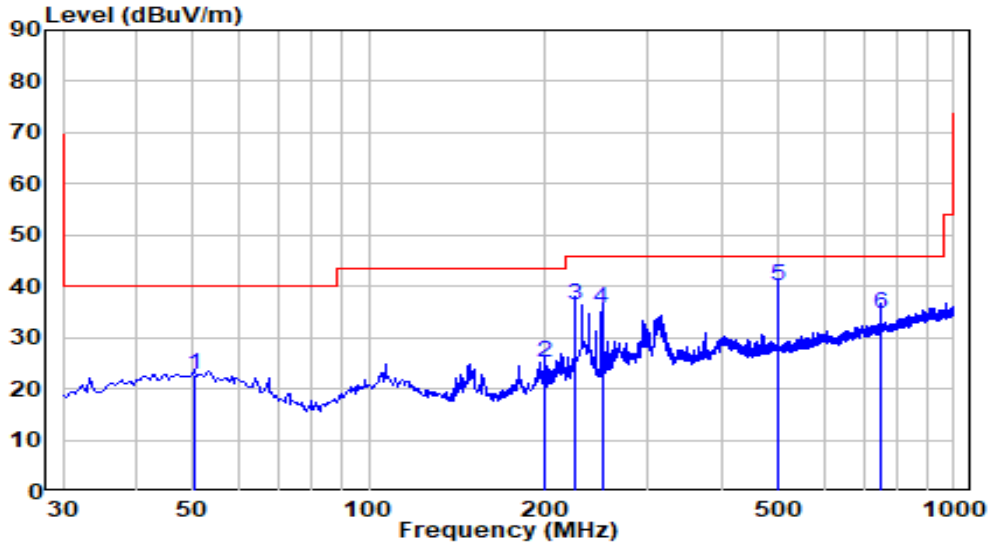

No		Frequency (MHz)	Reading (dBuV)	C.F (dB)	Measurement (dBuV/m)	Margin (dB)	Limit (dBuV/m)	Remark (QP/PK/AV)
1		50.370	0.84	21.98	22.82	-17.18	40.00	QP
2		199.750	5.94	19.24	25.18	-18.32	43.50	QP
3		224.970	16.96	19.44	36.40	-9.60	46.00	QP
4		250.190	15.18	20.54	35.72	-10.28	46.00	QP
5		499.965	13.82	26.22	40.04	-5.96	46.00	QP
6	*	750.225	4.65	30.11	34.76	-11.24	46.00	QP

Note:

1. " *", means this data is the worst emission level.
2. C.F (Correction Factor) = Antenna Factor (dB)+ Cable Loss (dB).
3. Measurement(dBuV/m) = Reading(dBuV) + C.F (Correction Factor).
4. The emission levels of other frequencies are very lower than the limit and not show in test report.
5. The amplitude of Radiated emissions (the test frequency range: 9kHz ~ 30MHz, 18GHz ~ 25GHz), is that proximity to ambient noise, which also are attenuated more than 20 dB below the permissible value. Therefore, the data is not presented in the report.

EUT	AX5400 Wi-Fi 6 Router	Date of Test	2021-01-19
Factor	VULB 9162 (30MHz~8GHz) + 6dB Attenuator_2020	Temp. / Humidity	25°C /54%
Polarity	Vertical	Site / Test Engineer	AC1 / Jay Chou
Test Mode	1	Test Voltage	120V/60Hz

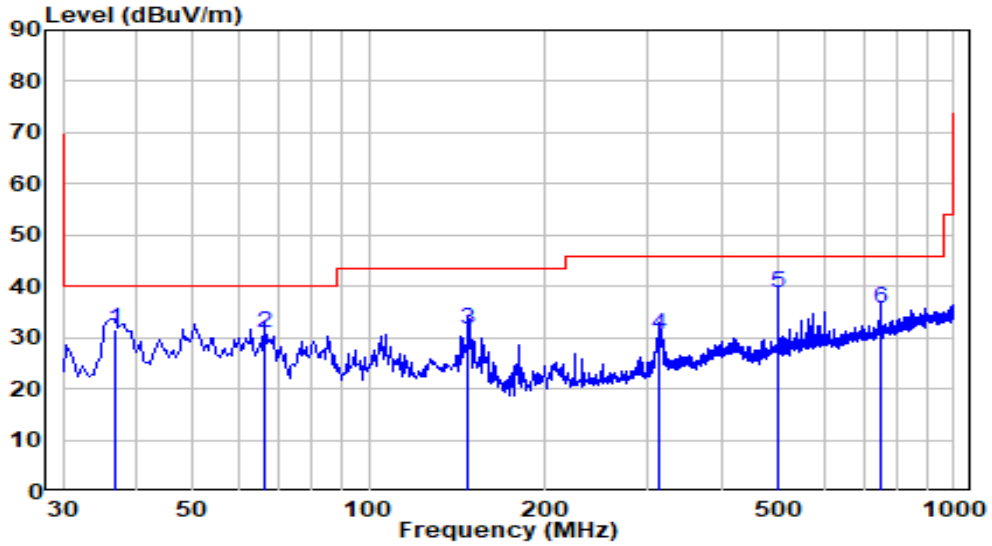

No		Frequency (MHz)	Reading (dBuV)	C.F (dB)	Measurement (dBuV/m)	Margin (dB)	Limit (dBuV/m)	Remark (QP/PK/AV)
1		36.790	11.58	19.94	31.52	-8.48	40.00	QP
2		66.375	12.76	18.14	30.90	-9.10	40.00	QP
3		147.855	15.56	15.99	31.55	-11.95	43.50	QP
4		314.210	8.46	21.99	30.45	-15.55	46.00	QP
5		499.965	12.36	26.22	38.58	-7.42	46.00	QP
6	*	750.225	5.52	30.11	35.63	-10.37	46.00	QP

Note:

1. " *", means this data is the worst emission level.
2. C.F (Correction Factor) = Antenna Factor (dB)+ Cable Loss (dB).
3. Measurement(dBuV/m) = Reading(dBuV) + C.F (Correction Factor).
4. The emission levels of other frequencies are very lower than the limit and not show in test report.
5. The amplitude of Radiated emissions (the test frequency range: 9kHz ~ 30MHz, 18GHz ~ 25GHz), is that proximity to ambient noise, which also are attenuated more than 20 dB below the permissible value. Therefore, the data is not presented in the report.

7.7. Radiated Restricted Band Edge Measurement

7.7.1.Test Limit

For 15.205 requirement:

Radiated emissions which fall in the restricted bands, as defined in Section 15.205(a) of FCC part 15, must also comply with the radiated emission limits specified in Section 15.209(a).

Frequency (MHz)	Frequency (MHz)	Frequency (MHz)	Frequency (GHz)
0.090 - 0.110	16.42 - 16.423	399.9 - 410	4.5 - 5.15
[1] 0.495 - 0.505	16.69475 - 16.69525	608 - 614	5.35 - 5.46
2.1735 - 2.1905	16.80425 - 16.80475	960 - 1240	7.25 - 7.75
4.125 - 4.128	25.5 - 25.67	1300 - 1427	8.025 - 8.5
4.17725 - 4.17775	37.5 - 38.25	1435 - 1626.5	9.0 - 9.2
4.20725 - 4.20775	73 - 74.6	1645.5 - 1646.5	9.3 - 9.5
6.215 - 6.218	74.8 - 75.2	1660 - 1710	10.6 - 12.7
6.26775 - 6.26825	108 - 121.94	1718.8 - 1722.2	13.25 - 13.4
6.31175 - 6.31225	123 - 138	2200 - 2300	14.47 - 14.5
8.291 - 8.294	149.9 - 150.05	2310 - 2390	15.35 - 16.2
8.362 - 8.366	156.52475 - 156.52525	2483.5 - 2500	17.7 - 21.4
8.37625 - 8.38675	156.7 - 156.9	2690 - 2900	22.01 - 23.12
8.41425 - 8.41475	162.0125 - 167.17	3260 - 3267	23.6 - 24.0
12.29 - 12.293	167.72 - 173.2	3332 - 3339	31.2 - 31.8
12.51975 - 12.52025	240 - 285	3345.8 - 3358	36.43 - 36.5
12.57675 - 12.57725	322 - 335.4	3600 - 4400	([2])
13.36 - 13.41	--	--	--

All out of band emissions appearing in a restricted band as specified in Section 15.205 of the Title 47CFR must not exceed the limits shown in Table per Section 15.209.

FCC Part 15 Subpart C Paragraph 15.209 Limits		
Frequency [MHz]	Field Strength [uV/m]	Measured Distance [Meters]
0.009 - 0.490	2400/F (kHz)	300
0.490 - 1.705	24000/F (kHz)	30
1.705 - 30	30	30
30 - 88	100	3
88 - 216	150	3
216 - 960	200	3
Above 960	500	3

7.7.2.Test Procedure Used

ANSI C63.10 Section 6.3 (General Requirements)

ANSI C63.10 Section 6.6 (Standard test method above 1GHz)

7.7.3.Test Setting

Peak Field Strength Measurements

1. Analyzer center frequency was set to the frequency of the radiated spurious emission of interest
2. RBW = 1MHz
3. VBW = 3MHz
4. Detector = peak
5. Sweep time = auto couple
6. Trace mode = max hold
7. Trace was allowed to stabilize

Average Measurements above 1GHz (Method VB)

1. Analyzer center frequency was set to the frequency of the radiated spurious emission of interest
2. RBW = 1MHz
3. VBW; If the EUT is configured to transmit with duty cycle ≥ 98%, set VBW = 10 Hz.

   If the EUT duty cycle is < 98%, set VBW ≥ 1/T. T is the minimum transmission duration.
4. Detector = Peak
5. Sweep time = auto
6. Trace mode = max hold
7. Trace was allowed to stabilize

7.7.4.Test Setup

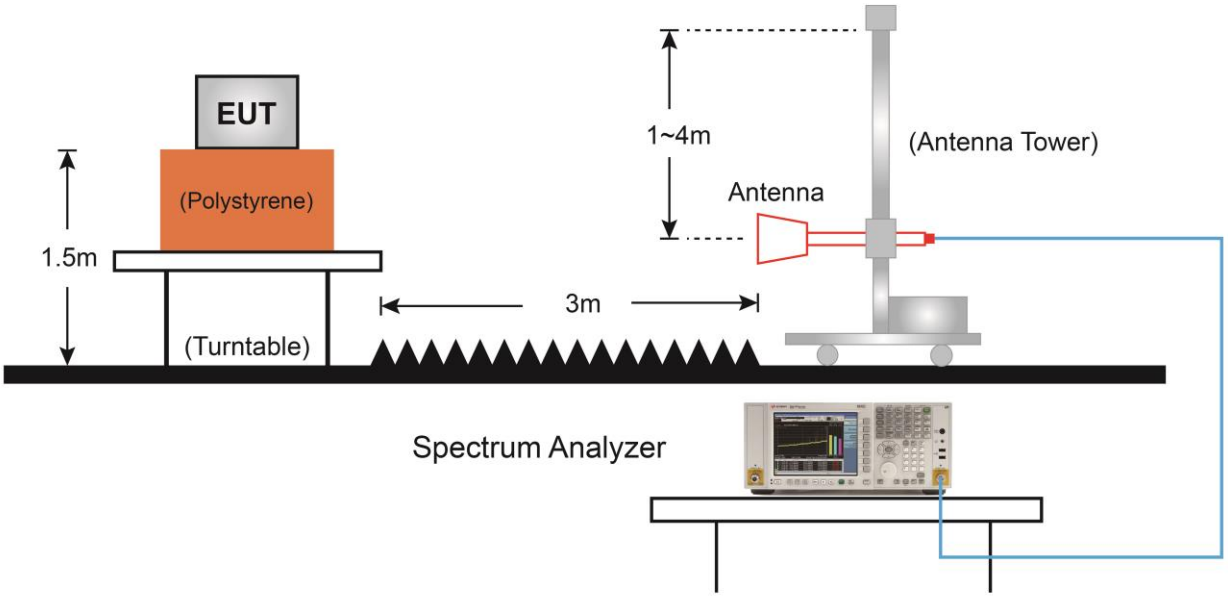

7.7.5.Test Result

EUT	AX5400 Wi-Fi 6 Router	Date of Test	2020-12-09
Factor	BBHA 9120D	Temp. / Humidity	21.9°C/32%
Polarity	Horizontal	Site / Test Engineer	AC1 / Jay
Test Mode	Transmit by 802.11b at Channel 2412MHz	Test Voltage	AC 120V/60Hz

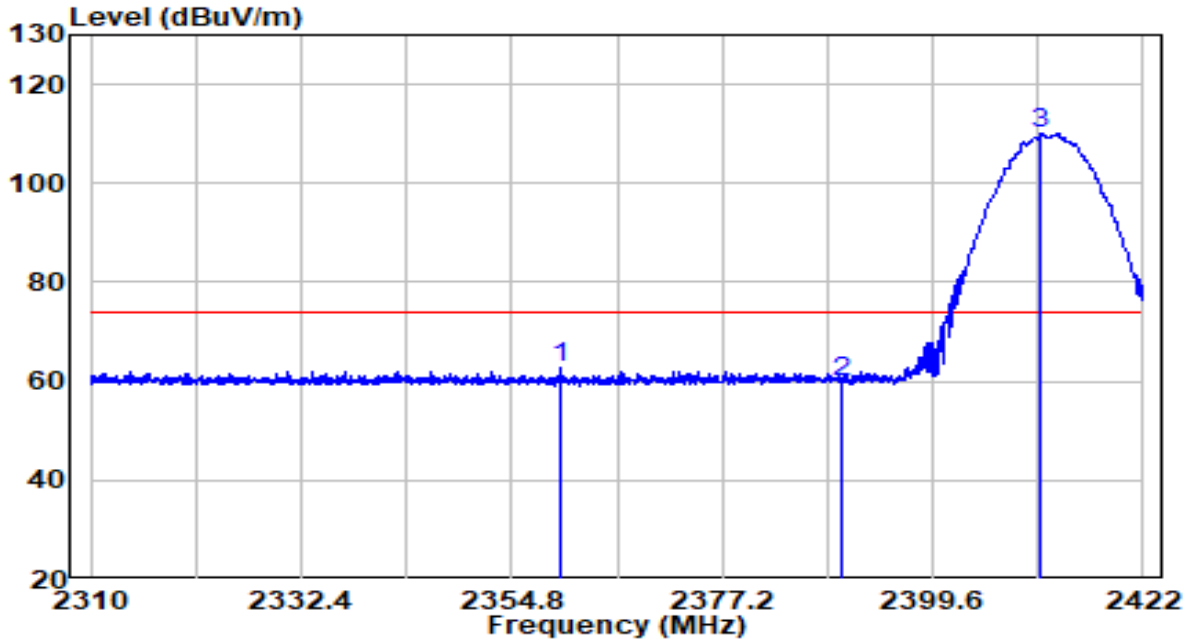

No		Frequency (MHz)	Reading (dBuV)	C.F (dB)	Measurement (dBuV/m)	Margin (dB)	Limit (dBuV/m)	Remark (QP/PK/AV)
1		2359.952	30.54	32.16	62.70	-11.30	74.00	Peak
2		2390.000	27.47	32.30	59.76	-14.24	74.00	Peak
3	*	2411.136	77.69	32.39	110.08	N/A	N/A	Peak

Note:

1. " *", means this data is the worst emission level.
2. C.F (Correction Factor) = Antenna Factor (dB)+ Cable Loss (dB).
3. Measurement(dBuV/m) = Reading(dBuV) + C.F (Correction Factor).
4.The emission levels of other frequencies are very lower than the limit and not show in test report.

EUT	AX5400 Wi-Fi 6 Router	Date of Test	2020-12-09
Factor	BBHA 9120D	Temp. / Humidity	21.9°C/32%
Polarity	Horizontal	Site / Test Engineer	AC1 / Jay
Test Mode	Transmit by 802.11b at Channel 2412MHz	Test Voltage	AC 120V/60Hz

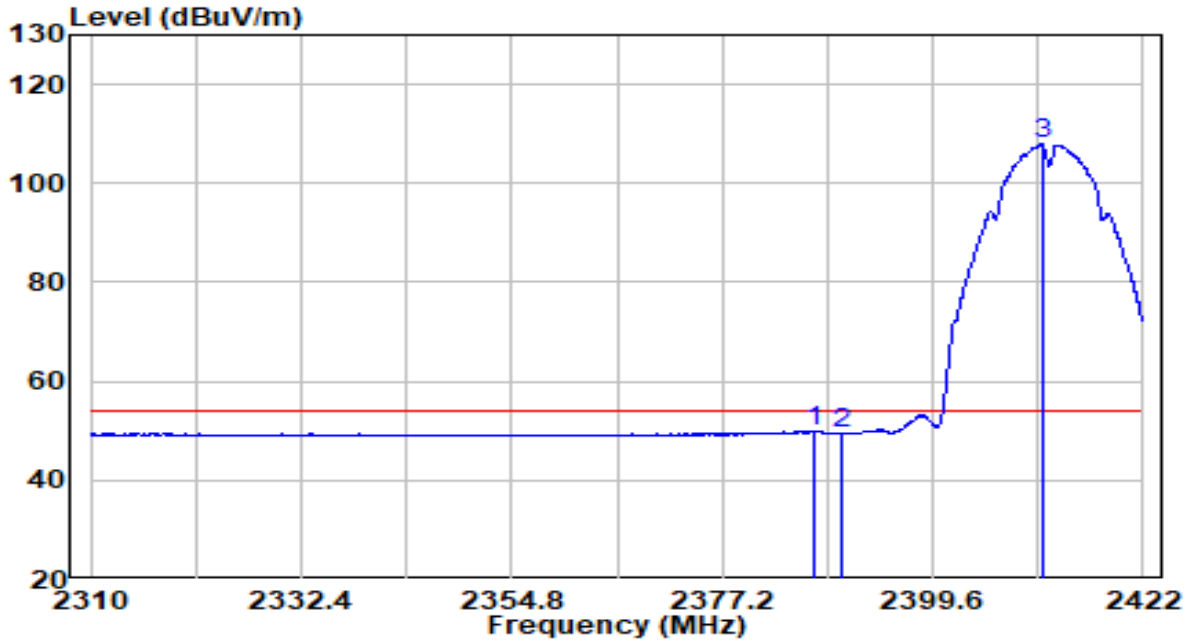

No		Frequency (MHz)	Reading (dBuV)	C.F (dB)	Measurement (dBuV/m)	Margin (dB)	Limit (dBuV/m)	Remark (QP/PK/AV)
1		2386.944	17.64	32.28	49.92	-4.08	54.00	Average
2		2390.000	17.17	32.30	49.47	-4.53	54.00	Average
3	*	2411.248	75.55	32.39	107.94	N/A	N/A	Average

Note:

1. " *", means this data is the worst emission level.
2. C.F (Correction Factor) = Antenna Factor (dB)+ Cable Loss (dB).
3. Measurement(dBuV/m) = Reading(dBuV) + C.F (Correction Factor).
4.The emission levels of other frequencies are very lower than the limit and not show in test report.

EUT	AX5400 Wi-Fi 6 Router	Date of Test	2020-12-09
Factor	BBHA 9120D	Temp. / Humidity	21.9°C/32%
Polarity	Vertical	Site / Test Engineer	AC1 / Jay
Test Mode	Transmit by 802.11b at Channel 2412MHz	Test Voltage	AC 120V/60Hz

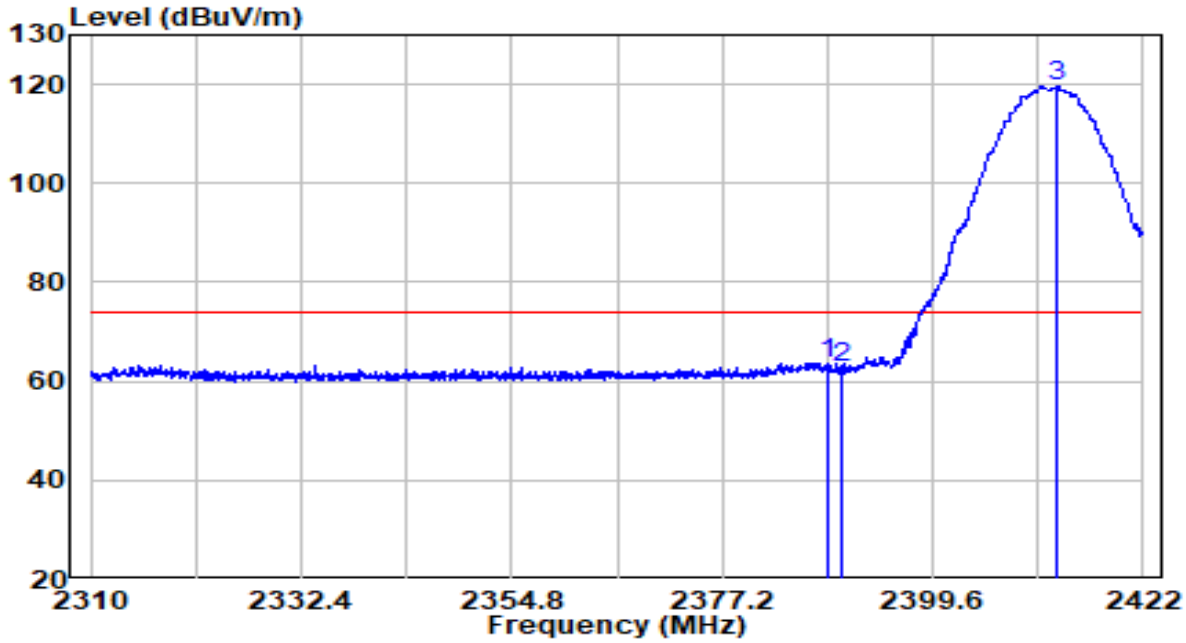

No		Frequency (MHz)	Reading (dBuV)	C.F (dB)	Measurement (dBuV/m)	Margin (dB)	Limit (dBuV/m)	Remark (QP/PK/AV)
1		2388.568	31.48	32.29	63.77	-10.23	74.00	Peak
2		2390.000	30.29	32.30	62.58	-11.42	74.00	Peak
3	*	2412.872	87.37	32.40	119.77	N/A	N/A	Peak

Note:

1. " *", means this data is the worst emission level.
2. C.F (Correction Factor) = Antenna Factor (dB)+ Cable Loss (dB).
3. Measurement(dBuV/m) = Reading(dBuV) + C.F (Correction Factor).
4.The emission levels of other frequencies are very lower than the limit and not show in test report.

EUT	AX5400 Wi-Fi 6 Router	Date of Test	2020-12-09
Factor	BBHA 9120D	Temp. / Humidity	21.9°C/32%
Polarity	Vertical	Site / Test Engineer	AC1 / Jay
Test Mode	Transmit by 802.11b at Channel 2412MHz	Test Voltage	AC 120V/60Hz

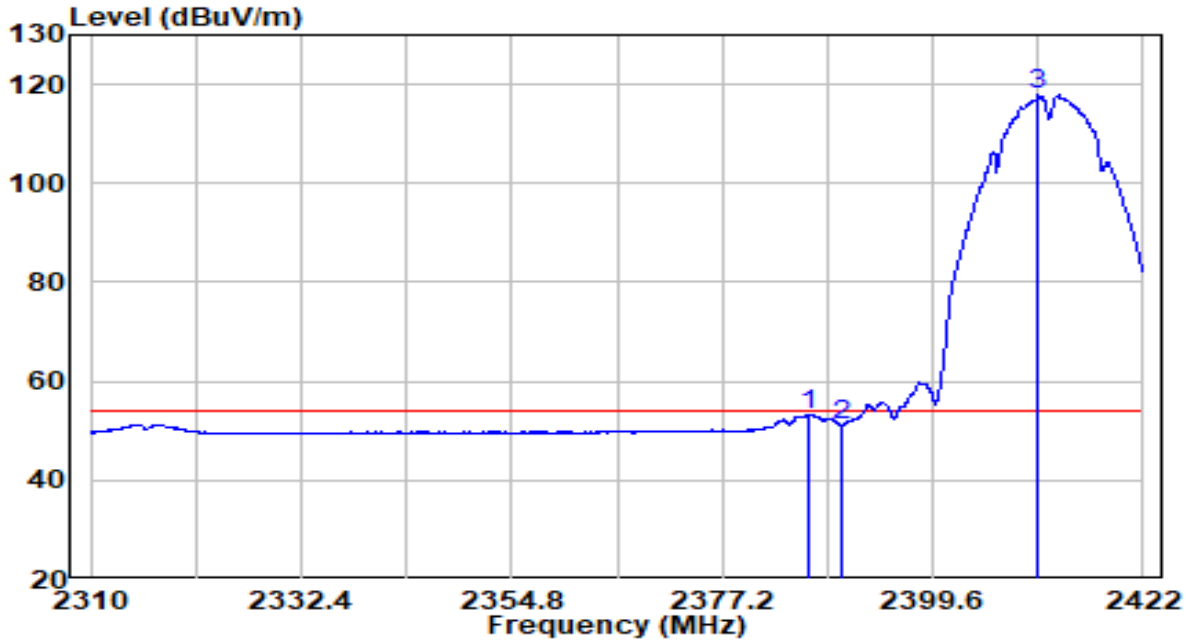

No		Frequency (MHz)	Reading (dBuV)	C.F (dB)	Measurement (dBuV/m)	Margin (dB)	Limit (dBuV/m)	Remark (QP/PK/AV)
1		2386.272	20.87	32.28	53.15	-0.85	54.00	Average
2		2390.000	18.88	32.30	51.18	-2.82	54.00	Average
3	*	2410.856	85.63	32.39	118.02	N/A	N/A	Average

Note:

1. " *", means this data is the worst emission level.
2. C.F (Correction Factor) = Antenna Factor (dB)+ Cable Loss (dB).
3. Measurement(dBuV/m) = Reading(dBuV) + C.F (Correction Factor).
4.The emission levels of other frequencies are very lower than the limit and not show in test report.

EUT	AX5400 Wi-Fi 6 Router	Date of Test	2020-12-09
Factor	BBHA 9120D	Temp. / Humidity	22.6°C/24%
Polarity	Vertical	Site / Test Engineer	AC1 / Jay
Test Mode	Transmit by 802.11b at Channel 2417MHz	Test Voltage	AC 120V/60Hz

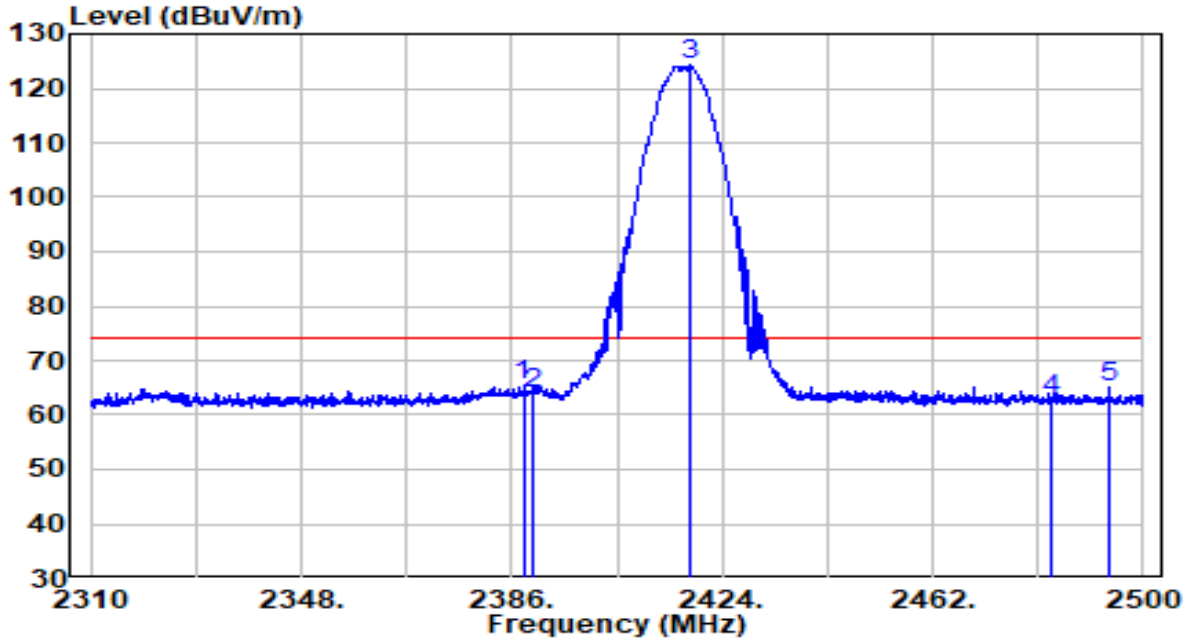

No		Frequency (MHz)	Reading (dBuV)	C.F (dB)	Measurement (dBuV/m)	Margin (dB)	Limit (dBuV/m)	Remark (QP/PK/AV)
1		2388.090	33.28	32.29	65.57	-8.43	74.00	Peak
2		2390.000	31.50	32.30	63.79	-10.21	74.00	Peak
3	*	2418.110	91.74	32.42	124.16	N/A	N/A	Peak
4		2483.500	30.06	32.71	62.77	-11.23	74.00	Peak
5		2493.825	32.20	32.75	64.96	-9.04	74.00	Peak

Note:

1. " *", means this data is the worst emission level.
2. C.F (Correction Factor) = Antenna Factor (dB)+ Cable Loss (dB).
3. Measurement(dBuV/m) = Reading(dBuV) + C.F (Correction Factor).
4.The emission levels of other frequencies are very lower than the limit and not show in test report.

EUT	AX5400 Wi-Fi 6 Router	Date of Test	2020-12-09
Factor	BBHA 9120D	Temp. / Humidity	22.6°C/24%
Polarity	Vertical	Site / Test Engineer	AC1 / Jay
Test Mode	Transmit by 802.11b at Channel 2417MHz	Test Voltage	AC 120V/60Hz

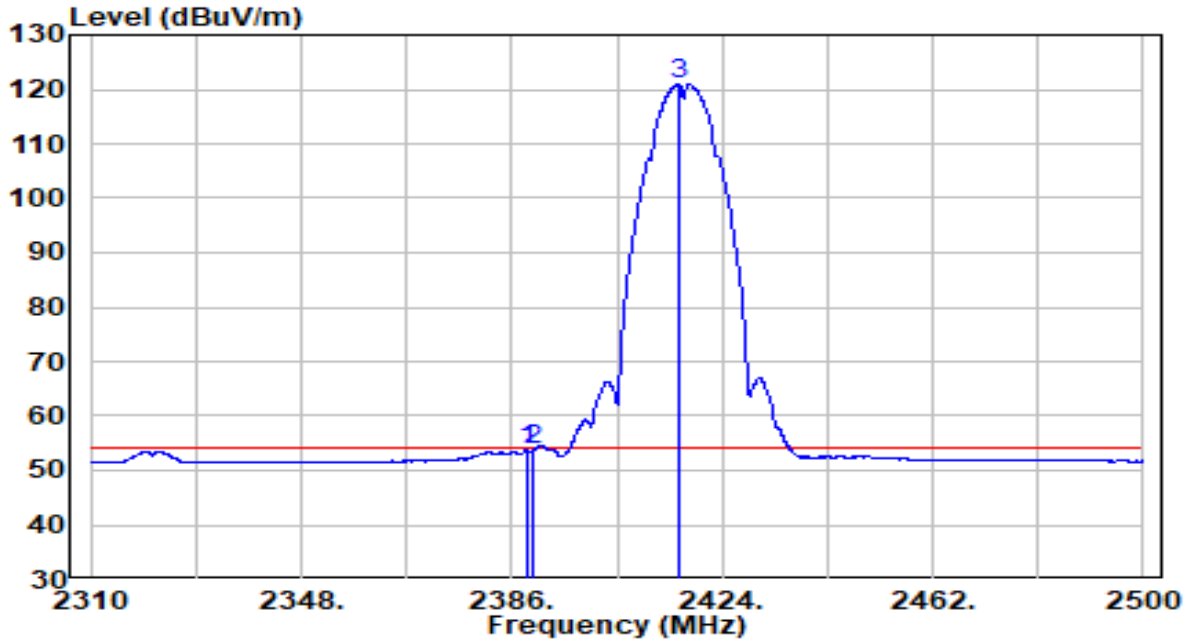

No		Frequency (MHz)	Reading (dBuV)	C.F (dB)	Measurement (dBuV/m)	Margin (dB)	Limit (dBuV/m)	Remark (QP/PK/AV)
1		2388.660	21.34	32.29	53.63	-0.37	54.00	Average
2		2390.000	21.51	32.30	53.80	-0.20	54.00	Average
3	*	2416.210	88.71	32.41	121.12	N/A	N/A	Average

Note:

1. " *", means this data is the worst emission level.
2. C.F (Correction Factor) = Antenna Factor (dB)+ Cable Loss (dB).
3. Measurement(dBuV/m) = Reading(dBuV) + C.F (Correction Factor).
4.The emission levels of other frequencies are very lower than the limit and not show in test report.

EUT	AX5400 Wi-Fi 6 Router	Date of Test	2020-12-09
Factor	BBHA 9120D	Temp. / Humidity	21.9°C/32%
Polarity	Horizontal	Site / Test Engineer	AC1 / Jay
Test Mode	Transmit by 802.11b at Channel 2437MHz	Test Voltage	AC 120V/60Hz

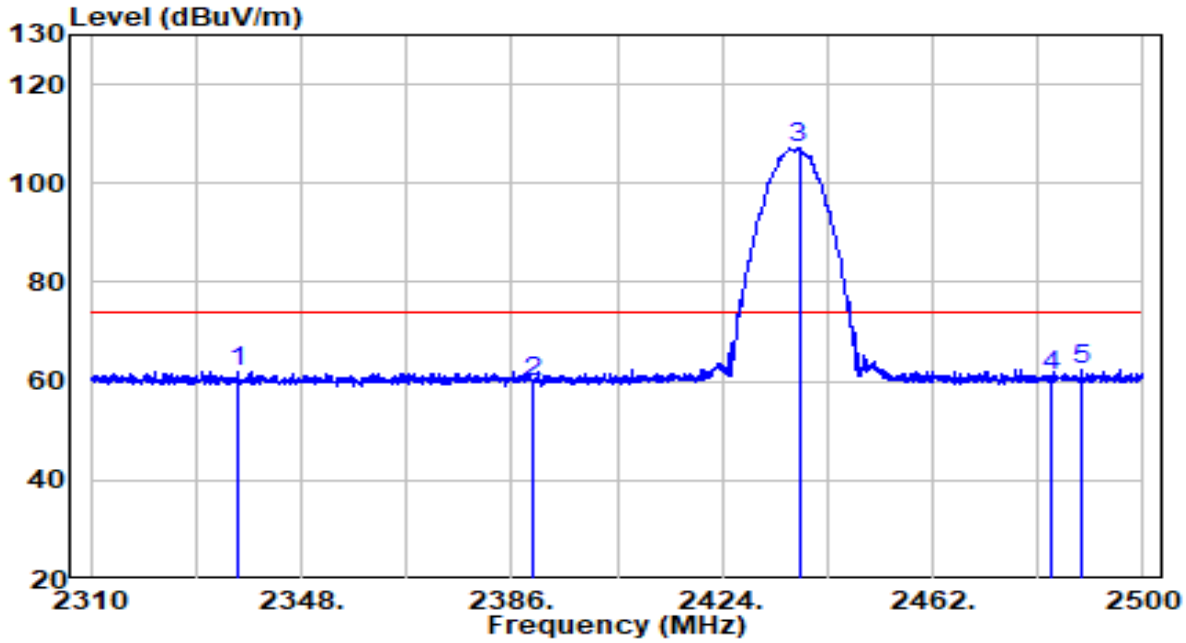

No		Frequency (MHz)	Reading (dBuV)	C.F (dB)	Measurement (dBuV/m)	Margin (dB)	Limit (dBuV/m)	Remark (QP/PK/AV)
1		2336.600	30.02	32.06	62.09	-11.91	74.00	Peak
2		2390.000	27.43	32.30	59.73	-14.27	74.00	Peak
3	*	2437.870	74.83	32.51	107.34	N/A	N/A	Peak
4		2483.500	28.45	32.71	61.16	-12.84	74.00	Peak
5		2488.980	29.74	32.73	62.47	-11.53	74.00	Peak

Note:

1. " *", means this data is the worst emission level.
2. C.F (Correction Factor) = Antenna Factor (dB)+ Cable Loss (dB).
3. Measurement(dBuV/m) = Reading(dBuV) + C.F (Correction Factor).
4.The emission levels of other frequencies are very lower than the limit and not show in test report.

EUT	AX5400 Wi-Fi 6 Router	Date of Test	2020-12-09
Factor	BBHA 9120D	Temp. / Humidity	21.9°C/32%
Polarity	Horizontal	Site / Test Engineer	AC1 / Jay
Test Mode	Transmit by 802.11b at Channel 2437MHz	Test Voltage	AC 120V/60Hz

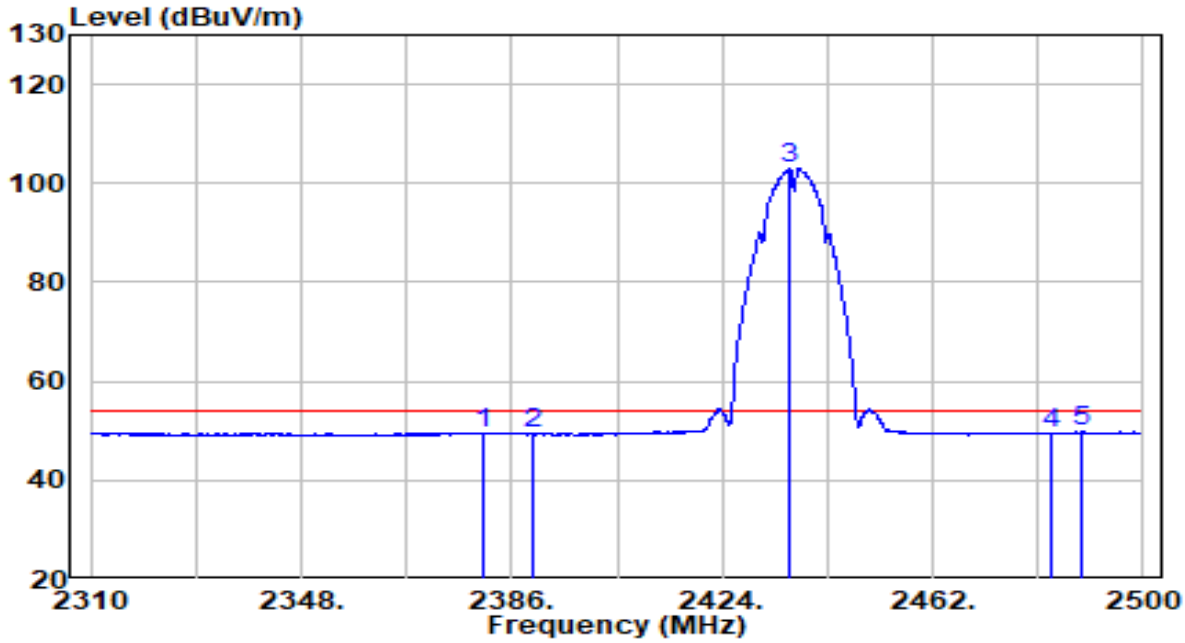

No		Frequency (MHz)	Reading (dBuV)	C.F (dB)	Measurement (dBuV/m)	Margin (dB)	Limit (dBuV/m)	Remark (QP/PK/AV)
1		2381.060	17.31	32.26	49.57	-4.43	54.00	Average
2		2390.000	16.98	32.30	49.27	-4.73	54.00	Average
3	*	2436.255	70.48	32.50	102.98	N/A	N/A	Average
4		2483.500	16.75	32.71	49.46	-4.54	54.00	Average
5		2488.980	17.04	32.73	49.77	-4.23	54.00	Average

Note:

1. " *", means this data is the worst emission level.
2. C.F (Correction Factor) = Antenna Factor (dB)+ Cable Loss (dB).
3. Measurement(dBuV/m) = Reading(dBuV) + C.F (Correction Factor).
4.The emission levels of other frequencies are very lower than the limit and not show in test report.

EUT	AX5400 Wi-Fi 6 Router	Date of Test	2020-12-09
Factor	BBHA 9120D	Temp. / Humidity	21.9°C/32%
Polarity	Vertical	Site / Test Engineer	AC1 / Jay
Test Mode	Transmit by 802.11b at Channel 2437MHz	Test Voltage	AC 120V/60Hz

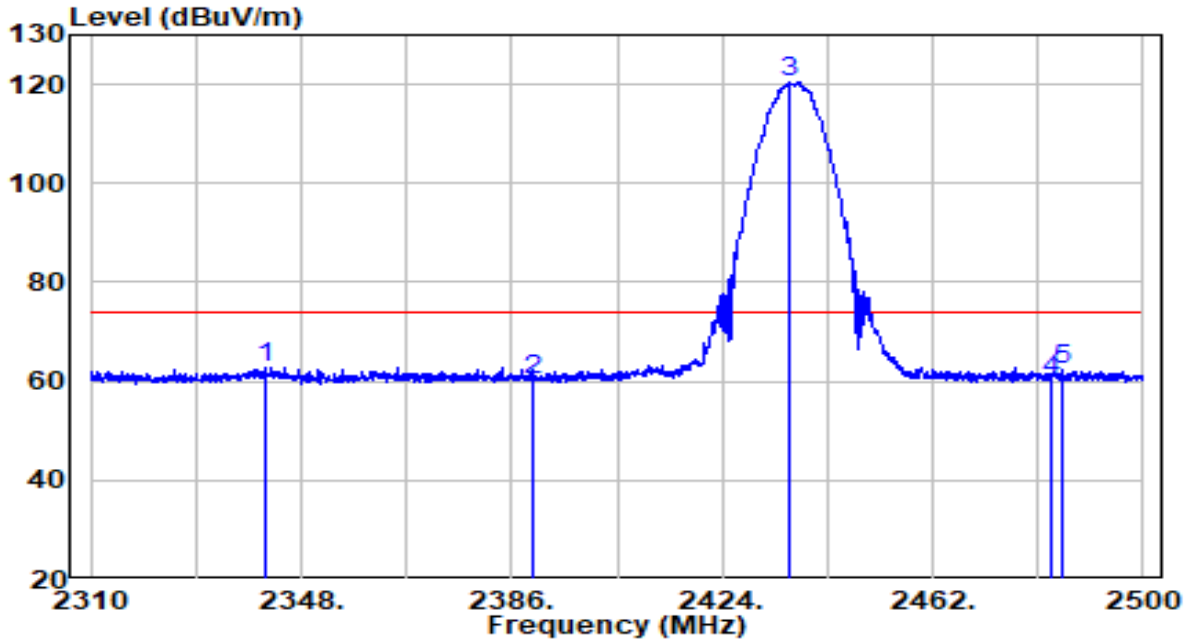

No		Frequency (MHz)	Reading (dBuV)	C.F (dB)	Measurement (dBuV/m)	Margin (dB)	Limit (dBuV/m)	Remark (QP/PK/AV)
1		2341.635	30.77	32.08	62.85	-11.15	74.00	Peak
2		2390.000	27.93	32.30	60.23	-13.77	74.00	Peak
3	*	2436.065	88.10	32.50	120.60	N/A	N/A	Peak
4		2483.500	27.75	32.71	60.46	-13.54	74.00	Peak
5		2485.370	29.42	32.72	62.14	-11.86	74.00	Peak

Note:

1. " *", means this data is the worst emission level.
2. C.F (Correction Factor) = Antenna Factor (dB)+ Cable Loss (dB).
3. Measurement(dBuV/m) = Reading(dBuV) + C.F (Correction Factor).
4.The emission levels of other frequencies are very lower than the limit and not show in test report.

EUT	AX5400 Wi-Fi 6 Router	Date of Test	2020-12-09
Factor	BBHA 9120D	Temp. / Humidity	21.9°C/32%
Polarity	Vertical	Site / Test Engineer	AC1 / Jay
Test Mode	Transmit by 802.11b at Channel 2437MHz	Test Voltage	AC 120V/60Hz

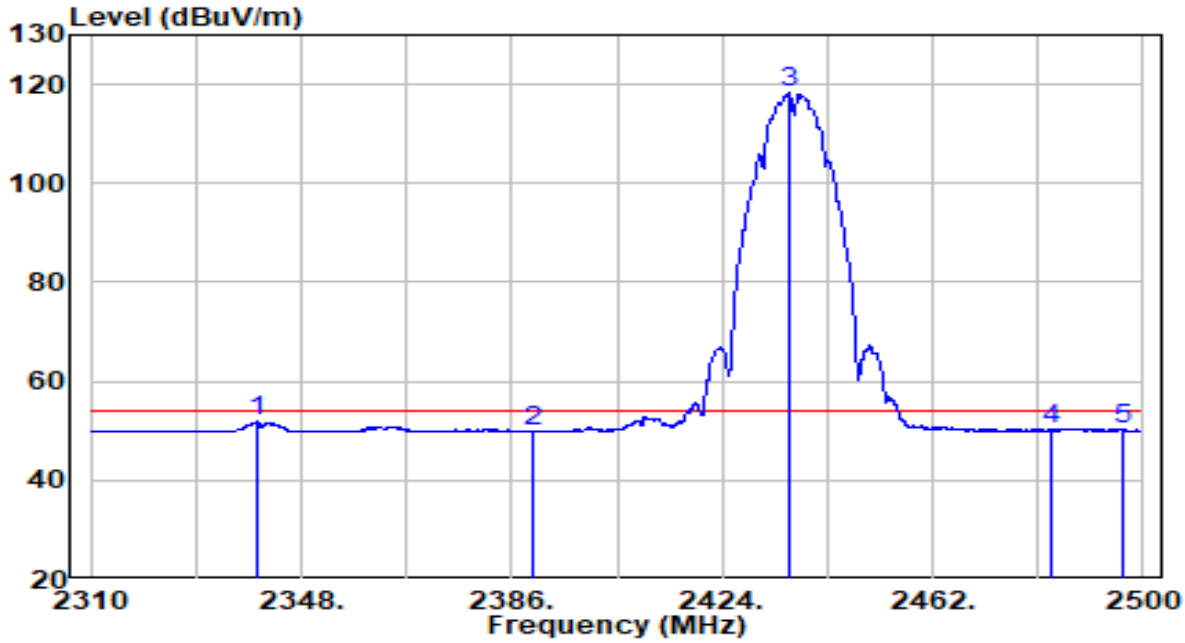

No		Frequency (MHz)	Reading (dBuV)	C.F (dB)	Measurement (dBuV/m)	Margin (dB)	Limit (dBuV/m)	Remark (QP/PK/AV)
1		2340.115	19.69	32.08	51.77	-2.23	54.00	Average
2		2390.000	17.67	32.30	49.97	-4.03	54.00	Average
3	*	2436.255	85.77	32.50	118.27	N/A	N/A	Average
4		2483.500	17.44	32.71	50.15	-3.85	54.00	Average
5		2496.200	17.64	32.76	50.41	-3.59	54.00	Average

Note:

1. " *", means this data is the worst emission level.
2. C.F (Correction Factor) = Antenna Factor (dB)+ Cable Loss (dB).
3. Measurement(dBuV/m) = Reading(dBuV) + C.F (Correction Factor).
4.The emission levels of other frequencies are very lower than the limit and not show in test report.

EUT	AX5400 Wi-Fi 6 Router	Date of Test	2020-12-09
Factor	BBHA 9120D	Temp. / Humidity	21.9°C/32%
Polarity	Horizontal	Site / Test Engineer	AC1 / Jay
Test Mode	Transmit by 802.11b at Channel 2462MHz	Test Voltage	AC 120V/60Hz

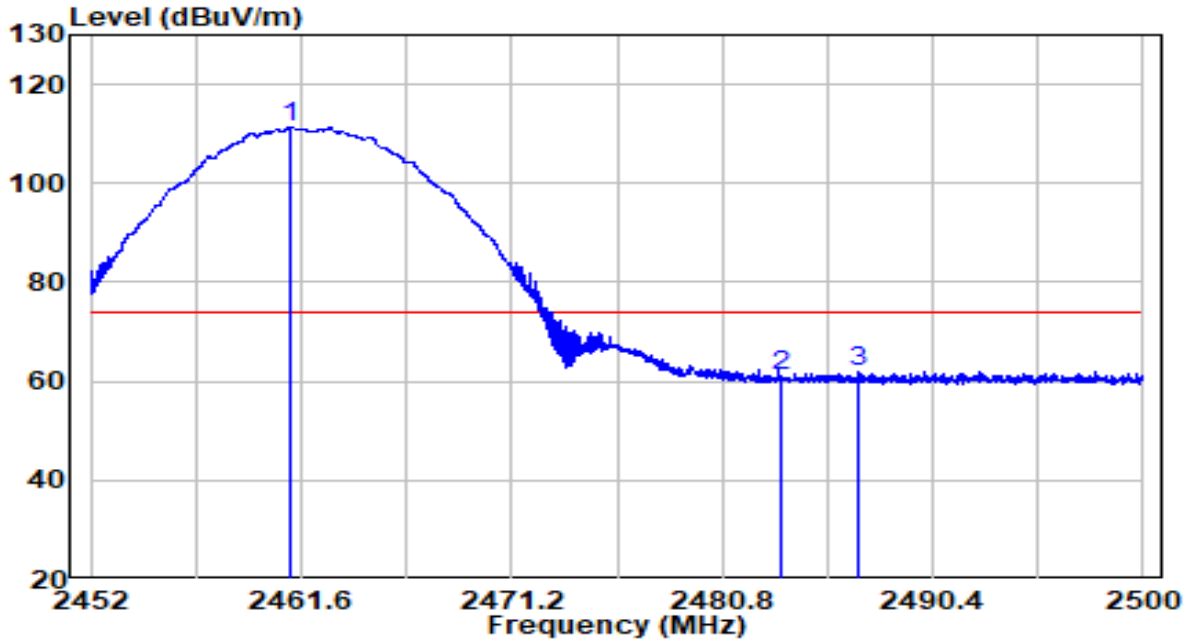

No		Frequency (MHz)	Reading (dBuV)	C.F (dB)	Measurement (dBuV/m)	Margin (dB)	Limit (dBuV/m)	Remark (QP/PK/AV)
1	*	2461.120	78.89	32.61	111.50	N/A	N/A	Peak
2		2483.500	28.44	32.71	61.14	-12.86	74.00	Peak
3		2486.968	29.13	32.72	61.85	-12.15	74.00	Peak

Note:

1. " *", means this data is the worst emission level.
2. C.F (Correction Factor) = Antenna Factor (dB)+ Cable Loss (dB).
3. Measurement(dBuV/m) = Reading(dBuV) + C.F (Correction Factor).
4.The emission levels of other frequencies are very lower than the limit and not show in test report.

EUT	AX5400 Wi-Fi 6 Router	Date of Test	2020-12-09
Factor	BBHA 9120D	Temp. / Humidity	21.9°C/32%
Polarity	Horizontal	Site / Test Engineer	AC1 / Jay
Test Mode	Transmit by 802.11b at Channel 2462MHz	Test Voltage	AC 120V/60Hz

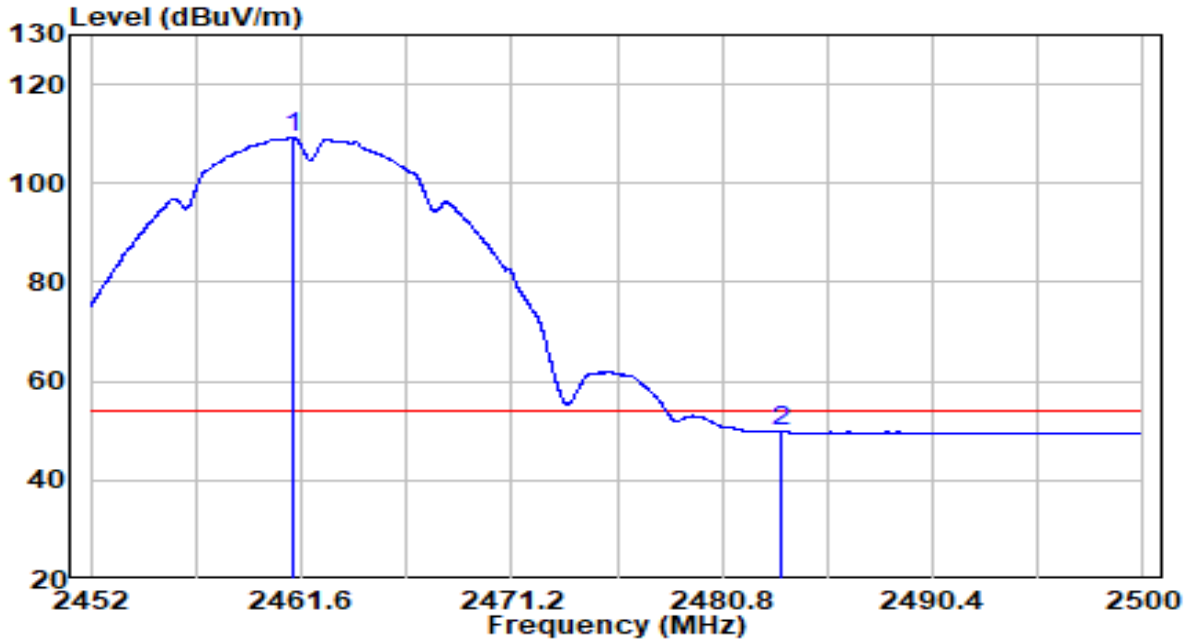

No		Frequency (MHz)	Reading (dBuV)	C.F (dB)	Measurement (dBuV/m)	Margin (dB)	Limit (dBuV/m)	Remark (QP/PK/AV)
1	*	2461.240	76.79	32.61	109.40	N/A	N/A	Average
2		2483.500	17.06	32.71	49.77	-4.23	54.00	Average

Note:

1. " *", means this data is the worst emission level.
2. C.F (Correction Factor) = Antenna Factor (dB)+ Cable Loss (dB).
3. Measurement(dBuV/m) = Reading(dBuV) + C.F (Correction Factor).
4.The emission levels of other frequencies are very lower than the limit and not show in test report.

EUT	AX5400 Wi-Fi 6 Router	Date of Test	2020-12-09
Factor	BBHA 9120D	Temp. / Humidity	21.9°C/32%
Polarity	Vertical	Site / Test Engineer	AC1 / Jay
Test Mode	Transmit by 802.11b at Channel 2462MHz	Test Voltage	AC 120V/60Hz

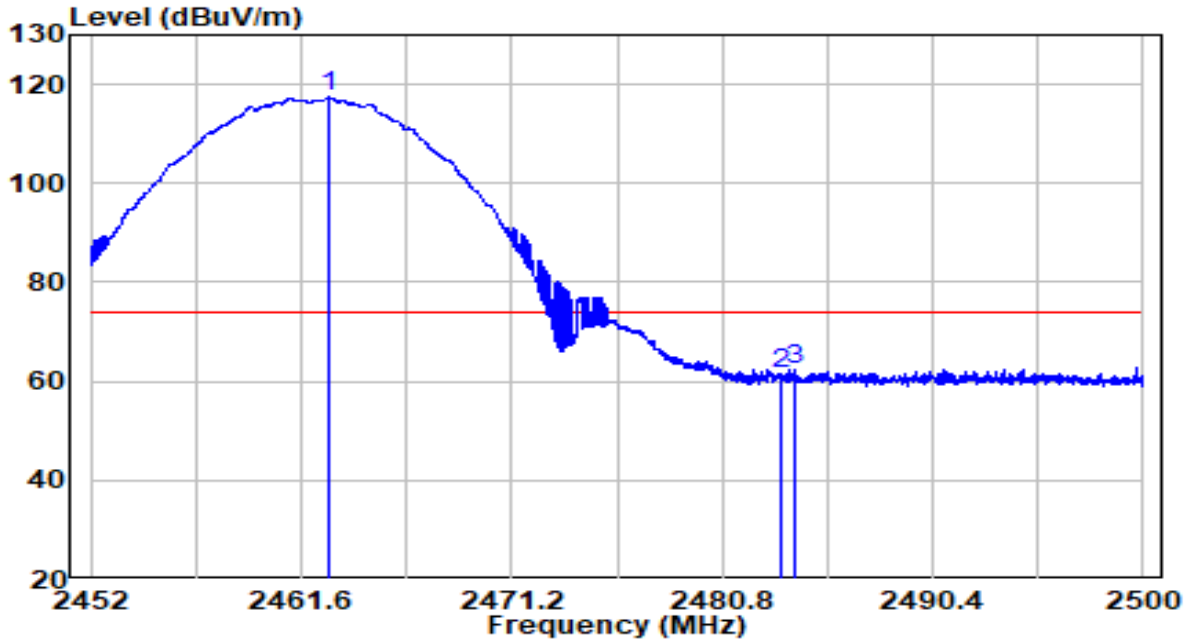

No		Frequency (MHz)	Reading (dBuV)	C.F (dB)	Measurement (dBuV/m)	Margin (dB)	Limit (dBuV/m)	Remark (QP/PK/AV)
1	*	2462.896	84.76	32.62	117.38	N/A	N/A	Peak
2		2483.500	28.92	32.71	61.62	-12.38	74.00	Peak
3		2484.136	29.75	32.71	62.46	-11.54	74.00	Peak

Note:

1. " *", means this data is the worst emission level.
2. C.F (Correction Factor) = Antenna Factor (dB)+ Cable Loss (dB).
3. Measurement(dBuV/m) = Reading(dBuV) + C.F (Correction Factor).
4.The emission levels of other frequencies are very lower than the limit and not show in test report.

EUT	AX5400 Wi-Fi 6 Router	Date of Test	2020-12-09
Factor	BBHA 9120D	Temp. / Humidity	21.9°C/32%
Polarity	Vertical	Site / Test Engineer	AC1 / Jay
Test Mode	Transmit by 802.11b at Channel 2462MHz	Test Voltage	AC 120V/60Hz

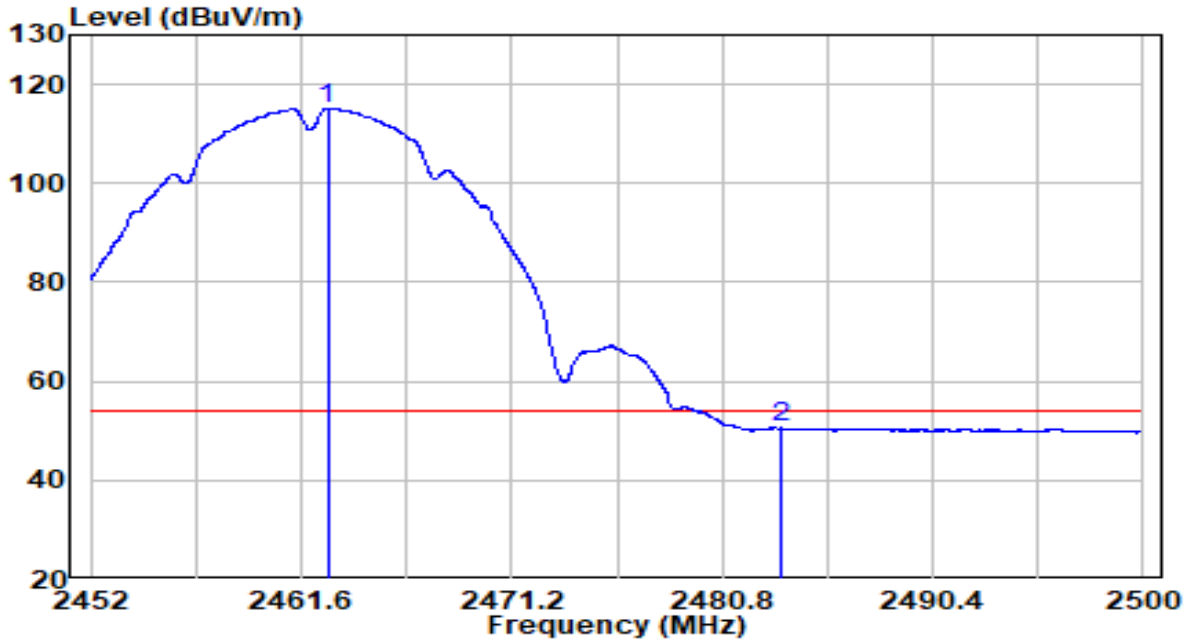

No		Frequency (MHz)	Reading (dBuV)	C.F (dB)	Measurement (dBuV/m)	Margin (dB)	Limit (dBuV/m)	Remark (QP/PK/AV)
1	*	2462.800	82.50	32.62	115.12	N/A	N/A	Average
2		2483.500	17.82	32.71	50.52	-3.48	54.00	Average

Note:

1. " *", means this data is the worst emission level.
2. C.F (Correction Factor) = Antenna Factor (dB)+ Cable Loss (dB).
3. Measurement(dBuV/m) = Reading(dBuV) + C.F (Correction Factor).
4.The emission levels of other frequencies are very lower than the limit and not show in test report.

EUT	AX5400 Wi-Fi 6 Router	Date of Test	2020-12-09
Factor	BBHA 9120D	Temp. / Humidity	21.9°C/32%
Polarity	Horizontal	Site / Test Engineer	AC1 / Jay
Test Mode	Transmit by 802.11g at Channel 2412MHz	Test Voltage	AC 120V/60Hz

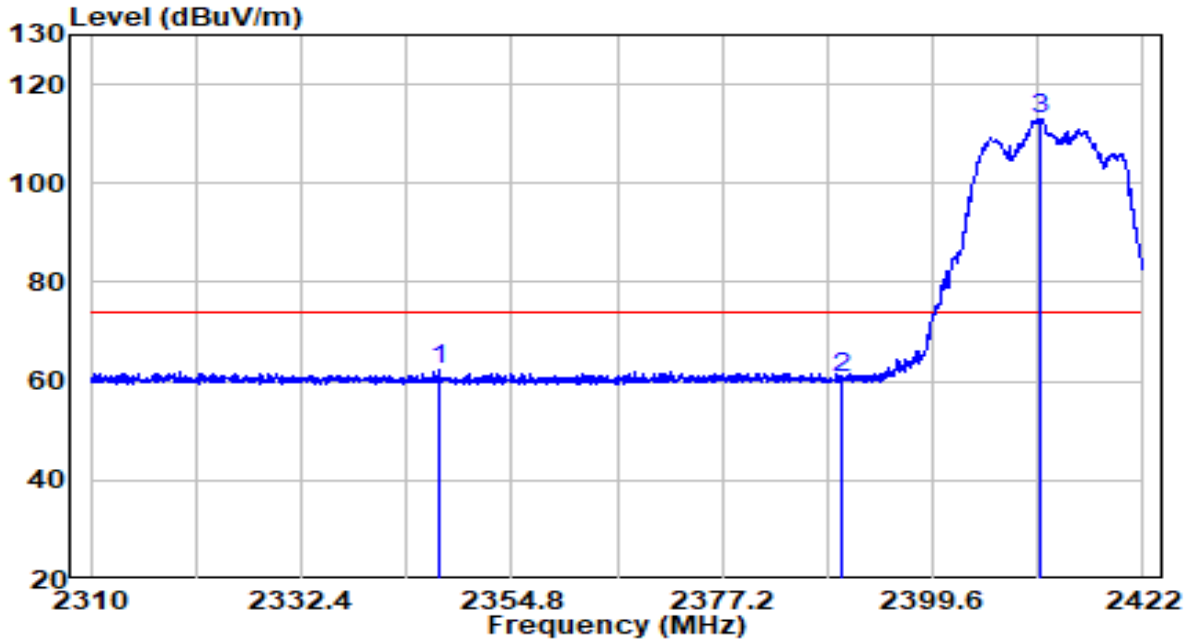

No		Frequency (MHz)	Reading (dBuV)	C.F (dB)	Measurement (dBuV/m)	Margin (dB)	Limit (dBuV/m)	Remark (QP/PK/AV)
1		2347.184	30.08	32.11	62.18	-11.82	74.00	Peak
2		2390.000	28.47	32.30	60.77	-13.23	74.00	Peak
3	*	2411.136	80.66	32.39	113.05	N/A	N/A	Peak

Note:

1. " *", means this data is the worst emission level.
2. C.F (Correction Factor) = Antenna Factor (dB)+ Cable Loss (dB).
3. Measurement(dBuV/m) = Reading(dBuV) + C.F (Correction Factor).
4.The emission levels of other frequencies are very lower than the limit and not show in test report.

EUT	AX5400 Wi-Fi 6 Router	Date of Test	2020-12-09
Factor	BBHA 9120D	Temp. / Humidity	21.9°C/32%
Polarity	Horizontal	Site / Test Engineer	AC1 / Jay
Test Mode	Transmit by 802.11g at Channel 2412MHz	Test Voltage	AC 120V/60Hz

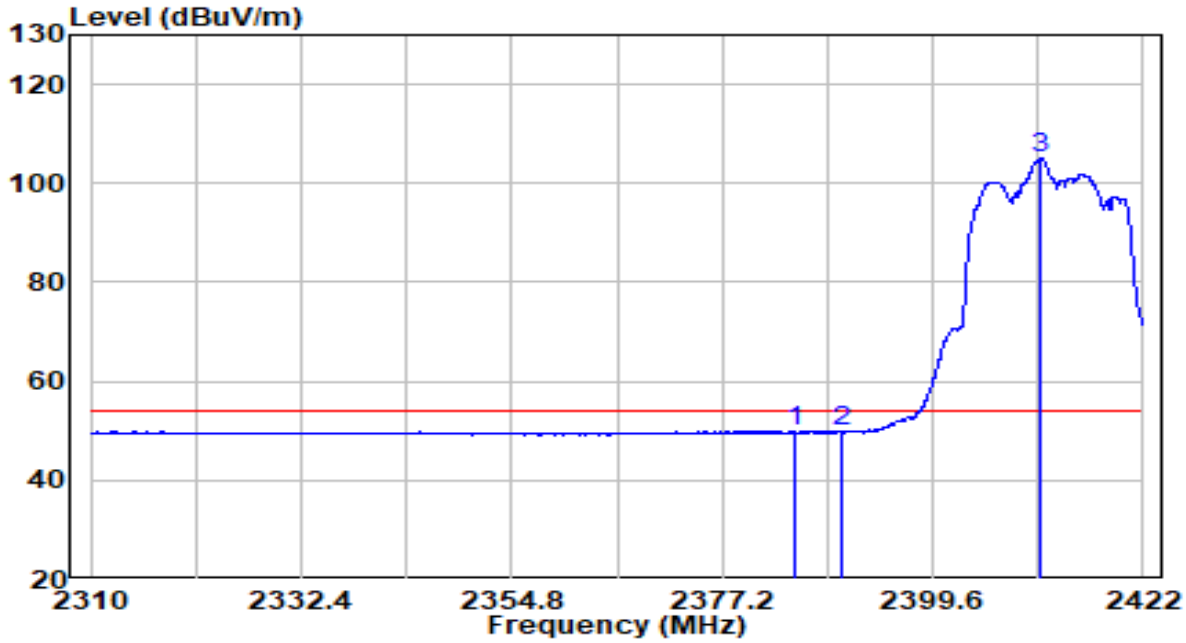

No		Frequency (MHz)	Reading (dBuV)	C.F (dB)	Measurement (dBuV/m)	Margin (dB)	Limit (dBuV/m)	Remark (QP/PK/AV)
1		2384.928	17.68	32.27	49.95	-4.05	54.00	Average
2		2390.000	17.46	32.30	49.75	-4.25	54.00	Average
3	*	2411.136	72.56	32.39	104.95	N/A	N/A	Average

Note:

1. " *", means this data is the worst emission level.
2. C.F (Correction Factor) = Antenna Factor (dB)+ Cable Loss (dB).
3. Measurement(dBuV/m) = Reading(dBuV) + C.F (Correction Factor).
4.The emission levels of other frequencies are very lower than the limit and not show in test report.

EUT	AX5400 Wi-Fi 6 Router	Date of Test	2020-12-09
Factor	BBHA 9120D	Temp. / Humidity	21.9°C/32%
Polarity	Vertical	Site / Test Engineer	AC1 / Jay
Test Mode	Transmit by 802.11g at Channel 2412MHz	Test Voltage	AC 120V/60Hz

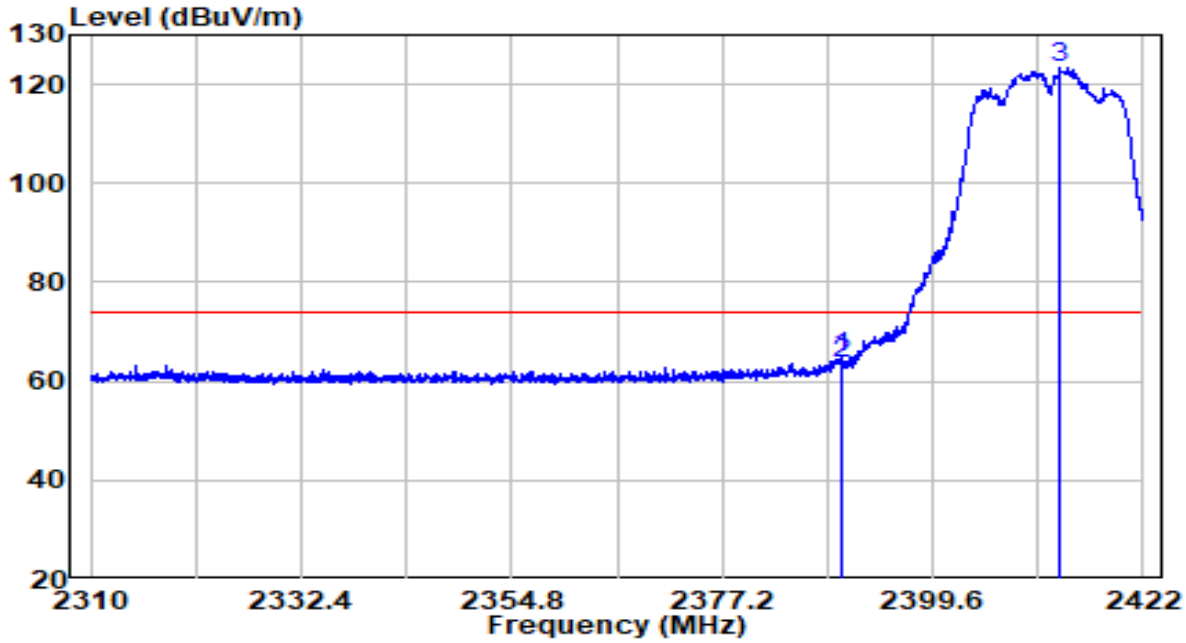

No		Frequency (MHz)	Reading (dBuV)	C.F (dB)	Measurement (dBuV/m)	Margin (dB)	Limit (dBuV/m)	Remark (QP/PK/AV)
1		2389.856	32.44	32.30	64.74	-9.26	74.00	Peak
2		2390.000	31.48	32.30	63.78	-10.22	74.00	Peak
3	*	2413.152	91.01	32.40	123.40	N/A	N/A	Peak

Note:

1. " *", means this data is the worst emission level.
2. C.F (Correction Factor) = Antenna Factor (dB)+ Cable Loss (dB).
3. Measurement(dBuV/m) = Reading(dBuV) + C.F (Correction Factor).
4.The emission levels of other frequencies are very lower than the limit and not show in test report.

EUT	AX5400 Wi-Fi 6 Router	Date of Test	2020-12-09
Factor	BBHA 9120D	Temp. / Humidity	21.9°C/32%
Polarity	Vertical	Site / Test Engineer	AC1 / Jay
Test Mode	Transmit by 802.11g at Channel 2412MHz	Test Voltage	AC 120V/60Hz

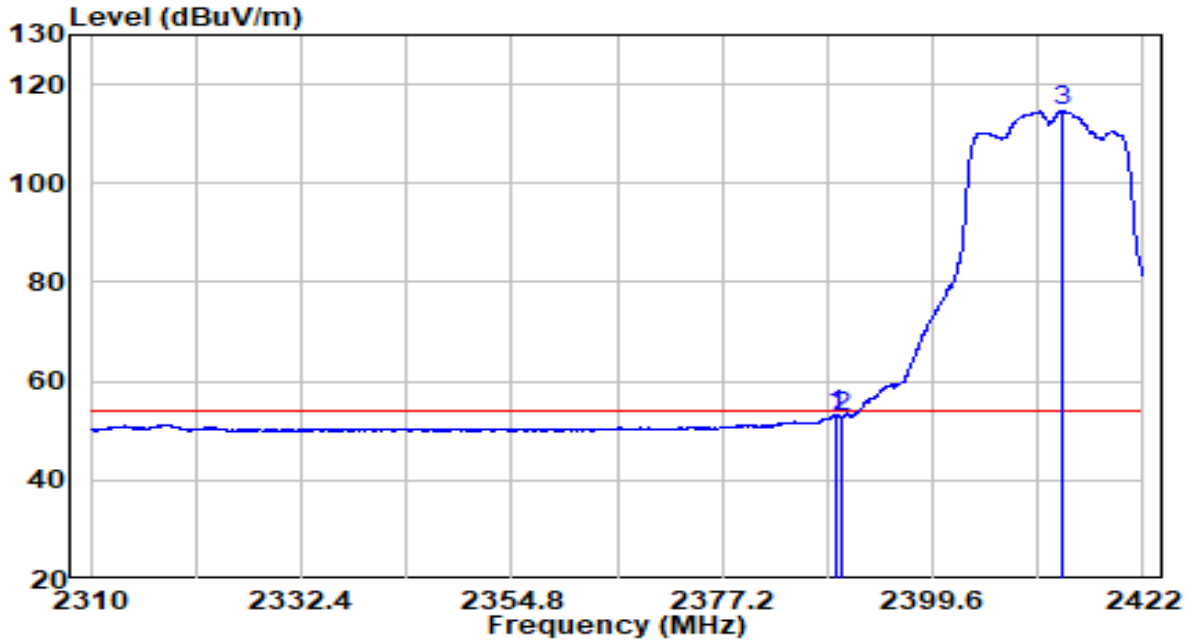

No		Frequency (MHz)	Reading (dBuV)	C.F (dB)	Measurement (dBuV/m)	Margin (dB)	Limit (dBuV/m)	Remark (QP/PK/AV)
1		2389.464	20.87	32.29	53.16	-0.84	54.00	Average
2		2390.000	20.49	32.30	52.79	-1.21	54.00	Average
3	*	2413.488	82.17	32.40	114.57	N/A	N/A	Average

Note:

1. " *", means this data is the worst emission level.
2. C.F (Correction Factor) = Antenna Factor (dB)+ Cable Loss (dB).
3. Measurement(dBuV/m) = Reading(dBuV) + C.F (Correction Factor).
4.The emission levels of other frequencies are very lower than the limit and not show in test report.

EUT	AX5400 Wi-Fi 6 Router	Date of Test	2020-12-09
Factor	BBHA 9120D	Temp. / Humidity	22.6°C/24%
Polarity	Vertical	Site / Test Engineer	AC1 / Jay
Test Mode	Transmit by 802.11g at Channel 2417MHz	Test Voltage	AC 120V/60Hz

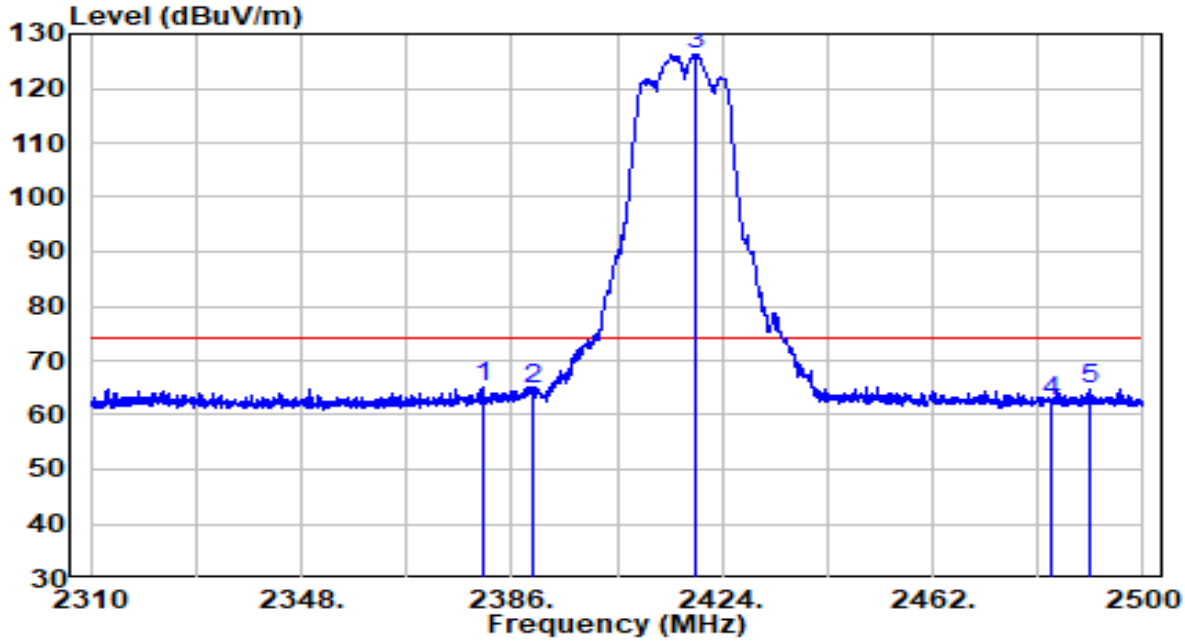

No		Frequency (MHz)	Reading (dBuV)	C.F (dB)	Measurement (dBuV/m)	Margin (dB)	Limit (dBuV/m)	Remark (QP/PK/AV)
1		2380.680	32.91	32.25	65.16	-8.84	74.00	Peak
2		2390.000	32.25	32.30	64.55	-9.45	74.00	Peak
3	*	2418.965	93.98	32.42	126.41	N/A	N/A	Peak
4		2483.500	29.93	32.71	62.64	-11.36	74.00	Peak
5		2490.405	31.89	32.74	64.63	-9.37	74.00	Peak

Note:

1. " *", means this data is the worst emission level.
2. C.F (Correction Factor) = Antenna Factor (dB)+ Cable Loss (dB).
3. Measurement(dBuV/m) = Reading(dBuV) + C.F (Correction Factor).
4.The emission levels of other frequencies are very lower than the limit and not show in test report.

EUT	AX5400 Wi-Fi 6 Router	Date of Test	2020-12-09
Factor	BBHA 9120D	Temp. / Humidity	22.6°C/24%
Polarity	Vertical	Site / Test Engineer	AC1 / Jay
Test Mode	Transmit by 802.11g at Channel 2417MHz	Test Voltage	AC 120V/60Hz

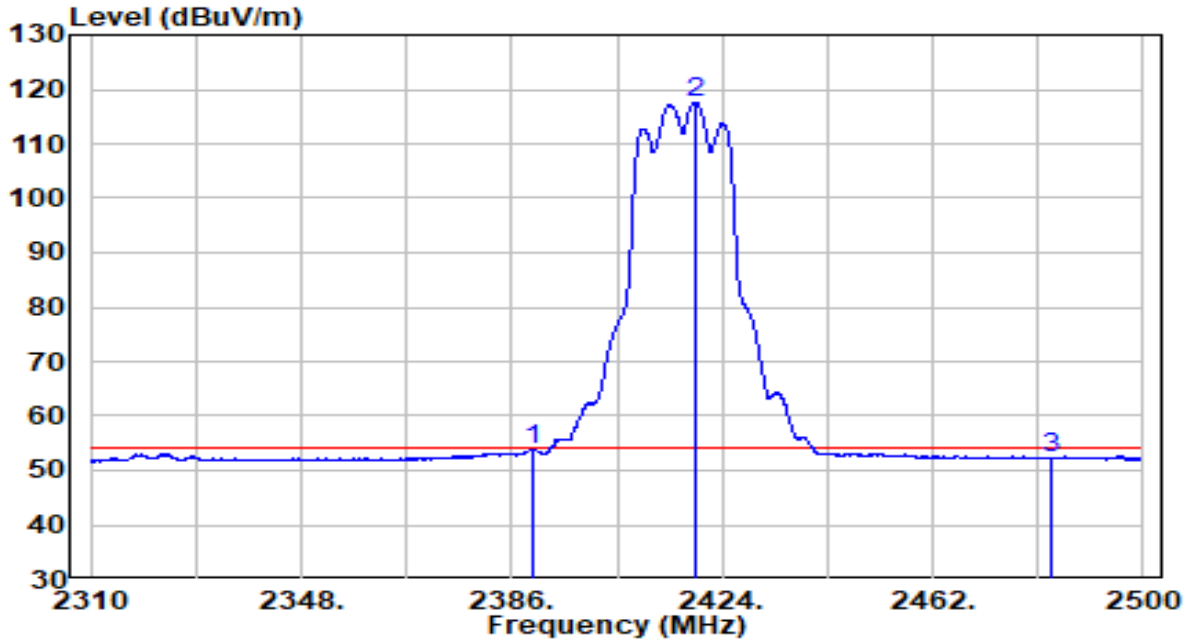

No		Frequency (MHz)	Reading (dBuV)	C.F (dB)	Measurement (dBuV/m)	Margin (dB)	Limit (dBuV/m)	Remark (QP/PK/AV)
1		2390.000	21.60	32.30	53.90	-0.10	54.00	Average
2	*	2419.155	85.25	32.42	117.67	N/A	N/A	Average
3		2483.470	19.65	32.71	52.36	-1.64	54.00	Average

Note:

1. " *", means this data is the worst emission level.
2. C.F (Correction Factor) = Antenna Factor (dB)+ Cable Loss (dB).
3. Measurement(dBuV/m) = Reading(dBuV) + C.F (Correction Factor).
4.The emission levels of other frequencies are very lower than the limit and not show in test report.

EUT	AX5400 Wi-Fi 6 Router	Date of Test	2020-12-09
Factor	BBHA 9120D	Temp. / Humidity	22.6°C/24%
Polarity	Vertical	Site / Test Engineer	AC1 / Jay
Test Mode	Transmit by 802.11g at Channel 2422MHz	Test Voltage	AC 120V/60Hz

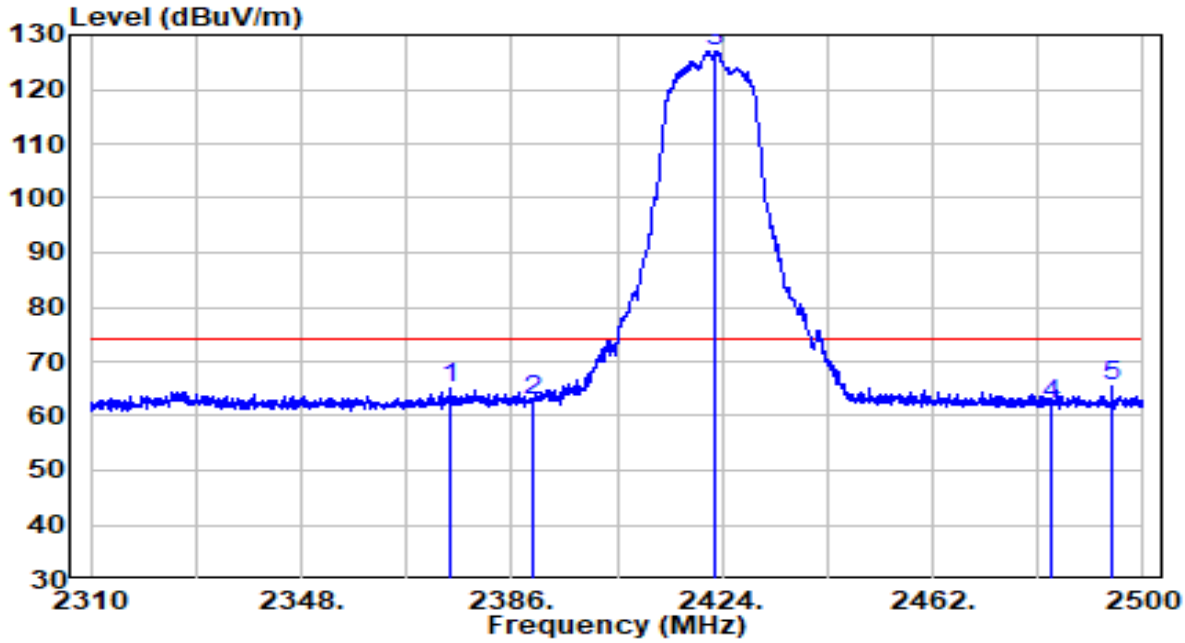

No		Frequency (MHz)	Reading (dBuV)	C.F (dB)	Measurement (dBuV/m)	Margin (dB)	Limit (dBuV/m)	Remark (QP/PK/AV)
1		2374.695	33.00	32.23	65.23	-8.77	74.00	Peak
2		2390.000	30.43	32.30	62.72	-11.28	74.00	Peak
3	*	2422.860	94.69	32.44	127.13	N/A	N/A	Peak
4		2483.500	29.51	32.71	62.22	-11.78	74.00	Peak
5		2494.300	32.77	32.75	65.52	-8.48	74.00	Peak

Note:

1. " *", means this data is the worst emission level.
2. C.F (Correction Factor) = Antenna Factor (dB)+ Cable Loss (dB).
3. Measurement(dBuV/m) = Reading(dBuV) + C.F (Correction Factor).
4.The emission levels of other frequencies are very lower than the limit and not show in test report.

EUT	AX5400 Wi-Fi 6 Router	Date of Test	2020-12-09
Factor	BBHA 9120D	Temp. / Humidity	22.6°C/24%
Polarity	Vertical	Site / Test Engineer	AC1 / Jay
Test Mode	Transmit by 802.11g at Channel 2422MHz	Test Voltage	AC 120V/60Hz

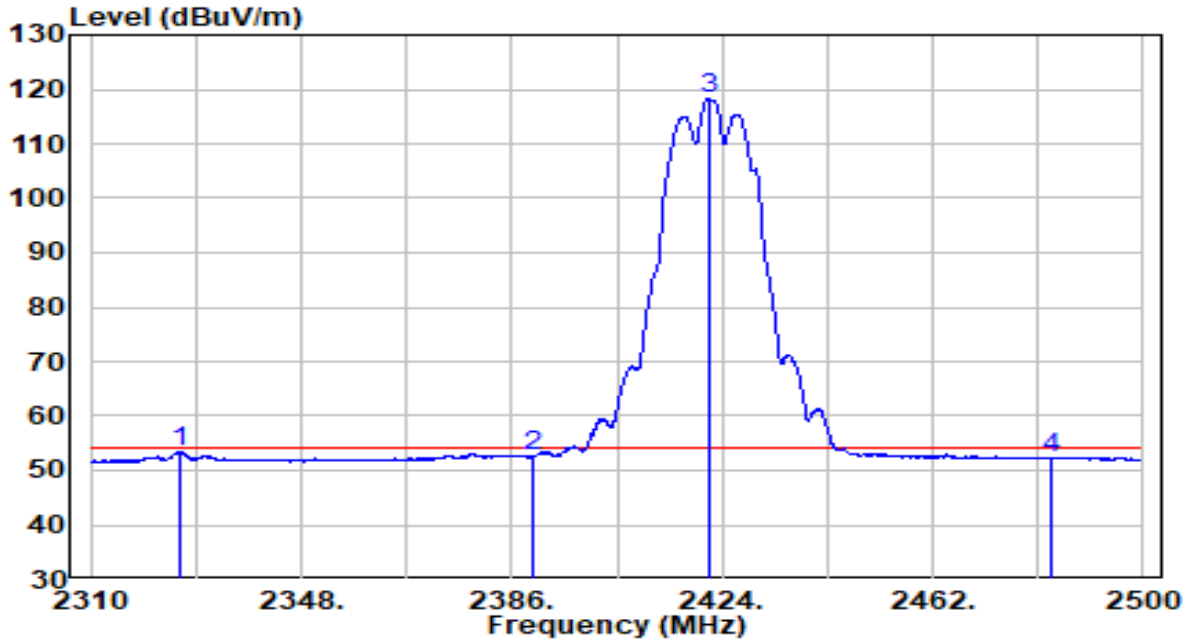

No		Frequency (MHz)	Reading (dBuV)	C.F (dB)	Measurement (dBuV/m)	Margin (dB)	Limit (dBuV/m)	Remark (QP/PK/AV)
1		2325.960	21.41	32.01	53.42	-0.58	54.00	Average
2		2390.000	20.28	32.30	52.57	-1.43	54.00	Average
3	*	2421.530	86.06	32.43	118.49	N/A	N/A	Average
4		2483.500	19.58	32.71	52.28	-1.72	54.00	Average

Note:

1. " *", means this data is the worst emission level.
2. C.F (Correction Factor) = Antenna Factor (dB)+ Cable Loss (dB).
3. Measurement(dBuV/m) = Reading(dBuV) + C.F (Correction Factor).
4.The emission levels of other frequencies are very lower than the limit and not show in test report.

EUT	AX5400 Wi-Fi 6 Router	Date of Test	2020-12-09
Factor	BBHA 9120D	Temp. / Humidity	22.6°C/24%
Polarity	Vertical	Site / Test Engineer	AC1 / Jay
Test Mode	Transmit by 802.11g at Channel 2427MHz	Test Voltage	AC 120V/60Hz

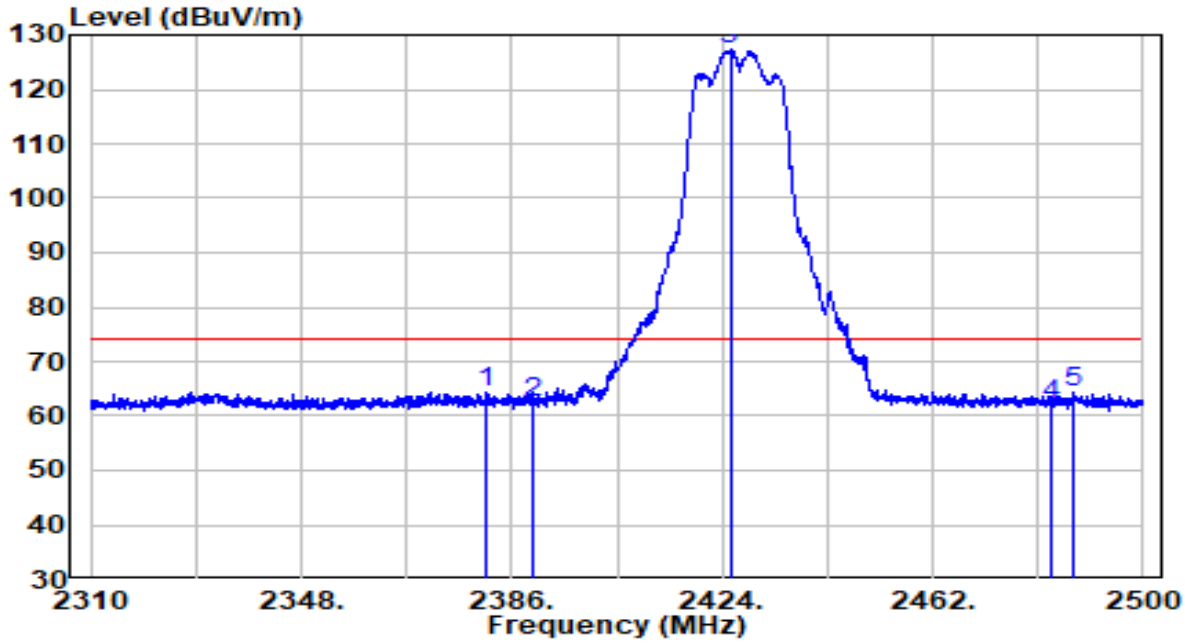

No		Frequency (MHz)	Reading (dBuV)	C.F (dB)	Measurement (dBuV/m)	Margin (dB)	Limit (dBuV/m)	Remark (QP/PK/AV)
1		2381.250	32.09	32.26	64.35	-9.65	74.00	Peak
2		2390.000	30.13	32.30	62.43	-11.57	74.00	Peak
3	*	2425.425	94.89	32.45	127.34	N/A	N/A	Peak
4		2483.500	29.38	32.71	62.09	-11.91	74.00	Peak
5		2487.175	31.50	32.72	64.22	-9.78	74.00	Peak

Note:

1. " *", means this data is the worst emission level.
2. C.F (Correction Factor) = Antenna Factor (dB)+ Cable Loss (dB).
3. Measurement(dBuV/m) = Reading(dBuV) + C.F (Correction Factor).
4.The emission levels of other frequencies are very lower than the limit and not show in test report.

EUT	AX5400 Wi-Fi 6 Router	Date of Test	2020-12-09
Factor	BBHA 9120D	Temp. / Humidity	22.6°C/24%
Polarity	Vertical	Site / Test Engineer	AC1 / Jay
Test Mode	Transmit by 802.11g at Channel 2427MHz	Test Voltage	AC 120V/60Hz

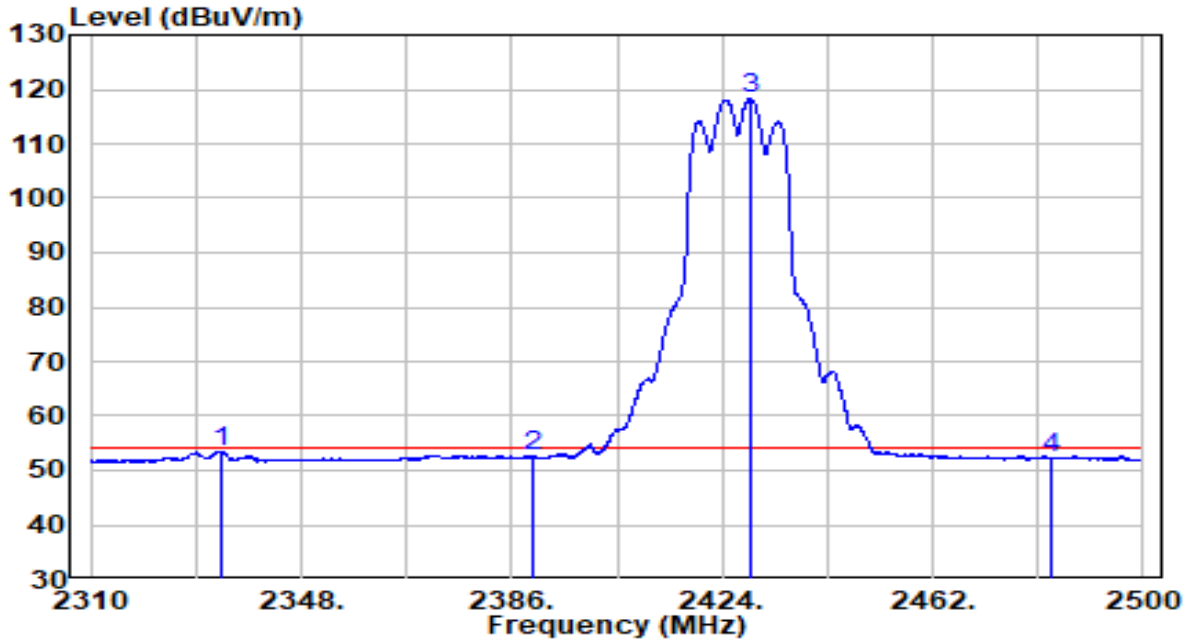

No		Frequency (MHz)	Reading (dBuV)	C.F (dB)	Measurement (dBuV/m)	Margin (dB)	Limit (dBuV/m)	Remark (QP/PK/AV)
1		2333.465	21.38	32.05	53.42	-0.58	54.00	Average
2		2390.000	20.18	32.30	52.47	-1.53	54.00	Average
3	*	2429.225	85.73	32.47	118.20	N/A	N/A	Average
4		2483.500	19.61	32.71	52.32	-1.68	54.00	Average

Note:

1. " *", means this data is the worst emission level.
2. C.F (Correction Factor) = Antenna Factor (dB)+ Cable Loss (dB).
3. Measurement(dBuV/m) = Reading(dBuV) + C.F (Correction Factor).
4.The emission levels of other frequencies are very lower than the limit and not show in test report.

EUT	AX5400 Wi-Fi 6 Router	Date of Test	2020-12-09
Factor	BBHA 9120D	Temp. / Humidity	22.6°C/24%
Polarity	Vertical	Site / Test Engineer	AC1 / Jay
Test Mode	Transmit by 802.11g at Channel 2432MHz	Test Voltage	AC 120V/60Hz

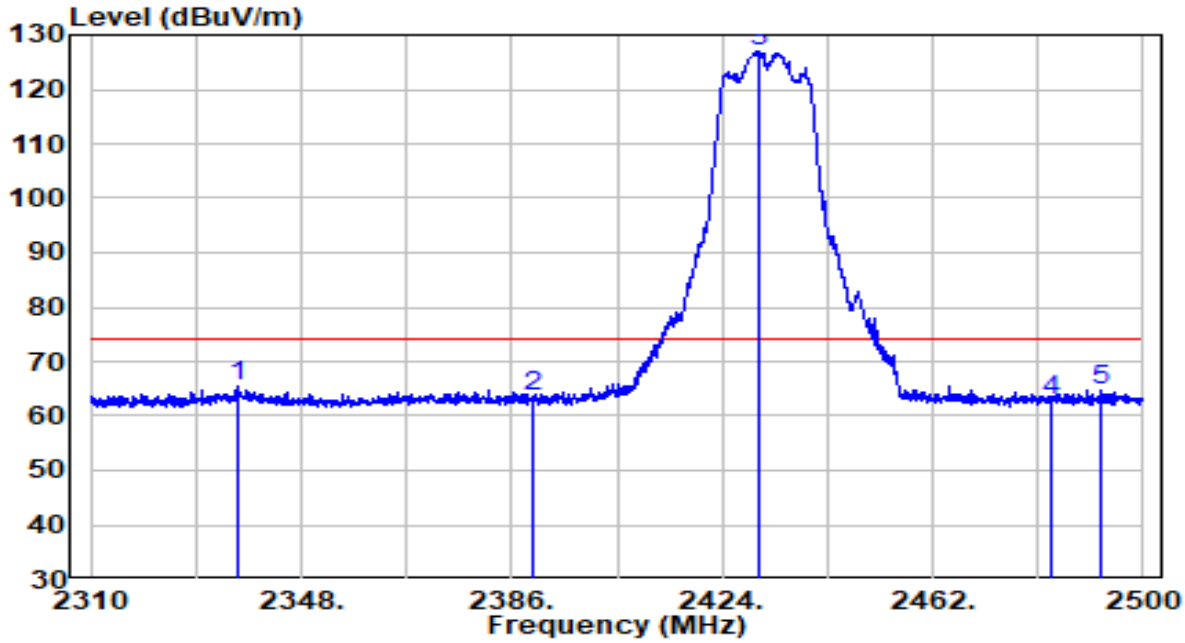

No		Frequency (MHz)	Reading (dBuV)	C.F (dB)	Measurement (dBuV/m)	Margin (dB)	Limit (dBuV/m)	Remark (QP/PK/AV)
1		2336.695	33.43	32.06	65.49	-8.51	74.00	Peak
2		2390.000	31.36	32.30	63.65	-10.35	74.00	Peak
3	*	2430.460	94.57	32.47	127.04	N/A	N/A	Peak
4		2483.500	29.98	32.71	62.69	-11.31	74.00	Peak
5		2492.590	31.87	32.75	64.62	-9.38	74.00	Peak

Note:

1. " *", means this data is the worst emission level.
2. C.F (Correction Factor) = Antenna Factor (dB)+ Cable Loss (dB).
3. Measurement(dBuV/m) = Reading(dBuV) + C.F (Correction Factor).
4.The emission levels of other frequencies are very lower than the limit and not show in test report.

EUT	AX5400 Wi-Fi 6 Router	Date of Test	2020-12-09
Factor	BBHA 9120D	Temp. / Humidity	22.6°C/24%
Polarity	Vertical	Site / Test Engineer	AC1 / Jay
Test Mode	Transmit by 802.11g at Channel 2432MHz	Test Voltage	AC 120V/60Hz

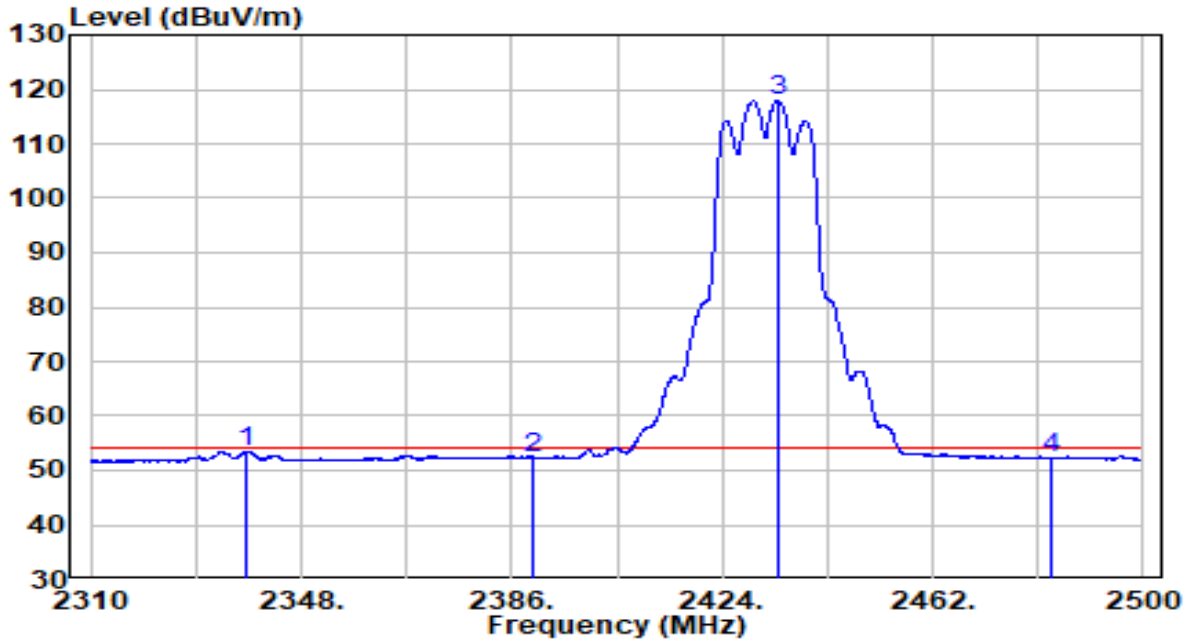

No		Frequency (MHz)	Reading (dBuV)	C.F (dB)	Measurement (dBuV/m)	Margin (dB)	Limit (dBuV/m)	Remark (QP/PK/AV)
1		2338.025	21.47	32.07	53.54	-0.46	54.00	Average
2		2390.000	20.09	32.30	52.38	-1.62	54.00	Average
3	*	2434.070	85.46	32.49	117.95	N/A	N/A	Average
4		2483.500	19.70	32.71	52.41	-1.59	54.00	Average

Note:

1. " *", means this data is the worst emission level.
2. C.F (Correction Factor) = Antenna Factor (dB)+ Cable Loss (dB).
3. Measurement(dBuV/m) = Reading(dBuV) + C.F (Correction Factor).
4.The emission levels of other frequencies are very lower than the limit and not show in test report.

EUT	AX5400 Wi-Fi 6 Router	Date of Test	2020-12-09
Factor	BBHA 9120D	Temp. / Humidity	21.9°C/32%
Polarity	Horizontal	Site / Test Engineer	AC1 / Jay
Test Mode	Transmit by 802.11g at Channel 2437MHz	Test Voltage	AC 120V/60Hz

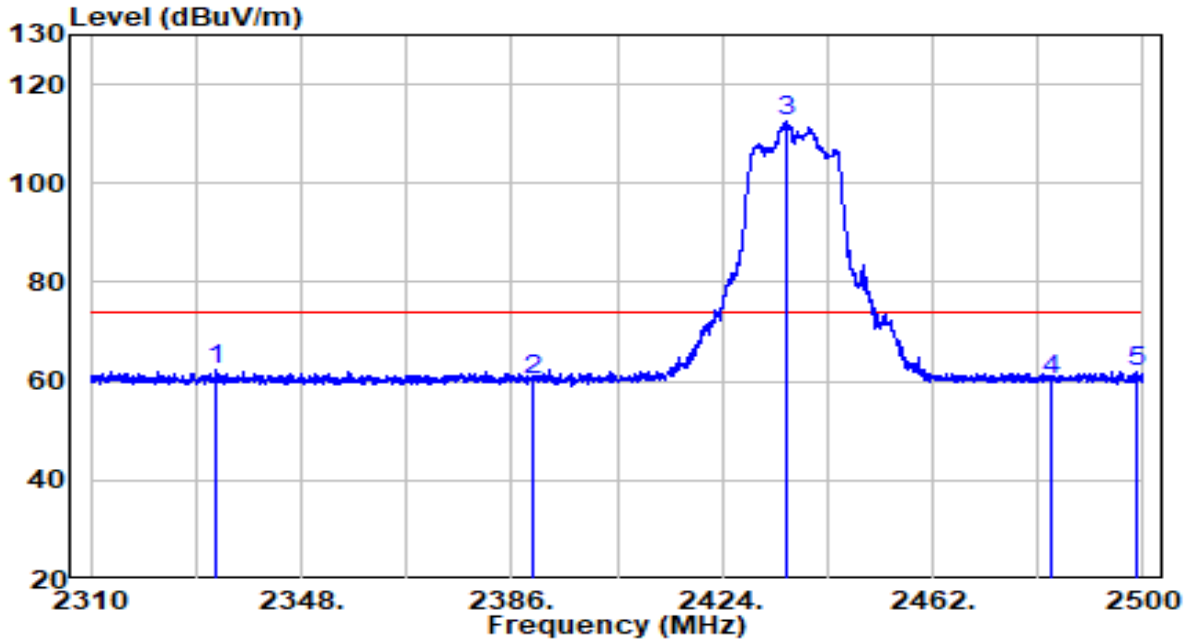

No		Frequency (MHz)	Reading (dBuV)	C.F (dB)	Measurement (dBuV/m)	Margin (dB)	Limit (dBuV/m)	Remark (QP/PK/AV)
1		2332.515	30.39	32.04	62.43	-11.57	74.00	Peak
2		2390.000	28.12	32.30	60.42	-13.58	74.00	Peak
3	*	2435.495	79.94	32.50	112.43	N/A	N/A	Peak
4		2483.500	27.54	32.71	60.25	-13.75	74.00	Peak
5		2498.955	29.15	32.78	61.92	-12.08	74.00	Peak

Note:

1. " *", means this data is the worst emission level.
2. C.F (Correction Factor) = Antenna Factor (dB)+ Cable Loss (dB).
3. Measurement(dBuV/m) = Reading(dBuV) + C.F (Correction Factor).
4.The emission levels of other frequencies are very lower than the limit and not show in test report.

EUT	AX5400 Wi-Fi 6 Router	Date of Test	2020-12-09
Factor	BBHA 9120D	Temp. / Humidity	21.9°C/32%
Polarity	Horizontal	Site / Test Engineer	AC1 / Jay
Test Mode	Transmit by 802.11g at Channel 2437MHz	Test Voltage	AC 120V/60Hz

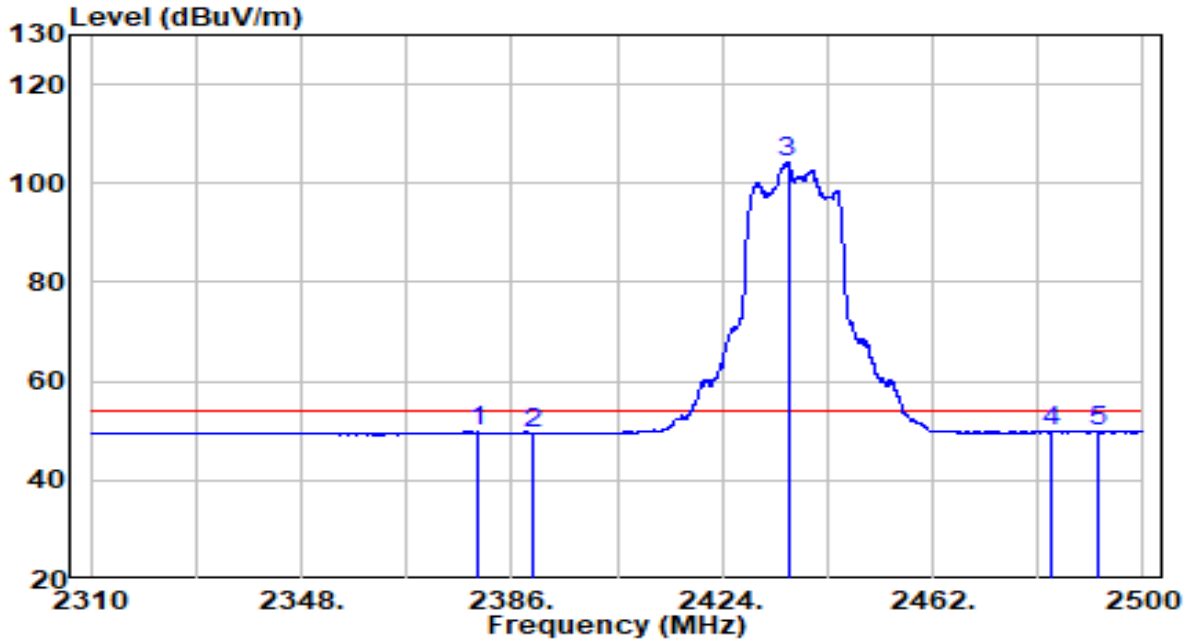

No		Frequency (MHz)	Reading (dBuV)	C.F (dB)	Measurement (dBuV/m)	Margin (dB)	Limit (dBuV/m)	Remark (QP/PK/AV)
1		2379.825	17.49	32.25	49.74	-4.26	54.00	Average
2		2390.000	17.19	32.30	49.49	-4.51	54.00	Average
3	*	2435.875	71.83	32.50	104.32	N/A	N/A	Average
4		2483.500	17.00	32.71	49.70	-4.30	54.00	Average
5		2492.020	17.18	32.74	49.92	-4.08	54.00	Average

Note:

1. " *", means this data is the worst emission level.
2. C.F (Correction Factor) = Antenna Factor (dB)+ Cable Loss (dB).
3. Measurement(dBuV/m) = Reading(dBuV) + C.F (Correction Factor).
4.The emission levels of other frequencies are very lower than the limit and not show in test report.

EUT	AX5400 Wi-Fi 6 Router	Date of Test	2020-12-09
Factor	BBHA 9120D	Temp. / Humidity	21.9°C/32%
Polarity	Vertical	Site / Test Engineer	AC1 / Jay
Test Mode	Transmit by 802.11g at Channel 2437MHz	Test Voltage	AC 120V/60Hz

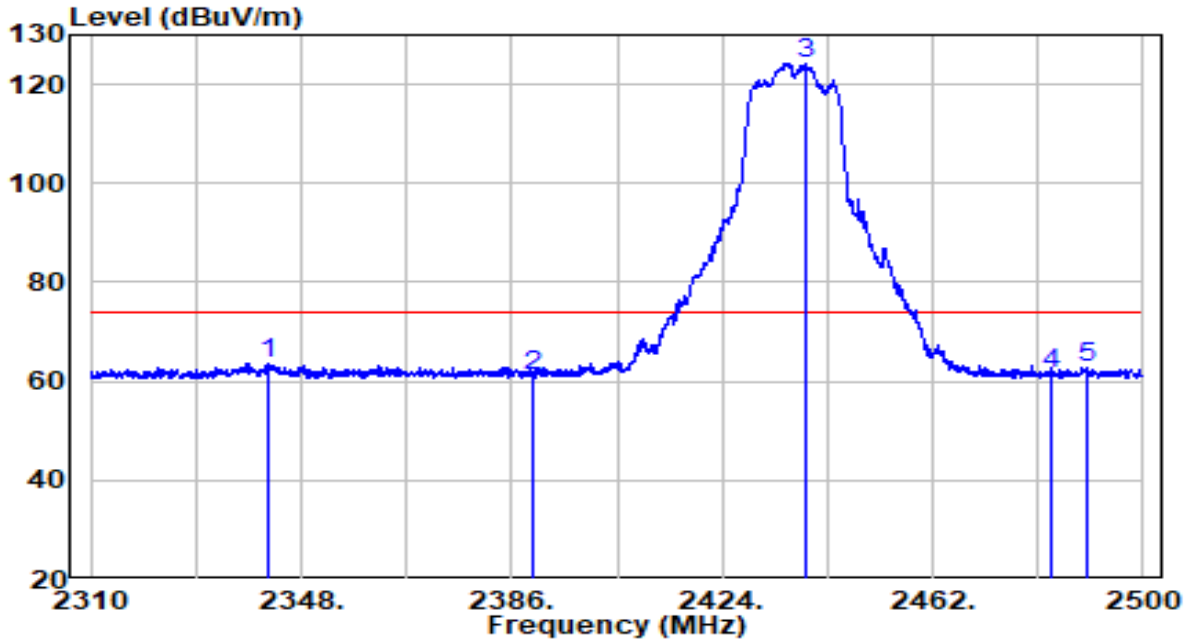

No		Frequency (MHz)	Reading (dBuV)	C.F (dB)	Measurement (dBuV/m)	Margin (dB)	Limit (dBuV/m)	Remark (QP/PK/AV)
1		2342.110	31.67	32.09	63.76	-10.24	74.00	Peak
2		2390.000	28.61	32.30	60.91	-13.09	74.00	Peak
3	*	2438.915	91.85	32.51	124.36	N/A	N/A	Peak
4		2483.500	28.99	32.71	61.70	-12.30	74.00	Peak
5		2489.645	30.10	32.73	62.84	-11.16	74.00	Peak

Note:

1. " *", means this data is the worst emission level.
2. C.F (Correction Factor) = Antenna Factor (dB)+ Cable Loss (dB).
3. Measurement(dBuV/m) = Reading(dBuV) + C.F (Correction Factor).
4.The emission levels of other frequencies are very lower than the limit and not show in test report.

EUT	AX5400 Wi-Fi 6 Router	Date of Test	2020-12-09
Factor	BBHA 9120D	Temp. / Humidity	21.9°C/32%
Polarity	Vertical	Site / Test Engineer	AC1 / Jay
Test Mode	Transmit by 802.11g at Channel 2437MHz	Test Voltage	AC 120V/60Hz

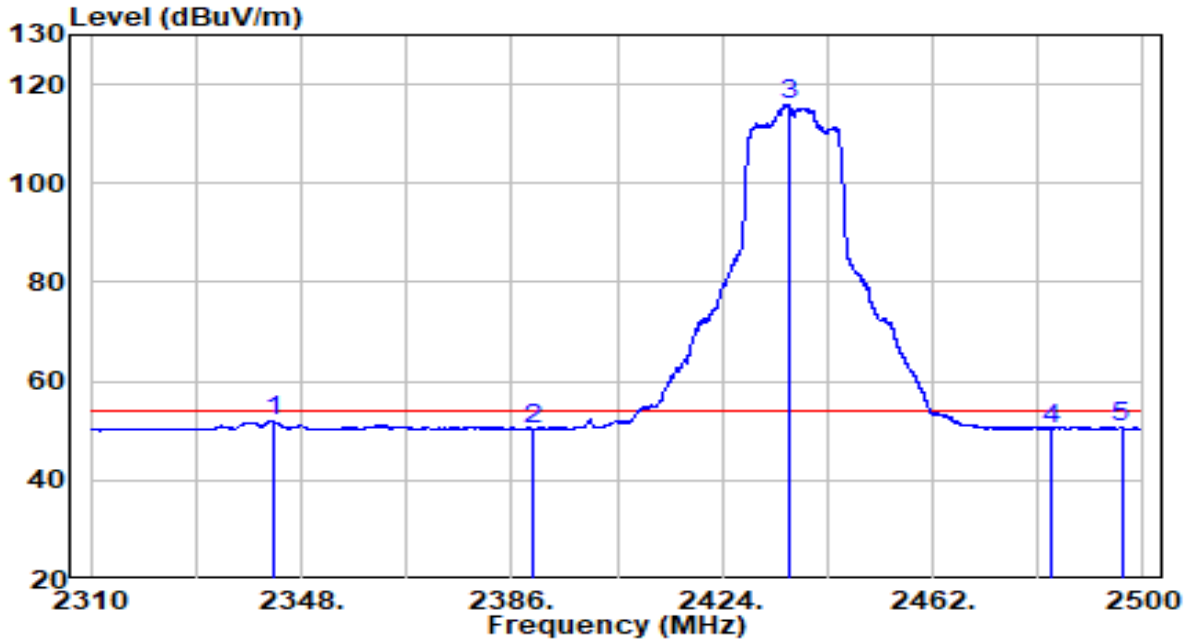

No		Frequency (MHz)	Reading (dBuV)	C.F (dB)	Measurement (dBuV/m)	Margin (dB)	Limit (dBuV/m)	Remark (QP/PK/AV)
1		2342.965	19.83	32.09	51.92	-2.08	54.00	Average
2		2390.000	18.12	32.30	50.42	-3.58	54.00	Average
3	*	2436.065	83.58	32.50	116.08	N/A	N/A	Average
4		2483.500	17.74	32.71	50.45	-3.55	54.00	Average
5		2496.105	18.13	32.76	50.89	-3.11	54.00	Average

Note:

1. " *", means this data is the worst emission level.
2. C.F (Correction Factor) = Antenna Factor (dB)+ Cable Loss (dB).
3. Measurement(dBuV/m) = Reading(dBuV) + C.F (Correction Factor).
4.The emission levels of other frequencies are very lower than the limit and not show in test report.

EUT	AX5400 Wi-Fi 6 Router	Date of Test	2020-12-09
Factor	BBHA 9120D	Temp. / Humidity	22.6°C/24%
Polarity	Vertical	Site / Test Engineer	AC1 / Jay
Test Mode	Transmit by 802.11g at Channel 2442MHz	Test Voltage	AC 120V/60Hz

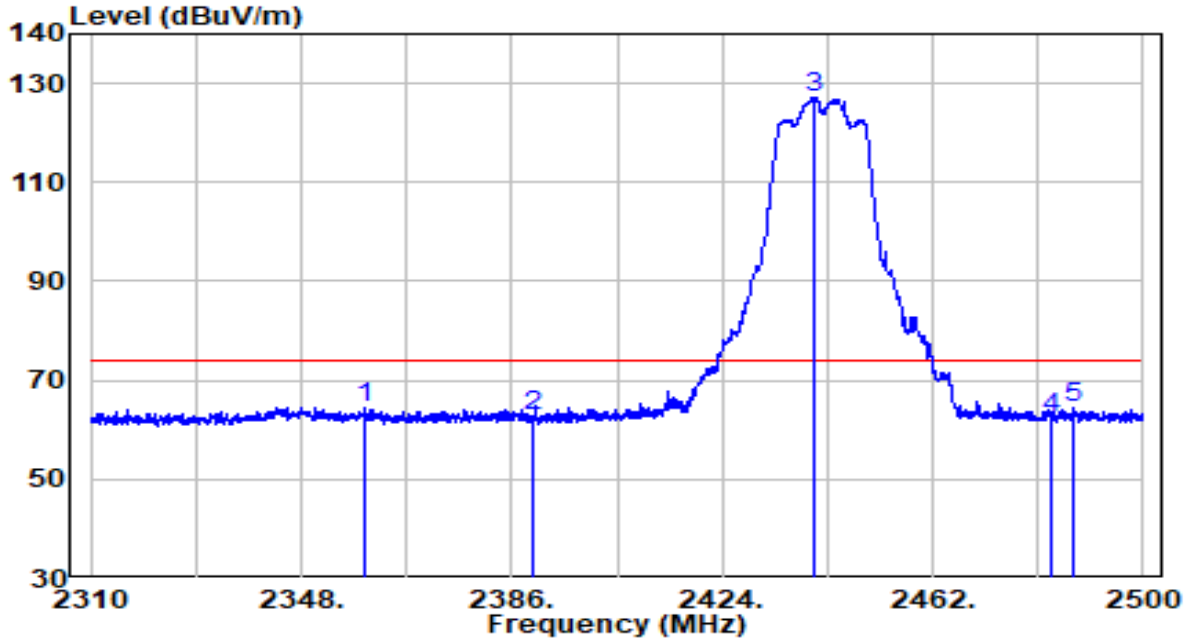

No		Frequency (MHz)	Reading (dBuV)	C.F (dB)	Measurement (dBuV/m)	Margin (dB)	Limit (dBuV/m)	Remark (QP/PK/AV)
1		2359.590	32.30	32.16	64.46	-9.54	74.00	Peak
2		2390.000	30.67	32.30	62.97	-11.03	74.00	Peak
3	*	2440.435	94.80	32.52	127.32	N/A	N/A	Peak
4		2483.500	29.64	32.71	62.35	-11.65	74.00	Peak
5		2487.365	31.56	32.72	64.29	-9.71	74.00	Peak

Note:

1. " *", means this data is the worst emission level.
2. C.F (Correction Factor) = Antenna Factor (dB)+ Cable Loss (dB).
3. Measurement(dBuV/m) = Reading(dBuV) + C.F (Correction Factor).
4.The emission levels of other frequencies are very lower than the limit and not show in test report.

EUT	AX5400 Wi-Fi 6 Router	Date of Test	2020-12-09
Factor	BBHA 9120D	Temp. / Humidity	22.6°C/24%
Polarity	Vertical	Site / Test Engineer	AC1 / Jay
Test Mode	Transmit by 802.11g at Channel 2442MHz	Test Voltage	AC 120V/60Hz

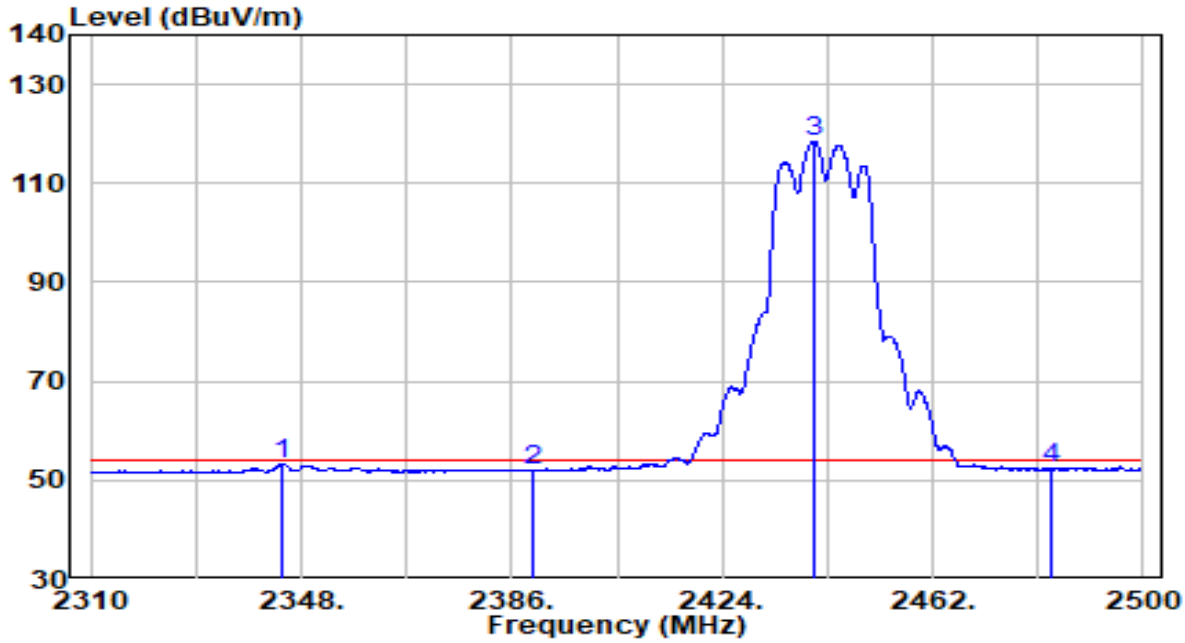

No		Frequency (MHz)	Reading (dBuV)	C.F (dB)	Measurement (dBuV/m)	Margin (dB)	Limit (dBuV/m)	Remark (QP/PK/AV)
1		2344.580	21.14	32.10	53.23	-0.77	54.00	Average
2		2390.000	19.71	32.30	52.00	-2.00	54.00	Average
3	*	2440.530	85.95	32.52	118.46	N/A	N/A	Average
4		2483.500	19.63	32.71	52.34	-1.66	54.00	Average

Note:

1. " *", means this data is the worst emission level.
2. C.F (Correction Factor) = Antenna Factor (dB)+ Cable Loss (dB).
3. Measurement(dBuV/m) = Reading(dBuV) + C.F (Correction Factor).
4.The emission levels of other frequencies are very lower than the limit and not show in test report.

EUT	AX5400 Wi-Fi 6 Router	Date of Test	2020-12-09
Factor	BBHA 9120D	Temp. / Humidity	22.6°C/24%
Polarity	Vertical	Site / Test Engineer	AC1 / Jay
Test Mode	Transmit by 802.11g at Channel 2447MHz	Test Voltage	AC 120V/60Hz

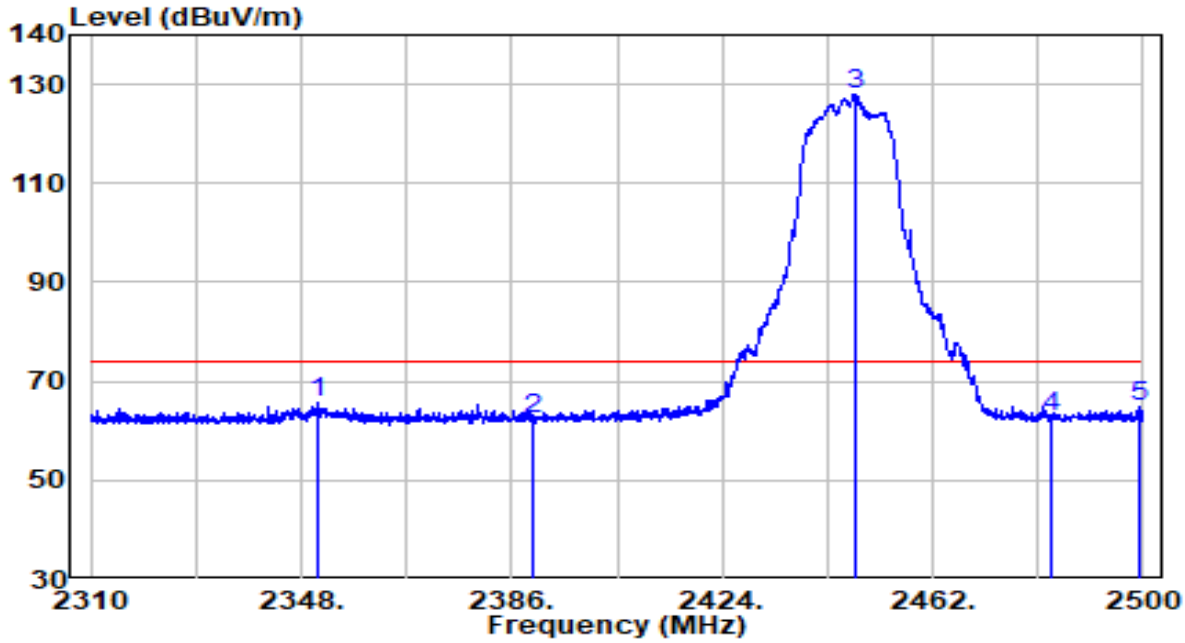

No		Frequency (MHz)	Reading (dBuV)	C.F (dB)	Measurement (dBuV/m)	Margin (dB)	Limit (dBuV/m)	Remark (QP/PK/AV)
1		2350.945	33.60	32.12	65.72	-8.28	74.00	Peak
2		2390.000	29.90	32.30	62.19	-11.81	74.00	Peak
3	*	2448.035	95.56	32.55	128.11	N/A	N/A	Peak
4		2483.500	29.94	32.71	62.65	-11.35	74.00	Peak
5		2499.145	32.04	32.78	64.81	-9.19	74.00	Peak

Note:

1. " *", means this data is the worst emission level.
2. C.F (Correction Factor) = Antenna Factor (dB)+ Cable Loss (dB).
3. Measurement(dBuV/m) = Reading(dBuV) + C.F (Correction Factor).
4.The emission levels of other frequencies are very lower than the limit and not show in test report.

EUT	AX5400 Wi-Fi 6 Router	Date of Test	2020-12-09
Factor	BBHA 9120D	Temp. / Humidity	22.6°C/24%
Polarity	Vertical	Site / Test Engineer	AC1 / Jay
Test Mode	Transmit by 802.11g at Channel 2447MHz	Test Voltage	AC 120V/60Hz

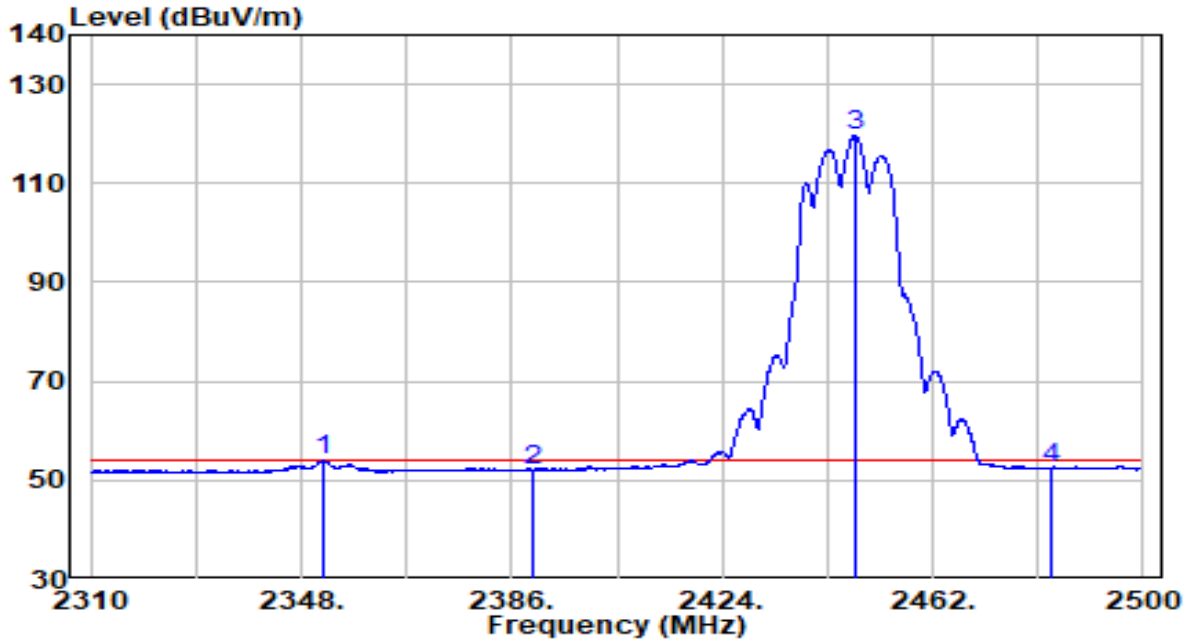

No		Frequency (MHz)	Reading (dBuV)	C.F (dB)	Measurement (dBuV/m)	Margin (dB)	Limit (dBuV/m)	Remark (QP/PK/AV)
1		2351.895	21.82	32.13	53.95	-0.05	54.00	Average
2		2390.000	19.83	32.30	52.13	-1.87	54.00	Average
3	*	2447.845	87.26	32.55	119.81	N/A	N/A	Average
4		2483.500	19.83	32.71	52.54	-1.46	54.00	Average

Note:

1. " *", means this data is the worst emission level.
2. C.F (Correction Factor) = Antenna Factor (dB)+ Cable Loss (dB).
3. Measurement(dBuV/m) = Reading(dBuV) + C.F (Correction Factor).
4.The emission levels of other frequencies are very lower than the limit and not show in test report.

EUT	AX5400 Wi-Fi 6 Router	Date of Test	2020-12-09
Factor	BBHA 9120D	Temp. / Humidity	22.6°C/24%
Polarity	Vertical	Site / Test Engineer	AC1 / Jay
Test Mode	Transmit by 802.11g at Channel 2452MHz	Test Voltage	AC 120V/60Hz

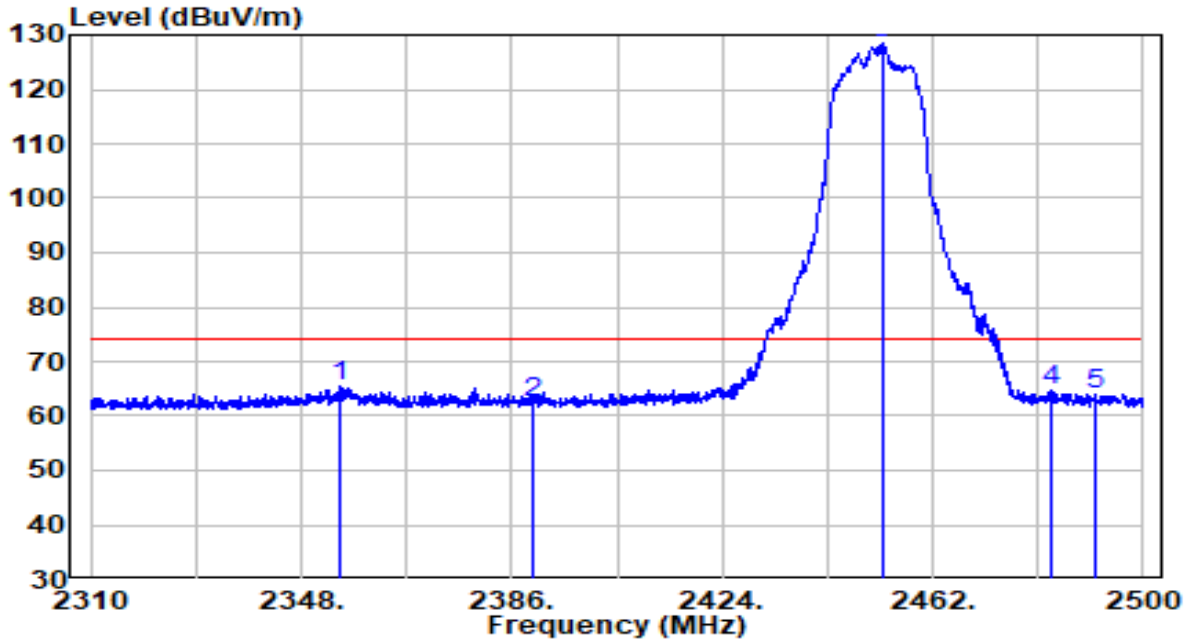

No		Frequency (MHz)	Reading (dBuV)	C.F (dB)	Measurement (dBuV/m)	Margin (dB)	Limit (dBuV/m)	Remark (QP/PK/AV)
1		2355.220	33.45	32.14	65.60	-8.40	74.00	Peak
2		2390.000	30.24	32.30	62.53	-11.47	74.00	Peak
3	*	2453.165	95.80	32.57	128.37	N/A	N/A	Peak
4		2483.500	31.98	32.71	64.69	-9.31	74.00	Peak
5		2491.450	31.36	32.74	64.10	-9.90	74.00	Peak

Note:

1. " *", means this data is the worst emission level.
2. C.F (Correction Factor) = Antenna Factor (dB)+ Cable Loss (dB).
3. Measurement(dBuV/m) = Reading(dBuV) + C.F (Correction Factor).
4.The emission levels of other frequencies are very lower than the limit and not show in test report.

EUT	AX5400 Wi-Fi 6 Router	Date of Test	2020-12-09
Factor	BBHA 9120D	Temp. / Humidity	22.6°C/24%
Polarity	Vertical	Site / Test Engineer	AC1 / Jay
Test Mode	Transmit by 802.11g at Channel 2452MHz	Test Voltage	AC 120V/60Hz

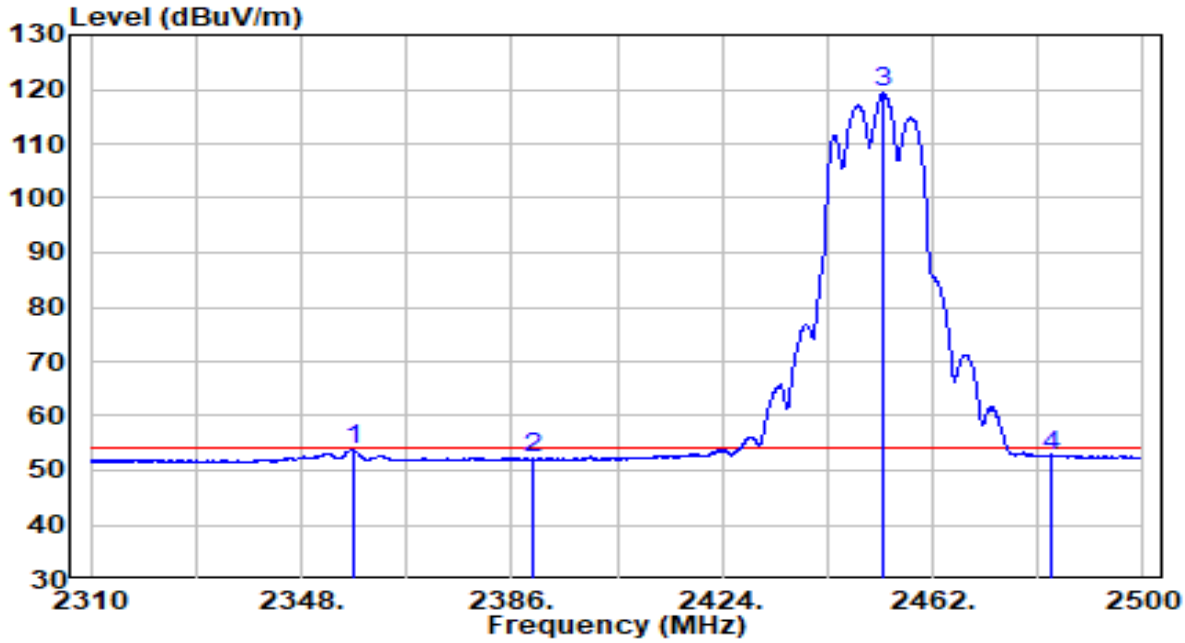

No		Frequency (MHz)	Reading (dBuV)	C.F (dB)	Measurement (dBuV/m)	Margin (dB)	Limit (dBuV/m)	Remark (QP/PK/AV)
1		2357.405	21.62	32.15	53.77	-0.23	54.00	Average
2		2390.000	19.83	32.30	52.13	-1.87	54.00	Average
3	*	2453.165	86.75	32.57	119.32	N/A	N/A	Average
4		2483.500	20.04	32.71	52.75	-1.25	54.00	Average

Note:

1. " *", means this data is the worst emission level.
2. C.F (Correction Factor) = Antenna Factor (dB)+ Cable Loss (dB).
3. Measurement(dBuV/m) = Reading(dBuV) + C.F (Correction Factor).
4.The emission levels of other frequencies are very lower than the limit and not show in test report.

EUT	AX5400 Wi-Fi 6 Router	Date of Test	2020-12-09
Factor	BBHA 9120D	Temp. / Humidity	22.6°C/24%
Polarity	Vertical	Site / Test Engineer	AC1 / Jay
Test Mode	Transmit by 802.11g at Channel 2457MHz	Test Voltage	AC 120V/60Hz

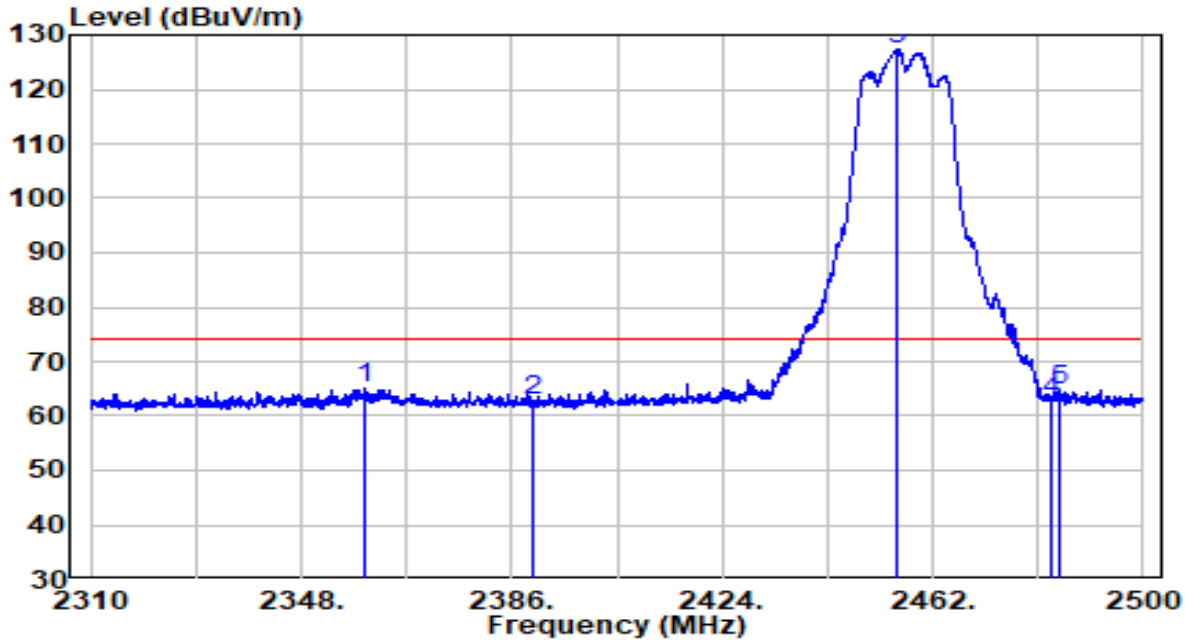

No		Frequency (MHz)	Reading (dBuV)	C.F (dB)	Measurement (dBuV/m)	Margin (dB)	Limit (dBuV/m)	Remark (QP/PK/AV)
1		2359.305	32.95	32.16	65.11	-8.89	74.00	Peak
2		2390.000	30.40	32.30	62.70	-11.30	74.00	Peak
3	*	2455.350	94.90	32.58	127.48	N/A	N/A	Peak
4		2483.500	30.25	32.71	62.96	-11.04	74.00	Peak
5		2484.800	32.18	32.71	64.89	-9.11	74.00	Peak

Note:

1. " *", means this data is the worst emission level.
2. C.F (Correction Factor) = Antenna Factor (dB)+ Cable Loss (dB).
3. Measurement(dBuV/m) = Reading(dBuV) + C.F (Correction Factor).
4.The emission levels of other frequencies are very lower than the limit and not show in test report.

EUT	AX5400 Wi-Fi 6 Router	Date of Test	2020-12-09
Factor	BBHA 9120D	Temp. / Humidity	22.6°C/24%
Polarity	Vertical	Site / Test Engineer	AC1 / Jay
Test Mode	Transmit by 802.11g at Channel 2457MHz	Test Voltage	AC 120V/60Hz

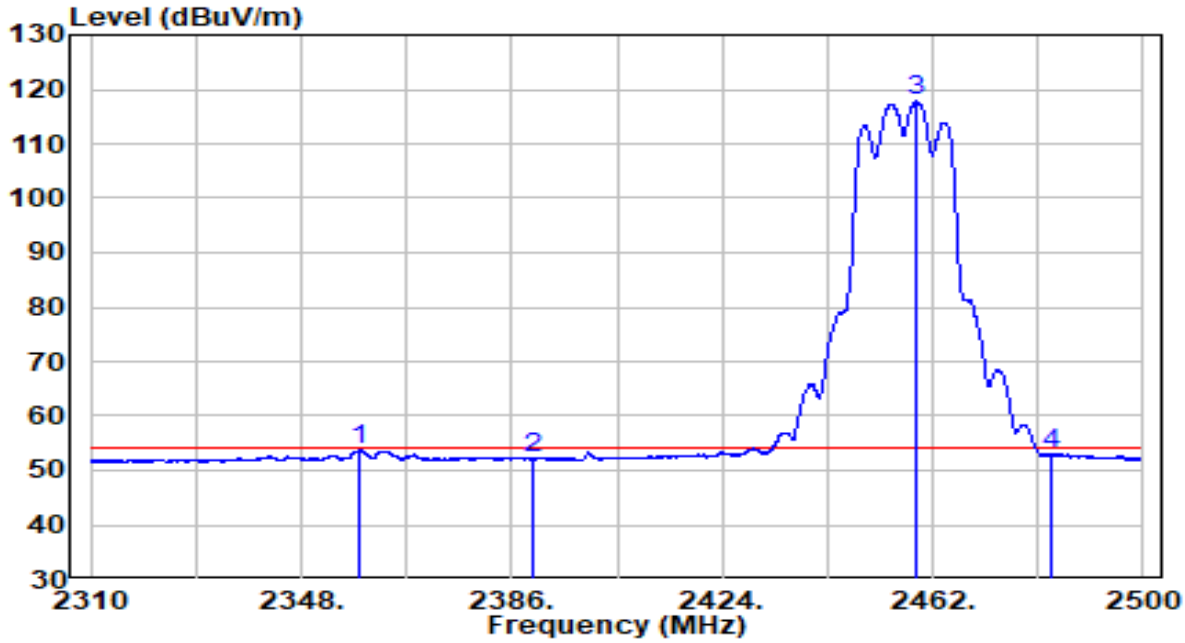

No		Frequency (MHz)	Reading (dBuV)	C.F (dB)	Measurement (dBuV/m)	Margin (dB)	Limit (dBuV/m)	Remark (QP/PK/AV)
1		2358.450	21.55	32.16	53.71	-0.29	54.00	Average
2		2390.000	19.85	32.30	52.15	-1.85	54.00	Average
3	*	2459.055	85.39	32.60	117.99	N/A	N/A	Average
4		2483.500	20.20	32.71	52.91	-1.09	54.00	Average

Note:

1. " *", means this data is the worst emission level.
2. C.F (Correction Factor) = Antenna Factor (dB)+ Cable Loss (dB).
3. Measurement(dBuV/m) = Reading(dBuV) + C.F (Correction Factor).
4.The emission levels of other frequencies are very lower than the limit and not show in test report.

EUT	AX5400 Wi-Fi 6 Router	Date of Test	2020-12-09
Factor	BBHA 9120D	Temp. / Humidity	21.9°C/32%
Polarity	Horizontal	Site / Test Engineer	AC1 / Jay
Test Mode	Transmit by 802.11g at Channel 2462MHz	Test Voltage	AC 120V/60Hz

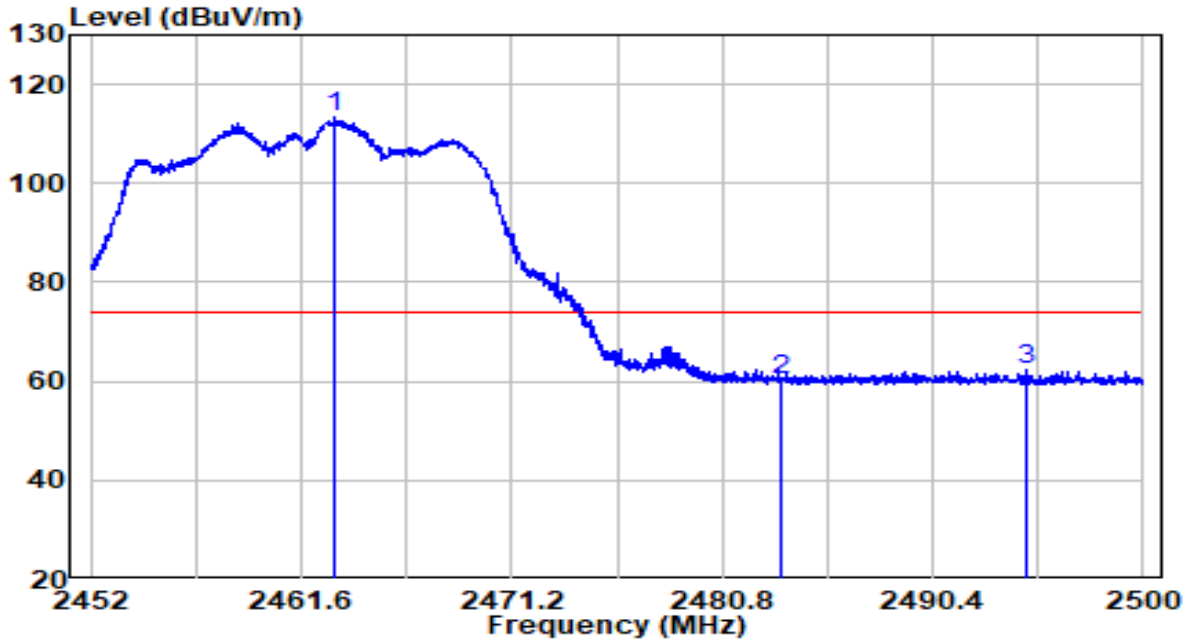

No		Frequency (MHz)	Reading (dBuV)	C.F (dB)	Measurement (dBuV/m)	Margin (dB)	Limit (dBuV/m)	Remark (QP/PK/AV)
1	*	2463.136	80.58	32.62	113.19	N/A	N/A	Peak
2		2483.500	27.53	32.71	60.24	-13.76	74.00	Peak
3		2494.624	29.51	32.76	62.26	-11.74	74.00	Peak

Note:

1. " *", means this data is the worst emission level.
2. C.F (Correction Factor) = Antenna Factor (dB)+ Cable Loss (dB).
3. Measurement(dBuV/m) = Reading(dBuV) + C.F (Correction Factor).
4.The emission levels of other frequencies are very lower than the limit and not show in test report.

EUT	AX5400 Wi-Fi 6 Router	Date of Test	2020-12-09
Factor	BBHA 9120D	Temp. / Humidity	21.9°C/32%
Polarity	Horizontal	Site / Test Engineer	AC1 / Jay
Test Mode	Transmit by 802.11g at Channel 2462MHz	Test Voltage	AC 120V/60Hz

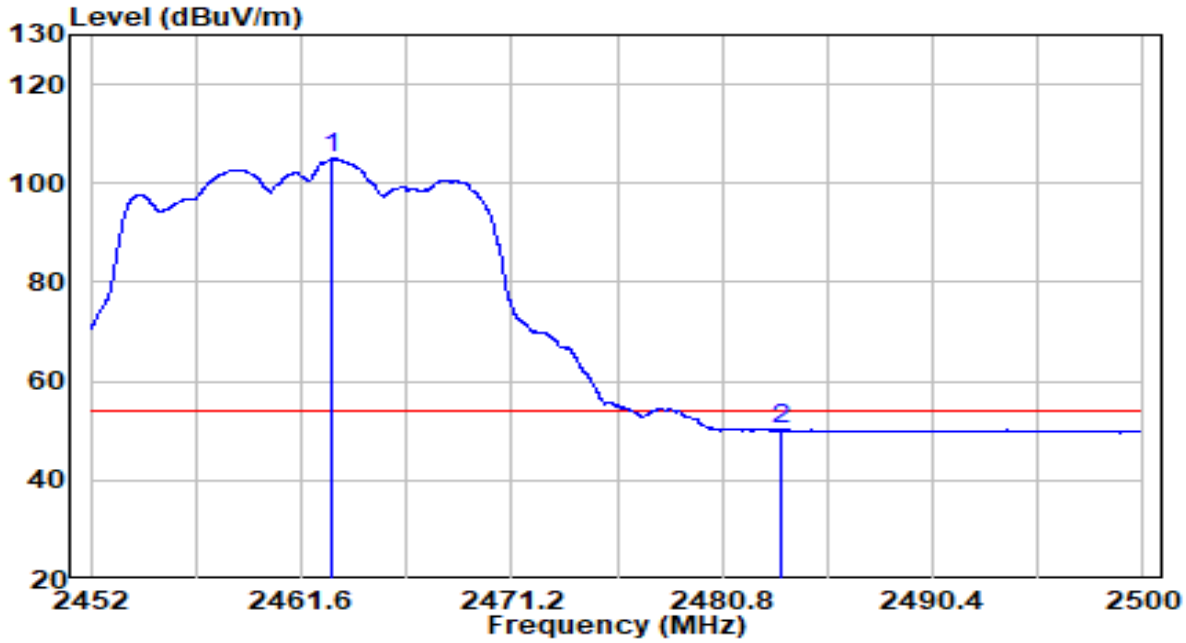

No		Frequency (MHz)	Reading (dBuV)	C.F (dB)	Measurement (dBuV/m)	Margin (dB)	Limit (dBuV/m)	Remark (QP/PK/AV)
1	*	2463.040	72.32	32.62	104.94	N/A	N/A	Average
2		2483.500	17.40	32.71	50.11	-3.89	54.00	Average

Note:

1. " *", means this data is the worst emission level.
2. C.F (Correction Factor) = Antenna Factor (dB)+ Cable Loss (dB).
3. Measurement(dBuV/m) = Reading(dBuV) + C.F (Correction Factor).
4.The emission levels of other frequencies are very lower than the limit and not show in test report.

EUT	AX5400 Wi-Fi 6 Router	Date of Test	2020-12-09
Factor	BBHA 9120D	Temp. / Humidity	21.9°C/32%
Polarity	Vertical	Site / Test Engineer	AC1 / Jay
Test Mode	Transmit by 802.11g at Channel 2462MHz	Test Voltage	AC 120V/60Hz

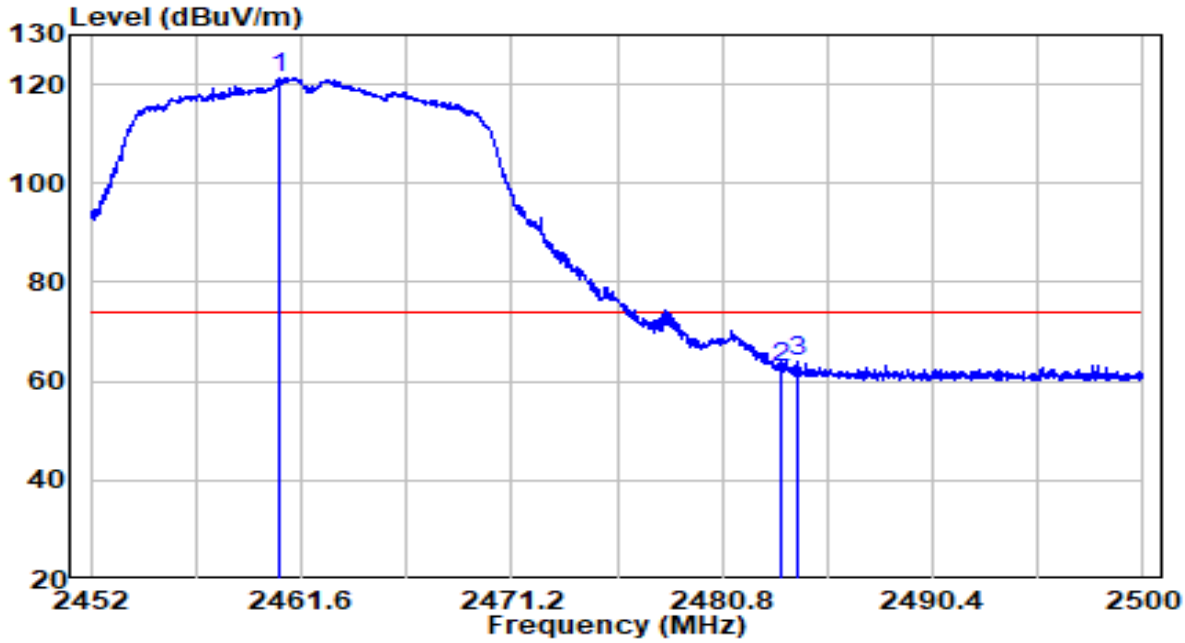

No		Frequency (MHz)	Reading (dBuV)	C.F (dB)	Measurement (dBuV/m)	Margin (dB)	Limit (dBuV/m)	Remark (QP/PK/AV)
1	*	2460.616	88.77	32.61	121.38	N/A	N/A	Peak
2		2483.500	30.15	32.71	62.86	-11.14	74.00	Peak
3		2484.208	31.24	32.71	63.95	-10.05	74.00	Peak

Note:

1. " *", means this data is the worst emission level.
2. C.F (Correction Factor) = Antenna Factor (dB)+ Cable Loss (dB).
3. Measurement(dBuV/m) = Reading(dBuV) + C.F (Correction Factor).
4.The emission levels of other frequencies are very lower than the limit and not show in test report.

EUT	AX5400 Wi-Fi 6 Router	Date of Test	2020-12-09
Factor	BBHA 9120D	Temp. / Humidity	21.9°C/32%
Polarity	Vertical	Site / Test Engineer	AC1 / Jay
Test Mode	Transmit by 802.11g at Channel 2462MHz	Test Voltage	AC 120V/60Hz

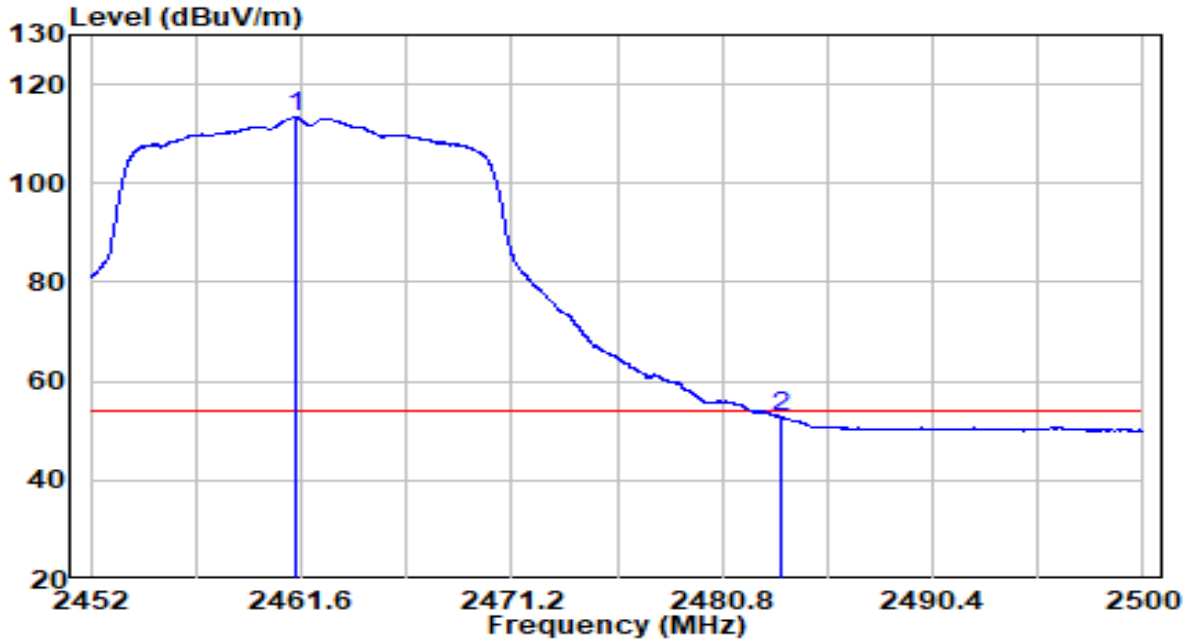

No		Frequency (MHz)	Reading (dBuV)	C.F (dB)	Measurement (dBuV/m)	Margin (dB)	Limit (dBuV/m)	Remark (QP/PK/AV)
1	*	2461.312	80.84	32.61	113.45	N/A	N/A	Average
2		2483.500	20.20	32.71	52.91	-1.09	54.00	Average

Note:

1. " *", means this data is the worst emission level.
2. C.F (Correction Factor) = Antenna Factor (dB)+ Cable Loss (dB).
3. Measurement(dBuV/m) = Reading(dBuV) + C.F (Correction Factor).
4.The emission levels of other frequencies are very lower than the limit and not show in test report.

EUT	AX5400 Wi-Fi 6 Router	Date of Test	2020-12-09
Factor	BBHA 9120D	Temp. / Humidity	21.9°C/32%
Polarity	Horizontal	Site / Test Engineer	AC1 / Jay
Test Mode	Transmit by 802.11n-HT20 at Channel 2412MHz	Test Voltage	AC 120V/60Hz

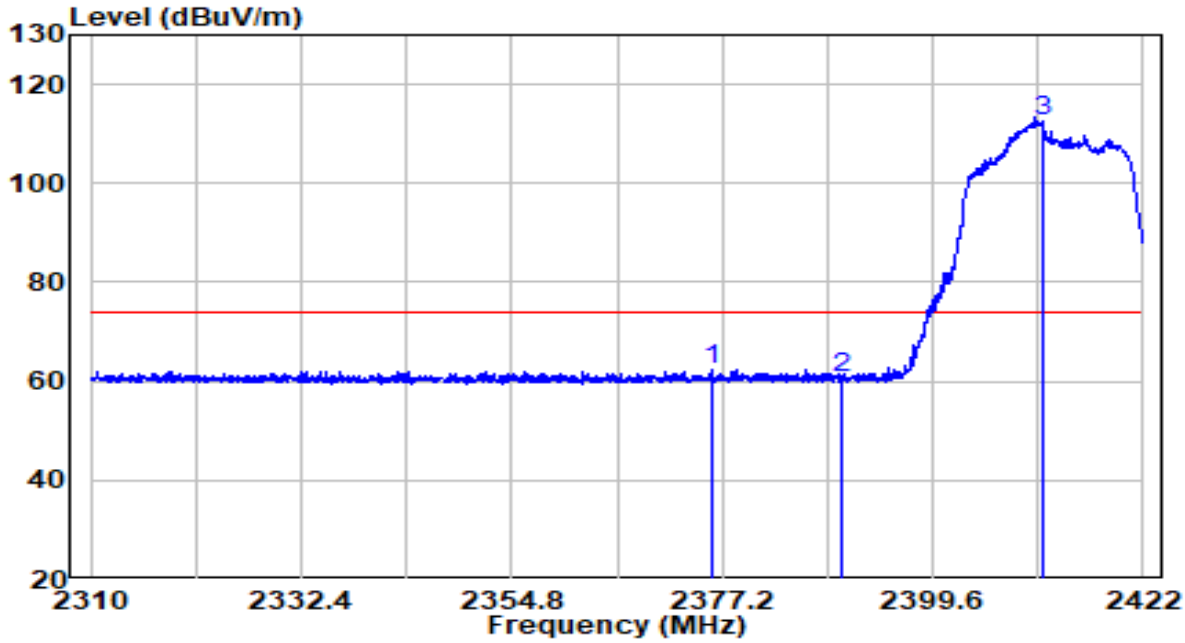

No		Frequency (MHz)	Reading (dBuV)	C.F (dB)	Measurement (dBuV/m)	Margin (dB)	Limit (dBuV/m)	Remark (QP/PK/AV)
1		2376.080	30.26	32.23	62.50	-11.50	74.00	Peak
2		2390.000	28.51	32.30	60.81	-13.19	74.00	Peak
3	*	2411.304	79.98	32.39	112.37	N/A	N/A	Peak

Note:

1. " *", means this data is the worst emission level.
2. C.F (Correction Factor) = Antenna Factor (dB)+ Cable Loss (dB).
3. Measurement(dBuV/m) = Reading(dBuV) + C.F (Correction Factor).
4.The emission levels of other frequencies are very lower than the limit and not show in test report.

EUT	AX5400 Wi-Fi 6 Router	Date of Test	2020-12-09
Factor	BBHA 9120D	Temp. / Humidity	21.9°C/32%
Polarity	Horizontal	Site / Test Engineer	AC1 / Jay
Test Mode	Transmit by 802.11n-HT20 at Channel 2412MHz	Test Voltage	AC 120V/60Hz

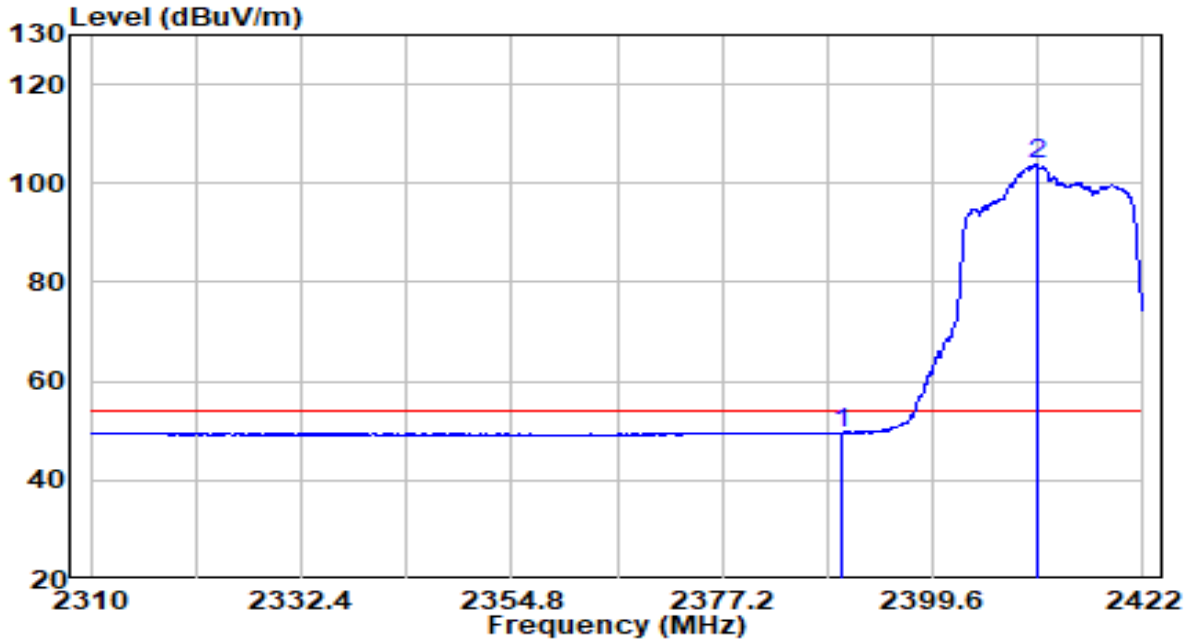

No		Frequency (MHz)	Reading (dBuV)	C.F (dB)	Measurement (dBuV/m)	Margin (dB)	Limit (dBuV/m)	Remark (QP/PK/AV)
1		2390.000	17.29	32.30	49.59	-4.41	54.00	Average
2	*	2410.632	71.53	32.39	103.91	N/A	N/A	Average

Note:

1. " *", means this data is the worst emission level.
2. C.F (Correction Factor) = Antenna Factor (dB)+ Cable Loss (dB).
3. Measurement(dBuV/m) = Reading(dBuV) + C.F (Correction Factor).
4.The emission levels of other frequencies are very lower than the limit and not show in test report.

EUT	AX5400 Wi-Fi 6 Router	Date of Test	2020-12-09
Factor	BBHA 9120D	Temp. / Humidity	21.9°C/32%
Polarity	Vertical	Site / Test Engineer	AC1 / Jay
Test Mode	Transmit by 802.11n-HT20 at Channel 2412MHz	Test Voltage	AC 120V/60Hz

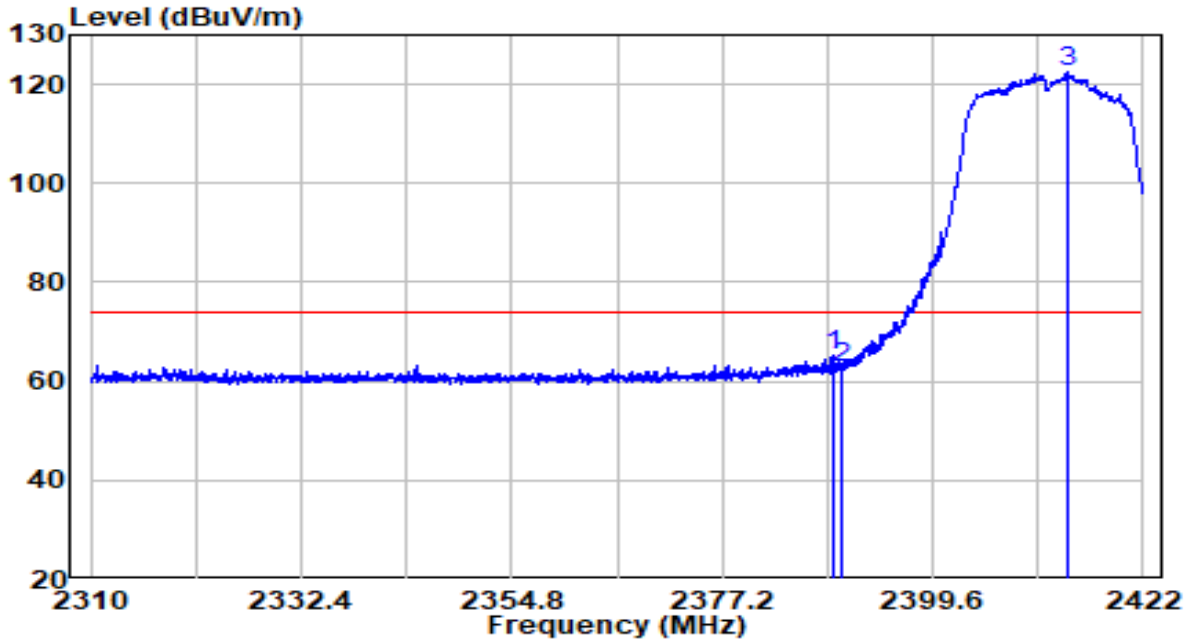

No		Frequency (MHz)	Reading (dBuV)	C.F (dB)	Measurement (dBuV/m)	Margin (dB)	Limit (dBuV/m)	Remark (QP/PK/AV)
1		2388.960	32.85	32.29	65.14	-8.86	74.00	Peak
2		2390.000	30.38	32.30	62.68	-11.32	74.00	Peak
3	*	2413.880	90.05	32.40	122.45	N/A	N/A	Peak

Note:

1. " *", means this data is the worst emission level.
2. C.F (Correction Factor) = Antenna Factor (dB)+ Cable Loss (dB).
3. Measurement(dBuV/m) = Reading(dBuV) + C.F (Correction Factor).
4.The emission levels of other frequencies are very lower than the limit and not show in test report.

EUT	AX5400 Wi-Fi 6 Router	Date of Test	2020-12-09
Factor	BBHA 9120D	Temp. / Humidity	21.9°C/32%
Polarity	Vertical	Site / Test Engineer	AC1 / Jay
Test Mode	Transmit by 802.11n-HT20 at Channel 2412MHz	Test Voltage	AC 120V/60Hz

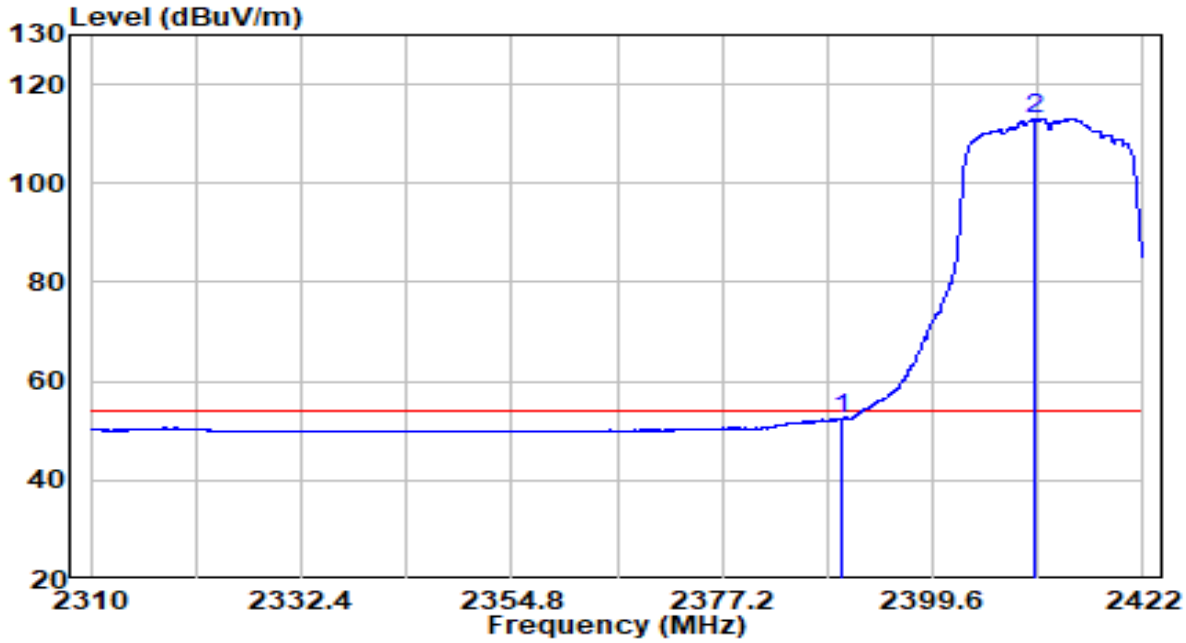

No		Frequency (MHz)	Reading (dBuV)	C.F (dB)	Measurement (dBuV/m)	Margin (dB)	Limit (dBuV/m)	Remark (QP/PK/AV)
1		2390.000	20.25	32.30	52.55	-1.45	54.00	Average
2	*	2410.576	80.76	32.39	113.15	N/A	N/A	Average

Note:

1. " *", means this data is the worst emission level.
2. C.F (Correction Factor) = Antenna Factor (dB)+ Cable Loss (dB).
3. Measurement(dBuV/m) = Reading(dBuV) + C.F (Correction Factor).
4.The emission levels of other frequencies are very lower than the limit and not show in test report.

EUT	AX5400 Wi-Fi 6 Router	Date of Test	2020-12-09
Factor	BBHA 9120D	Temp. / Humidity	22.6°C/24%
Polarity	Vertical	Site / Test Engineer	AC1 / Jay
Test Mode	Transmit by 802.11n-HT20 at Channel 2417MHz	Test Voltage	AC 120V/60Hz

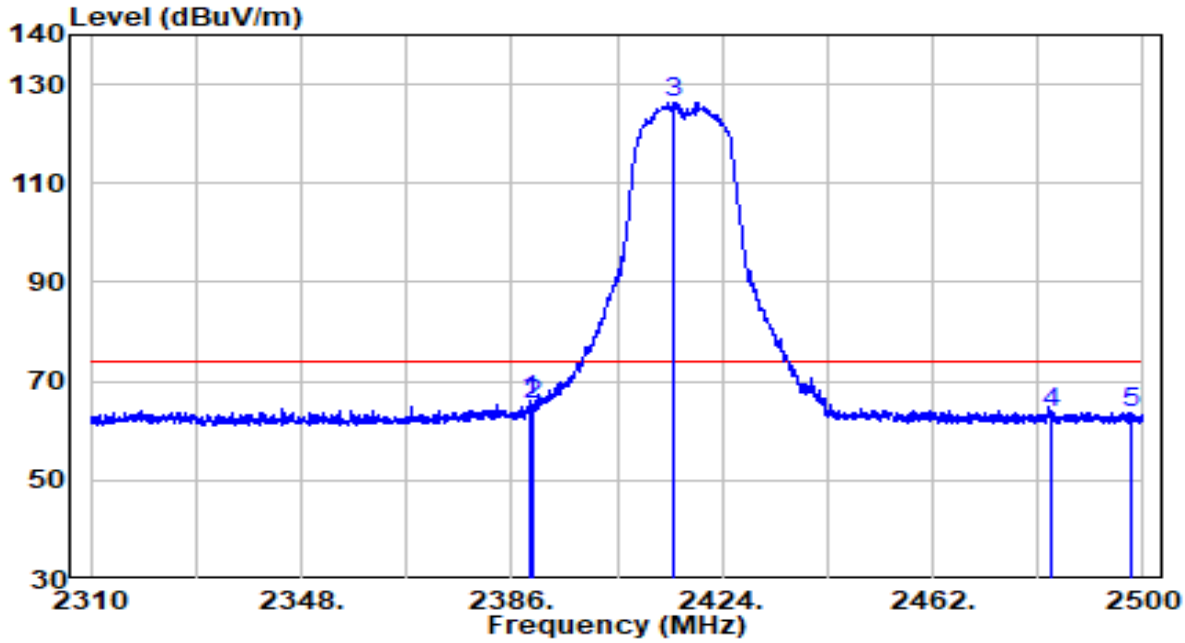

No		Frequency (MHz)	Reading (dBuV)	C.F (dB)	Measurement (dBuV/m)	Margin (dB)	Limit (dBuV/m)	Remark (QP/PK/AV)
1		2389.325	33.81	32.29	66.10	-7.90	74.00	Peak
2		2390.000	33.09	32.30	65.39	-8.61	74.00	Peak
3	*	2415.165	94.03	32.41	126.43	N/A	N/A	Peak
4		2483.500	30.78	32.71	63.48	-10.52	74.00	Peak
5		2497.625	31.06	32.77	63.83	-10.17	74.00	Peak

Note:

1. " *", means this data is the worst emission level.
2. C.F (Correction Factor) = Antenna Factor (dB)+ Cable Loss (dB).
3. Measurement(dBuV/m) = Reading(dBuV) + C.F (Correction Factor).
4.The emission levels of other frequencies are very lower than the limit and not show in test report.

EUT	AX5400 Wi-Fi 6 Router	Date of Test	2020-12-09
Factor	BBHA 9120D	Temp. / Humidity	22.6°C/24%
Polarity	Vertical	Site / Test Engineer	AC1 / Jay
Test Mode	Transmit by 802.11n-HT20 at Channel 2417MHz	Test Voltage	AC 120V/60Hz

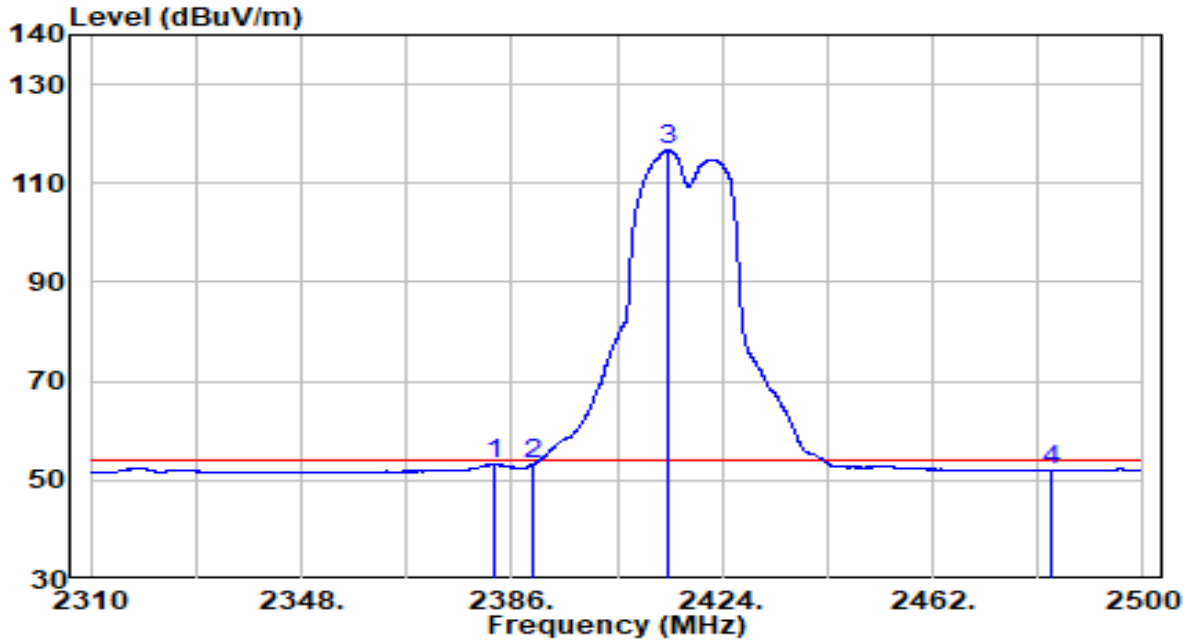

No		Frequency (MHz)	Reading (dBuV)	C.F (dB)	Measurement (dBuV/m)	Margin (dB)	Limit (dBuV/m)	Remark (QP/PK/AV)
1		2382.675	20.98	32.26	53.25	-0.75	54.00	Average
2		2390.000	20.87	32.30	53.16	-0.84	54.00	Average
3	*	2414.310	84.31	32.40	116.72	N/A	N/A	Average
4		2483.500	19.33	32.71	52.04	-1.96	54.00	Average

Note:

1. " *", means this data is the worst emission level.
2. C.F (Correction Factor) = Antenna Factor (dB)+ Cable Loss (dB).
3. Measurement(dBuV/m) = Reading(dBuV) + C.F (Correction Factor).
4.The emission levels of other frequencies are very lower than the limit and not show in test report.

EUT	AX5400 Wi-Fi 6 Router	Date of Test	2020-12-09
Factor	BBHA 9120D	Temp. / Humidity	22.6°C/24%
Polarity	Vertical	Site / Test Engineer	AC1 / Jay
Test Mode	Transmit by 802.11n-HT20 at Channel 2422MHz	Test Voltage	AC 120V/60Hz

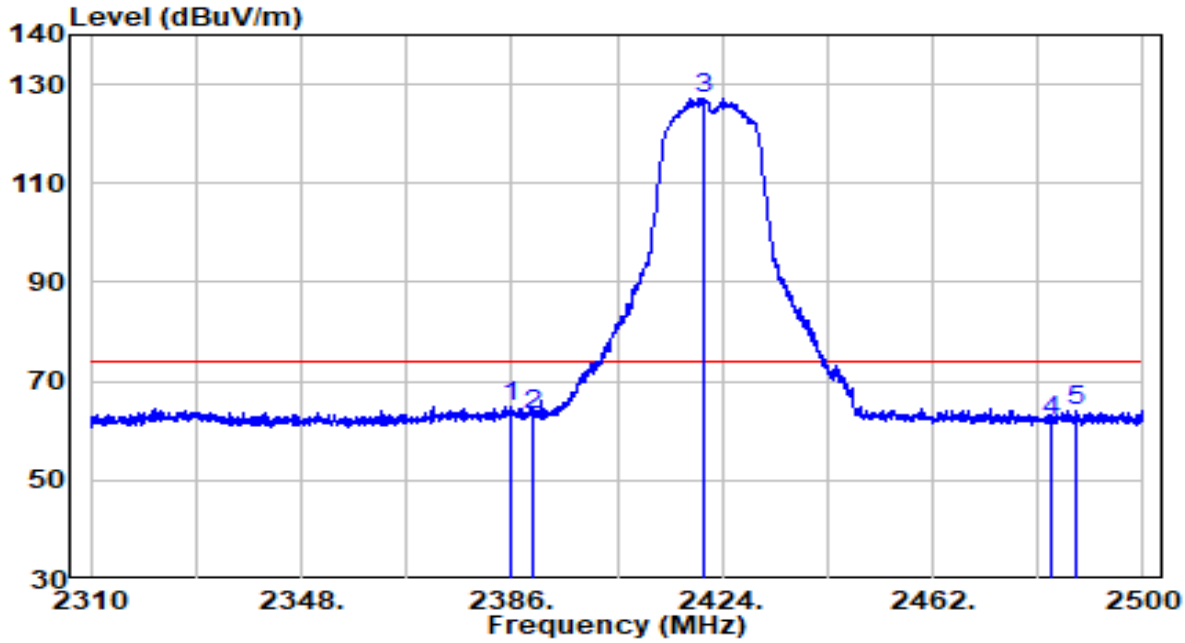

No		Frequency (MHz)	Reading (dBuV)	C.F (dB)	Measurement (dBuV/m)	Margin (dB)	Limit (dBuV/m)	Remark (QP/PK/AV)
1		2385.905	32.76	32.28	65.04	-8.96	74.00	Peak
2		2390.000	30.91	32.30	63.21	-10.79	74.00	Peak
3	*	2420.580	94.84	32.43	127.27	N/A	N/A	Peak
4		2483.500	29.30	32.71	62.00	-12.00	74.00	Peak
5		2487.840	31.31	32.73	64.04	-9.96	74.00	Peak

Note:

1. " *", means this data is the worst emission level.
2. C.F (Correction Factor) = Antenna Factor (dB)+ Cable Loss (dB).
3. Measurement(dBuV/m) = Reading(dBuV) + C.F (Correction Factor).
4.The emission levels of other frequencies are very lower than the limit and not show in test report.

EUT	AX5400 Wi-Fi 6 Router	Date of Test	2020-12-09
Factor	BBHA 9120D	Temp. / Humidity	22.6°C/24%
Polarity	Vertical	Site / Test Engineer	AC1 / Jay
Test Mode	Transmit by 802.11n-HT20 at Channel 2422MHz	Test Voltage	AC 120V/60Hz

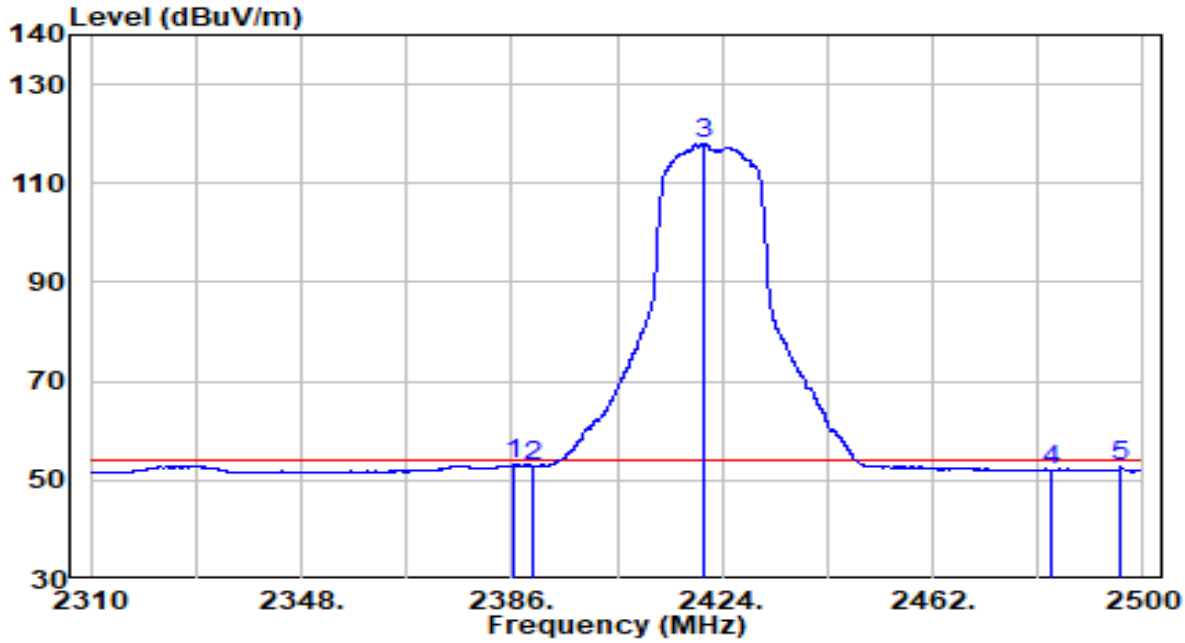

No		Frequency (MHz)	Reading (dBuV)	C.F (dB)	Measurement (dBuV/m)	Margin (dB)	Limit (dBuV/m)	Remark (QP/PK/AV)
1		2386.190	20.86	32.28	53.14	-0.86	54.00	Average
2		2390.000	20.61	32.30	52.91	-1.09	54.00	Average
3	*	2420.580	85.67	32.43	118.10	N/A	N/A	Average
4		2483.500	19.31	32.71	52.02	-1.98	54.00	Average
5		2496.010	19.86	32.76	52.63	-1.37	54.00	Average

Note:

1. " *", means this data is the worst emission level.
2. C.F (Correction Factor) = Antenna Factor (dB)+ Cable Loss (dB).
3. Measurement(dBuV/m) = Reading(dBuV) + C.F (Correction Factor).
4.The emission levels of other frequencies are very lower than the limit and not show in test report.

EUT	AX5400 Wi-Fi 6 Router	Date of Test	2020-12-09
Factor	BBHA 9120D	Temp. / Humidity	21.9°C/32%
Polarity	Horizontal	Site / Test Engineer	AC1 / Jay
Test Mode	Transmit by 802.11n-HT20 at Channel 2437MHz	Test Voltage	AC 120V/60Hz

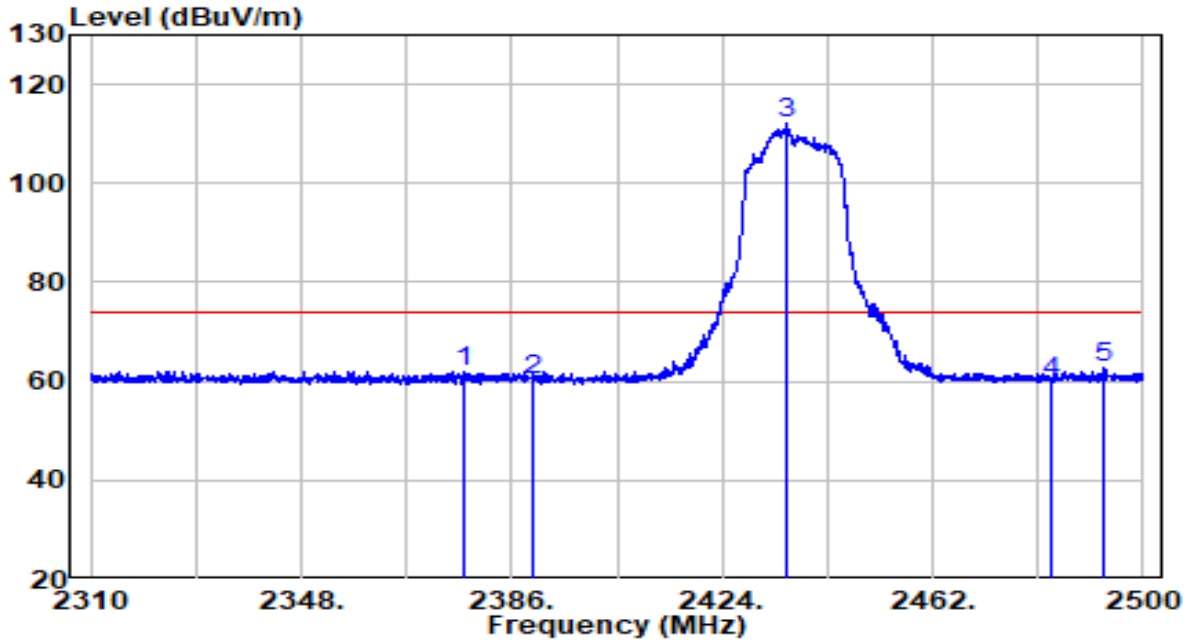

No		Frequency (MHz)	Reading (dBuV)	C.F (dB)	Measurement (dBuV/m)	Margin (dB)	Limit (dBuV/m)	Remark (QP/PK/AV)
1		2377.260	29.87	32.24	62.11	-11.89	74.00	Peak
2		2390.000	28.02	32.30	60.32	-13.68	74.00	Peak
3	*	2435.590	79.75	32.50	112.24	N/A	N/A	Peak
4		2483.500	27.07	32.71	59.78	-14.22	74.00	Peak
5		2493.065	29.90	32.75	62.65	-11.35	74.00	Peak

Note:

1. " *", means this data is the worst emission level.
2. C.F (Correction Factor) = Antenna Factor (dB)+ Cable Loss (dB).
3. Measurement(dBuV/m) = Reading(dBuV) + C.F (Correction Factor).
4.The emission levels of other frequencies are very lower than the limit and not show in test report.

EUT	AX5400 Wi-Fi 6 Router	Date of Test	2020-12-09
Factor	BBHA 9120D	Temp. / Humidity	21.9°C/32%
Polarity	Horizontal	Site / Test Engineer	AC1 / Jay
Test Mode	Transmit by 802.11n-HT20 at Channel 2437MHz	Test Voltage	AC 120V/60Hz

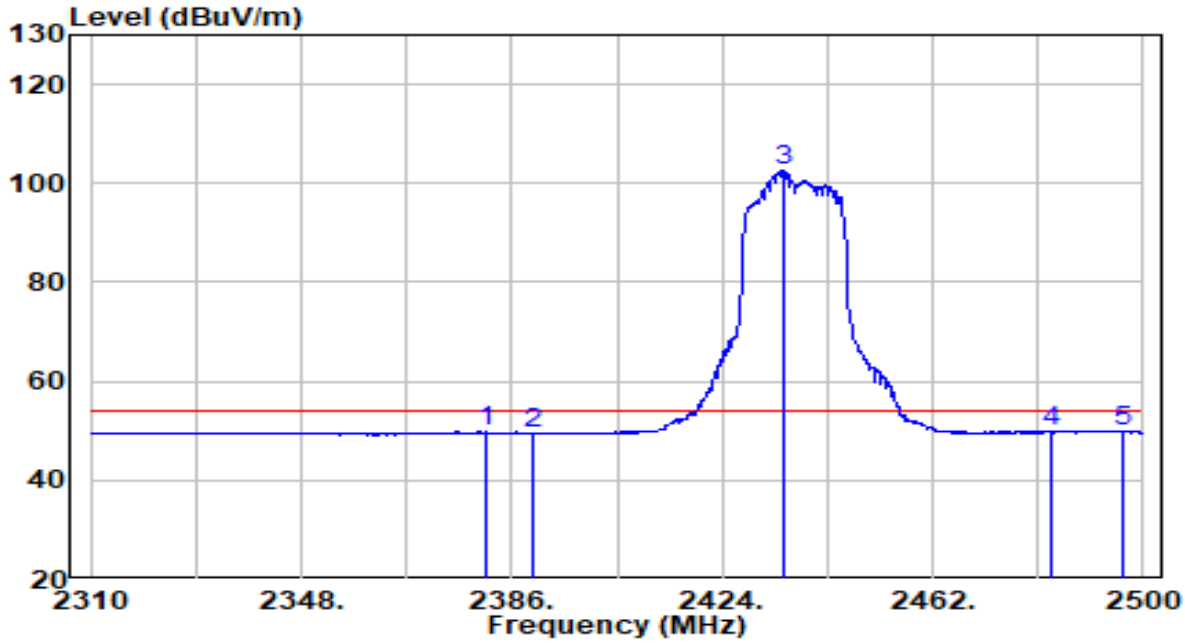

No		Frequency (MHz)	Reading (dBuV)	C.F (dB)	Measurement (dBuV/m)	Margin (dB)	Limit (dBuV/m)	Remark (QP/PK/AV)
1		2381.155	17.48	32.26	49.74	-4.26	54.00	Average
2		2390.000	17.20	32.30	49.50	-4.50	54.00	Average
3	*	2434.925	70.15	32.49	102.65	N/A	N/A	Average
4		2483.500	17.03	32.71	49.74	-4.26	54.00	Average
5		2496.200	17.14	32.76	49.90	-4.10	54.00	Average

Note:

1. " *", means this data is the worst emission level.
2. C.F (Correction Factor) = Antenna Factor (dB)+ Cable Loss (dB).
3. Measurement(dBuV/m) = Reading(dBuV) + C.F (Correction Factor).
4.The emission levels of other frequencies are very lower than the limit and not show in test report.

EUT	AX5400 Wi-Fi 6 Router	Date of Test	2020-12-09
Factor	BBHA 9120D	Temp. / Humidity	21.9°C/32%
Polarity	Vertical	Site / Test Engineer	AC1 / Jay
Test Mode	Transmit by 802.11n-HT20 at Channel 2437MHz	Test Voltage	AC 120V/60Hz

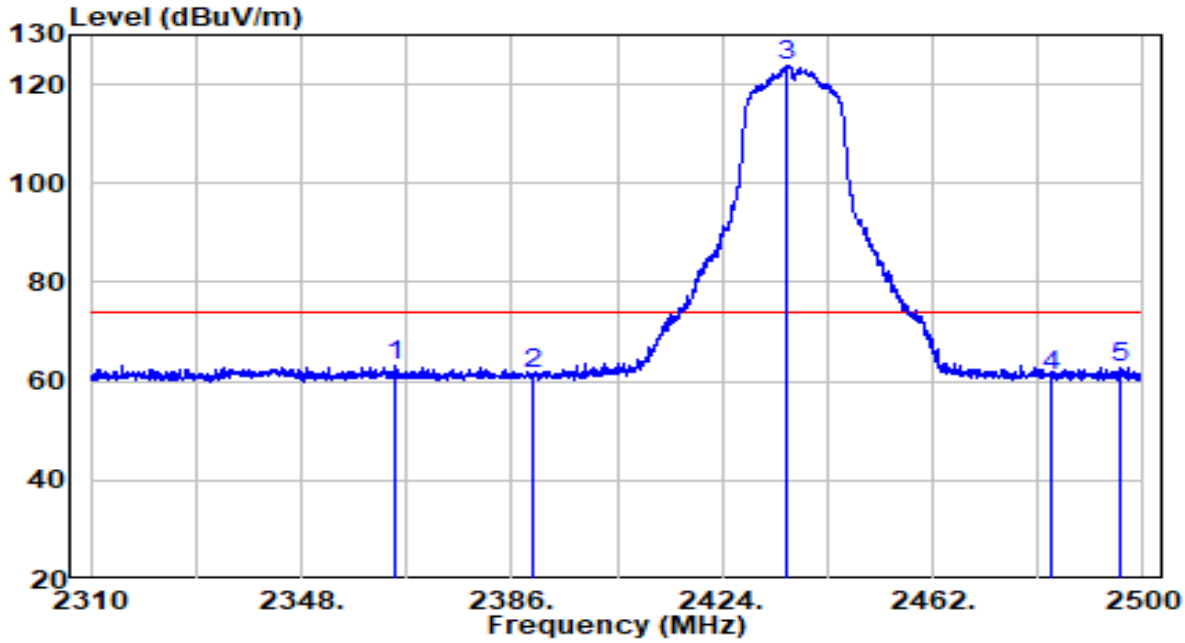

No		Frequency (MHz)	Reading (dBuV)	C.F (dB)	Measurement (dBuV/m)	Margin (dB)	Limit (dBuV/m)	Remark (QP/PK/AV)
1		2364.720	30.81	32.18	62.99	-11.01	74.00	Peak
2		2390.000	29.13	32.30	61.43	-12.57	74.00	Peak
3	*	2435.780	91.29	32.50	123.79	N/A	N/A	Peak
4		2483.500	28.27	32.71	60.98	-13.02	74.00	Peak
5		2495.725	30.05	32.76	62.81	-11.19	74.00	Peak

Note:

1. " *", means this data is the worst emission level.
2. C.F (Correction Factor) = Antenna Factor (dB)+ Cable Loss (dB).
3. Measurement(dBuV/m) = Reading(dBuV) + C.F (Correction Factor).
4.The emission levels of other frequencies are very lower than the limit and not show in test report.

EUT	AX5400 Wi-Fi 6 Router	Date of Test	2020-12-09
Factor	BBHA 9120D	Temp. / Humidity	21.9°C/32%
Polarity	Vertical	Site / Test Engineer	AC1 / Jay
Test Mode	Transmit by 802.11n-HT20 at Channel 2437MHz	Test Voltage	AC 120V/60Hz

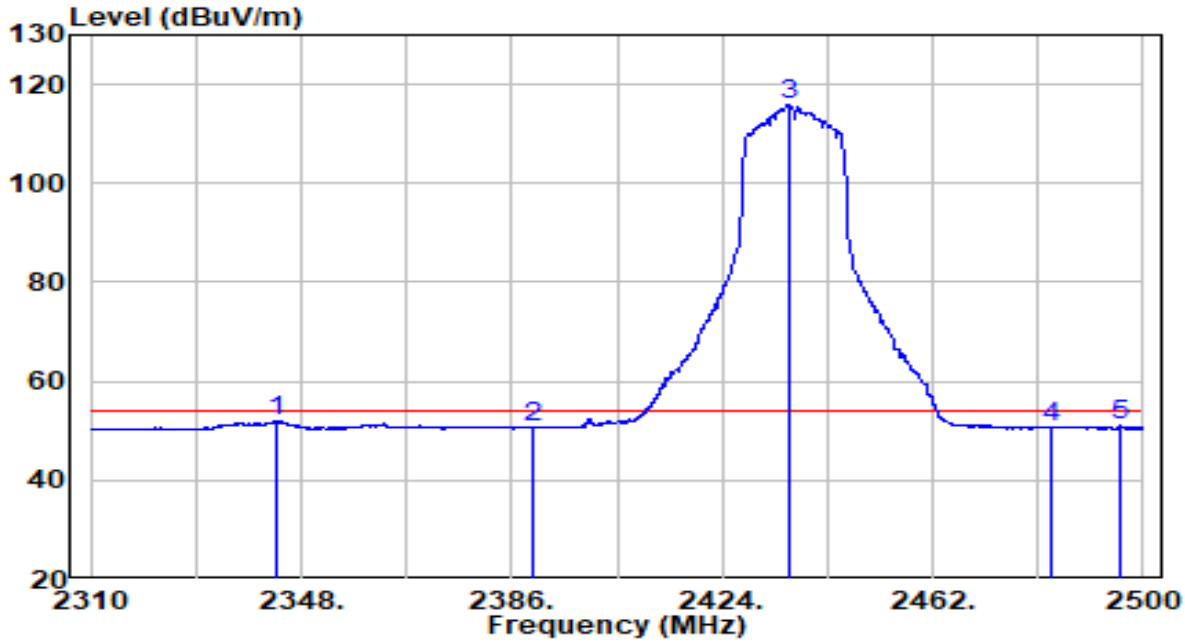

No		Frequency (MHz)	Reading (dBuV)	C.F (dB)	Measurement (dBuV/m)	Margin (dB)	Limit (dBuV/m)	Remark (QP/PK/AV)
1		2343.725	19.82	32.09	51.91	-2.09	54.00	Average
2		2390.000	18.35	32.30	50.65	-3.35	54.00	Average
3	*	2435.970	83.35	32.50	115.85	N/A	N/A	Average
4		2483.500	18.08	32.71	50.79	-3.21	54.00	Average
5		2495.820	18.24	32.76	51.00	-3.00	54.00	Average

Note:

1. " *", means this data is the worst emission level.
2. C.F (Correction Factor) = Antenna Factor (dB)+ Cable Loss (dB).
3. Measurement(dBuV/m) = Reading(dBuV) + C.F (Correction Factor).
4.The emission levels of other frequencies are very lower than the limit and not show in test report.

EUT	AX5400 Wi-Fi 6 Router	Date of Test	2020-12-09
Factor	BBHA 9120D	Temp. / Humidity	22.6°C/24%
Polarity	Vertical	Site / Test Engineer	AC1 / Jay
Test Mode	Transmit by 802.11n-HT20 at Channel 2442MHz	Test Voltage	AC 120V/60Hz

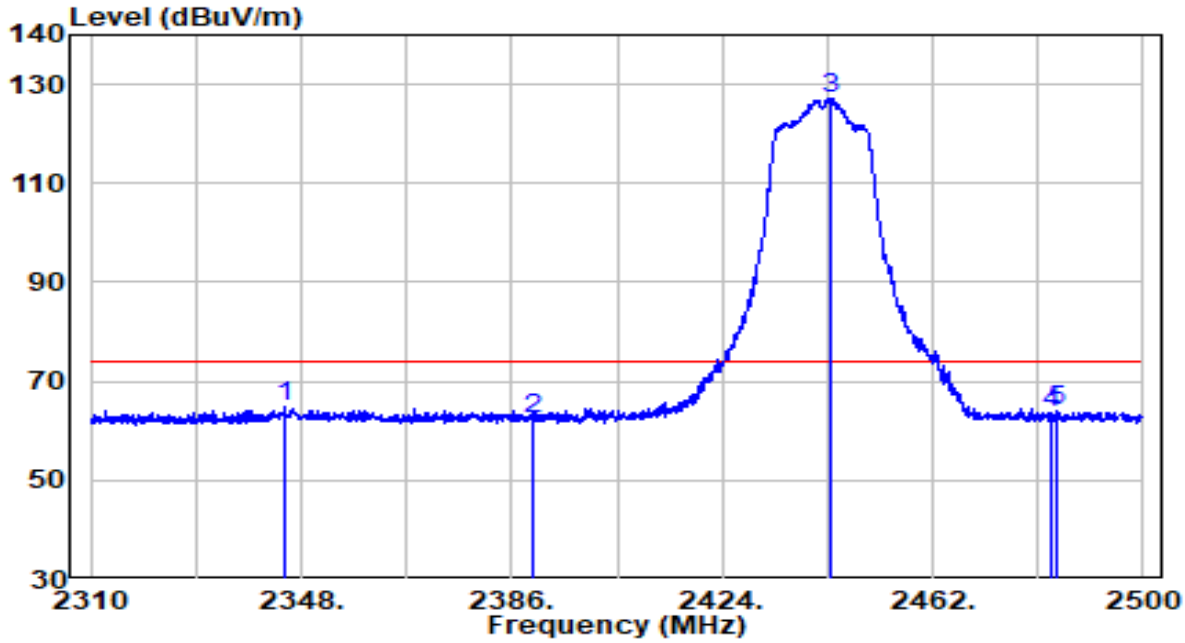

No		Frequency (MHz)	Reading (dBuV)	C.F (dB)	Measurement (dBuV/m)	Margin (dB)	Limit (dBuV/m)	Remark (QP/PK/AV)
1		2345.055	32.59	32.10	64.69	-9.31	74.00	Peak
2		2390.000	30.26	32.30	62.55	-11.45	74.00	Peak
3	*	2443.475	94.78	32.53	127.31	N/A	N/A	Peak
4		2483.500	30.97	32.71	63.68	-10.32	74.00	Peak
5		2484.230	31.48	32.71	64.19	-9.81	74.00	Peak

Note:

1. " *", means this data is the worst emission level.
2. C.F (Correction Factor) = Antenna Factor (dB)+ Cable Loss (dB).
3. Measurement(dBuV/m) = Reading(dBuV) + C.F (Correction Factor).
4.The emission levels of other frequencies are very lower than the limit and not show in test report.

EUT	AX5400 Wi-Fi 6 Router	Date of Test	2020-12-09
Factor	BBHA 9120D	Temp. / Humidity	22.6°C/24%
Polarity	Vertical	Site / Test Engineer	AC1 / Jay
Test Mode	Transmit by 802.11n-HT20 at Channel 2442MHz	Test Voltage	AC 120V/60Hz

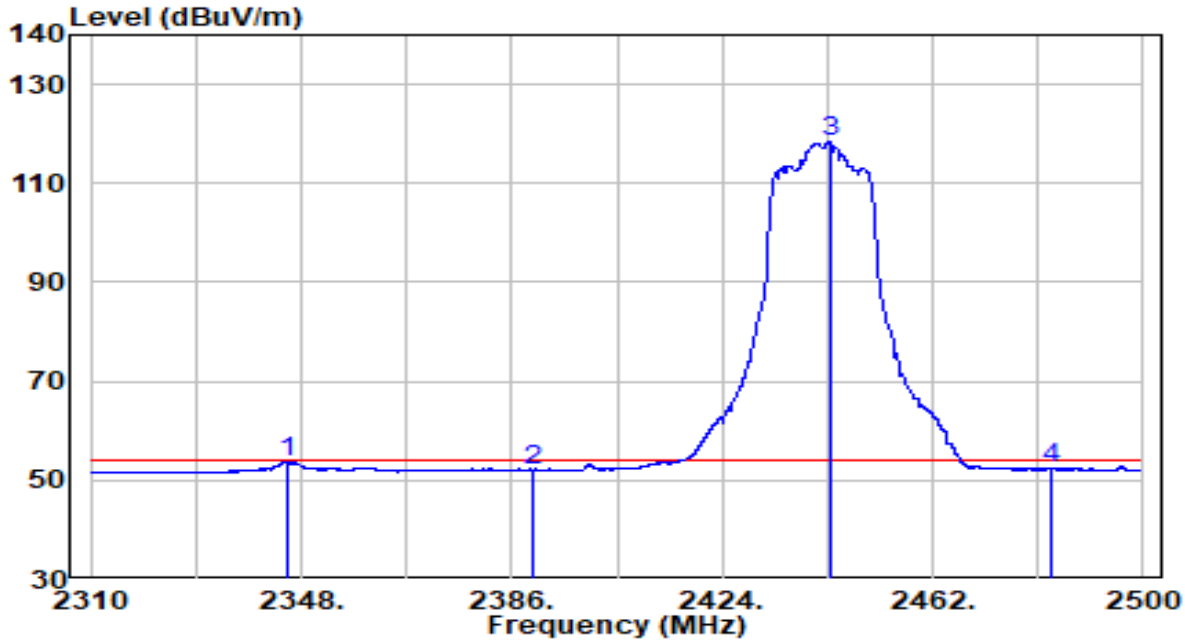

No		Frequency (MHz)	Reading (dBuV)	C.F (dB)	Measurement (dBuV/m)	Margin (dB)	Limit (dBuV/m)	Remark (QP/PK/AV)
1		2345.435	21.54	32.10	53.64	-0.36	54.00	Average
2		2390.000	19.91	32.30	52.20	-1.80	54.00	Average
3	*	2443.380	85.85	32.53	118.38	N/A	N/A	Average
4		2483.500	19.52	32.71	52.23	-1.77	54.00	Average

Note:

1. " *", means this data is the worst emission level.
2. C.F (Correction Factor) = Antenna Factor (dB)+ Cable Loss (dB).
3. Measurement(dBuV/m) = Reading(dBuV) + C.F (Correction Factor).
4.The emission levels of other frequencies are very lower than the limit and not show in test report.

EUT	AX5400 Wi-Fi 6 Router	Date of Test	2020-12-09
Factor	BBHA 9120D	Temp. / Humidity	22.6°C/24%
Polarity	Vertical	Site / Test Engineer	AC1 / Jay
Test Mode	Transmit by 802.11n-HT20 at Channel 2447MHz	Test Voltage	AC 120V/60Hz

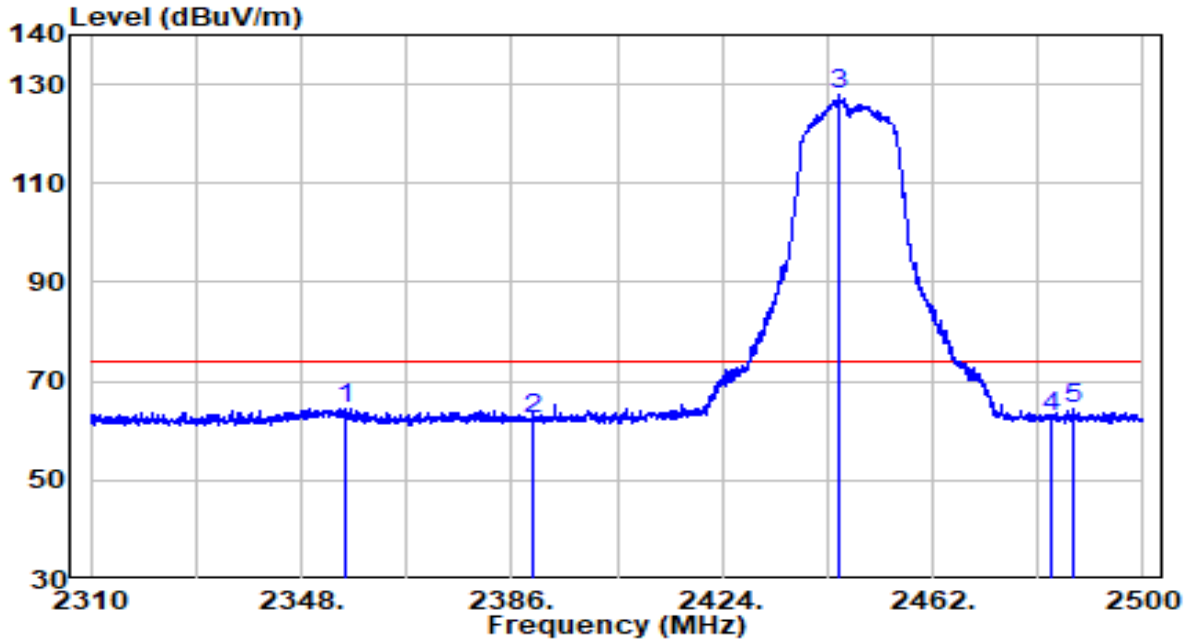

No		Frequency (MHz)	Reading (dBuV)	C.F (dB)	Measurement (dBuV/m)	Margin (dB)	Limit (dBuV/m)	Remark (QP/PK/AV)
1		2355.885	32.49	32.15	64.64	-9.36	74.00	Peak
2		2390.000	30.13	32.30	62.43	-11.57	74.00	Peak
3	*	2445.280	95.24	32.54	127.78	N/A	N/A	Peak
4		2483.500	29.91	32.71	62.61	-11.39	74.00	Peak
5		2487.175	31.68	32.72	64.41	-9.59	74.00	Peak

Note:

1. " *", means this data is the worst emission level.
2. C.F (Correction Factor) = Antenna Factor (dB)+ Cable Loss (dB).
3. Measurement(dBuV/m) = Reading(dBuV) + C.F (Correction Factor).
4.The emission levels of other frequencies are very lower than the limit and not show in test report.

EUT	AX5400 Wi-Fi 6 Router	Date of Test	2020-12-09
Factor	BBHA 9120D	Temp. / Humidity	22.6°C/24%
Polarity	Vertical	Site / Test Engineer	AC1 / Jay
Test Mode	Transmit by 802.11n-HT20 at Channel 2447MHz	Test Voltage	AC 120V/60Hz

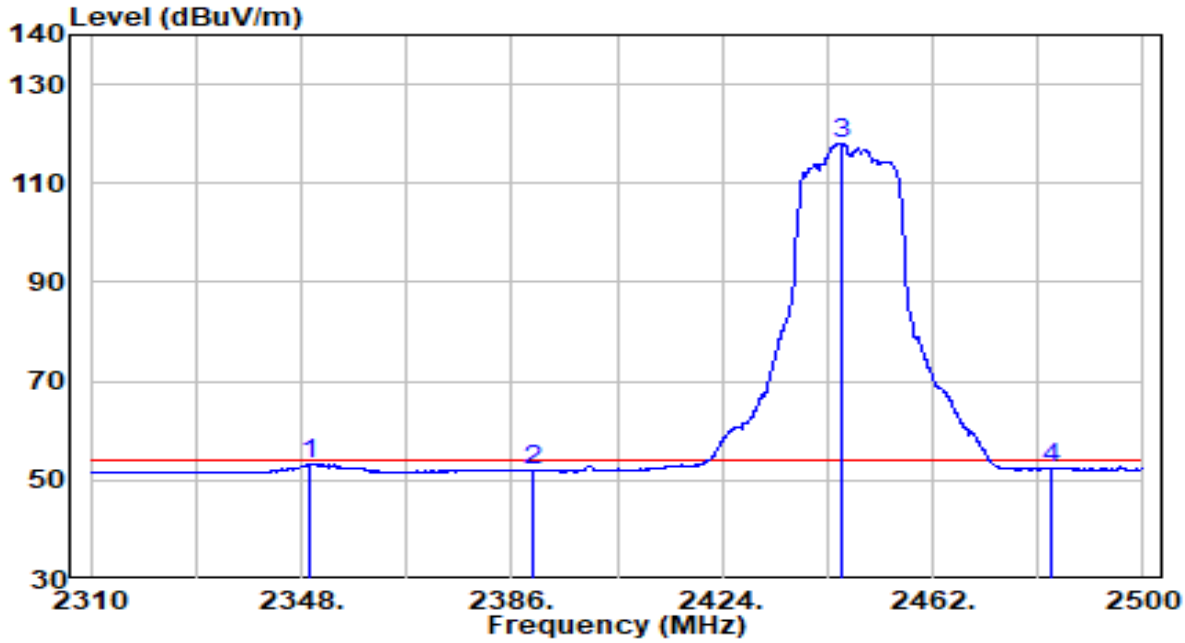

No		Frequency (MHz)	Reading (dBuV)	C.F (dB)	Measurement (dBuV/m)	Margin (dB)	Limit (dBuV/m)	Remark (QP/PK/AV)
1		2349.615	21.07	32.12	53.19	-0.81	54.00	Average
2		2390.000	19.61	32.30	51.90	-2.10	54.00	Average
3	*	2445.375	85.65	32.54	118.19	N/A	N/A	Average
4		2483.500	19.62	32.71	52.33	-1.67	54.00	Average

Note:

1. " *", means this data is the worst emission level.
2. C.F (Correction Factor) = Antenna Factor (dB)+ Cable Loss (dB).
3. Measurement(dBuV/m) = Reading(dBuV) + C.F (Correction Factor).
4.The emission levels of other frequencies are very lower than the limit and not show in test report.

EUT	AX5400 Wi-Fi 6 Router	Date of Test	2020-12-09
Factor	BBHA 9120D	Temp. / Humidity	22.6°C/24%
Polarity	Vertical	Site / Test Engineer	AC1 / Jay
Test Mode	Transmit by 802.11n-HT20 at Channel 2452MHz	Test Voltage	AC 120V/60Hz

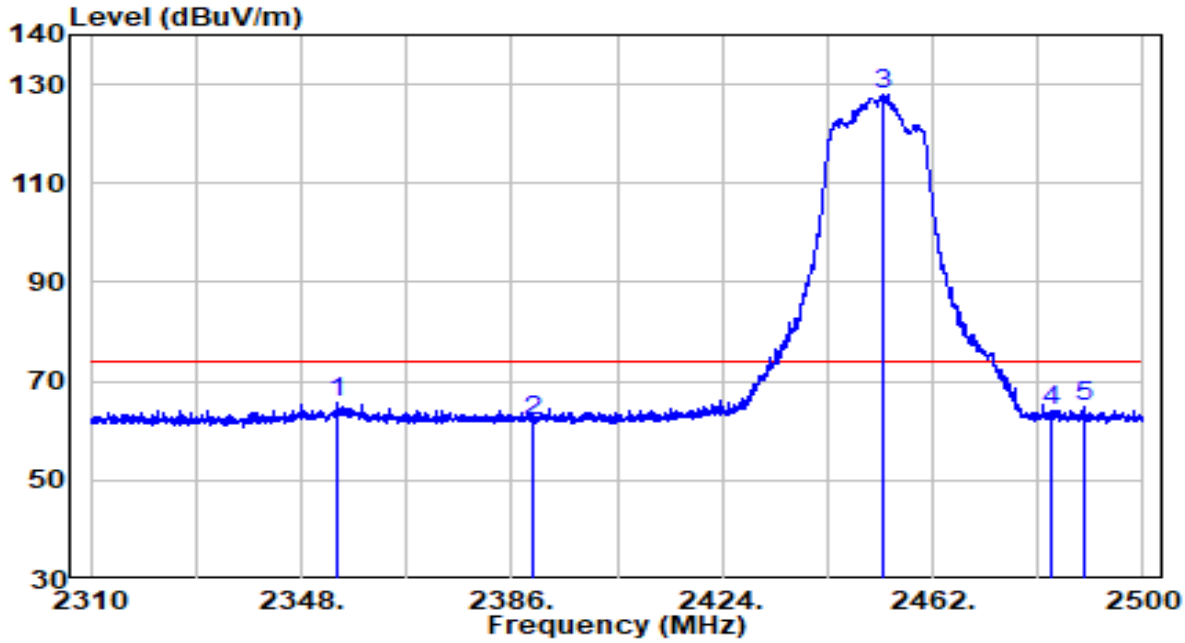

No		Frequency (MHz)	Reading (dBuV)	C.F (dB)	Measurement (dBuV/m)	Margin (dB)	Limit (dBuV/m)	Remark (QP/PK/AV)
1		2354.365	33.61	32.14	65.75	-8.25	74.00	Peak
2		2390.000	29.62	32.30	61.91	-12.09	74.00	Peak
3	*	2453.260	95.21	32.57	127.78	N/A	N/A	Peak
4		2483.500	31.14	32.71	63.85	-10.15	74.00	Peak
5		2489.455	32.17	32.73	64.91	-9.09	74.00	Peak

Note:

1. " *", means this data is the worst emission level.
2. C.F (Correction Factor) = Antenna Factor (dB)+ Cable Loss (dB).
3. Measurement(dBuV/m) = Reading(dBuV) + C.F (Correction Factor).
4.The emission levels of other frequencies are very lower than the limit and not show in test report.

EUT	AX5400 Wi-Fi 6 Router	Date of Test	2020-12-09
Factor	BBHA 9120D	Temp. / Humidity	22.6°C/24%
Polarity	Vertical	Site / Test Engineer	AC1 / Jay
Test Mode	Transmit by 802.11n-HT20 at Channel 2452MHz	Test Voltage	AC 120V/60Hz

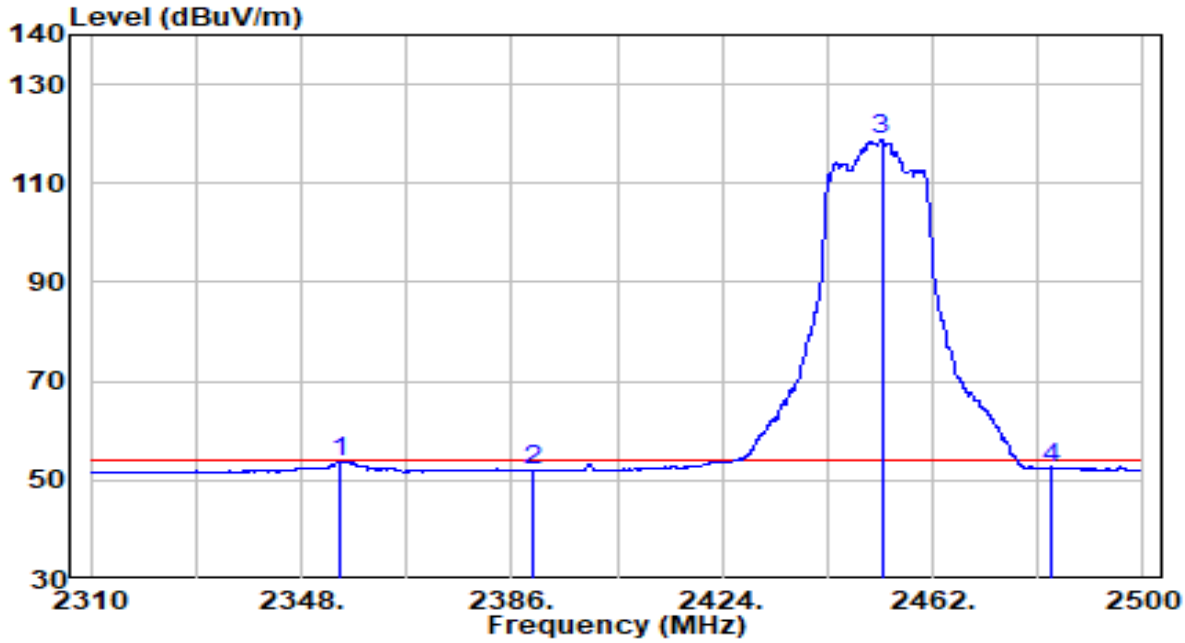

No		Frequency (MHz)	Reading (dBuV)	C.F (dB)	Measurement (dBuV/m)	Margin (dB)	Limit (dBuV/m)	Remark (QP/PK/AV)
1		2355.220	21.64	32.14	53.78	-0.22	54.00	Average
2		2390.000	19.74	32.30	52.03	-1.97	54.00	Average
3	*	2452.785	86.33	32.57	118.90	N/A	N/A	Average
4		2483.500	19.89	32.71	52.60	-1.40	54.00	Average

Note:

1. " *", means this data is the worst emission level.
2. C.F (Correction Factor) = Antenna Factor (dB)+ Cable Loss (dB).
3. Measurement(dBuV/m) = Reading(dBuV) + C.F (Correction Factor).
4.The emission levels of other frequencies are very lower than the limit and not show in test report.

EUT	AX5400 Wi-Fi 6 Router	Date of Test	2020-12-09
Factor	BBHA 9120D	Temp. / Humidity	22.6°C/24%
Polarity	Vertical	Site / Test Engineer	AC1 / Jay
Test Mode	Transmit by 802.11n-HT20 at Channel 2457MHz	Test Voltage	AC 120V/60Hz

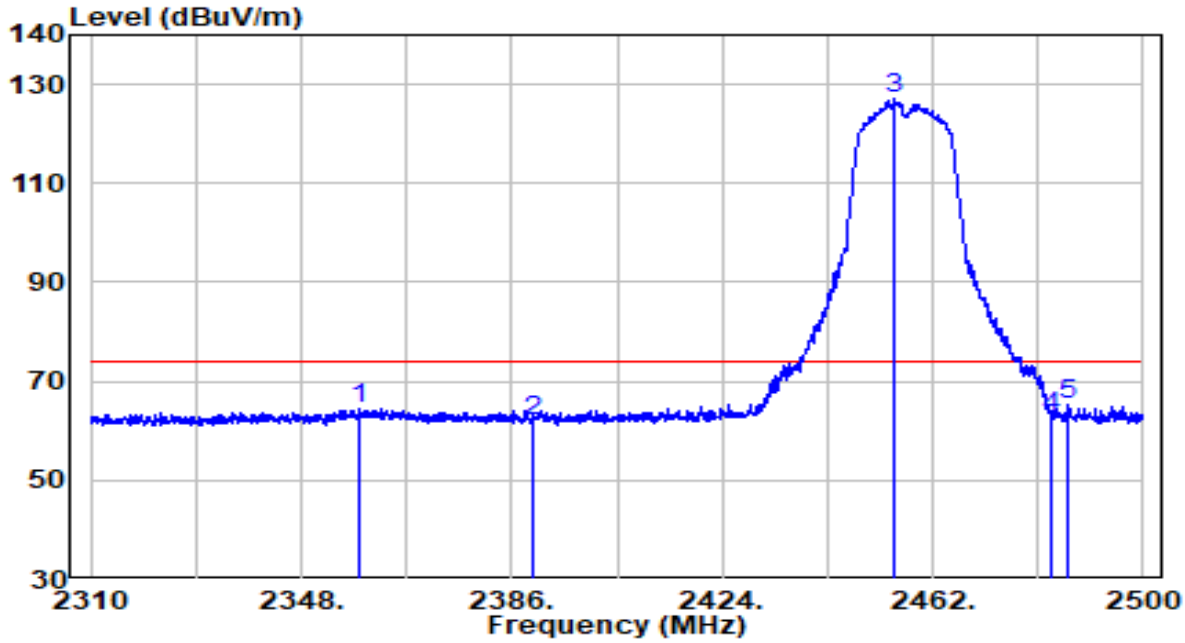

No		Frequency (MHz)	Reading (dBuV)	C.F (dB)	Measurement (dBuV/m)	Margin (dB)	Limit (dBuV/m)	Remark (QP/PK/AV)
1		2358.355	32.45	32.16	64.61	-9.39	74.00	Peak
2		2390.000	29.58	32.30	61.87	-12.13	74.00	Peak
3	*	2454.970	94.72	32.58	127.30	N/A	N/A	Peak
4		2483.500	30.20	32.71	62.91	-11.09	74.00	Peak
5		2486.510	32.43	32.72	65.15	-8.85	74.00	Peak

Note:

1. " *", means this data is the worst emission level.
2. C.F (Correction Factor) = Antenna Factor (dB)+ Cable Loss (dB).
3. Measurement(dBuV/m) = Reading(dBuV) + C.F (Correction Factor).
4.The emission levels of other frequencies are very lower than the limit and not show in test report.

EUT	AX5400 Wi-Fi 6 Router	Date of Test	2020-12-09
Factor	BBHA 9120D	Temp. / Humidity	22.6°C/24%
Polarity	Vertical	Site / Test Engineer	AC1 / Jay
Test Mode	Transmit by 802.11n-HT20 at Channel 2457MHz	Test Voltage	AC 120V/60Hz

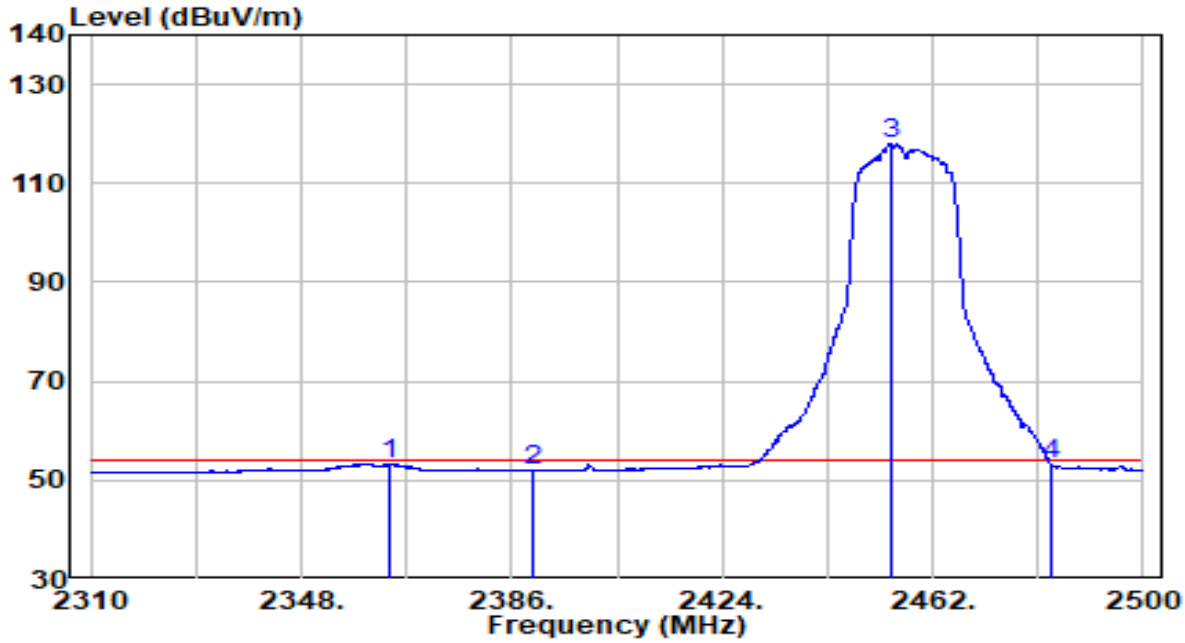

No		Frequency (MHz)	Reading (dBuV)	C.F (dB)	Measurement (dBuV/m)	Margin (dB)	Limit (dBuV/m)	Remark (QP/PK/AV)
1		2363.960	21.24	32.18	53.42	-0.58	54.00	Average
2		2390.000	19.66	32.30	51.96	-2.04	54.00	Average
3	*	2454.495	85.43	32.58	118.01	N/A	N/A	Average
4		2483.500	20.44	32.71	53.15	-0.85	54.00	Average

Note:

1. " *", means this data is the worst emission level.
2. C.F (Correction Factor) = Antenna Factor (dB)+ Cable Loss (dB).
3. Measurement(dBuV/m) = Reading(dBuV) + C.F (Correction Factor).
4.The emission levels of other frequencies are very lower than the limit and not show in test report.

EUT	AX5400 Wi-Fi 6 Router	Date of Test	2020-12-09
Factor	BBHA 9120D	Temp. / Humidity	21.9°C/32%
Polarity	Horizontal	Site / Test Engineer	AC1 / Jay
Test Mode	Transmit by 802.11n-HT20 at Channel 2462MHz	Test Voltage	AC 120V/60Hz

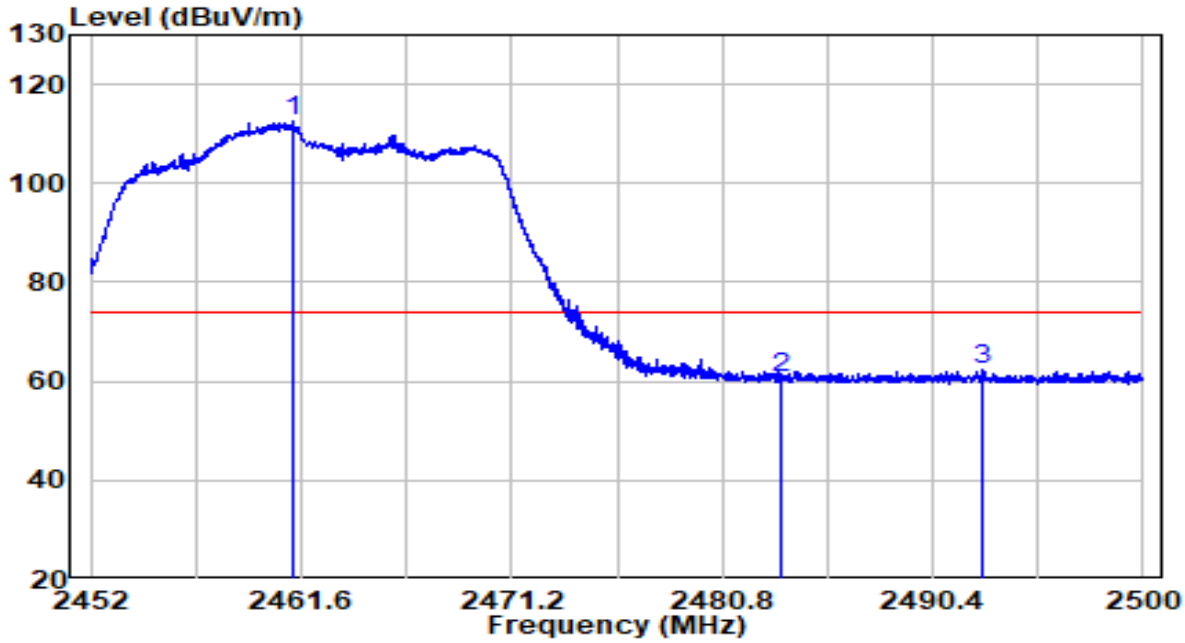

No		Frequency (MHz)	Reading (dBuV)	C.F (dB)	Measurement (dBuV/m)	Margin (dB)	Limit (dBuV/m)	Remark (QP/PK/AV)
1	*	2461.216	79.80	32.61	112.41	N/A	N/A	Peak
2		2483.500	28.17	32.71	60.88	-13.12	74.00	Peak
3		2492.680	29.57	32.75	62.32	-11.68	74.00	Peak

Note:

1. " *", means this data is the worst emission level.
2. C.F (Correction Factor) = Antenna Factor (dB)+ Cable Loss (dB).
3. Measurement(dBuV/m) = Reading(dBuV) + C.F (Correction Factor).
4.The emission levels of other frequencies are very lower than the limit and not show in test report.

EUT	AX5400 Wi-Fi 6 Router	Date of Test	2020-12-09
Factor	BBHA 9120D	Temp. / Humidity	21.9°C/32%
Polarity	Horizontal	Site / Test Engineer	AC1 / Jay
Test Mode	Transmit by 802.11n-HT20 at Channel 2462MHz	Test Voltage	AC 120V/60Hz

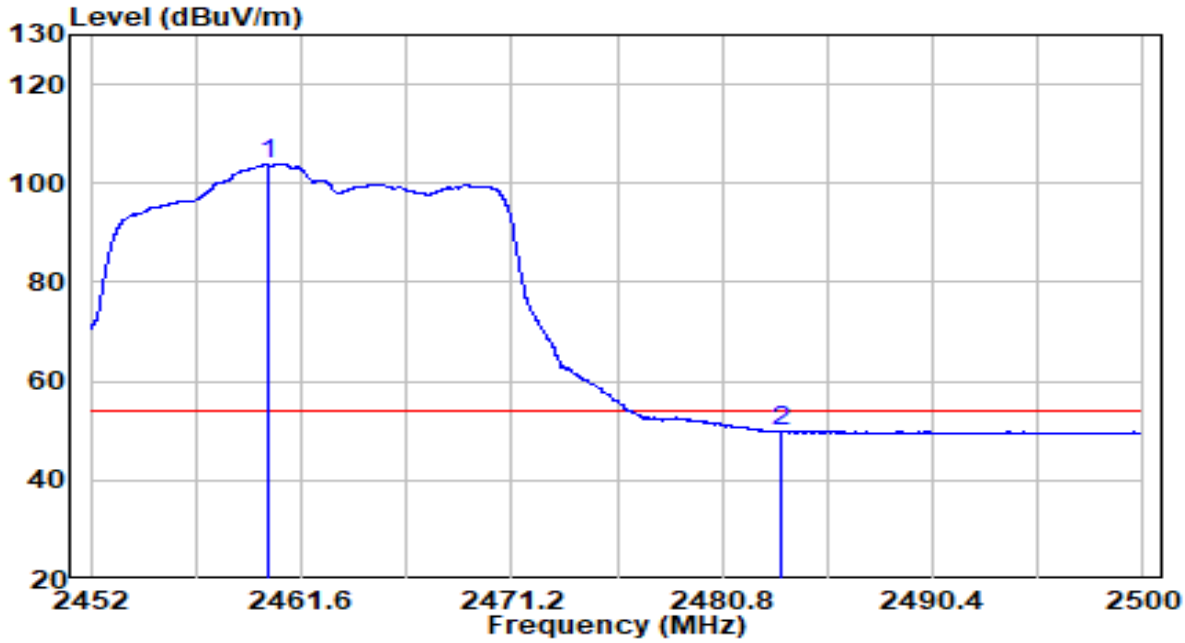

No		Frequency (MHz)	Reading (dBuV)	C.F (dB)	Measurement (dBuV/m)	Margin (dB)	Limit (dBuV/m)	Remark (QP/PK/AV)
1	*	2460.136	71.27	32.60	103.87	N/A	N/A	Average
2		2483.500	17.05	32.71	49.76	-4.24	54.00	Average

Note:

1. " *", means this data is the worst emission level.
2. C.F (Correction Factor) = Antenna Factor (dB)+ Cable Loss (dB).
3. Measurement(dBuV/m) = Reading(dBuV) + C.F (Correction Factor).
4.The emission levels of other frequencies are very lower than the limit and not show in test report.

EUT	AX5400 Wi-Fi 6 Router	Date of Test	2020-12-09
Factor	BBHA 9120D	Temp. / Humidity	21.9°C/32%
Polarity	Vertical	Site / Test Engineer	AC1 / Jay
Test Mode	Transmit by 802.11n-HT20 at Channel 2462MHz	Test Voltage	AC 120V/60Hz

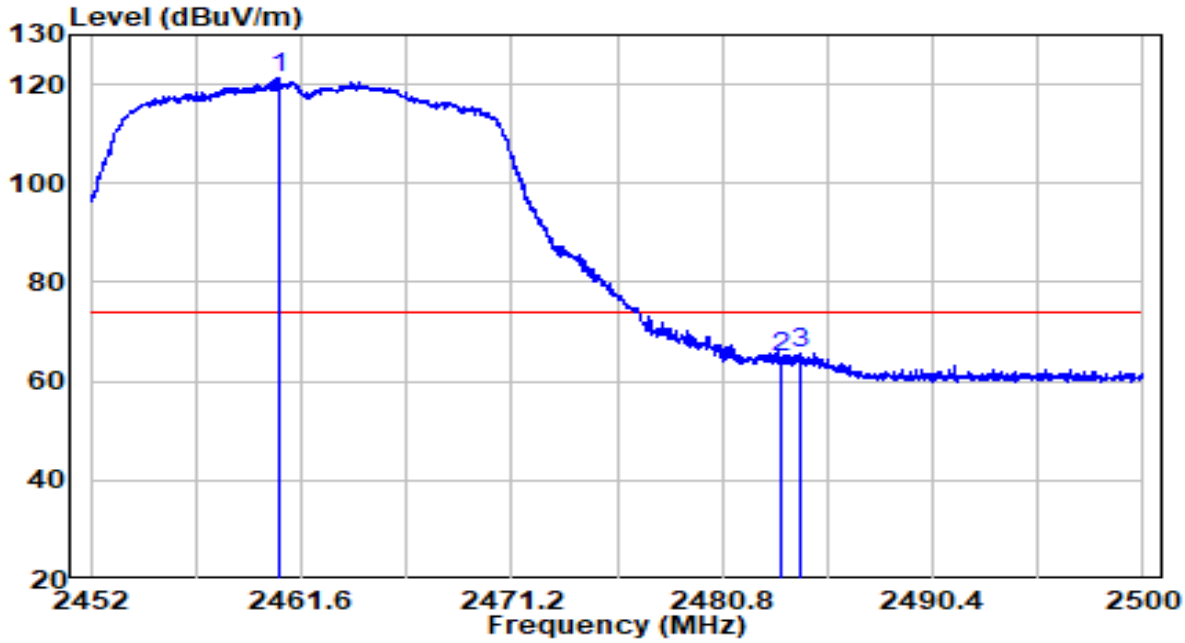

No		Frequency (MHz)	Reading (dBuV)	C.F (dB)	Measurement (dBuV/m)	Margin (dB)	Limit (dBuV/m)	Remark (QP/PK/AV)
1	*	2460.544	88.79	32.61	121.39	N/A	N/A	Peak
2		2483.500	31.95	32.71	64.66	-9.34	74.00	Peak
3		2484.424	32.97	32.71	65.68	-8.32	74.00	Peak

Note:

1. " *", means this data is the worst emission level.
2. C.F (Correction Factor) = Antenna Factor (dB)+ Cable Loss (dB).
3. Measurement(dBuV/m) = Reading(dBuV) + C.F (Correction Factor).
4.The emission levels of other frequencies are very lower than the limit and not show in test report.

EUT	AX5400 Wi-Fi 6 Router	Date of Test	2020-12-09
Factor	BBHA 9120D	Temp. / Humidity	21.9°C/32%
Polarity	Vertical	Site / Test Engineer	AC1 / Jay
Test Mode	Transmit by 802.11n-HT20 at Channel 2462MHz	Test Voltage	AC 120V/60Hz

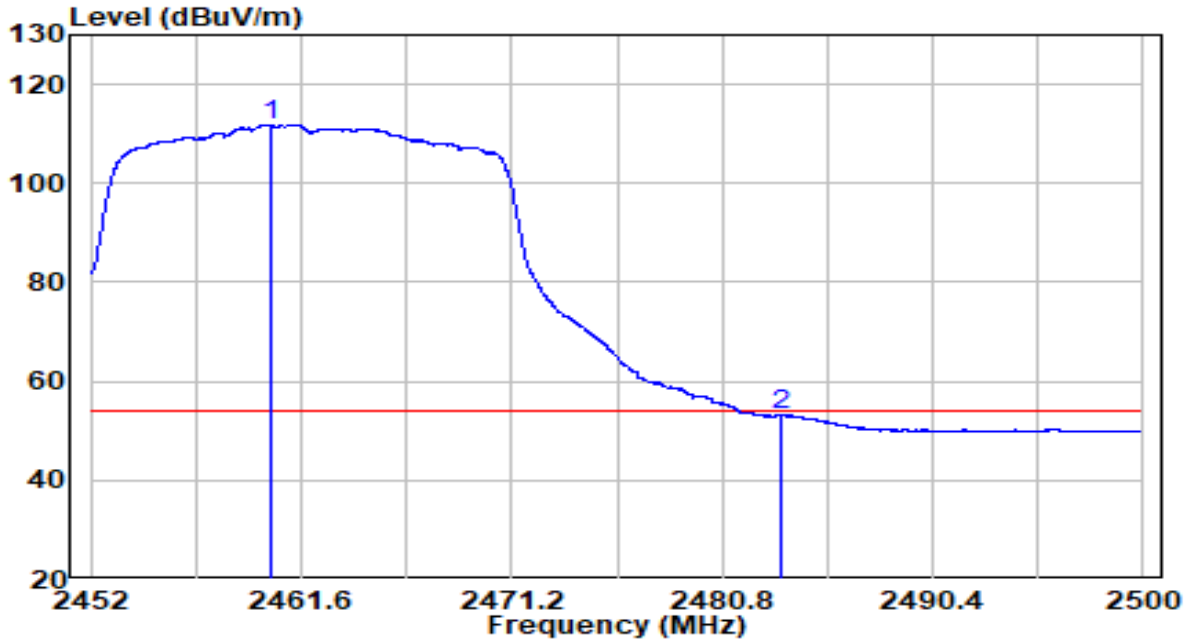

No		Frequency (MHz)	Reading (dBuV)	C.F (dB)	Measurement (dBuV/m)	Margin (dB)	Limit (dBuV/m)	Remark (QP/PK/AV)
1	*	2460.208	79.20	32.60	111.81	N/A	N/A	Average
2		2483.500	20.41	32.71	53.12	-0.88	54.00	Average

Note:

1. " *", means this data is the worst emission level.
2. C.F (Correction Factor) = Antenna Factor (dB)+ Cable Loss (dB).
3. Measurement(dBuV/m) = Reading(dBuV) + C.F (Correction Factor).
4.The emission levels of other frequencies are very lower than the limit and not show in test report.

EUT	AX5400 Wi-Fi 6 Router	Date of Test	2020-12-09
Factor	BBHA 9120D	Temp. / Humidity	21.9°C/32%
Polarity	Horizontal	Site / Test Engineer	AC1 / Jay
Test Mode	Transmit by 802.11n-HT40 at Channel 2422MHz	Test Voltage	AC 120V/60Hz

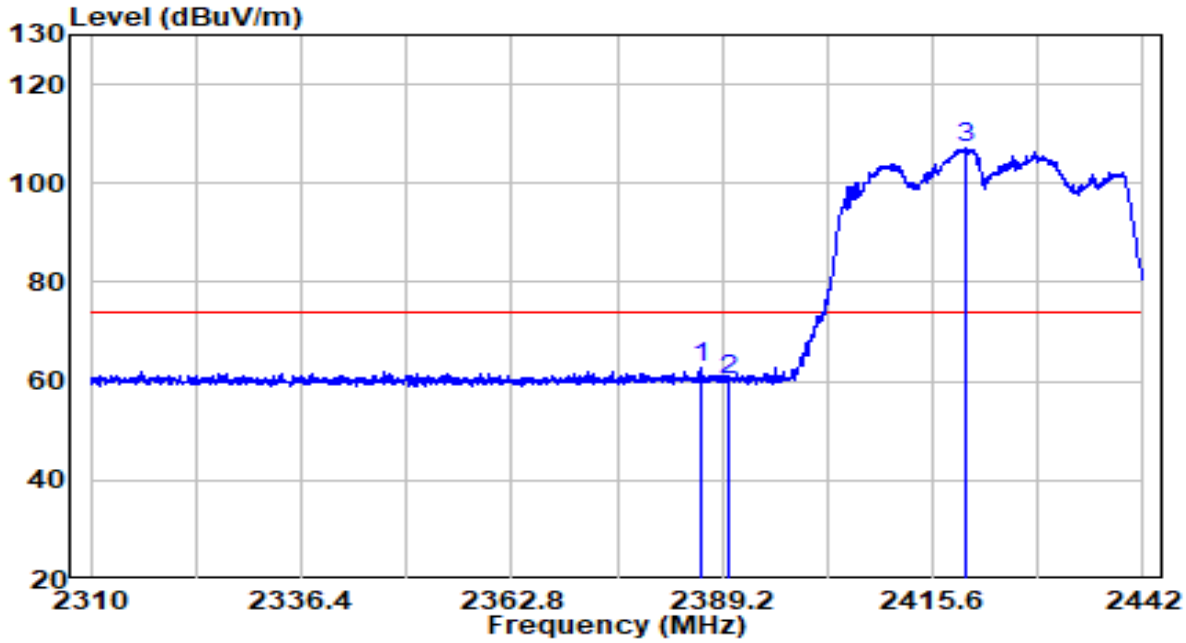

No		Frequency (MHz)	Reading (dBuV)	C.F (dB)	Measurement (dBuV/m)	Margin (dB)	Limit (dBuV/m)	Remark (QP/PK/AV)
1		2386.428	30.49	32.28	62.77	-11.23	74.00	Peak
2		2390.000	28.06	32.30	60.36	-13.64	74.00	Peak
3	*	2419.890	74.79	32.43	107.22	N/A	N/A	Peak

Note:

1. " *", means this data is the worst emission level.
2. C.F (Correction Factor) = Antenna Factor (dB)+ Cable Loss (dB).
3. Measurement(dBuV/m) = Reading(dBuV) + C.F (Correction Factor).
4.The emission levels of other frequencies are very lower than the limit and not show in test report.

EUT	AX5400 Wi-Fi 6 Router	Date of Test	2020-12-09
Factor	BBHA 9120D	Temp. / Humidity	21.9°C/32%
Polarity	Horizontal	Site / Test Engineer	AC1 / Jay
Test Mode	Transmit by 802.11n-HT40 at Channel 2422MHz	Test Voltage	AC 120V/60Hz

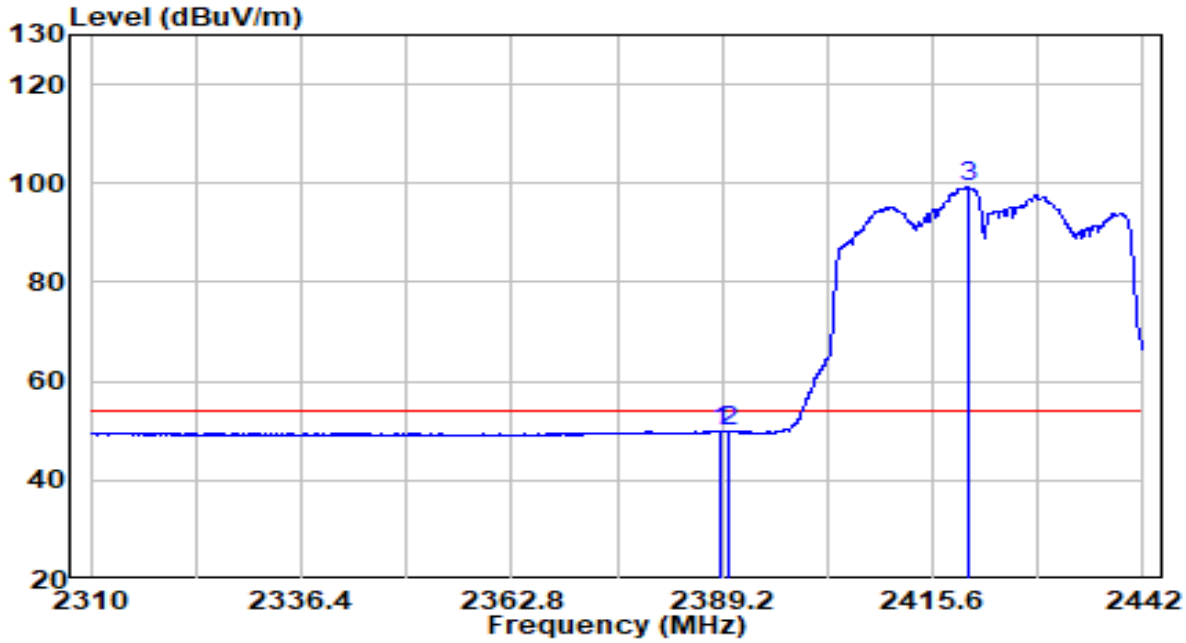

No		Frequency (MHz)	Reading (dBuV)	C.F (dB)	Measurement (dBuV/m)	Margin (dB)	Limit (dBuV/m)	Remark (QP/PK/AV)
1		2389.068	17.69	32.29	49.99	-4.01	54.00	Average
2		2390.000	17.57	32.30	49.87	-4.13	54.00	Average
3	*	2420.022	66.72	32.43	99.15	N/A	N/A	Average

Note:

1. " *", means this data is the worst emission level.
2. C.F (Correction Factor) = Antenna Factor (dB)+ Cable Loss (dB).
3. Measurement(dBuV/m) = Reading(dBuV) + C.F (Correction Factor).
4.The emission levels of other frequencies are very lower than the limit and not show in test report.

EUT	AX5400 Wi-Fi 6 Router	Date of Test	2020-12-09
Factor	BBHA 9120D	Temp. / Humidity	21.9°C/32%
Polarity	Vertical	Site / Test Engineer	AC1 / Jay
Test Mode	Transmit by 802.11n-HT40 at Channel 2422MHz	Test Voltage	AC 120V/60Hz

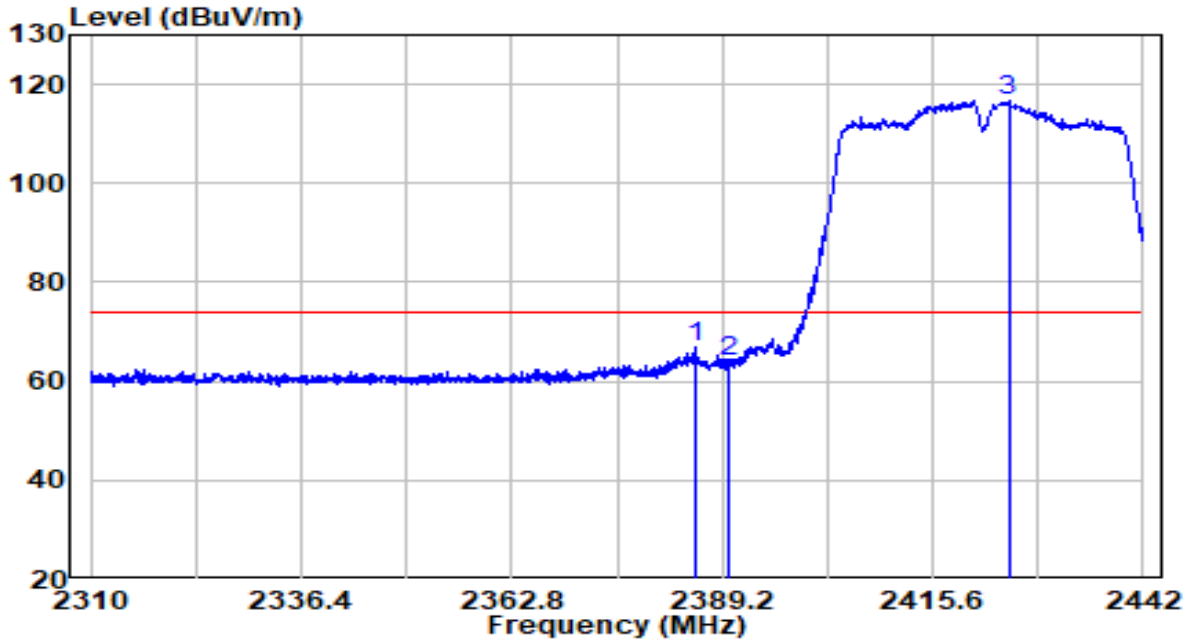

No		Frequency (MHz)	Reading (dBuV)	C.F (dB)	Measurement (dBuV/m)	Margin (dB)	Limit (dBuV/m)	Remark (QP/PK/AV)
1		2385.702	34.44	32.28	66.71	-7.29	74.00	Peak
2		2390.000	31.70	32.30	64.00	-10.00	74.00	Peak
3	*	2425.104	84.45	32.45	116.90	N/A	N/A	Peak

Note:

1. " *", means this data is the worst emission level.
2. C.F (Correction Factor) = Antenna Factor (dB)+ Cable Loss (dB).
3. Measurement(dBuV/m) = Reading(dBuV) + C.F (Correction Factor).
4.The emission levels of other frequencies are very lower than the limit and not show in test report.

EUT	AX5400 Wi-Fi 6 Router	Date of Test	2020-12-09
Factor	BBHA 9120D	Temp. / Humidity	21.9°C/32%
Polarity	Vertical	Site / Test Engineer	AC1 / Jay
Test Mode	Transmit by 802.11n-HT40 at Channel 2422MHz	Test Voltage	AC 120V/60Hz

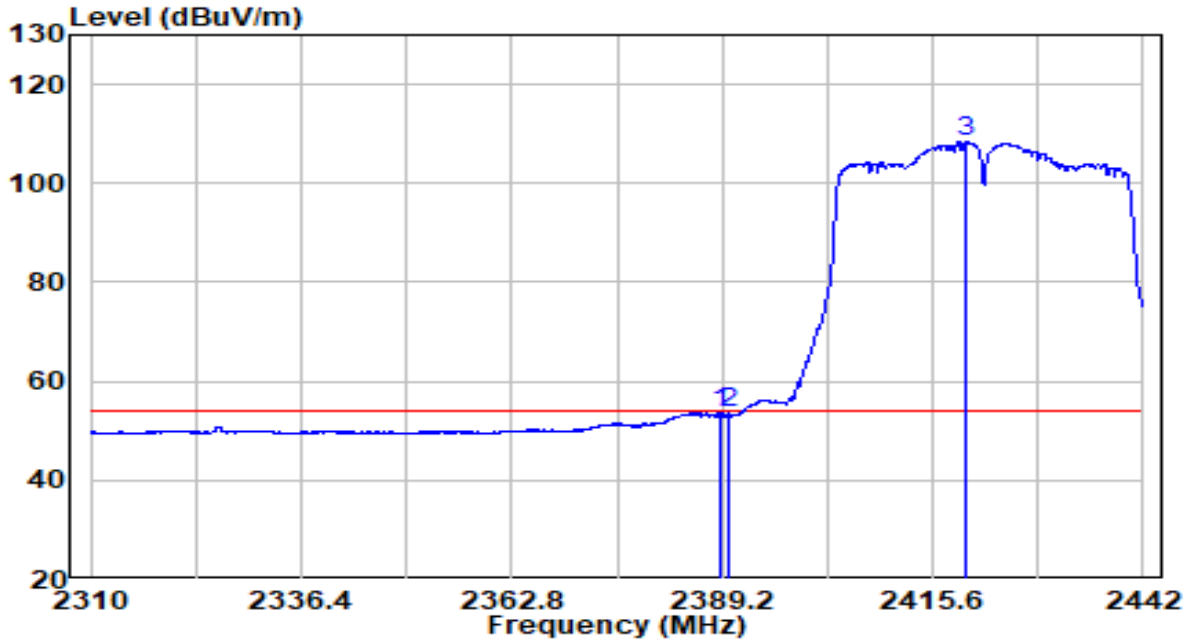

No		Frequency (MHz)	Reading (dBuV)	C.F (dB)	Measurement (dBuV/m)	Margin (dB)	Limit (dBuV/m)	Remark (QP/PK/AV)
1		2388.870	21.46	32.29	53.75	-0.25	54.00	Average
2		2390.000	21.23	32.30	53.53	-0.47	54.00	Average
3	*	2419.890	76.07	32.43	108.50	N/A	N/A	Average

Note:

1. " *", means this data is the worst emission level.
2. C.F (Correction Factor) = Antenna Factor (dB)+ Cable Loss (dB).
3. Measurement(dBuV/m) = Reading(dBuV) + C.F (Correction Factor).
4.The emission levels of other frequencies are very lower than the limit and not show in test report.

EUT	AX5400 Wi-Fi 6 Router	Date of Test	2020-12-09
Factor	BBHA 9120D	Temp. / Humidity	22.6°C/24%
Polarity	Vertical	Site / Test Engineer	AC1 / Jay
Test Mode	Transmit by 802.11n-HT40 at Channel 2427MHz	Test Voltage	AC 120V/60Hz

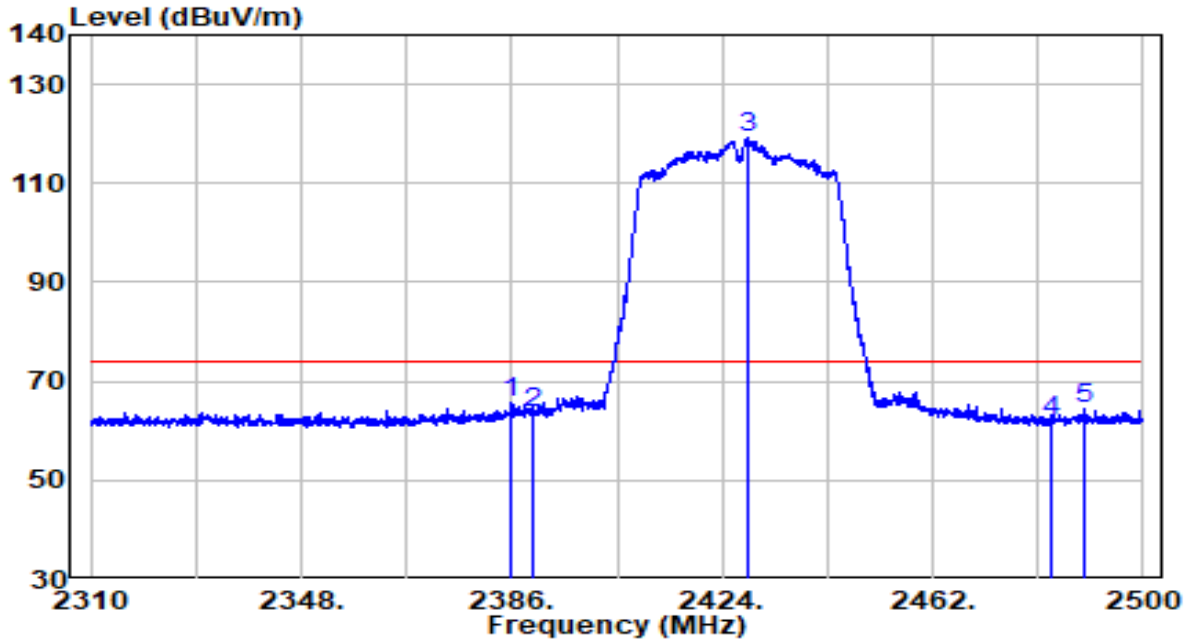

No		Frequency (MHz)	Reading (dBuV)	C.F (dB)	Measurement (dBuV/m)	Margin (dB)	Limit (dBuV/m)	Remark (QP/PK/AV)
1		2386.000	33.27	32.28	65.55	-8.45	74.00	Peak
2		2390.000	31.29	32.30	63.58	-10.42	74.00	Peak
3	*	2428.560	86.74	32.47	119.20	N/A	N/A	Peak
4		2483.500	29.19	32.71	61.90	-12.10	74.00	Peak
5		2489.170	31.62	32.73	64.35	-9.65	74.00	Peak

Note:

1. " *", means this data is the worst emission level.
2. C.F (Correction Factor) = Antenna Factor (dB)+ Cable Loss (dB).
3. Measurement(dBuV/m) = Reading(dBuV) + C.F (Correction Factor).
4.The emission levels of other frequencies are very lower than the limit and not show in test report.

EUT	AX5400 Wi-Fi 6 Router	Date of Test	2020-12-09
Factor	BBHA 9120D	Temp. / Humidity	22.6°C/24%
Polarity	Vertical	Site / Test Engineer	AC1 / Jay
Test Mode	Transmit by 802.11n-HT40 at Channel 2427MHz	Test Voltage	AC 120V/60Hz

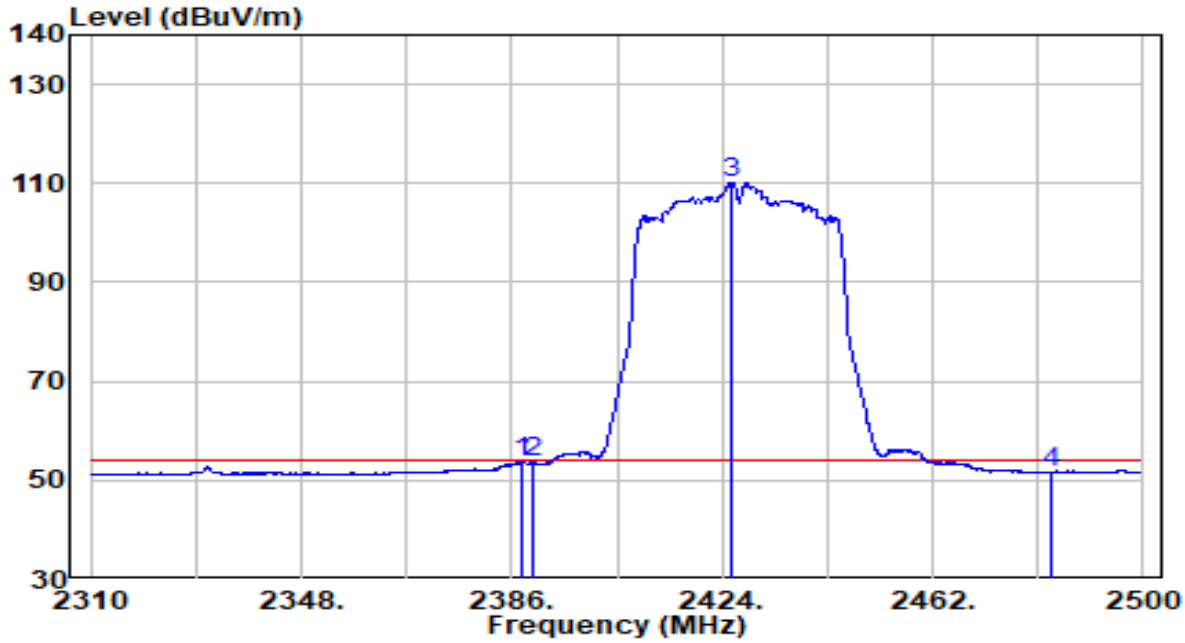

No		Frequency (MHz)	Reading (dBuV)	C.F (dB)	Measurement (dBuV/m)	Margin (dB)	Limit (dBuV/m)	Remark (QP/PK/AV)
1		2387.995	21.39	32.29	53.68	-0.32	54.00	Average
2		2390.000	21.29	32.30	53.58	-0.42	54.00	Average
3	*	2425.805	77.79	32.45	110.25	N/A	N/A	Average
4		2483.500	18.98	32.71	51.69	-2.31	54.00	Average

Note:

1. " *", means this data is the worst emission level.
2. C.F (Correction Factor) = Antenna Factor (dB)+ Cable Loss (dB).
3. Measurement(dBuV/m) = Reading(dBuV) + C.F (Correction Factor).
4.The emission levels of other frequencies are very lower than the limit and not show in test report.

EUT	AX5400 Wi-Fi 6 Router	Date of Test	2020-12-09
Factor	BBHA 9120D	Temp. / Humidity	22.6°C/24%
Polarity	Vertical	Site / Test Engineer	AC1 / Jay
Test Mode	Transmit by 802.11n-HT40 at Channel 2432MHz	Test Voltage	AC 120V/60Hz

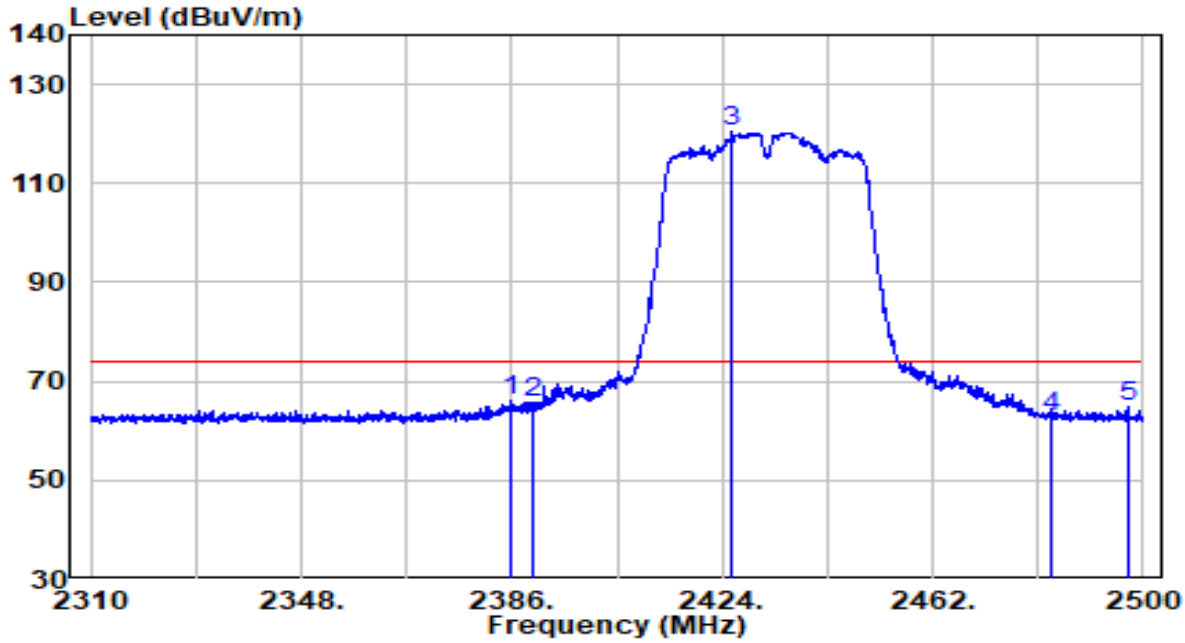

No		Frequency (MHz)	Reading (dBuV)	C.F (dB)	Measurement (dBuV/m)	Margin (dB)	Limit (dBuV/m)	Remark (QP/PK/AV)
1		2385.905	33.68	32.28	65.96	-8.04	74.00	Peak
2		2390.000	33.37	32.30	65.67	-8.33	74.00	Peak
3	*	2425.710	88.19	32.45	120.65	N/A	N/A	Peak
4		2483.500	30.06	32.71	62.77	-11.23	74.00	Peak
5		2497.435	32.19	32.77	64.95	-9.05	74.00	Peak

Note:

1. " *", means this data is the worst emission level.
2. C.F (Correction Factor) = Antenna Factor (dB)+ Cable Loss (dB).
3. Measurement(dBuV/m) = Reading(dBuV) + C.F (Correction Factor).
4.The emission levels of other frequencies are very lower than the limit and not show in test report.

EUT	AX5400 Wi-Fi 6 Router	Date of Test	2020-12-09
Factor	BBHA 9120D	Temp. / Humidity	22.6°C/24%
Polarity	Vertical	Site / Test Engineer	AC1 / Jay
Test Mode	Transmit by 802.11n-HT40 at Channel 2432MHz	Test Voltage	AC 120V/60Hz

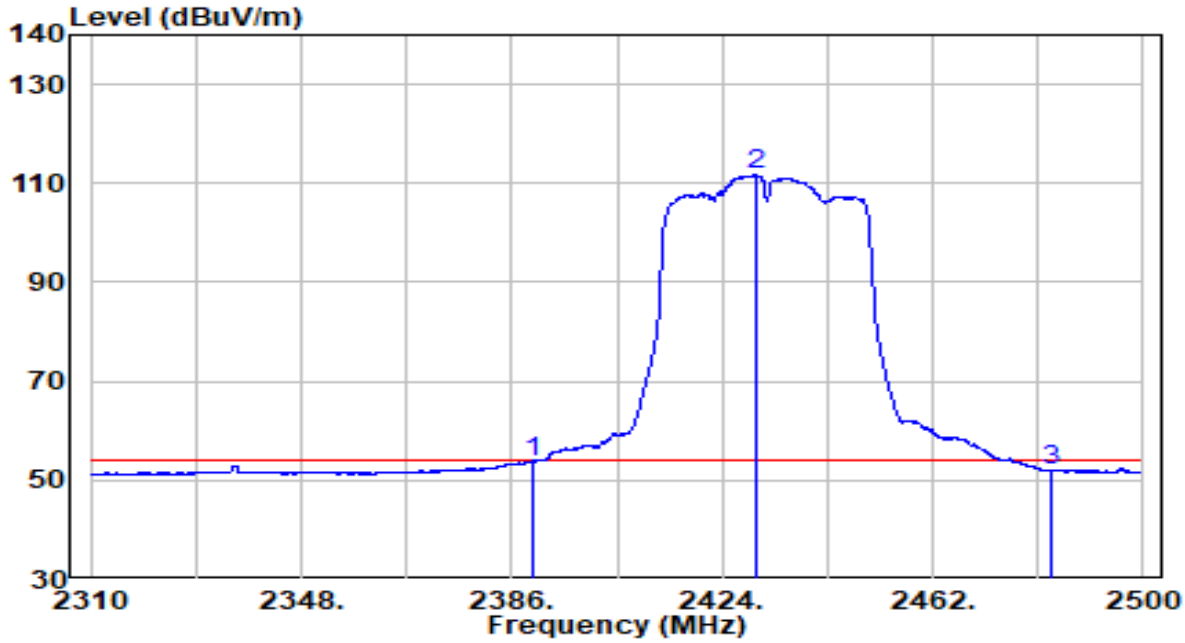

No		Frequency (MHz)	Reading (dBuV)	C.F (dB)	Measurement (dBuV/m)	Margin (dB)	Limit (dBuV/m)	Remark (QP/PK/AV)
1		2389.990	21.57	32.30	53.86	-0.14	54.00	Average
2	*	2429.985	79.49	32.47	111.97	N/A	N/A	Average
3		2483.500	19.10	32.71	51.81	-2.19	54.00	Average

Note:

1. " *", means this data is the worst emission level.
2. C.F (Correction Factor) = Antenna Factor (dB)+ Cable Loss (dB).
3. Measurement(dBuV/m) = Reading(dBuV) + C.F (Correction Factor).
4.The emission levels of other frequencies are very lower than the limit and not show in test report.

EUT	AX5400 Wi-Fi 6 Router	Date of Test	2020-12-09
Factor	BBHA 9120D	Temp. / Humidity	21.9°C/32%
Polarity	Horizontal	Site / Test Engineer	AC1 / Jay
Test Mode	Transmit by 802.11n-HT40 at Channel 2437MHz	Test Voltage	AC 120V/60Hz

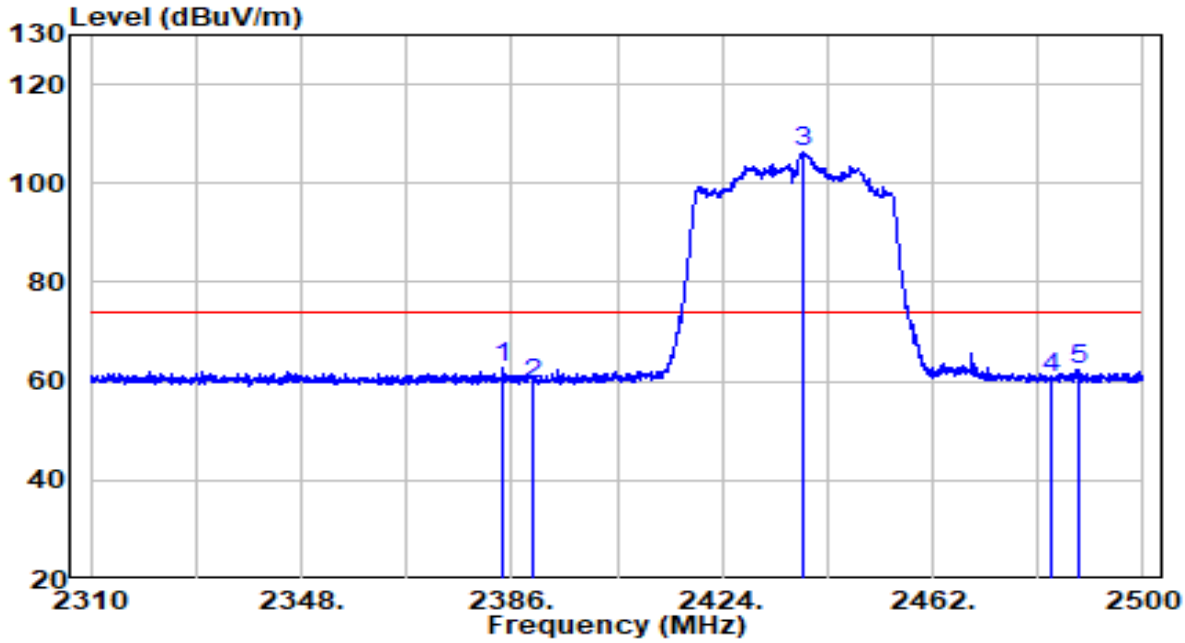

No		Frequency (MHz)	Reading (dBuV)	C.F (dB)	Measurement (dBuV/m)	Margin (dB)	Limit (dBuV/m)	Remark (QP/PK/AV)
1		2384.290	30.35	32.27	62.62	-11.38	74.00	Peak
2		2390.000	27.30	32.30	59.60	-14.40	74.00	Peak
3	*	2438.440	73.79	32.51	106.30	N/A	N/A	Peak
4		2483.500	27.90	32.71	60.61	-13.39	74.00	Peak
5		2488.505	29.50	32.73	62.22	-11.78	74.00	Peak

Note:

1. " *", means this data is the worst emission level.
2. C.F (Correction Factor) = Antenna Factor (dB)+ Cable Loss (dB).
3. Measurement(dBuV/m) = Reading(dBuV) + C.F (Correction Factor).
4.The emission levels of other frequencies are very lower than the limit and not show in test report.

EUT	AX5400 Wi-Fi 6 Router	Date of Test	2020-12-09
Factor	BBHA 9120D	Temp. / Humidity	21.9°C/32%
Polarity	Horizontal	Site / Test Engineer	AC1 / Jay
Test Mode	Transmit by 802.11n-HT40 at Channel 2437MHz	Test Voltage	AC 120V/60Hz

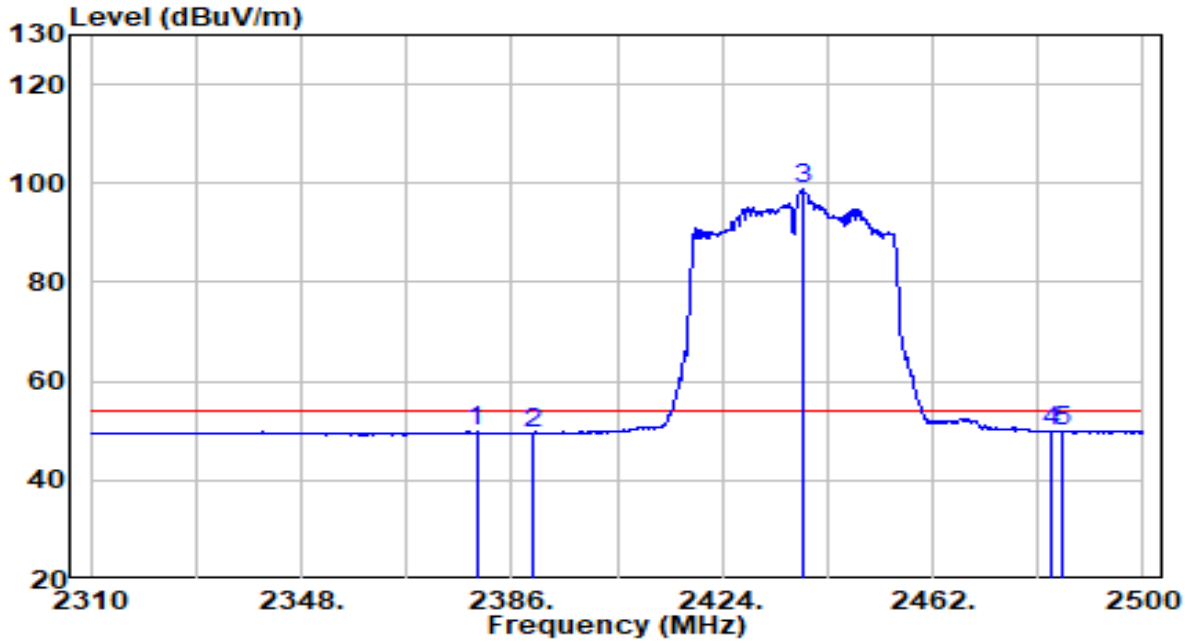

No		Frequency (MHz)	Reading (dBuV)	C.F (dB)	Measurement (dBuV/m)	Margin (dB)	Limit (dBuV/m)	Remark (QP/PK/AV)
1		2379.635	17.52	32.25	49.77	-4.23	54.00	Average
2		2390.000	17.15	32.30	49.45	-4.55	54.00	Average
3	*	2438.440	66.15	32.51	98.66	N/A	N/A	Average
4		2483.500	17.11	32.71	49.82	-4.18	54.00	Average
5		2485.560	17.24	32.72	49.96	-4.04	54.00	Average

Note:

1. " *", means this data is the worst emission level.
2. C.F (Correction Factor) = Antenna Factor (dB)+ Cable Loss (dB).
3. Measurement(dBuV/m) = Reading(dBuV) + C.F (Correction Factor).
4.The emission levels of other frequencies are very lower than the limit and not show in test report.

EUT	AX5400 Wi-Fi 6 Router	Date of Test	2020-12-09
Factor	BBHA 9120D	Temp. / Humidity	21.9°C/32%
Polarity	Vertical	Site / Test Engineer	AC1 / Jay
Test Mode	Transmit by 802.11n-HT40 at Channel 2437MHz	Test Voltage	AC 120V/60Hz

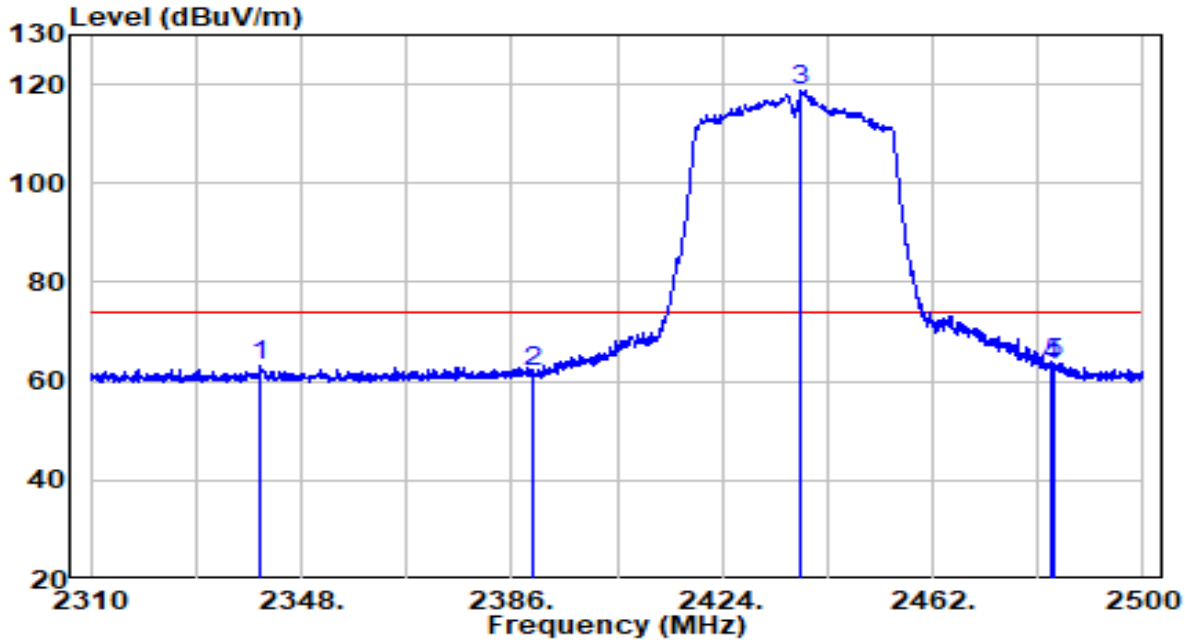

No		Frequency (MHz)	Reading (dBuV)	C.F (dB)	Measurement (dBuV/m)	Margin (dB)	Limit (dBuV/m)	Remark (QP/PK/AV)
1		2340.685	31.10	32.08	63.18	-10.82	74.00	Peak
2		2390.000	29.45	32.30	61.75	-12.25	74.00	Peak
3	*	2438.250	86.14	32.51	118.65	N/A	N/A	Peak
4		2483.500	30.65	32.71	63.35	-10.65	74.00	Peak
5		2484.135	31.03	32.71	63.74	-10.26	74.00	Peak

Note:

1. " *", means this data is the worst emission level.
2. C.F (Correction Factor) = Antenna Factor (dB)+ Cable Loss (dB).
3. Measurement(dBuV/m) = Reading(dBuV) + C.F (Correction Factor).
4.The emission levels of other frequencies are very lower than the limit and not show in test report.

EUT	AX5400 Wi-Fi 6 Router	Date of Test	2020-12-09
Factor	BBHA 9120D	Temp. / Humidity	21.9°C/32%
Polarity	Vertical	Site / Test Engineer	AC1 / Jay
Test Mode	Transmit by 802.11n-HT40 at Channel 2437MHz	Test Voltage	AC 120V/60Hz

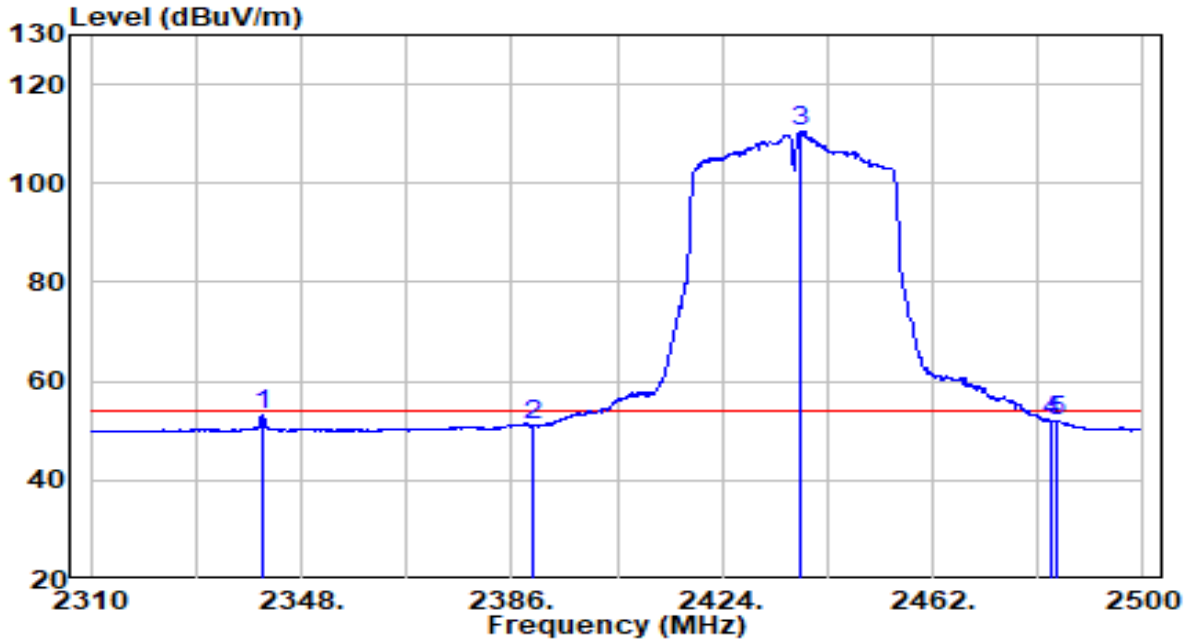

No		Frequency (MHz)	Reading (dBuV)	C.F (dB)	Measurement (dBuV/m)	Margin (dB)	Limit (dBuV/m)	Remark (QP/PK/AV)
1		2340.970	21.17	32.08	53.25	-0.75	54.00	Average
2		2390.000	18.69	32.30	50.99	-3.01	54.00	Average
3	*	2438.155	78.13	32.51	110.64	N/A	N/A	Average
4		2483.500	19.26	32.71	51.96	-2.04	54.00	Average
5		2484.610	19.41	32.71	52.12	-1.88	54.00	Average

Note:

1. " *", means this data is the worst emission level.
2. C.F (Correction Factor) = Antenna Factor (dB)+ Cable Loss (dB).
3. Measurement(dBuV/m) = Reading(dBuV) + C.F (Correction Factor).
4.The emission levels of other frequencies are very lower than the limit and not show in test report.

EUT	AX5400 Wi-Fi 6 Router	Date of Test	2020-12-09
Factor	BBHA 9120D	Temp. / Humidity	22.6°C/24%
Polarity	Vertical	Site / Test Engineer	AC1 / Jay
Test Mode	Transmit by 802.11n-HT40 at Channel 2442MHz	Test Voltage	AC 120V/60Hz

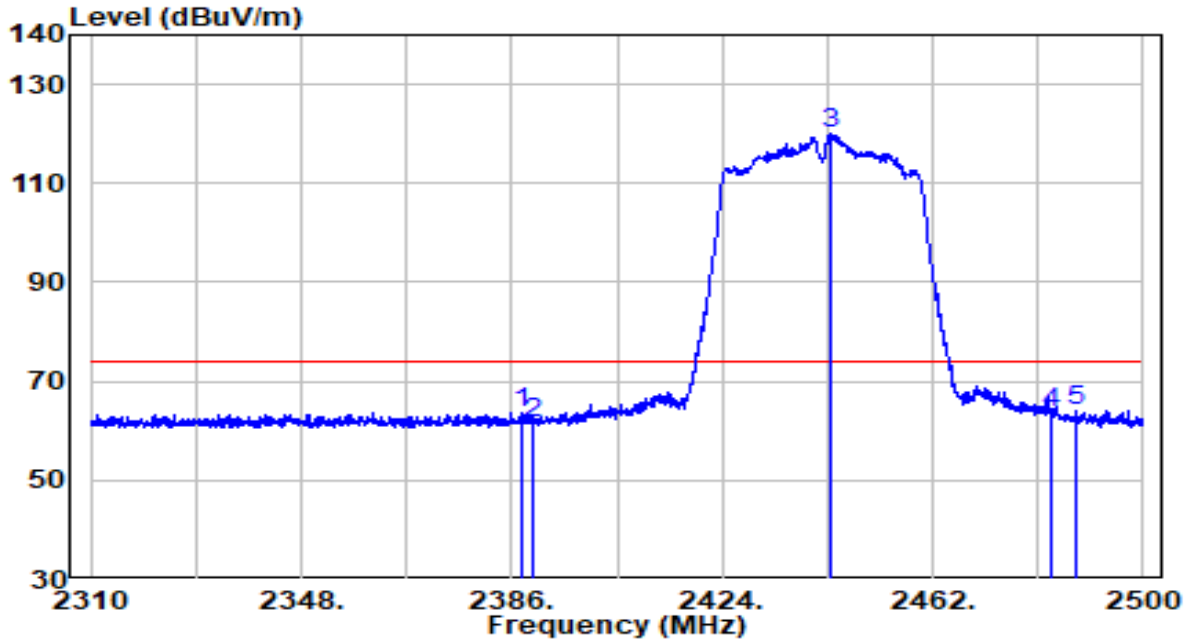

No		Frequency (MHz)	Reading (dBuV)	C.F (dB)	Measurement (dBuV/m)	Margin (dB)	Limit (dBuV/m)	Remark (QP/PK/AV)
1		2387.805	31.20	32.29	63.49	-10.51	74.00	Peak
2		2390.000	29.35	32.30	61.65	-12.35	74.00	Peak
3	*	2443.380	87.60	32.53	120.13	N/A	N/A	Peak
4		2483.500	30.87	32.71	63.58	-10.42	74.00	Peak
5		2487.840	31.41	32.73	64.14	-9.86	74.00	Peak

Note:

1. " *", means this data is the worst emission level.
2. C.F (Correction Factor) = Antenna Factor (dB)+ Cable Loss (dB).
3. Measurement(dBuV/m) = Reading(dBuV) + C.F (Correction Factor).
4.The emission levels of other frequencies are very lower than the limit and not show in test report.

EUT	AX5400 Wi-Fi 6 Router	Date of Test	2020-12-09
Factor	BBHA 9120D	Temp. / Humidity	22.6°C/24%
Polarity	Vertical	Site / Test Engineer	AC1 / Jay
Test Mode	Transmit by 802.11n-HT40 at Channel 2442MHz	Test Voltage	AC 120V/60Hz

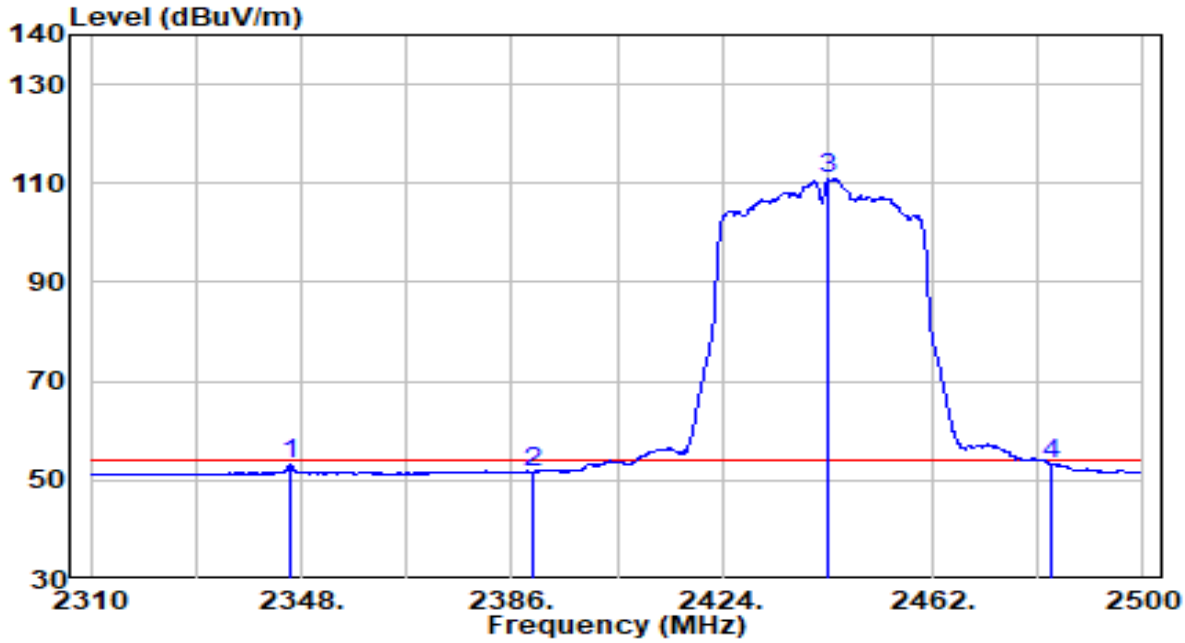

No		Frequency (MHz)	Reading (dBuV)	C.F (dB)	Measurement (dBuV/m)	Margin (dB)	Limit (dBuV/m)	Remark (QP/PK/AV)
1		2346.005	21.04	32.10	53.14	-0.86	54.00	Average
2		2390.000	19.46	32.30	51.76	-2.24	54.00	Average
3	*	2443.285	78.38	32.53	110.91	N/A	N/A	Average
4		2483.470	20.39	32.71	53.10	-0.90	54.00	Average

Note:

1. " *", means this data is the worst emission level.
2. C.F (Correction Factor) = Antenna Factor (dB)+ Cable Loss (dB).
3. Measurement(dBuV/m) = Reading(dBuV) + C.F (Correction Factor).
4.The emission levels of other frequencies are very lower than the limit and not show in test report.

EUT	AX5400 Wi-Fi 6 Router	Date of Test	2020-12-09
Factor	BBHA 9120D	Temp. / Humidity	22.6°C/24%
Polarity	Vertical	Site / Test Engineer	AC1 / Jay
Test Mode	Transmit by 802.11n-HT40 at Channel 2447MHz	Test Voltage	AC 120V/60Hz

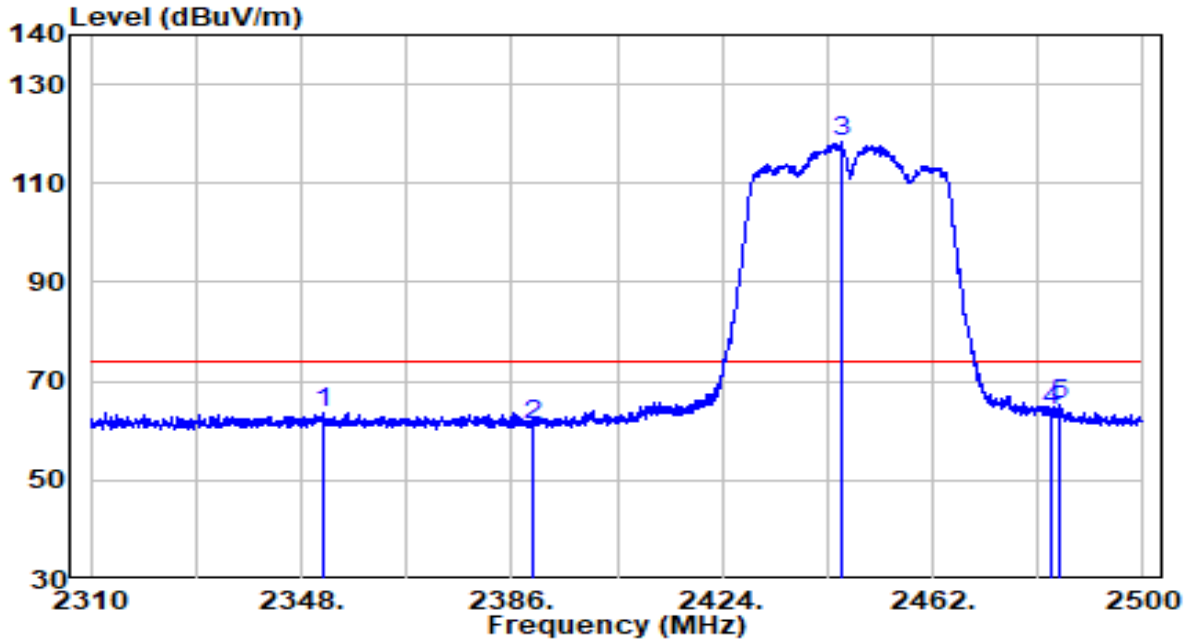

No		Frequency (MHz)	Reading (dBuV)	C.F (dB)	Measurement (dBuV/m)	Margin (dB)	Limit (dBuV/m)	Remark (QP/PK/AV)
1		2351.895	31.53	32.13	63.66	-10.34	74.00	Peak
2		2390.000	28.65	32.30	60.95	-13.05	74.00	Peak
3	*	2445.470	85.67	32.54	118.21	N/A	N/A	Peak
4		2483.500	31.46	32.71	64.17	-9.83	74.00	Peak
5		2484.895	32.39	32.71	65.10	-8.90	74.00	Peak

Note:

1. " *", means this data is the worst emission level.
2. C.F (Correction Factor) = Antenna Factor (dB)+ Cable Loss (dB).
3. Measurement(dBuV/m) = Reading(dBuV) + C.F (Correction Factor).
4.The emission levels of other frequencies are very lower than the limit and not show in test report.

EUT	AX5400 Wi-Fi 6 Router	Date of Test	2020-12-09
Factor	BBHA 9120D	Temp. / Humidity	22.6°C/24%
Polarity	Vertical	Site / Test Engineer	AC1 / Jay
Test Mode	Transmit by 802.11n-HT40 at Channel 2447MHz	Test Voltage	AC 120V/60Hz

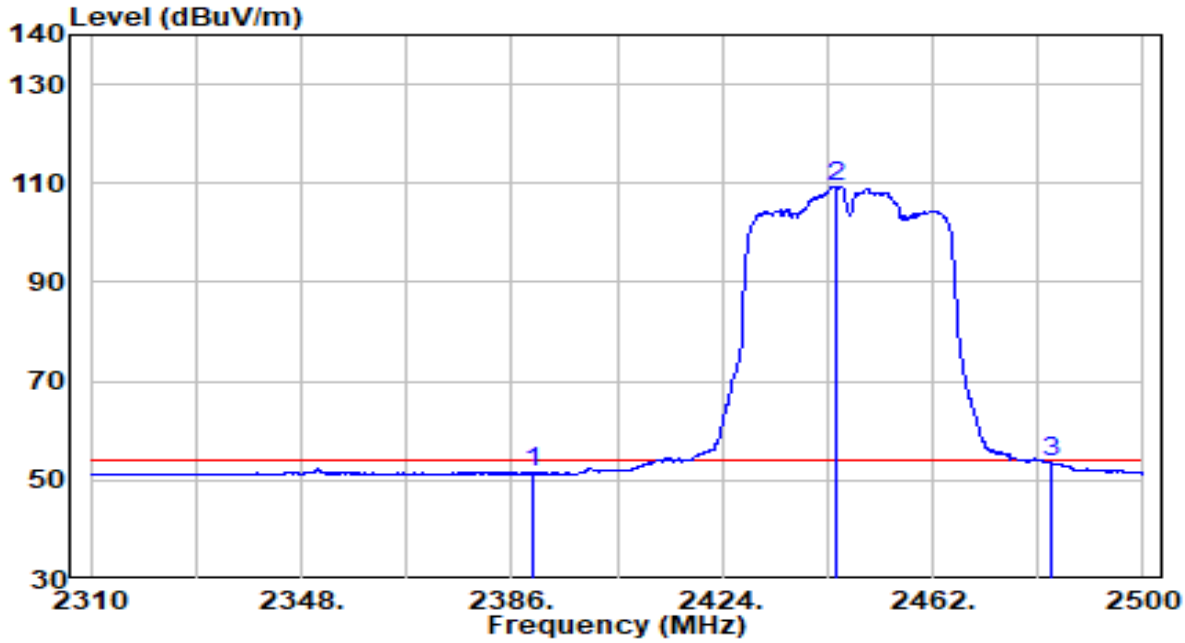

No		Frequency (MHz)	Reading (dBuV)	C.F (dB)	Measurement (dBuV/m)	Margin (dB)	Limit (dBuV/m)	Remark (QP/PK/AV)
1		2390.000	19.11	32.30	51.41	-2.59	54.00	Average
2	*	2444.425	76.93	32.54	109.46	N/A	N/A	Average
3		2483.470	20.83	32.71	53.54	-0.46	54.00	Average

Note:

1. " *", means this data is the worst emission level.
2. C.F (Correction Factor) = Antenna Factor (dB)+ Cable Loss (dB).
3. Measurement(dBuV/m) = Reading(dBuV) + C.F (Correction Factor).
4.The emission levels of other frequencies are very lower than the limit and not show in test report.

EUT	AX5400 Wi-Fi 6 Router	Date of Test	2020-12-09
Factor	BBHA 9120D	Temp. / Humidity	21.9°C/32%
Polarity	Horizontal	Site / Test Engineer	AC1 / Jay
Test Mode	Transmit by 802.11n-HT40 at Channel 2452MHz	Test Voltage	AC 120V/60Hz

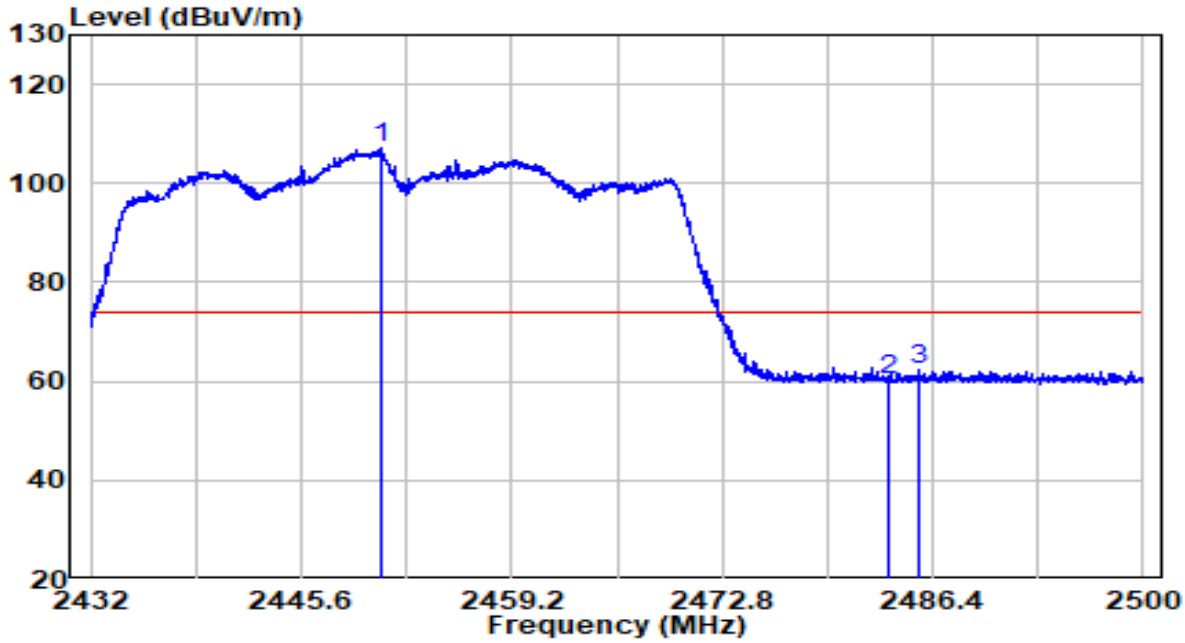

No		Frequency (MHz)	Reading (dBuV)	C.F (dB)	Measurement (dBuV/m)	Margin (dB)	Limit (dBuV/m)	Remark (QP/PK/AV)
1	*	2450.700	74.44	32.56	107.00	N/A	N/A	Peak
2		2483.500	27.57	32.71	60.27	-13.73	74.00	Peak
3		2485.482	29.44	32.72	62.15	-11.85	74.00	Peak

Note:

1. " *", means this data is the worst emission level.
2. C.F (Correction Factor) = Antenna Factor (dB)+ Cable Loss (dB).
3. Measurement(dBuV/m) = Reading(dBuV) + C.F (Correction Factor).
4.The emission levels of other frequencies are very lower than the limit and not show in test report.

EUT	AX5400 Wi-Fi 6 Router	Date of Test	2020-12-09
Factor	BBHA 9120D	Temp. / Humidity	21.9°C/32%
Polarity	Horizontal	Site / Test Engineer	AC1 / Jay
Test Mode	Transmit by 802.11n-HT40 at Channel 2452MHz	Test Voltage	AC 120V/60Hz

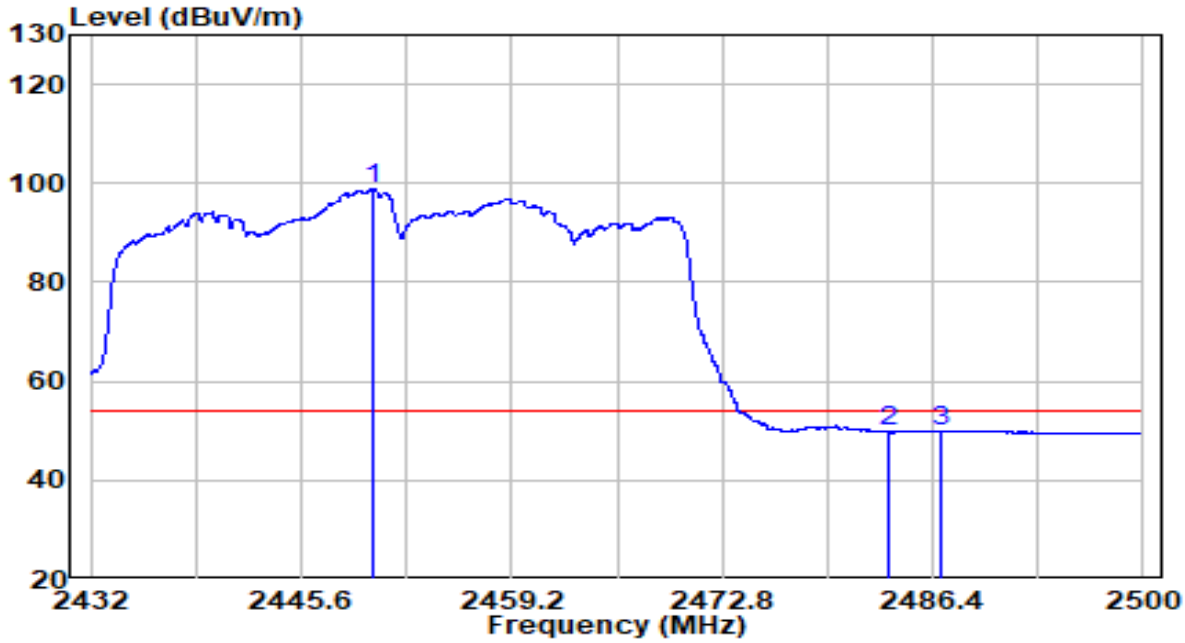

No		Frequency (MHz)	Reading (dBuV)	C.F (dB)	Measurement (dBuV/m)	Margin (dB)	Limit (dBuV/m)	Remark (QP/PK/AV)
1	*	2450.292	66.25	32.56	98.81	N/A	N/A	Average
2		2483.500	17.07	32.71	49.78	-4.22	54.00	Average
3		2486.978	17.32	32.72	50.04	-3.96	54.00	Average

Note:

1. " *", means this data is the worst emission level.
2. C.F (Correction Factor) = Antenna Factor (dB)+ Cable Loss (dB).
3. Measurement(dBuV/m) = Reading(dBuV) + C.F (Correction Factor).
4.The emission levels of other frequencies are very lower than the limit and not show in test report.

EUT	AX5400 Wi-Fi 6 Router	Date of Test	2020-12-09
Factor	BBHA 9120D	Temp. / Humidity	21.9°C/32%
Polarity	Vertical	Site / Test Engineer	AC1 / Jay
Test Mode	Transmit by 802.11n-HT40 at Channel 2452MHz	Test Voltage	AC 120V/60Hz

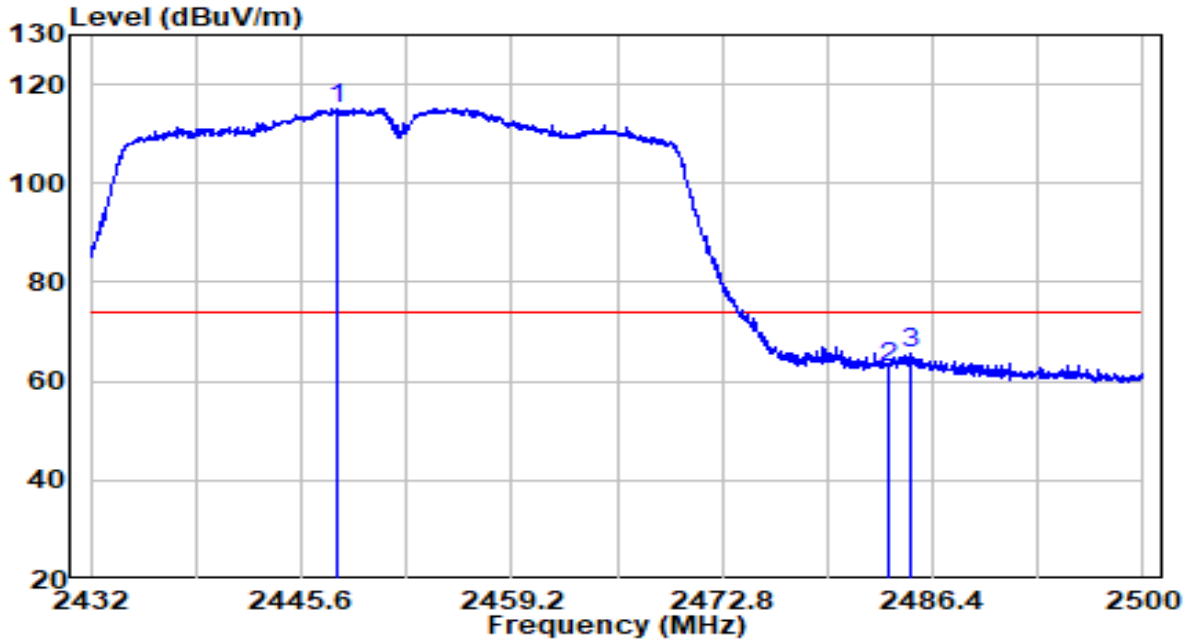

No		Frequency (MHz)	Reading (dBuV)	C.F (dB)	Measurement (dBuV/m)	Margin (dB)	Limit (dBuV/m)	Remark (QP/PK/AV)
1	*	2447.946	82.62	32.55	115.17	N/A	N/A	Peak
2		2483.500	30.11	32.71	62.82	-11.18	74.00	Peak
3		2484.904	32.80	32.71	65.52	-8.48	74.00	Peak

Note:

1. " *", means this data is the worst emission level.
2. C.F (Correction Factor) = Antenna Factor (dB)+ Cable Loss (dB).
3. Measurement(dBuV/m) = Reading(dBuV) + C.F (Correction Factor).
4.The emission levels of other frequencies are very lower than the limit and not show in test report.

EUT	AX5400 Wi-Fi 6 Router	Date of Test	2020-12-09
Factor	BBHA 9120D	Temp. / Humidity	21.9°C/32%
Polarity	Vertical	Site / Test Engineer	AC1 / Jay
Test Mode	Transmit by 802.11n-HT40 at Channel 2452MHz	Test Voltage	AC 120V/60Hz

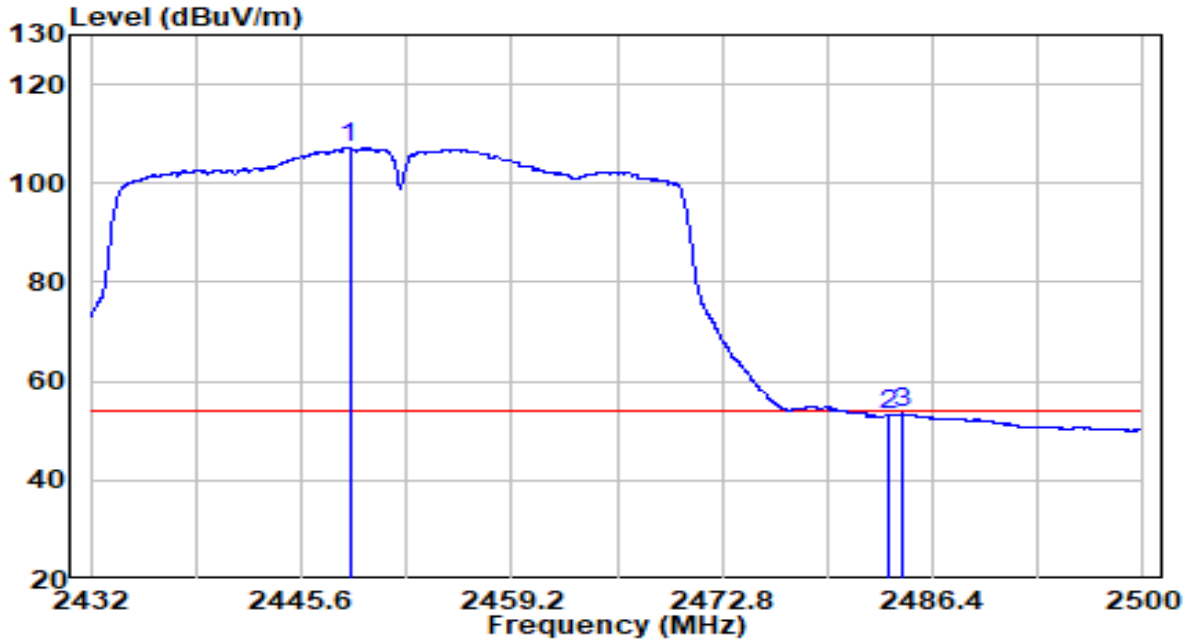

No		Frequency (MHz)	Reading (dBuV)	C.F (dB)	Measurement (dBuV/m)	Margin (dB)	Limit (dBuV/m)	Remark (QP/PK/AV)
1	*	2448.728	74.55	32.55	107.10	N/A	N/A	Average
2		2483.500	20.48	32.71	53.18	-0.82	54.00	Average
3		2484.496	20.74	32.71	53.45	-0.55	54.00	Average

Note:

1. " *", means this data is the worst emission level.
2. C.F (Correction Factor) = Antenna Factor (dB)+ Cable Loss (dB).
3. Measurement(dBuV/m) = Reading(dBuV) + C.F (Correction Factor).
4.The emission levels of other frequencies are very lower than the limit and not show in test report.

EUT	AX5400 Wi-Fi 6 Router	Date of Test	2020-12-09
Factor	BBHA 9120D	Temp. / Humidity	21.9°C/32%
Polarity	Horizontal	Site / Test Engineer	AC1 / Jay
Test Mode	Transmit by 802.11ax-HE20 at Channel 2412MHz	Test Voltage	AC 120V/60Hz

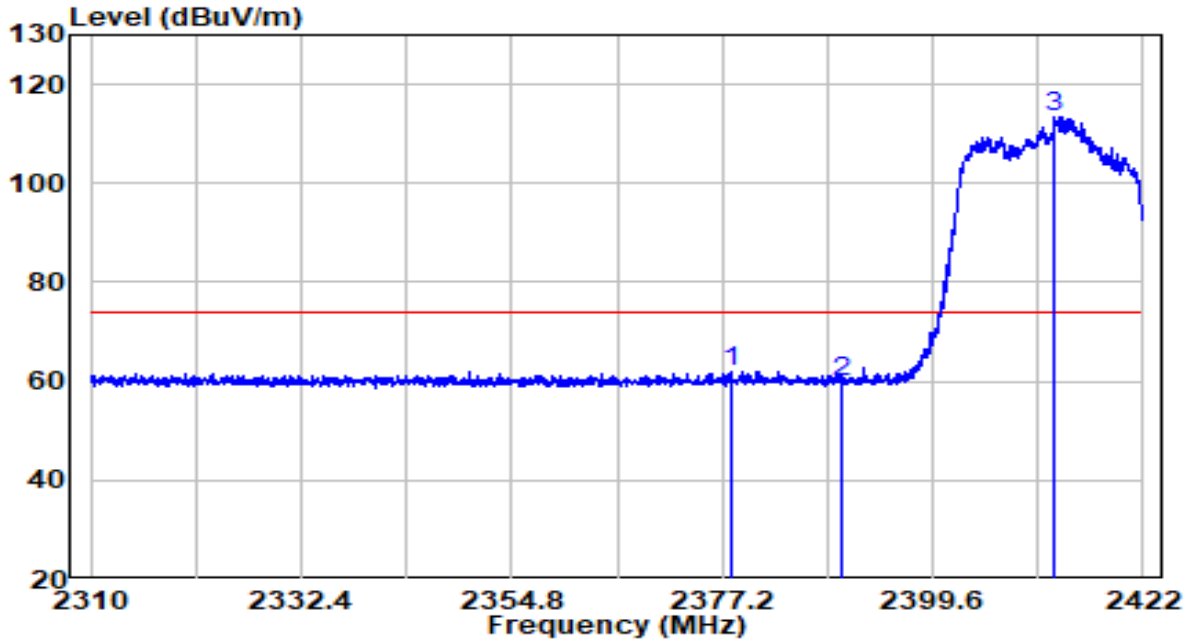

No		Frequency (MHz)	Reading (dBuV)	C.F (dB)	Measurement (dBuV/m)	Margin (dB)	Limit (dBuV/m)	Remark (QP/PK/AV)
1		2378.096	29.88	32.24	62.13	-11.87	74.00	Peak
2		2390.000	27.46	32.30	59.76	-14.24	74.00	Peak
3	*	2412.648	80.87	32.40	113.26	N/A	N/A	Peak

Note:

1. " *", means this data is the worst emission level.
2. C.F (Correction Factor) = Antenna Factor (dB)+ Cable Loss (dB).
3. Measurement(dBuV/m) = Reading(dBuV) + C.F (Correction Factor).
4.The emission levels of other frequencies are very lower than the limit and not show in test report.

EUT	AX5400 Wi-Fi 6 Router	Date of Test	2020-12-09
Factor	BBHA 9120D	Temp. / Humidity	21.9°C/32%
Polarity	Horizontal	Site / Test Engineer	AC1 / Jay
Test Mode	Transmit by 802.11ax-HE20 at Channel 2412MHz	Test Voltage	AC 120V/60Hz

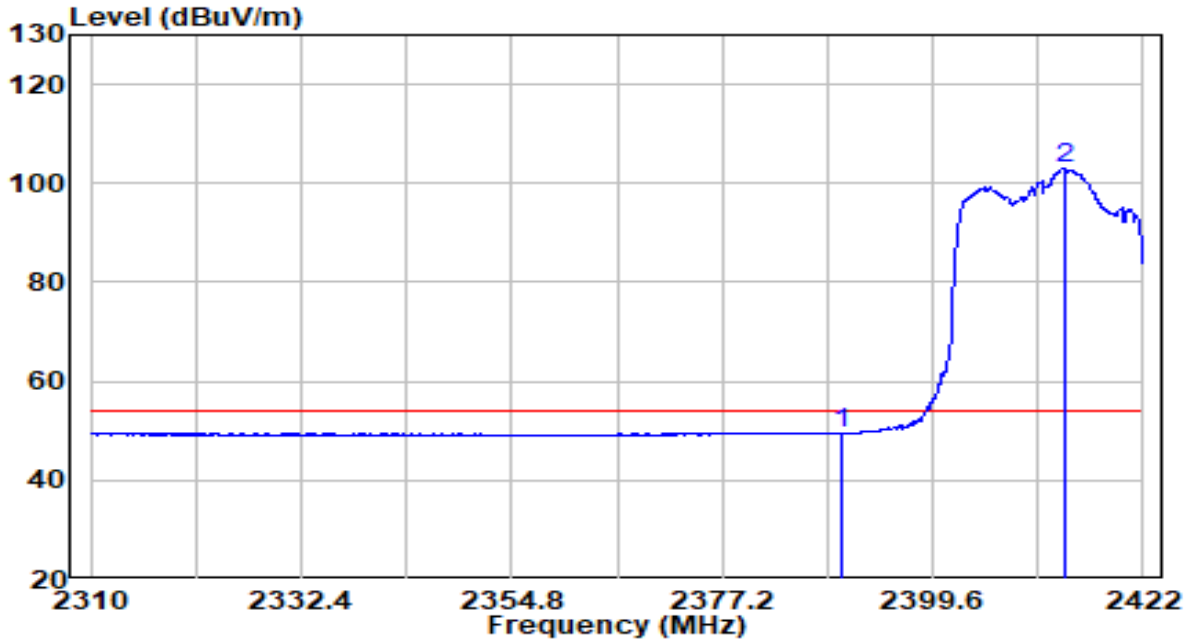

No		Frequency (MHz)	Reading (dBuV)	C.F (dB)	Measurement (dBuV/m)	Margin (dB)	Limit (dBuV/m)	Remark (QP/PK/AV)
1		2390.000	17.06	32.30	49.36	-4.64	54.00	Average
2	*	2413.544	70.50	32.40	102.90	N/A	N/A	Average

Note:

1. " *", means this data is the worst emission level.
2. C.F (Correction Factor) = Antenna Factor (dB)+ Cable Loss (dB).
3. Measurement(dBuV/m) = Reading(dBuV) + C.F (Correction Factor).
4.The emission levels of other frequencies are very lower than the limit and not show in test report.

EUT	AX5400 Wi-Fi 6 Router	Date of Test	2020-12-09
Factor	BBHA 9120D	Temp. / Humidity	21.9°C/32%
Polarity	Vertical	Site / Test Engineer	AC1 / Jay
Test Mode	Transmit by 802.11ax-HE20 at Channel 2412MHz	Test Voltage	AC 120V/60Hz

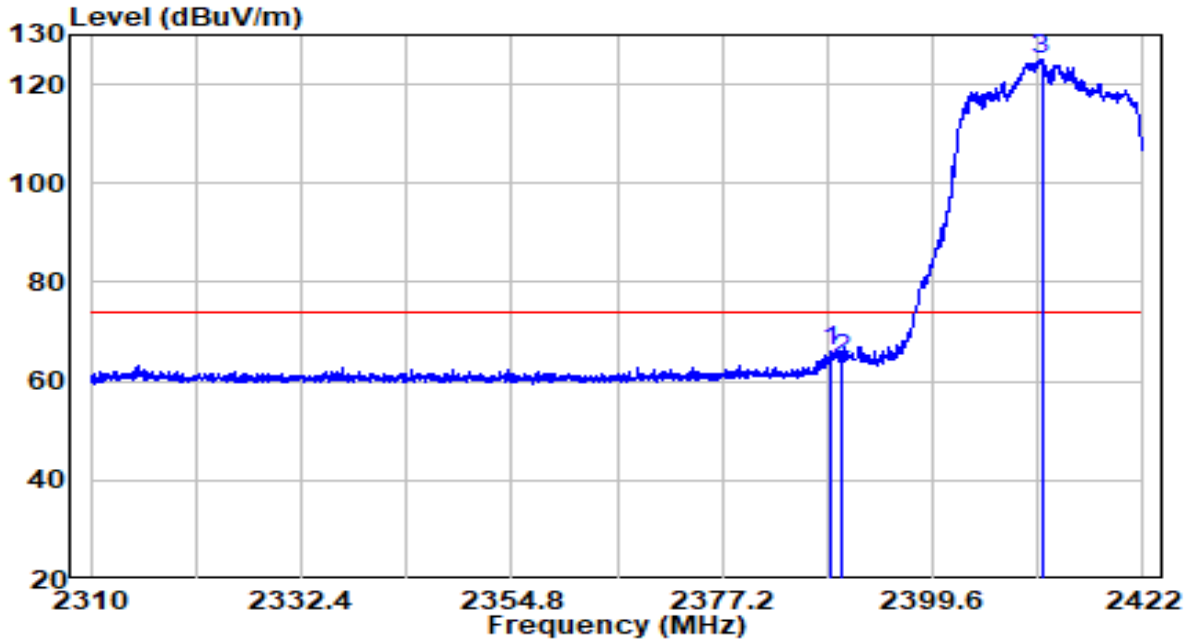

No		Frequency (MHz)	Reading (dBuV)	C.F (dB)	Measurement (dBuV/m)	Margin (dB)	Limit (dBuV/m)	Remark (QP/PK/AV)
1		2388.624	33.88	32.29	66.17	-7.83	74.00	Peak
2		2390.000	32.10	32.30	64.40	-9.60	74.00	Peak
3	*	2411.192	92.78	32.39	125.17	N/A	N/A	Peak

Note:

1. " *", means this data is the worst emission level.
2. C.F (Correction Factor) = Antenna Factor (dB)+ Cable Loss (dB).
3. Measurement(dBuV/m) = Reading(dBuV) + C.F (Correction Factor).
4.The emission levels of other frequencies are very lower than the limit and not show in test report.

EUT	AX5400 Wi-Fi 6 Router	Date of Test	2020-12-09
Factor	BBHA 9120D	Temp. / Humidity	21.9°C/32%
Polarity	Vertical	Site / Test Engineer	AC1 / Jay
Test Mode	Transmit by 802.11ax-HE20 at Channel 2412MHz	Test Voltage	AC 120V/60Hz

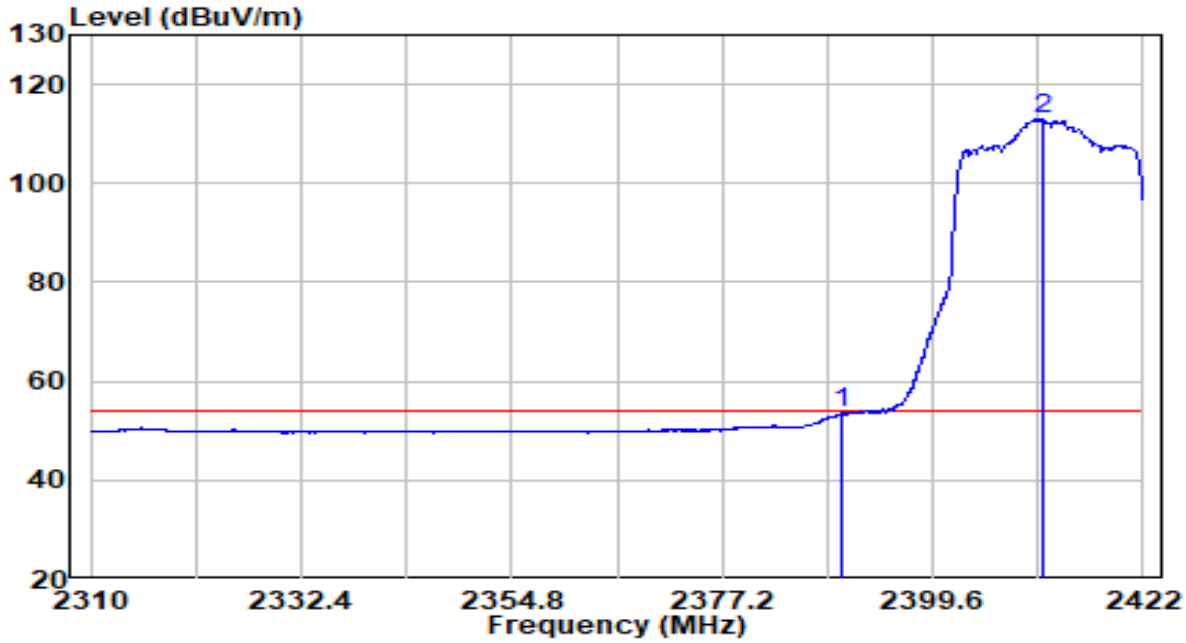

No		Frequency (MHz)	Reading (dBuV)	C.F (dB)	Measurement (dBuV/m)	Margin (dB)	Limit (dBuV/m)	Remark (QP/PK/AV)
1		2390.000	21.15	32.30	53.44	-0.56	54.00	Average
2	*	2411.248	80.63	32.39	113.02	N/A	N/A	Average

Note:

1. " *", means this data is the worst emission level.
2. C.F (Correction Factor) = Antenna Factor (dB)+ Cable Loss (dB).
3. Measurement(dBuV/m) = Reading(dBuV) + C.F (Correction Factor).
4.The emission levels of other frequencies are very lower than the limit and not show in test report.

EUT	AX5400 Wi-Fi 6 Router	Date of Test	2020-12-09
Factor	BBHA 9120D	Temp. / Humidity	22.6°C/24%
Polarity	Vertical	Site / Test Engineer	AC1 / Jay
Test Mode	Transmit by 802.11ax-HE20 at Channel 2417MHz	Test Voltage	AC 120V/60Hz

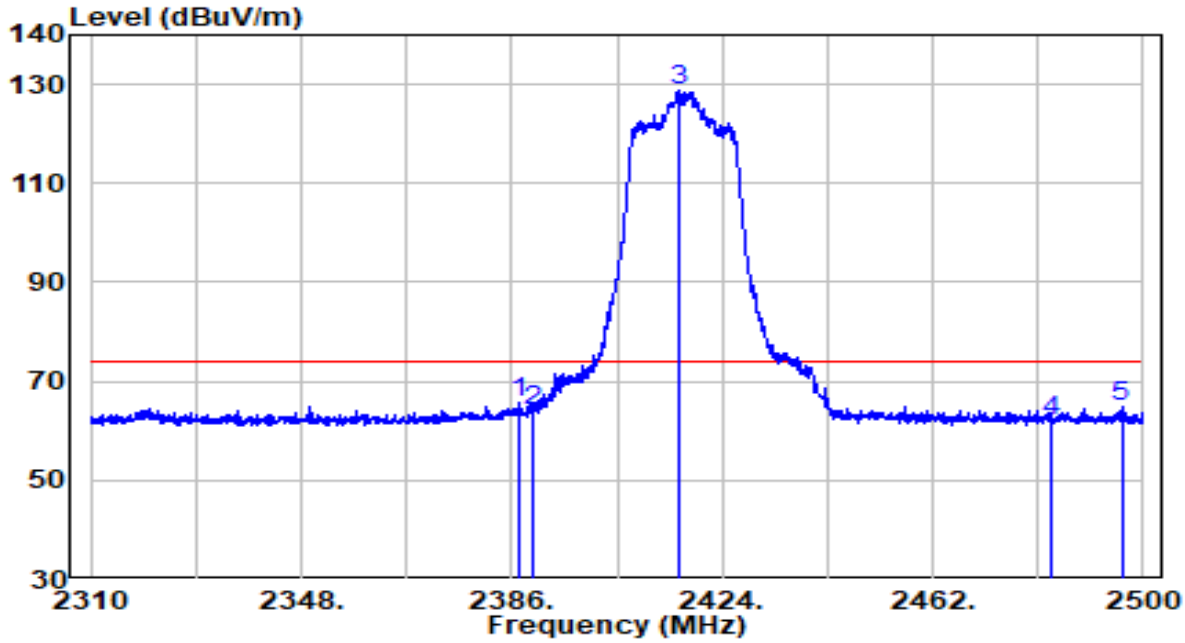

No		Frequency (MHz)	Reading (dBuV)	C.F (dB)	Measurement (dBuV/m)	Margin (dB)	Limit (dBuV/m)	Remark (QP/PK/AV)
1		2387.140	33.30	32.28	65.59	-8.41	74.00	Peak
2		2390.000	31.68	32.30	63.98	-10.02	74.00	Peak
3	*	2416.115	96.29	32.41	128.70	N/A	N/A	Peak
4		2483.500	29.19	32.71	61.90	-12.10	74.00	Peak
5		2496.105	32.31	32.76	65.07	-8.93	74.00	Peak

Note:

1. " *", means this data is the worst emission level.
2. C.F (Correction Factor) = Antenna Factor (dB)+ Cable Loss (dB).
3. Measurement(dBuV/m) = Reading(dBuV) + C.F (Correction Factor).
4.The emission levels of other frequencies are very lower than the limit and not show in test report.

EUT	AX5400 Wi-Fi 6 Router	Date of Test	2020-12-09
Factor	BBHA 9120D	Temp. / Humidity	22.6°C/24%
Polarity	Vertical	Site / Test Engineer	AC1 / Jay
Test Mode	Transmit by 802.11ax-HE20 at Channel 2417MHz	Test Voltage	AC 120V/60Hz

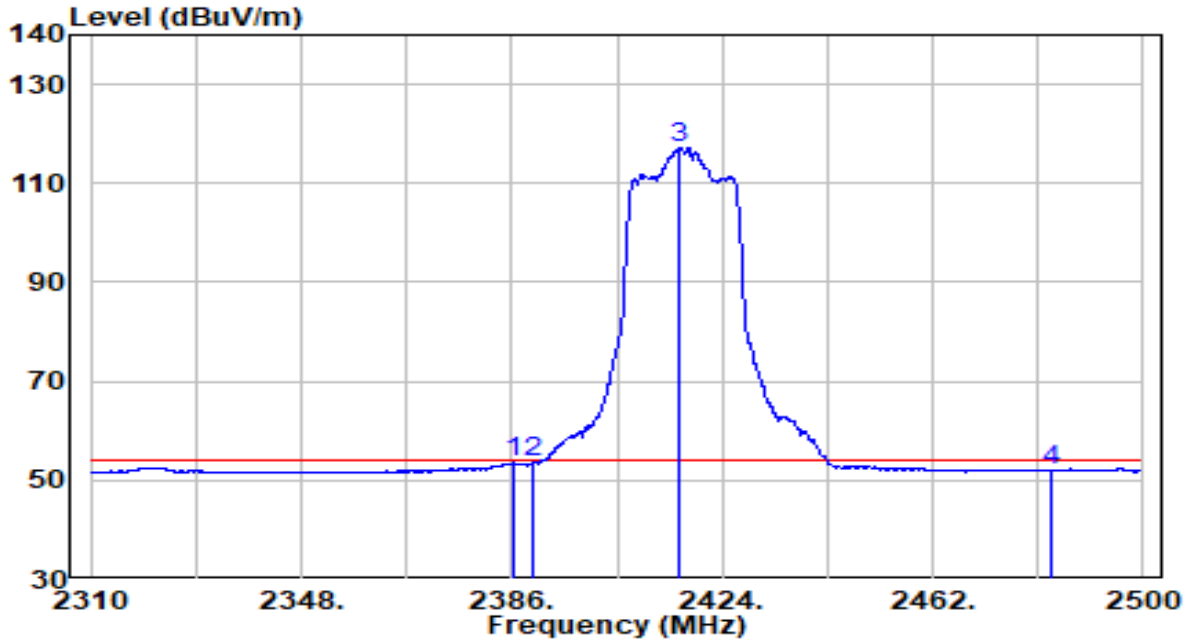

No		Frequency (MHz)	Reading (dBuV)	C.F (dB)	Measurement (dBuV/m)	Margin (dB)	Limit (dBuV/m)	Remark (QP/PK/AV)
1		2386.190	21.30	32.28	53.58	-0.42	54.00	Average
2		2390.000	21.21	32.30	53.50	-0.50	54.00	Average
3	*	2416.210	84.72	32.41	117.13	N/A	N/A	Average
4		2483.500	19.24	32.71	51.95	-2.05	54.00	Average

Note:

1. " *", means this data is the worst emission level.
2. C.F (Correction Factor) = Antenna Factor (dB)+ Cable Loss (dB).
3. Measurement(dBuV/m) = Reading(dBuV) + C.F (Correction Factor).
4.The emission levels of other frequencies are very lower than the limit and not show in test report.

EUT	AX5400 Wi-Fi 6 Router	Date of Test	2020-12-09
Factor	BBHA 9120D	Temp. / Humidity	22.6°C/24%
Polarity	Vertical	Site / Test Engineer	AC1 / Jay
Test Mode	Transmit by 802.11ax-HE20 at Channel 2422MHz	Test Voltage	AC 120V/60Hz

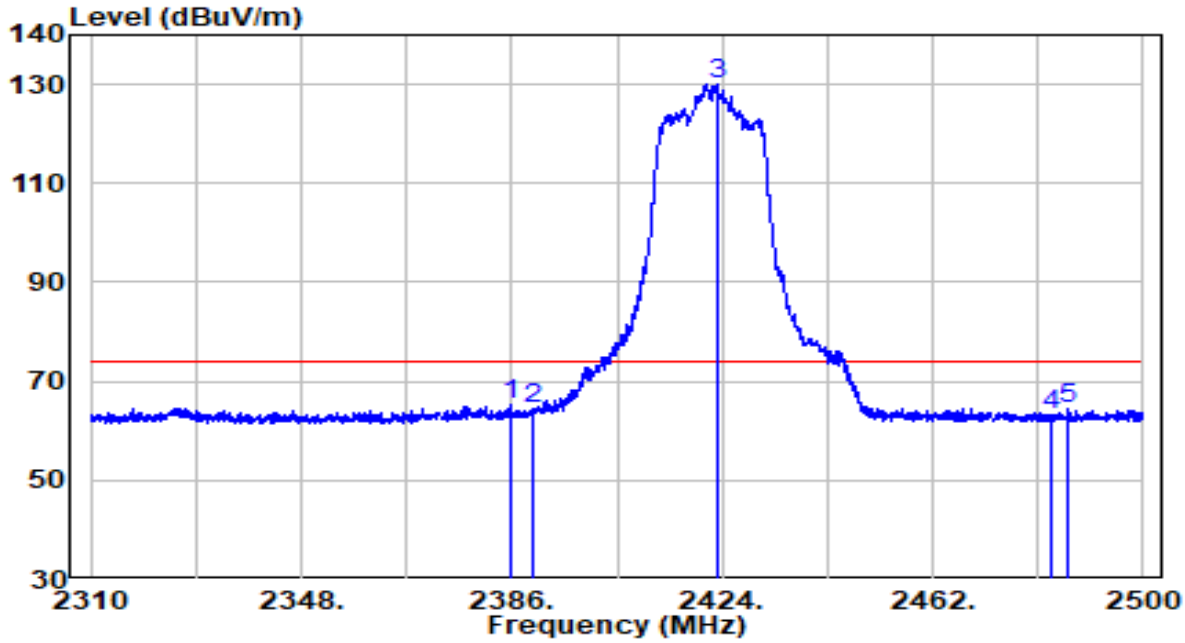

No		Frequency (MHz)	Reading (dBuV)	C.F (dB)	Measurement (dBuV/m)	Margin (dB)	Limit (dBuV/m)	Remark (QP/PK/AV)
1		2385.620	33.08	32.28	65.36	-8.64	74.00	Peak
2		2390.000	32.13	32.30	64.43	-9.57	74.00	Peak
3	*	2422.955	97.49	32.44	129.93	N/A	N/A	Peak
4		2483.500	30.31	32.71	63.02	-10.98	74.00	Peak
5		2486.605	31.77	32.72	64.49	-9.51	74.00	Peak

Note:

1. " *", means this data is the worst emission level.
2. C.F (Correction Factor) = Antenna Factor (dB)+ Cable Loss (dB).
3. Measurement(dBuV/m) = Reading(dBuV) + C.F (Correction Factor).
4.The emission levels of other frequencies are very lower than the limit and not show in test report.

EUT	AX5400 Wi-Fi 6 Router	Date of Test	2020-12-09
Factor	BBHA 9120D	Temp. / Humidity	22.6°C/24%
Polarity	Vertical	Site / Test Engineer	AC1 / Jay
Test Mode	Transmit by 802.11ax-HE20 at Channel 2422MHz	Test Voltage	AC 120V/60Hz

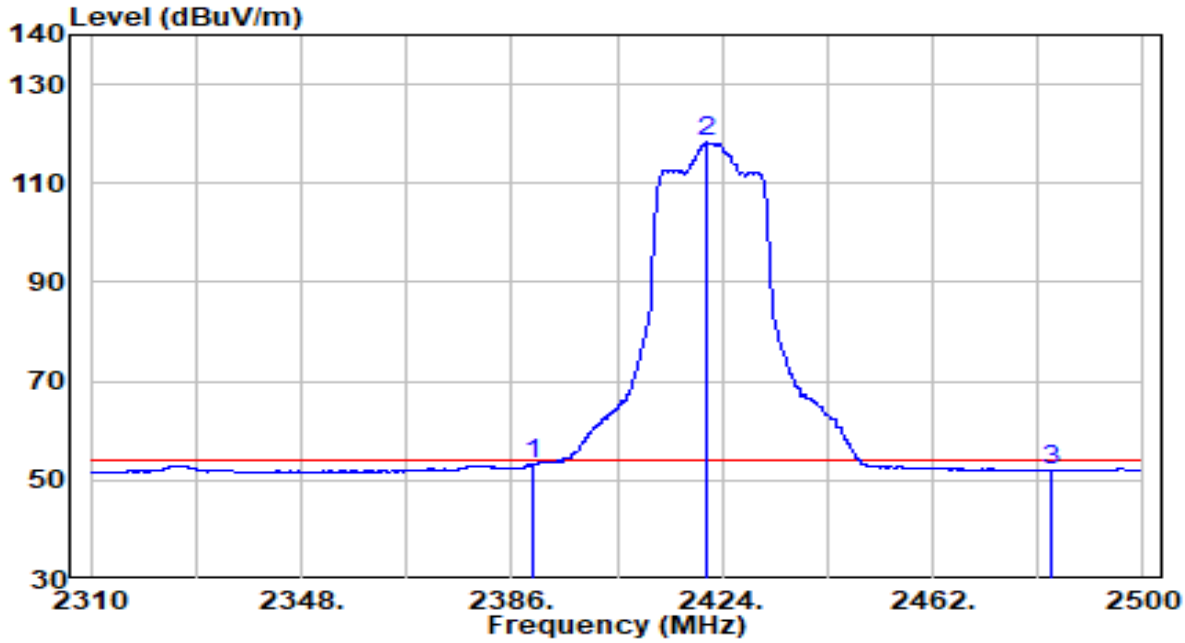

No		Frequency (MHz)	Reading (dBuV)	C.F (dB)	Measurement (dBuV/m)	Margin (dB)	Limit (dBuV/m)	Remark (QP/PK/AV)
1		2390.000	20.93	32.30	53.23	-0.77	54.00	Average
2	*	2421.245	85.80	32.43	118.24	N/A	N/A	Average
3		2483.500	19.38	32.71	52.09	-1.91	54.00	Average

Note:

1. " *", means this data is the worst emission level.
2. C.F (Correction Factor) = Antenna Factor (dB)+ Cable Loss (dB).
3. Measurement(dBuV/m) = Reading(dBuV) + C.F (Correction Factor).
4.The emission levels of other frequencies are very lower than the limit and not show in test report.

EUT	AX5400 Wi-Fi 6 Router	Date of Test	2020-12-09
Factor	BBHA 9120D	Temp. / Humidity	22.6°C/24%
Polarity	Vertical	Site / Test Engineer	AC1 / Jay
Test Mode	Transmit by 802.11ax-HE20 at Channel 2427MHz	Test Voltage	AC 120V/60Hz

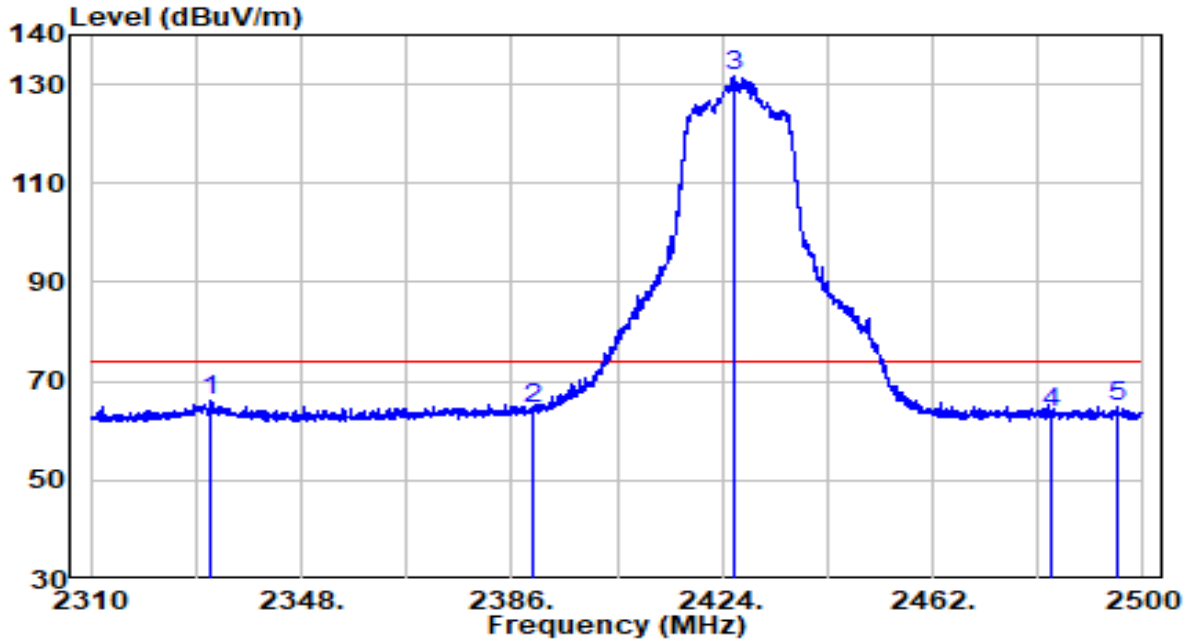

No		Frequency (MHz)	Reading (dBuV)	C.F (dB)	Measurement (dBuV/m)	Margin (dB)	Limit (dBuV/m)	Remark (QP/PK/AV)
1		2331.565	34.00	32.04	66.03	-7.97	74.00	Peak
2		2390.000	32.11	32.30	64.40	-9.60	74.00	Peak
3	*	2425.995	99.16	32.45	131.62	N/A	N/A	Peak
4		2483.500	30.83	32.71	63.54	-10.46	74.00	Peak
5		2495.345	32.09	32.76	64.85	-9.15	74.00	Peak

Note:

1. " *", means this data is the worst emission level.
2. C.F (Correction Factor) = Antenna Factor (dB)+ Cable Loss (dB).
3. Measurement(dBuV/m) = Reading(dBuV) + C.F (Correction Factor).
4.The emission levels of other frequencies are very lower than the limit and not show in test report.

EUT	AX5400 Wi-Fi 6 Router	Date of Test	2020-12-09
Factor	BBHA 9120D	Temp. / Humidity	22.6°C/24%
Polarity	Vertical	Site / Test Engineer	AC1 / Jay
Test Mode	Transmit by 802.11ax-HE20 at Channel 2427MHz	Test Voltage	AC 120V/60Hz

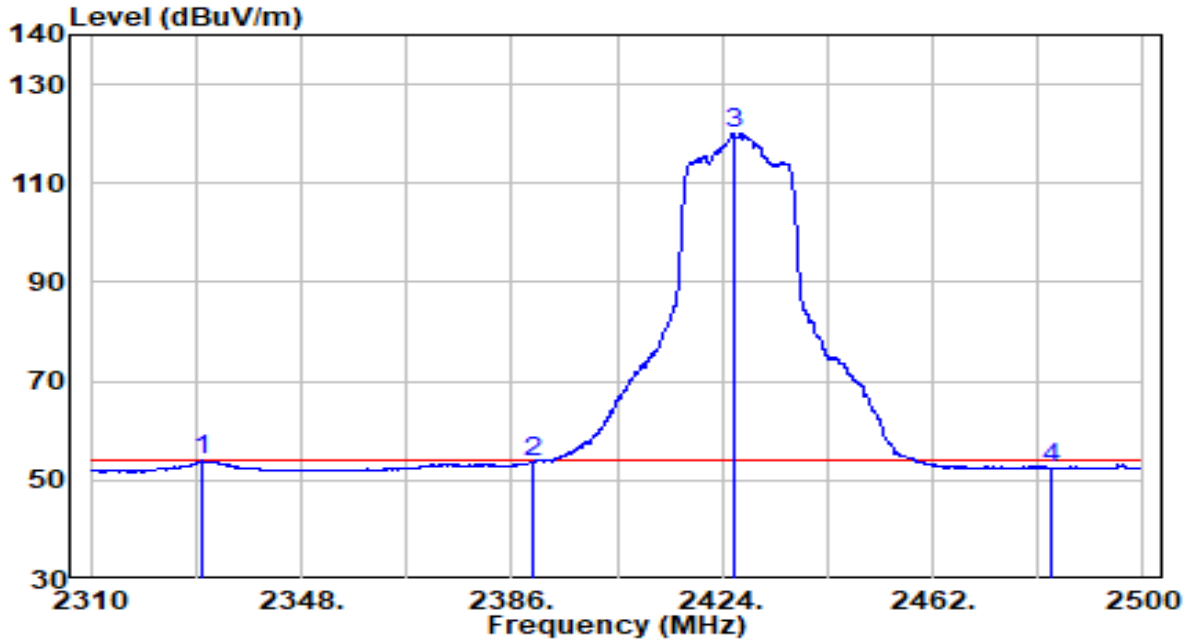

No		Frequency (MHz)	Reading (dBuV)	C.F (dB)	Measurement (dBuV/m)	Margin (dB)	Limit (dBuV/m)	Remark (QP/PK/AV)
1		2330.045	21.89	32.03	53.92	-0.08	54.00	Average
2		2390.000	21.50	32.30	53.80	-0.20	54.00	Average
3	*	2425.995	87.62	32.45	120.07	N/A	N/A	Average
4		2483.500	19.77	32.71	52.48	-1.52	54.00	Average

Note:

1. " *", means this data is the worst emission level.
2. C.F (Correction Factor) = Antenna Factor (dB)+ Cable Loss (dB).
3. Measurement(dBuV/m) = Reading(dBuV) + C.F (Correction Factor).
4.The emission levels of other frequencies are very lower than the limit and not show in test report.

EUT	AX5400 Wi-Fi 6 Router	Date of Test	2020-12-09
Factor	BBHA 9120D	Temp. / Humidity	21.9°C/32%
Polarity	Horizontal	Site / Test Engineer	AC1 / Jay
Test Mode	Transmit by 802.11ax-HE20 at Channel 2437MHz	Test Voltage	AC 120V/60Hz

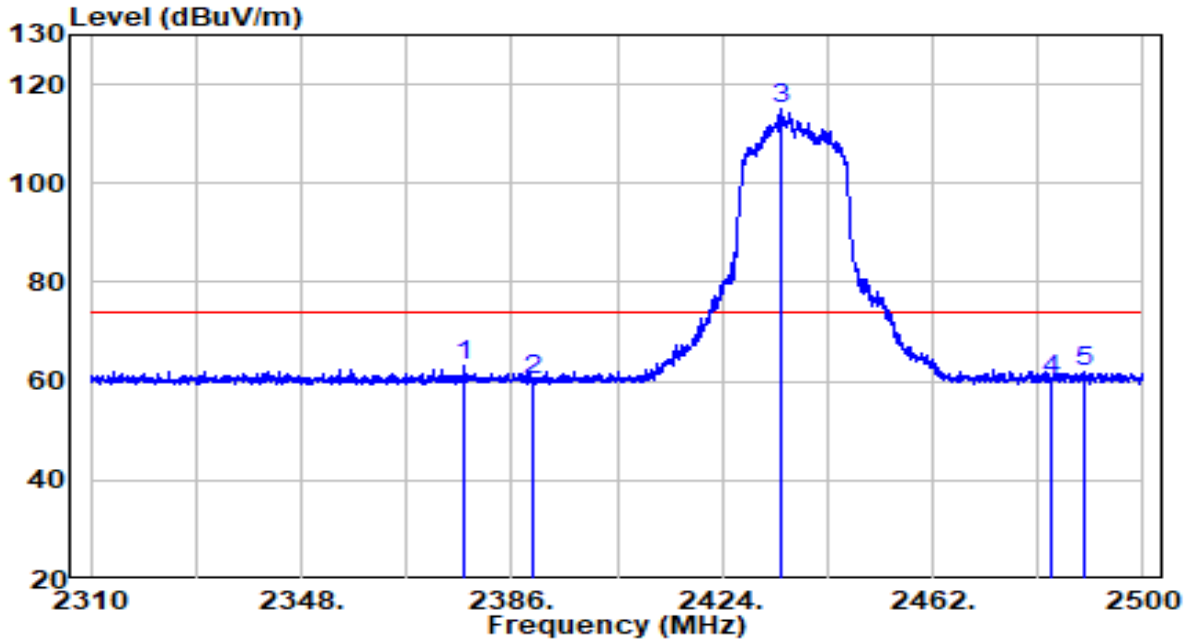

No		Frequency (MHz)	Reading (dBuV)	C.F (dB)	Measurement (dBuV/m)	Margin (dB)	Limit (dBuV/m)	Remark (QP/PK/AV)
1		2377.545	30.92	32.24	63.16	-10.84	74.00	Peak
2		2390.000	27.97	32.30	60.26	-13.74	74.00	Peak
3	*	2434.640	82.57	32.49	115.06	N/A	N/A	Peak
4		2483.500	27.63	32.71	60.34	-13.66	74.00	Peak
5		2489.550	29.05	32.73	61.79	-12.21	74.00	Peak

Note:

1. " *", means this data is the worst emission level.
2. C.F (Correction Factor) = Antenna Factor (dB)+ Cable Loss (dB).
3. Measurement(dBuV/m) = Reading(dBuV) + C.F (Correction Factor).
4.The emission levels of other frequencies are very lower than the limit and not show in test report.

EUT	AX5400 Wi-Fi 6 Router	Date of Test	2020-12-09
Factor	BBHA 9120D	Temp. / Humidity	21.9°C/32%
Polarity	Horizontal	Site / Test Engineer	AC1 / Jay
Test Mode	Transmit by 802.11ax-HE20 at Channel 2437MHz	Test Voltage	AC 120V/60Hz

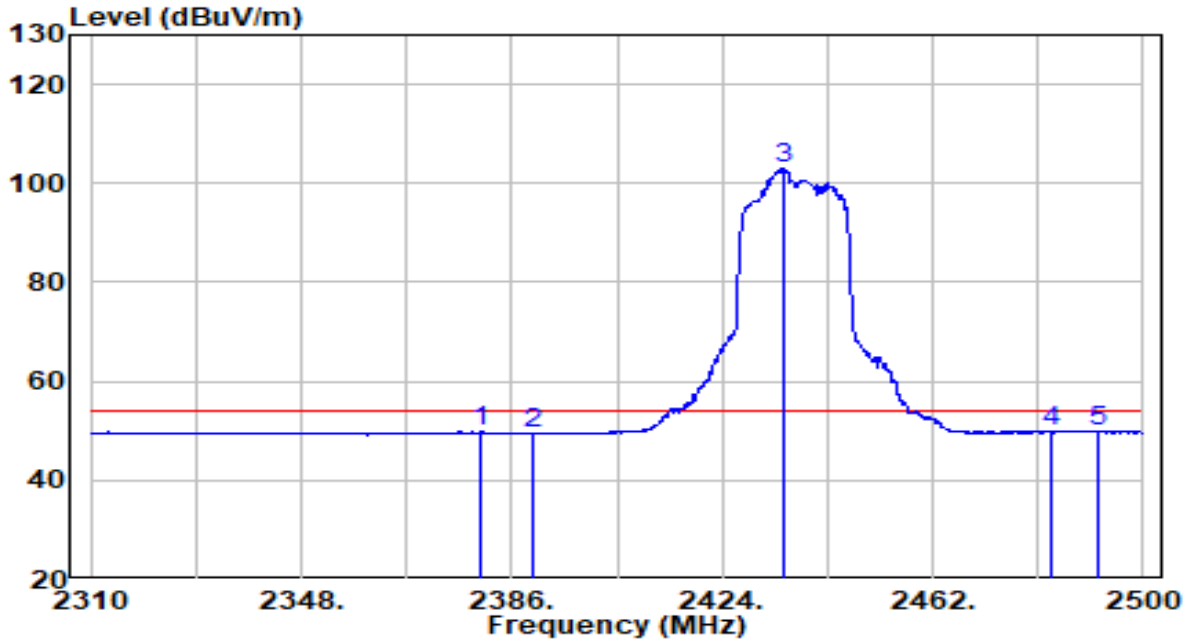

No		Frequency (MHz)	Reading (dBuV)	C.F (dB)	Measurement (dBuV/m)	Margin (dB)	Limit (dBuV/m)	Remark (QP/PK/AV)
1		2380.300	17.46	32.25	49.72	-4.28	54.00	Average
2		2390.000	17.18	32.30	49.47	-4.53	54.00	Average
3	*	2435.115	70.62	32.49	103.11	N/A	N/A	Average
4		2483.500	17.02	32.71	49.73	-4.27	54.00	Average
5		2491.925	17.15	32.74	49.90	-4.10	54.00	Average

Note:

1. " *", means this data is the worst emission level.
2. C.F (Correction Factor) = Antenna Factor (dB)+ Cable Loss (dB).
3. Measurement(dBuV/m) = Reading(dBuV) + C.F (Correction Factor).
4.The emission levels of other frequencies are very lower than the limit and not show in test report.

EUT	AX5400 Wi-Fi 6 Router	Date of Test	2020-12-09
Factor	BBHA 9120D	Temp. / Humidity	21.9°C/32%
Polarity	Vertical	Site / Test Engineer	AC1 / Jay
Test Mode	Transmit by 802.11ax-HE20 at Channel 2437MHz	Test Voltage	AC 120V/60Hz

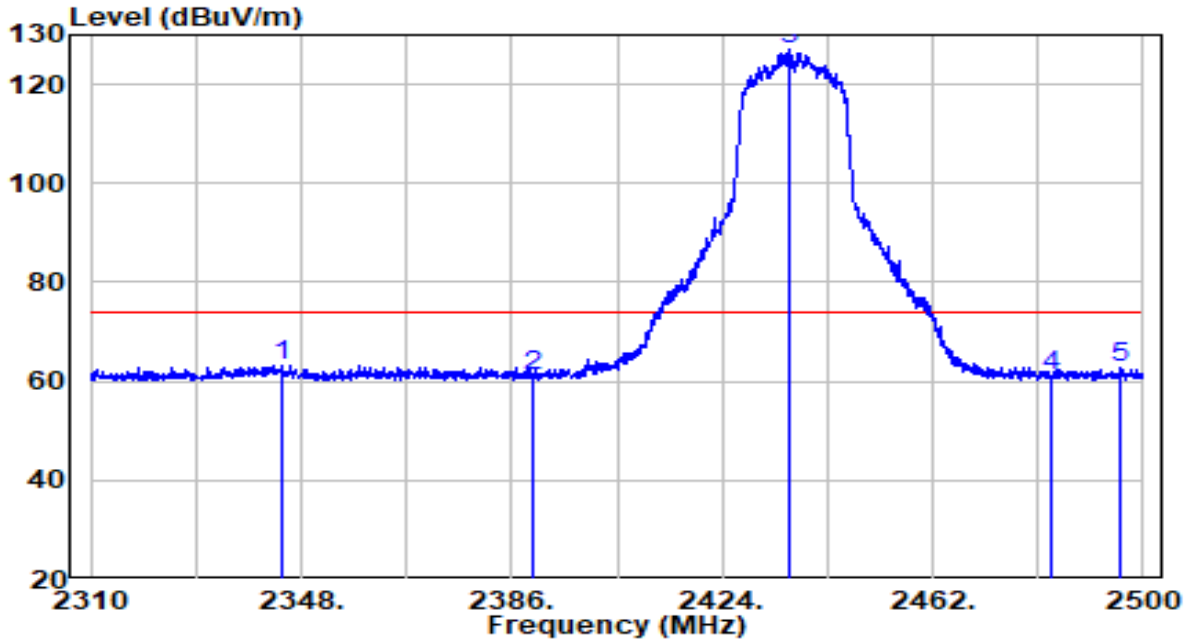

No		Frequency (MHz)	Reading (dBuV)	C.F (dB)	Measurement (dBuV/m)	Margin (dB)	Limit (dBuV/m)	Remark (QP/PK/AV)
1		2344.485	31.07	32.10	63.17	-10.83	74.00	Peak
2		2390.000	28.84	32.30	61.14	-12.86	74.00	Peak
3	*	2436.160	94.55	32.50	127.05	N/A	N/A	Peak
4		2483.500	28.40	32.71	61.10	-12.90	74.00	Peak
5		2495.725	30.10	32.76	62.86	-11.14	74.00	Peak

Note:

1. " *", means this data is the worst emission level.
2. C.F (Correction Factor) = Antenna Factor (dB)+ Cable Loss (dB).
3. Measurement(dBuV/m) = Reading(dBuV) + C.F (Correction Factor).
4.The emission levels of other frequencies are very lower than the limit and not show in test report.

EUT	AX5400 Wi-Fi 6 Router	Date of Test	2020-12-09
Factor	BBHA 9120D	Temp. / Humidity	21.9°C/32%
Polarity	Vertical	Site / Test Engineer	AC1 / Jay
Test Mode	Transmit by 802.11ax-HE20 at Channel 2437MHz	Test Voltage	AC 120V/60Hz

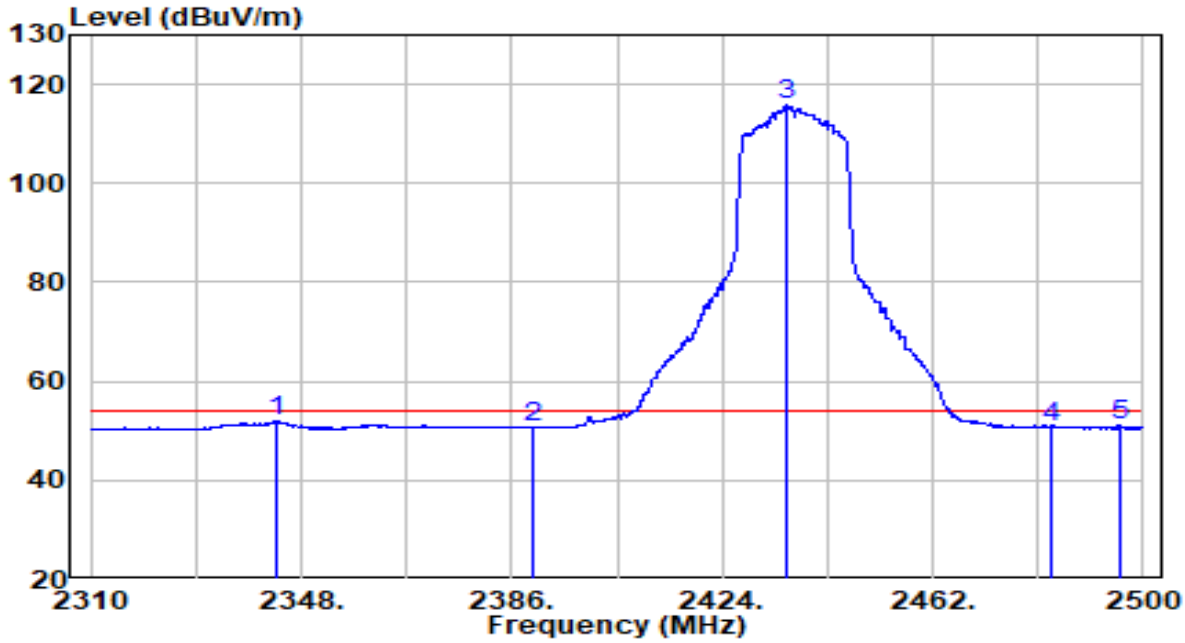

No		Frequency (MHz)	Reading (dBuV)	C.F (dB)	Measurement (dBuV/m)	Margin (dB)	Limit (dBuV/m)	Remark (QP/PK/AV)
1		2343.725	19.72	32.09	51.81	-2.19	54.00	Average
2		2390.000	18.45	32.30	50.74	-3.26	54.00	Average
3	*	2435.685	83.50	32.50	115.99	N/A	N/A	Average
4		2483.500	17.90	32.71	50.61	-3.39	54.00	Average
5		2495.725	18.25	32.76	51.01	-2.99	54.00	Average

Note:

1. " *", means this data is the worst emission level.
2. C.F (Correction Factor) = Antenna Factor (dB)+ Cable Loss (dB).
3. Measurement(dBuV/m) = Reading(dBuV) + C.F (Correction Factor).
4.The emission levels of other frequencies are very lower than the limit and not show in test report.

EUT	AX5400 Wi-Fi 6 Router	Date of Test	2020-12-09
Factor	BBHA 9120D	Temp. / Humidity	22.6°C/24%
Polarity	Vertical	Site / Test Engineer	AC1 / Jay
Test Mode	Transmit by 802.11ax-HE20 at Channel 2442MHz	Test Voltage	AC 120V/60Hz

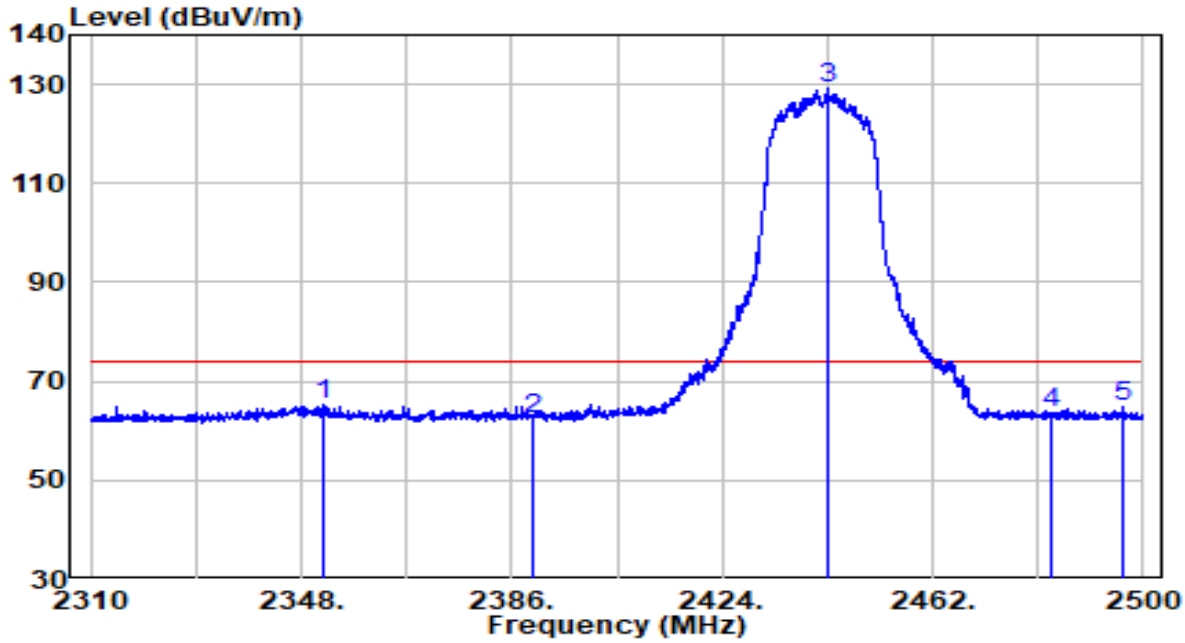

No		Frequency (MHz)	Reading (dBuV)	C.F (dB)	Measurement (dBuV/m)	Margin (dB)	Limit (dBuV/m)	Remark (QP/PK/AV)
1		2352.085	32.99	32.13	65.12	-8.88	74.00	Peak
2		2390.000	30.14	32.30	62.44	-11.56	74.00	Peak
3	*	2443.190	96.59	32.53	129.12	N/A	N/A	Peak
4		2483.500	30.92	32.71	63.63	-10.37	74.00	Peak
5		2496.200	31.93	32.76	64.69	-9.31	74.00	Peak

Note:

1. " *", means this data is the worst emission level.
2. C.F (Correction Factor) = Antenna Factor (dB)+ Cable Loss (dB).
3. Measurement(dBuV/m) = Reading(dBuV) + C.F (Correction Factor).
4.The emission levels of other frequencies are very lower than the limit and not show in test report.

EUT	AX5400 Wi-Fi 6 Router	Date of Test	2020-12-09
Factor	BBHA 9120D	Temp. / Humidity	22.6°C/24%
Polarity	Vertical	Site / Test Engineer	AC1 / Jay
Test Mode	Transmit by 802.11ax-HE20 at Channel 2442MHz	Test Voltage	AC 120V/60Hz

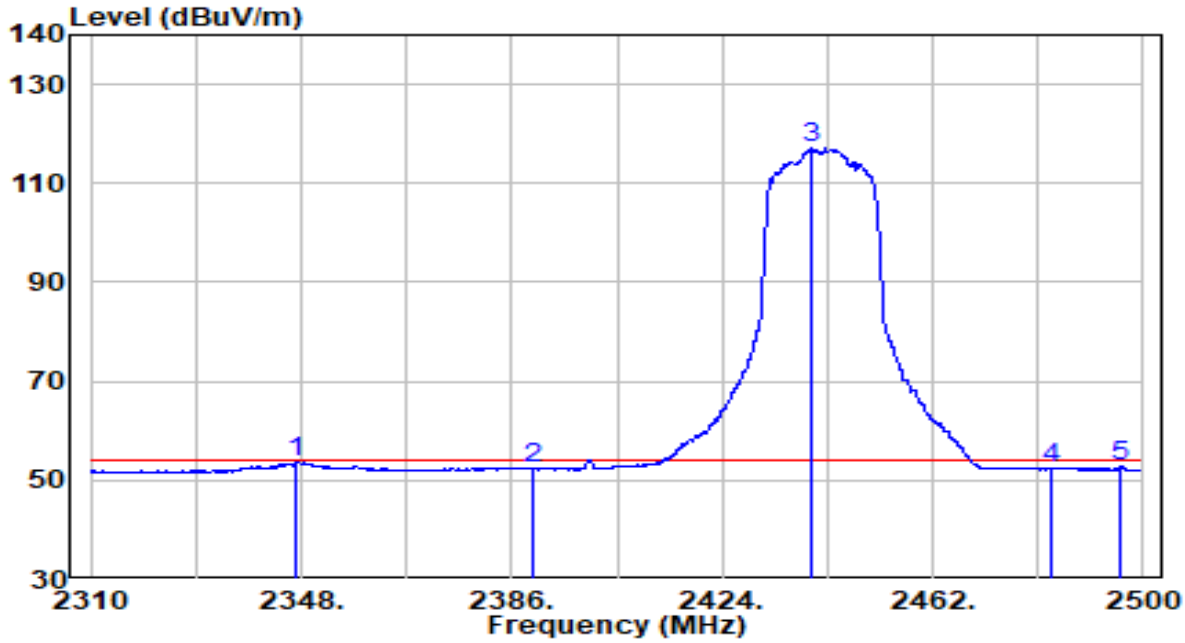

No		Frequency (MHz)	Reading (dBuV)	C.F (dB)	Measurement (dBuV/m)	Margin (dB)	Limit (dBuV/m)	Remark (QP/PK/AV)
1		2347.145	21.45	32.11	53.56	-0.44	54.00	Average
2		2390.000	19.93	32.30	52.23	-1.77	54.00	Average
3	*	2440.150	84.49	32.52	117.01	N/A	N/A	Average
4		2483.500	19.55	32.71	52.25	-1.75	54.00	Average
5		2496.010	20.10	32.76	52.86	-1.14	54.00	Average

Note:

1. " *", means this data is the worst emission level.
2. C.F (Correction Factor) = Antenna Factor (dB)+ Cable Loss (dB).
3. Measurement(dBuV/m) = Reading(dBuV) + C.F (Correction Factor).
4.The emission levels of other frequencies are very lower than the limit and not show in test report.

EUT	AX5400 Wi-Fi 6 Router	Date of Test	2020-12-09
Factor	BBHA 9120D	Temp. / Humidity	22.6°C/24%
Polarity	Vertical	Site / Test Engineer	AC1 / Jay
Test Mode	Transmit by 802.11ax-HE20 at Channel 2447MHz	Test Voltage	AC 120V/60Hz

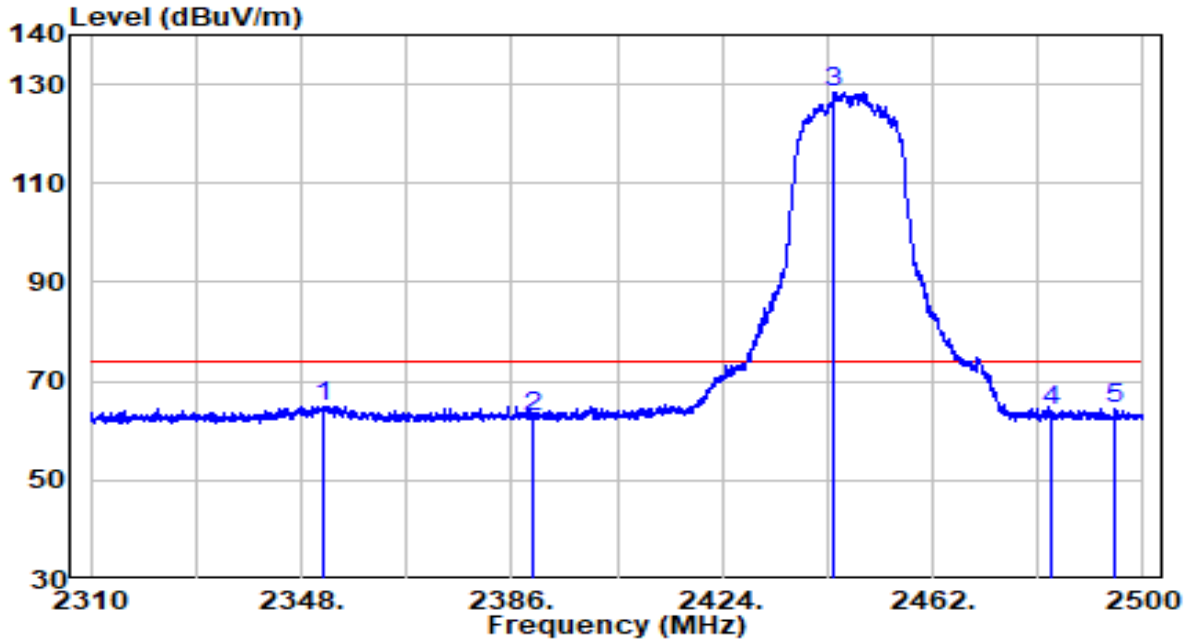

No		Frequency (MHz)	Reading (dBuV)	C.F (dB)	Measurement (dBuV/m)	Margin (dB)	Limit (dBuV/m)	Remark (QP/PK/AV)
1		2351.800	32.90	32.13	65.03	-8.97	74.00	Peak
2		2390.000	30.39	32.30	62.69	-11.31	74.00	Peak
3	*	2444.140	96.00	32.53	128.54	N/A	N/A	Peak
4		2483.500	31.14	32.71	63.84	-10.16	74.00	Peak
5		2494.775	31.64	32.76	64.39	-9.61	74.00	Peak

Note:

1. " *", means this data is the worst emission level.
2. C.F (Correction Factor) = Antenna Factor (dB)+ Cable Loss (dB).
3. Measurement(dBuV/m) = Reading(dBuV) + C.F (Correction Factor).
4.The emission levels of other frequencies are very lower than the limit and not show in test report.

EUT	AX5400 Wi-Fi 6 Router	Date of Test	2020-12-09
Factor	BBHA 9120D	Temp. / Humidity	22.6°C/24%
Polarity	Vertical	Site / Test Engineer	AC1 / Jay
Test Mode	Transmit by 802.11ax-HE20 at Channel 2447MHz	Test Voltage	AC 120V/60Hz

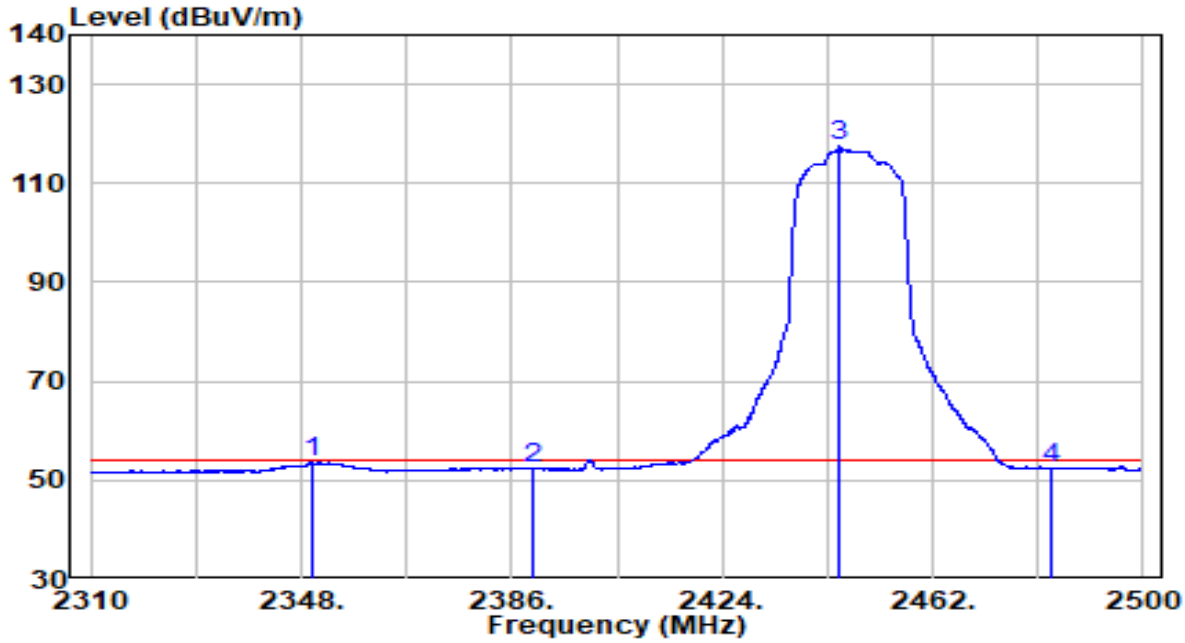

No		Frequency (MHz)	Reading (dBuV)	C.F (dB)	Measurement (dBuV/m)	Margin (dB)	Limit (dBuV/m)	Remark (QP/PK/AV)
1		2350.090	21.50	32.12	53.62	-0.38	54.00	Average
2		2390.000	19.96	32.30	52.26	-1.74	54.00	Average
3	*	2445.280	84.84	32.54	117.38	N/A	N/A	Average
4		2483.500	19.71	32.71	52.41	-1.59	54.00	Average

Note:

1. " *", means this data is the worst emission level.
2. C.F (Correction Factor) = Antenna Factor (dB)+ Cable Loss (dB).
3. Measurement(dBuV/m) = Reading(dBuV) + C.F (Correction Factor).
4.The emission levels of other frequencies are very lower than the limit and not show in test report.

EUT	AX5400 Wi-Fi 6 Router	Date of Test	2020-12-09
Factor	BBHA 9120D	Temp. / Humidity	22.6°C/24%
Polarity	Vertical	Site / Test Engineer	AC1 / Jay
Test Mode	Transmit by 802.11ax-HE20 at Channel 2452MHz	Test Voltage	AC 120V/60Hz

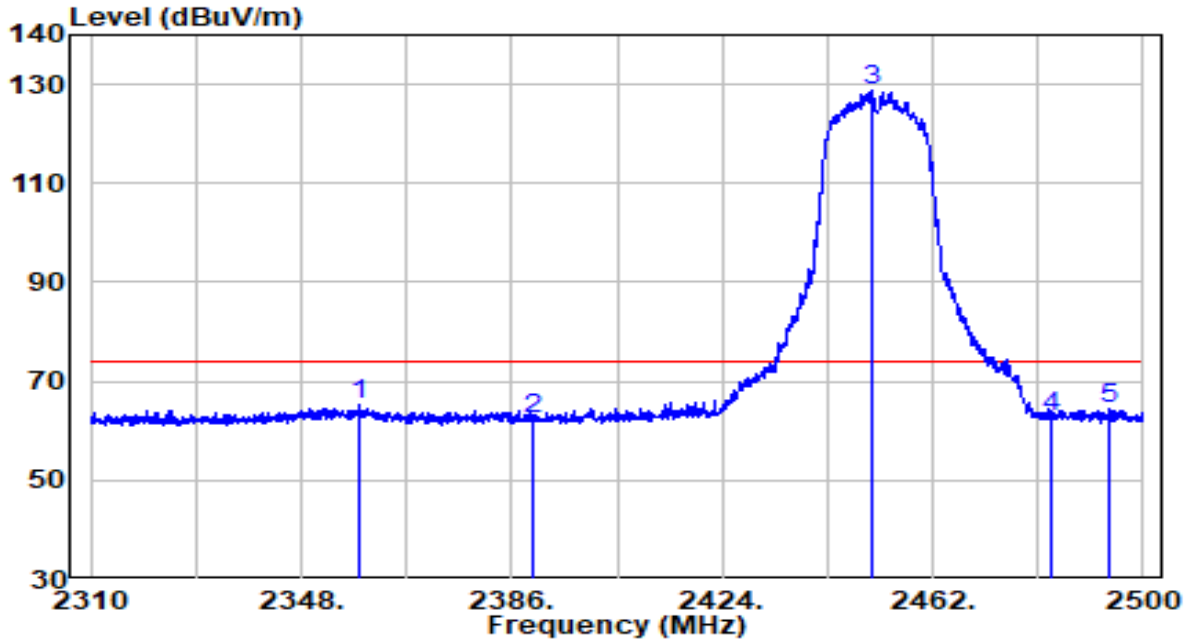

No		Frequency (MHz)	Reading (dBuV)	C.F (dB)	Measurement (dBuV/m)	Margin (dB)	Limit (dBuV/m)	Remark (QP/PK/AV)
1		2358.640	33.08	32.16	65.24	-8.76	74.00	Peak
2		2390.000	29.94	32.30	62.24	-11.76	74.00	Peak
3	*	2451.075	96.02	32.56	128.59	N/A	N/A	Peak
4		2483.500	30.08	32.71	62.79	-11.21	74.00	Peak
5		2493.635	31.56	32.75	64.31	-9.69	74.00	Peak

Note:

1. " *", means this data is the worst emission level.
2. C.F (Correction Factor) = Antenna Factor (dB)+ Cable Loss (dB).
3. Measurement(dBuV/m) = Reading(dBuV) + C.F (Correction Factor).
4.The emission levels of other frequencies are very lower than the limit and not show in test report.

EUT	AX5400 Wi-Fi 6 Router	Date of Test	2020-12-09
Factor	BBHA 9120D	Temp. / Humidity	22.6°C/24%
Polarity	Vertical	Site / Test Engineer	AC1 / Jay
Test Mode	Transmit by 802.11ax-HE20 at Channel 2452MHz	Test Voltage	AC 120V/60Hz

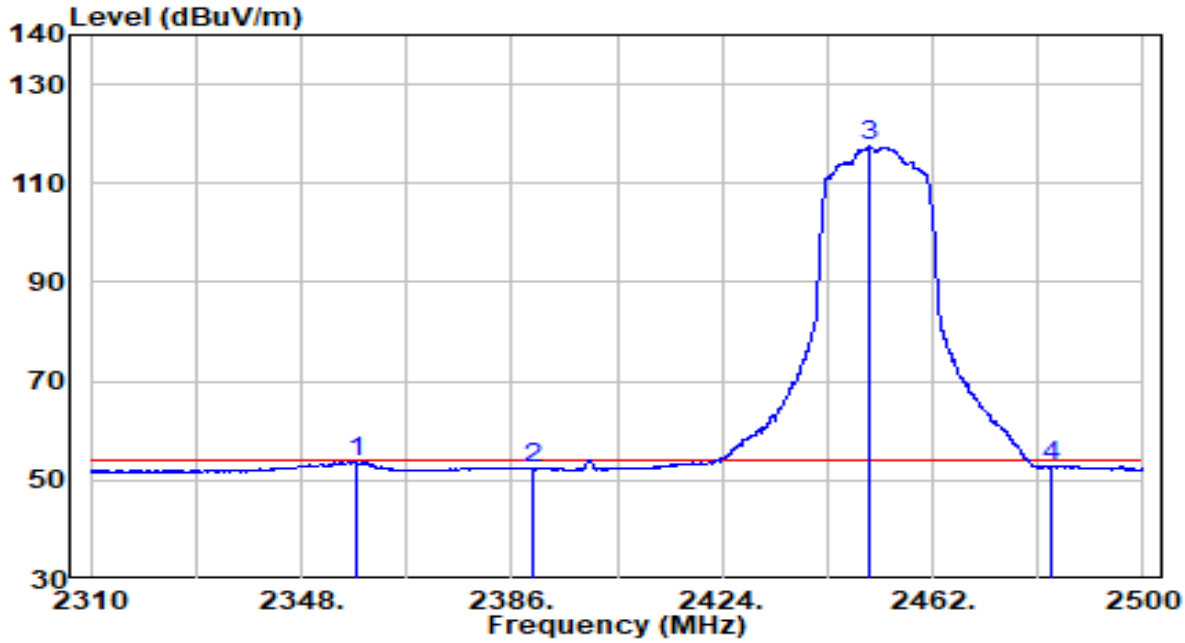

No		Frequency (MHz)	Reading (dBuV)	C.F (dB)	Measurement (dBuV/m)	Margin (dB)	Limit (dBuV/m)	Remark (QP/PK/AV)
1		2357.785	21.58	32.15	53.73	-0.27	54.00	Average
2		2390.000	20.00	32.30	52.30	-1.70	54.00	Average
3	*	2450.505	84.84	32.56	117.40	N/A	N/A	Average
4		2483.500	20.18	32.71	52.89	-1.11	54.00	Average

Note:

1. " *", means this data is the worst emission level.
2. C.F (Correction Factor) = Antenna Factor (dB)+ Cable Loss (dB).
3. Measurement(dBuV/m) = Reading(dBuV) + C.F (Correction Factor).
4.The emission levels of other frequencies are very lower than the limit and not show in test report.

EUT	AX5400 Wi-Fi 6 Router	Date of Test	2020-12-09
Factor	BBHA 9120D	Temp. / Humidity	22.6°C/24%
Polarity	Vertical	Site / Test Engineer	AC1 / Jay
Test Mode	Transmit by 802.11ax-HE20 at Channel 2457MHz	Test Voltage	AC 120V/60Hz

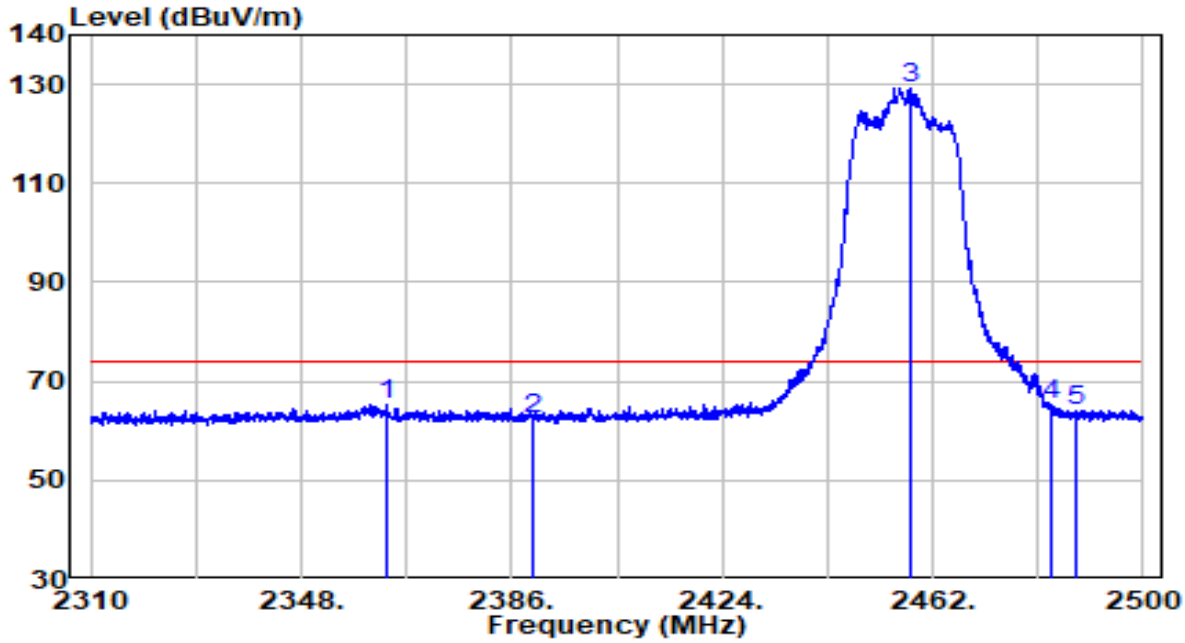

No		Frequency (MHz)	Reading (dBuV)	C.F (dB)	Measurement (dBuV/m)	Margin (dB)	Limit (dBuV/m)	Remark (QP/PK/AV)
1		2363.390	33.08	32.18	65.26	-8.74	74.00	Peak
2		2390.000	30.11	32.30	62.41	-11.59	74.00	Peak
3	*	2458.105	96.61	32.60	129.20	N/A	N/A	Peak
4		2483.500	32.57	32.71	65.28	-8.72	74.00	Peak
5		2487.650	31.51	32.73	64.24	-9.76	74.00	Peak

Note:

1. " *", means this data is the worst emission level.
2. C.F (Correction Factor) = Antenna Factor (dB)+ Cable Loss (dB).
3. Measurement(dBuV/m) = Reading(dBuV) + C.F (Correction Factor).
4.The emission levels of other frequencies are very lower than the limit and not show in test report.

EUT	AX5400 Wi-Fi 6 Router	Date of Test	2020-12-09
Factor	BBHA 9120D	Temp. / Humidity	22.6°C/24%
Polarity	Vertical	Site / Test Engineer	AC1 / Jay
Test Mode	Transmit by 802.11ax-HE20 at Channel 2457MHz	Test Voltage	AC 120V/60Hz

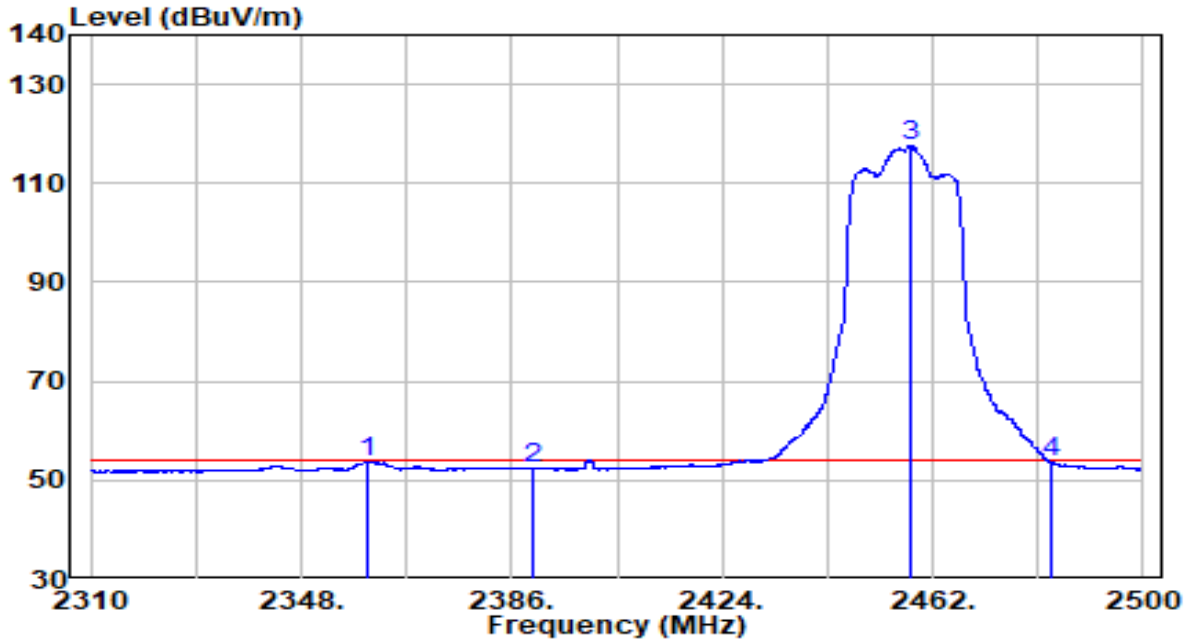

No		Frequency (MHz)	Reading (dBuV)	C.F (dB)	Measurement (dBuV/m)	Margin (dB)	Limit (dBuV/m)	Remark (QP/PK/AV)
1		2359.970	21.70	32.16	53.87	-0.13	54.00	Average
2		2390.000	20.07	32.30	52.36	-1.64	54.00	Average
3	*	2458.200	85.13	32.60	117.72	N/A	N/A	Average
4		2483.500	20.92	32.71	53.63	-0.37	54.00	Average

Note:

1. " *", means this data is the worst emission level.
2. C.F (Correction Factor) = Antenna Factor (dB)+ Cable Loss (dB).
3. Measurement(dBuV/m) = Reading(dBuV) + C.F (Correction Factor).
4.The emission levels of other frequencies are very lower than the limit and not show in test report.

EUT	AX5400 Wi-Fi 6 Router	Date of Test	2020-12-09
Factor	BBHA 9120D	Temp. / Humidity	21.9°C/32%
Polarity	Horizontal	Site / Test Engineer	AC1 / Jay
Test Mode	Transmit by 802.11ax-HE20 at Channel 2462MHz	Test Voltage	AC 120V/60Hz

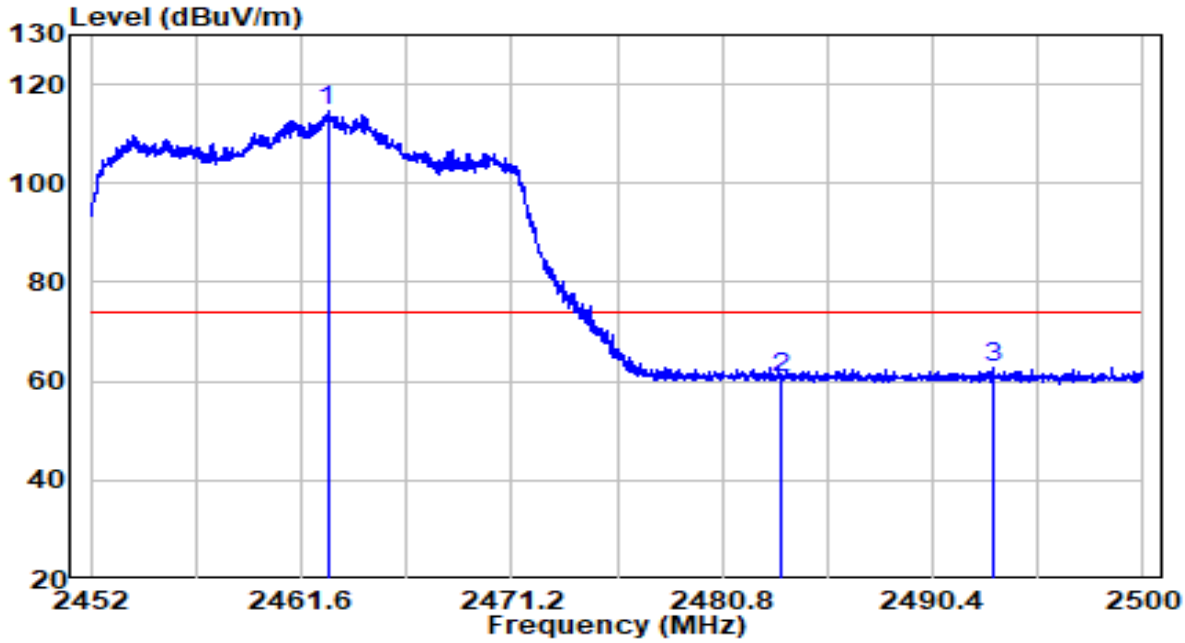

No		Frequency (MHz)	Reading (dBuV)	C.F (dB)	Measurement (dBuV/m)	Margin (dB)	Limit (dBuV/m)	Remark (QP/PK/AV)
1	*	2462.800	81.86	32.62	114.48	N/A	N/A	Peak
2		2483.500	27.88	32.71	60.59	-13.41	74.00	Peak
3		2493.112	29.85	32.75	62.60	-11.40	74.00	Peak

Note:

1. " *", means this data is the worst emission level.
2. C.F (Correction Factor) = Antenna Factor (dB)+ Cable Loss (dB).
3. Measurement(dBuV/m) = Reading(dBuV) + C.F (Correction Factor).
4.The emission levels of other frequencies are very lower than the limit and not show in test report.

EUT	AX5400 Wi-Fi 6 Router	Date of Test	2020-12-09
Factor	BBHA 9120D	Temp. / Humidity	21.9°C/32%
Polarity	Horizontal	Site / Test Engineer	AC1 / Jay
Test Mode	Transmit by 802.11ax-HE20 at Channel 2462MHz	Test Voltage	AC 120V/60Hz

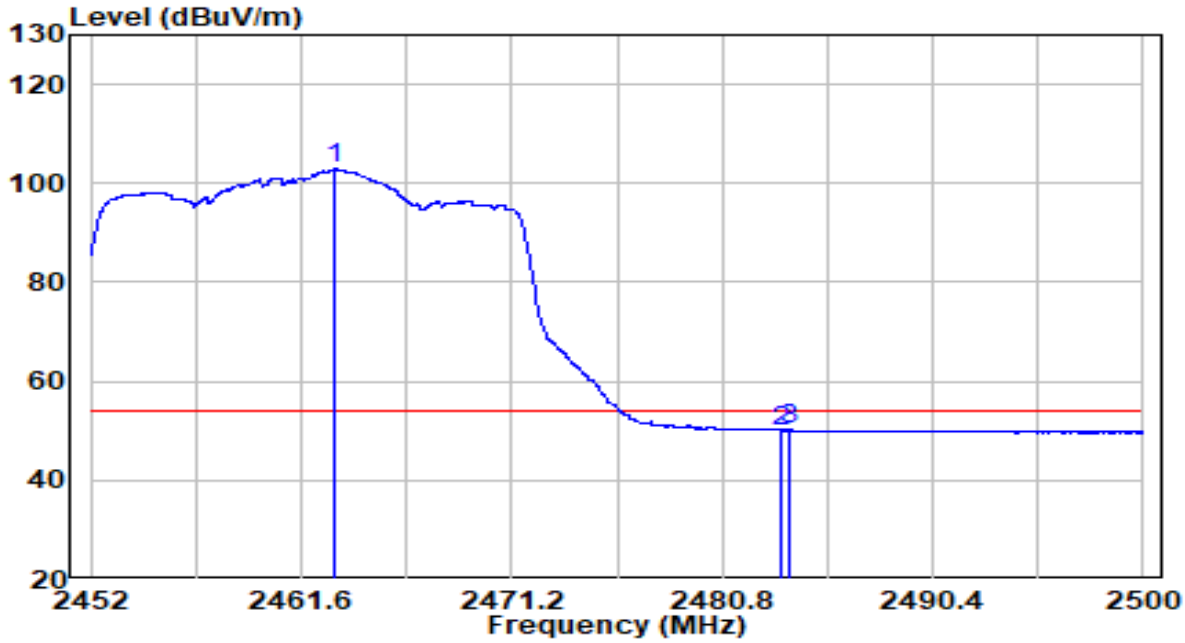

No		Frequency (MHz)	Reading (dBuV)	C.F (dB)	Measurement (dBuV/m)	Margin (dB)	Limit (dBuV/m)	Remark (QP/PK/AV)
1	*	2463.160	70.23	32.62	102.84	N/A	N/A	Average
2		2483.500	17.36	32.71	50.06	-3.94	54.00	Average
3		2483.824	17.50	32.71	50.21	-3.79	54.00	Average

Note:

1. " *", means this data is the worst emission level.
2. C.F (Correction Factor) = Antenna Factor (dB)+ Cable Loss (dB).
3. Measurement(dBuV/m) = Reading(dBuV) + C.F (Correction Factor).
4.The emission levels of other frequencies are very lower than the limit and not show in test report.

EUT	AX5400 Wi-Fi 6 Router	Date of Test	2020-12-09
Factor	BBHA 9120D	Temp. / Humidity	21.9°C/32%
Polarity	Vertical	Site / Test Engineer	AC1 / Jay
Test Mode	Transmit by 802.11ax-HE20 at Channel 2462MHz	Test Voltage	AC 120V/60Hz

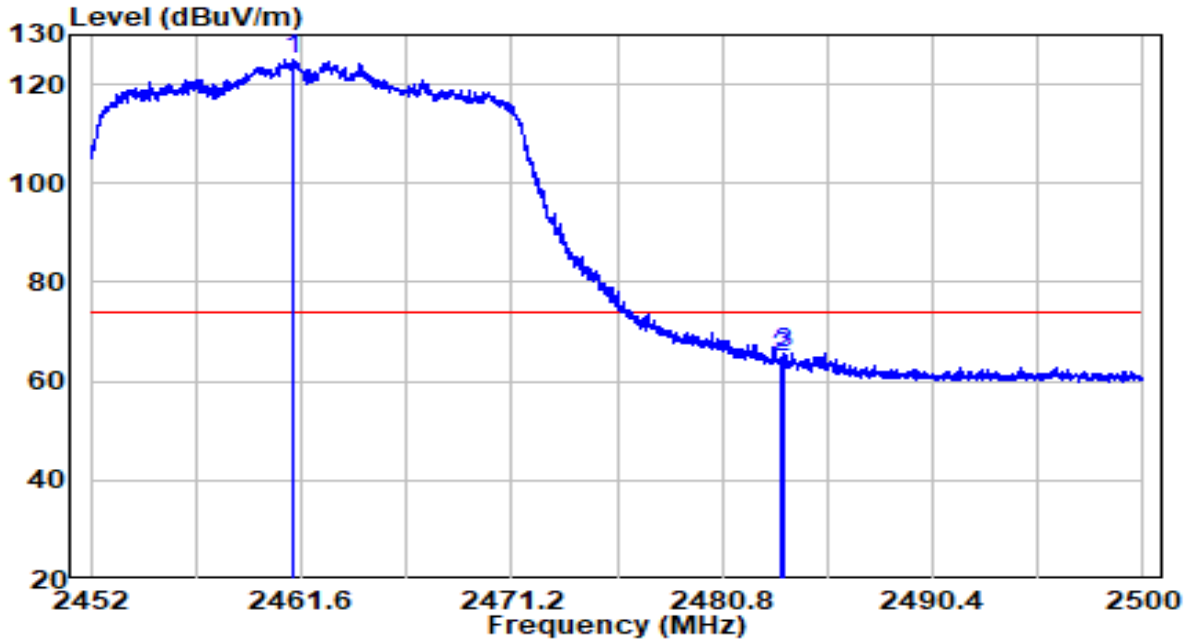

No		Frequency (MHz)	Reading (dBuV)	C.F (dB)	Measurement (dBuV/m)	Margin (dB)	Limit (dBuV/m)	Remark (QP/PK/AV)
1	*	2461.240	92.34	32.61	124.95	N/A	N/A	Peak
2		2483.500	32.01	32.71	64.72	-9.28	74.00	Peak
3		2483.560	32.97	32.71	65.68	-8.32	74.00	Peak

Note:

1. " *", means this data is the worst emission level.
2. C.F (Correction Factor) = Antenna Factor (dB)+ Cable Loss (dB).
3. Measurement(dBuV/m) = Reading(dBuV) + C.F (Correction Factor).
4.The emission levels of other frequencies are very lower than the limit and not show in test report.

EUT	AX5400 Wi-Fi 6 Router	Date of Test	2020-12-09
Factor	BBHA 9120D	Temp. / Humidity	21.9°C/32%
Polarity	Vertical	Site / Test Engineer	AC1 / Jay
Test Mode	Transmit by 802.11ax-HE20 at Channel 2462MHz	Test Voltage	AC 120V/60Hz

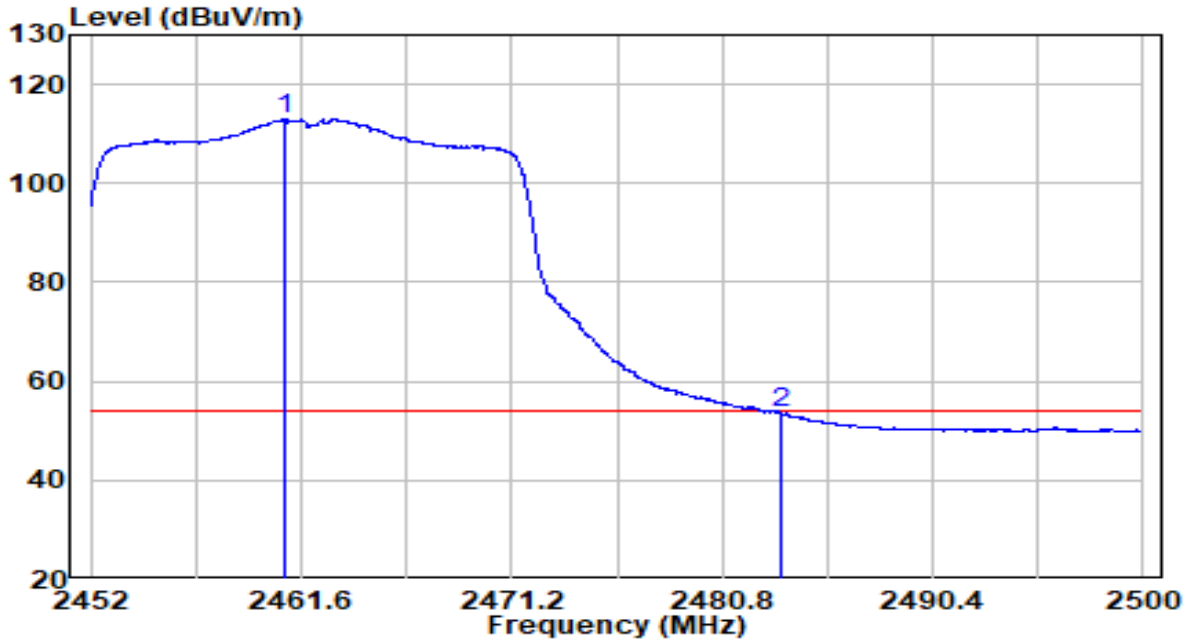

No		Frequency (MHz)	Reading (dBuV)	C.F (dB)	Measurement (dBuV/m)	Margin (dB)	Limit (dBuV/m)	Remark (QP/PK/AV)
1	*	2460.808	80.30	32.61	112.91	N/A	N/A	Average
2		2483.500	20.84	32.71	53.54	-0.46	54.00	Average

Note:

1. " *", means this data is the worst emission level.
2. C.F (Correction Factor) = Antenna Factor (dB)+ Cable Loss (dB).
3. Measurement(dBuV/m) = Reading(dBuV) + C.F (Correction Factor).
4.The emission levels of other frequencies are very lower than the limit and not show in test report.

EUT	AX5400 Wi-Fi 6 Router	Date of Test	2020-12-09
Factor	BBHA 9120D	Temp. / Humidity	21.9°C/32%
Polarity	Vertical	Site / Test Engineer	AC1 / Jay
Test Mode	Transmit by 802.11ax-HE40 at Channel 2422MHz	Test Voltage	AC 120V/60Hz

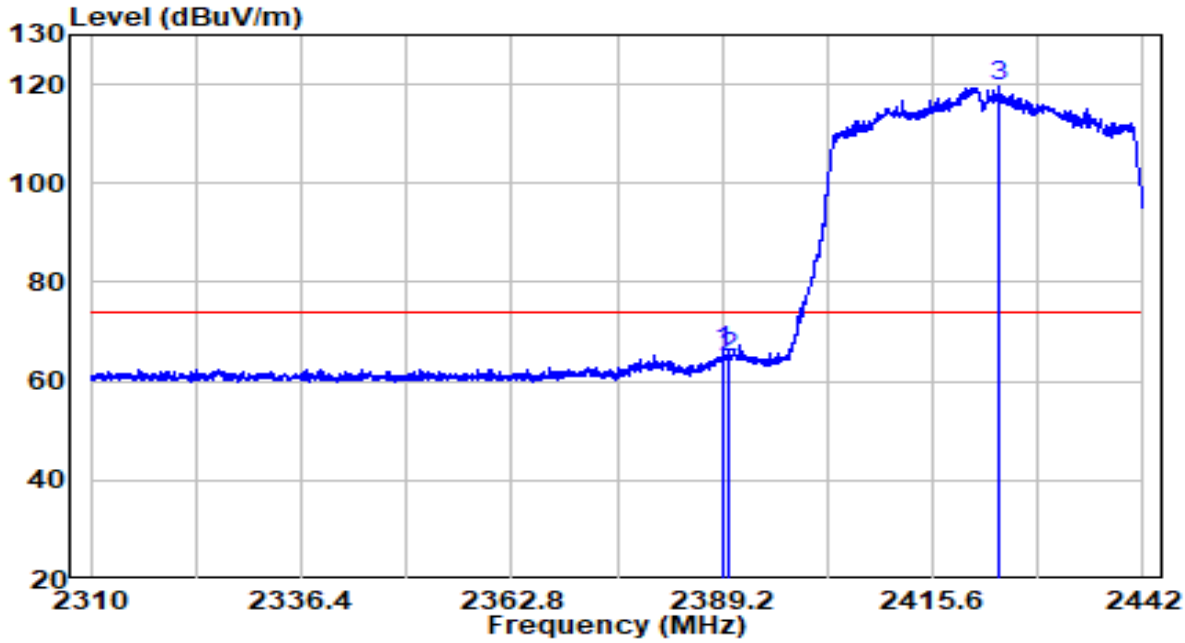

No		Frequency (MHz)	Reading (dBuV)	C.F (dB)	Measurement (dBuV/m)	Margin (dB)	Limit (dBuV/m)	Remark (QP/PK/AV)
1		2389.464	33.89	32.29	66.18	-7.82	74.00	Peak
2		2390.000	32.68	32.30	64.98	-9.02	74.00	Peak
3	*	2423.784	87.01	32.44	119.45	N/A	N/A	Peak

Note:

1. " *", means this data is the worst emission level.
2. C.F (Correction Factor) = Antenna Factor (dB)+ Cable Loss (dB).
3. Measurement(dBuV/m) = Reading(dBuV) + C.F (Correction Factor).
4.The emission levels of other frequencies are very lower than the limit and not show in test report.

EUT	AX5400 Wi-Fi 6 Router	Date of Test	2020-12-09
Factor	BBHA 9120D	Temp. / Humidity	21.9°C/32%
Polarity	Vertical	Site / Test Engineer	AC1 / Jay
Test Mode	Transmit by 802.11ax-HE40 at Channel 2422MHz	Test Voltage	AC 120V/60Hz

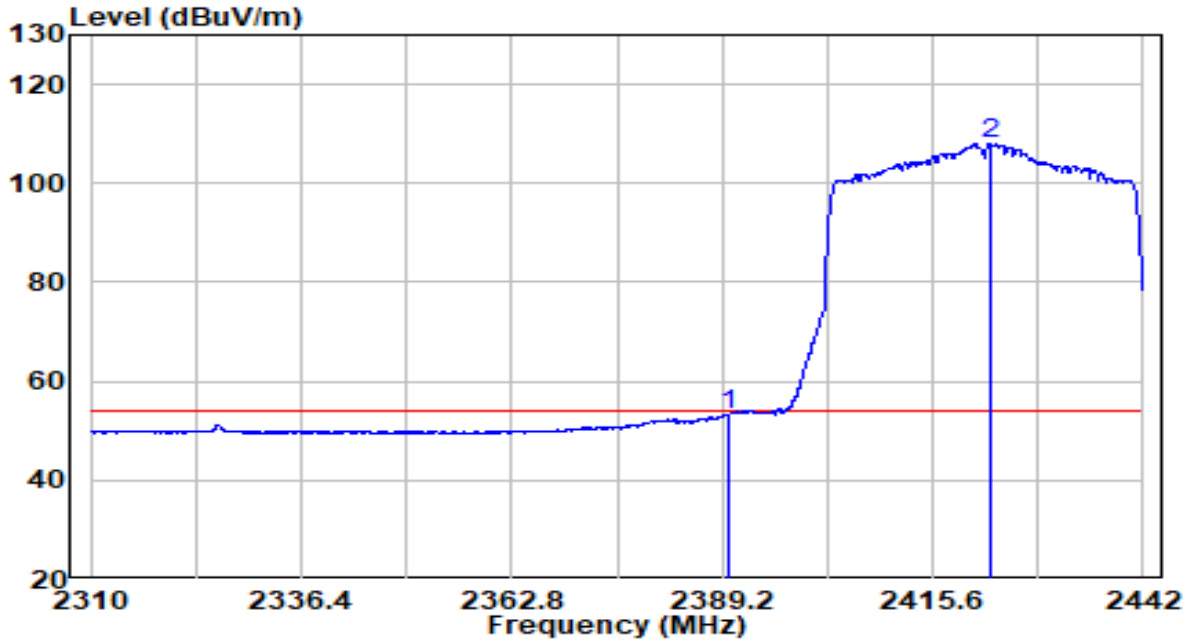

No		Frequency (MHz)	Reading (dBuV)	C.F (dB)	Measurement (dBuV/m)	Margin (dB)	Limit (dBuV/m)	Remark (QP/PK/AV)
1		2390.000	21.03	32.30	53.33	-0.67	54.00	Average
2	*	2422.860	75.76	32.44	108.20	N/A	N/A	Average

Note:

1. " *", means this data is the worst emission level.
2. C.F (Correction Factor) = Antenna Factor (dB)+ Cable Loss (dB).
3. Measurement(dBuV/m) = Reading(dBuV) + C.F (Correction Factor).
4.The emission levels of other frequencies are very lower than the limit and not show in test report.

EUT	AX5400 Wi-Fi 6 Router	Date of Test	2020-12-09
Factor	BBHA 9120D	Temp. / Humidity	21.9°C/32%
Polarity	Horizontal	Site / Test Engineer	AC1 / Jay
Test Mode	Transmit by 802.11ax-HE40 at Channel 2422MHz	Test Voltage	AC 120V/60Hz

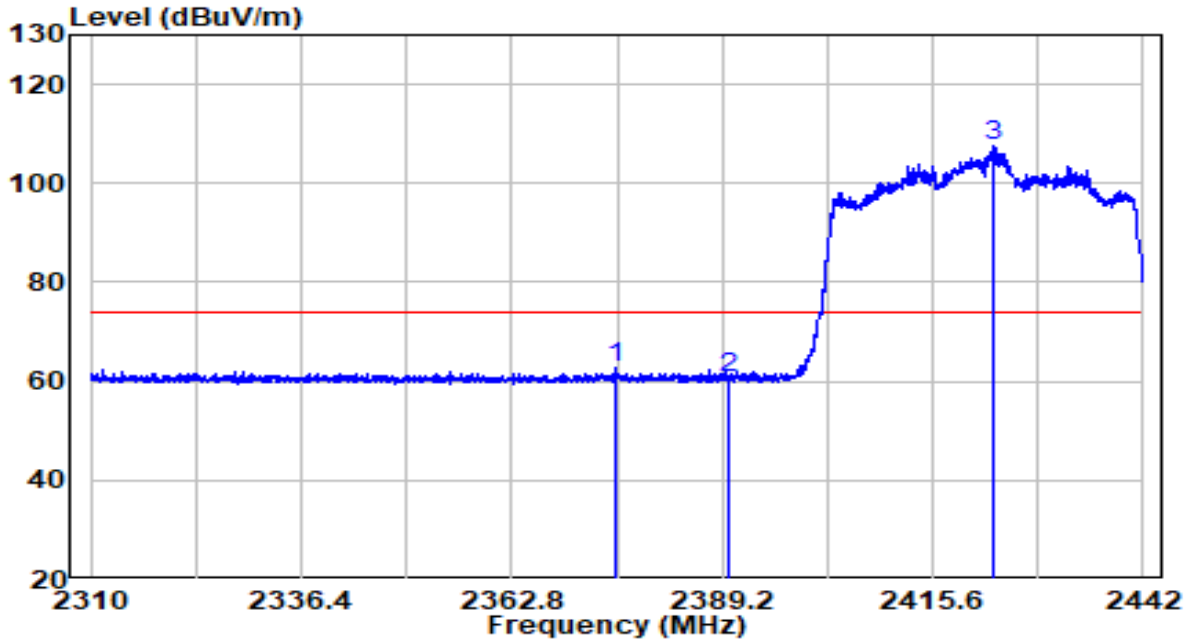

No		Frequency (MHz)	Reading (dBuV)	C.F (dB)	Measurement (dBuV/m)	Margin (dB)	Limit (dBuV/m)	Remark (QP/PK/AV)
1		2375.802	30.46	32.23	62.69	-11.31	74.00	Peak
2		2390.000	28.38	32.30	60.68	-13.32	74.00	Peak
3	*	2423.058	75.34	32.44	107.78	N/A	N/A	Peak

Note:

1. " *", means this data is the worst emission level.
2. C.F (Correction Factor) = Antenna Factor (dB)+ Cable Loss (dB).
3. Measurement(dBuV/m) = Reading(dBuV) + C.F (Correction Factor).
4.The emission levels of other frequencies are very lower than the limit and not show in test report.

EUT	AX5400 Wi-Fi 6 Router	Date of Test	2020-12-09
Factor	BBHA 9120D	Temp. / Humidity	21.9°C/32%
Polarity	Horizontal	Site / Test Engineer	AC1 / Jay
Test Mode	Transmit by 802.11ax-HE40 at Channel 2422MHz	Test Voltage	AC 120V/60Hz

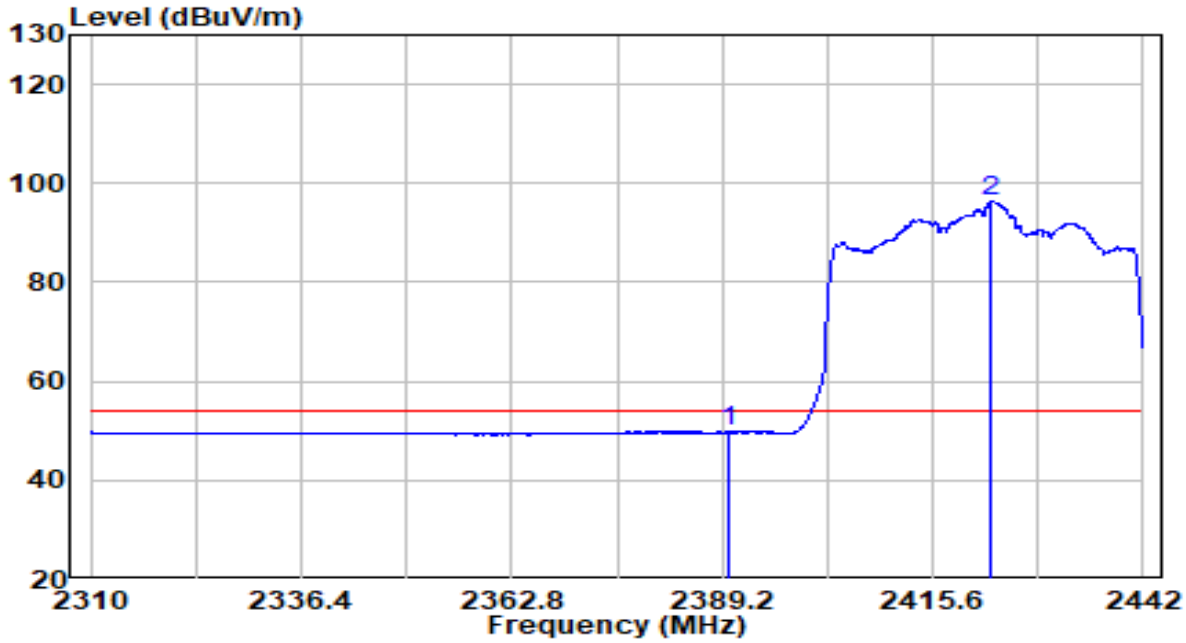

No		Frequency (MHz)	Reading (dBuV)	C.F (dB)	Measurement (dBuV/m)	Margin (dB)	Limit (dBuV/m)	Remark (QP/PK/AV)
1		2390.000	17.43	32.30	49.73	-4.27	54.00	Average
2	*	2422.926	63.95	32.44	96.39	N/A	N/A	Average

Note:

1. " *", means this data is the worst emission level.
2. C.F (Correction Factor) = Antenna Factor (dB)+ Cable Loss (dB).
3. Measurement(dBuV/m) = Reading(dBuV) + C.F (Correction Factor).
4.The emission levels of other frequencies are very lower than the limit and not show in test report.

EUT	AX5400 Wi-Fi 6 Router	Date of Test	2020-12-09
Factor	BBHA 9120D	Temp. / Humidity	22.6°C/24%
Polarity	Vertical	Site / Test Engineer	AC1 / Jay
Test Mode	Transmit by 802.11ax-HE40 at Channel 2427MHz	Test Voltage	AC 120V/60Hz

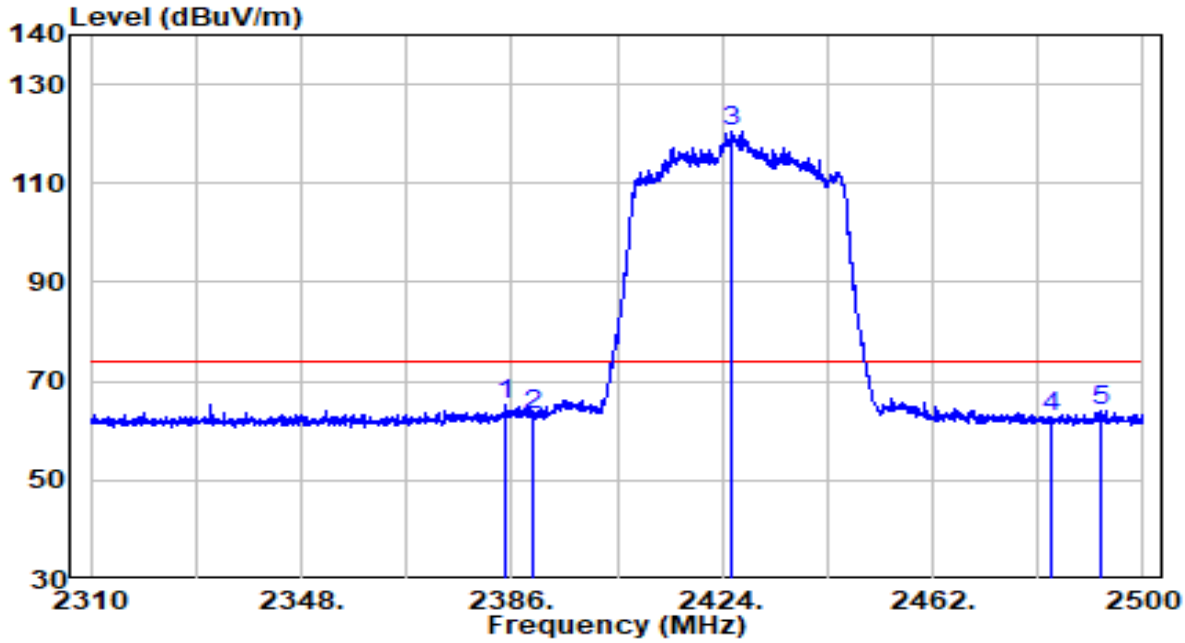

No		Frequency (MHz)	Reading (dBuV)	C.F (dB)	Measurement (dBuV/m)	Margin (dB)	Limit (dBuV/m)	Remark (QP/PK/AV)
1		2385.050	32.89	32.27	65.16	-8.84	74.00	Peak
2		2390.000	30.71	32.30	63.01	-10.99	74.00	Peak
3	*	2425.900	88.23	32.45	120.69	N/A	N/A	Peak
4		2483.500	30.05	32.71	62.75	-11.25	74.00	Peak
5		2492.305	31.32	32.75	64.07	-9.93	74.00	Peak

Note:

1. " *", means this data is the worst emission level.
2. C.F (Correction Factor) = Antenna Factor (dB)+ Cable Loss (dB).
3. Measurement(dBuV/m) = Reading(dBuV) + C.F (Correction Factor).
4.The emission levels of other frequencies are very lower than the limit and not show in test report.

EUT	AX5400 Wi-Fi 6 Router	Date of Test	2020-12-09
Factor	BBHA 9120D	Temp. / Humidity	22.6°C/24%
Polarity	Vertical	Site / Test Engineer	AC1 / Jay
Test Mode	Transmit by 802.11ax-HE40 at Channel 2427MHz	Test Voltage	AC 120V/60Hz

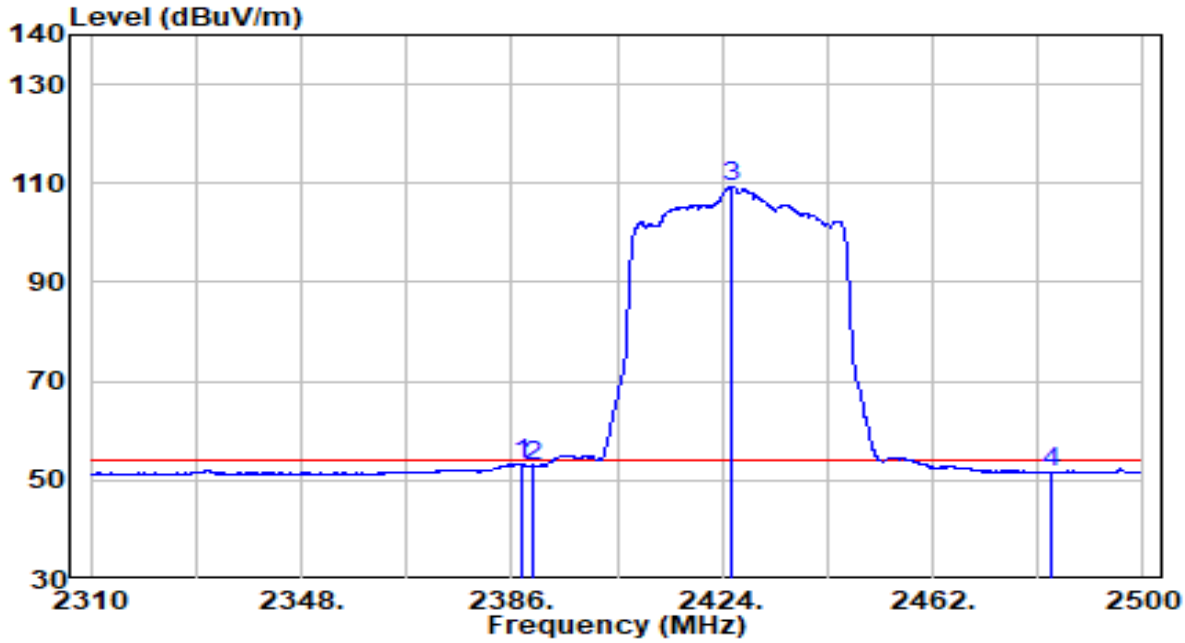

No		Frequency (MHz)	Reading (dBuV)	C.F (dB)	Measurement (dBuV/m)	Margin (dB)	Limit (dBuV/m)	Remark (QP/PK/AV)
1		2387.805	20.96	32.29	53.25	-0.75	54.00	Average
2		2390.000	20.45	32.30	52.75	-1.25	54.00	Average
3	*	2425.615	76.94	32.45	109.39	N/A	N/A	Average
4		2483.500	18.94	32.71	51.65	-2.35	54.00	Average

Note:

1. " *", means this data is the worst emission level.
2. C.F (Correction Factor) = Antenna Factor (dB)+ Cable Loss (dB).
3. Measurement(dBuV/m) = Reading(dBuV) + C.F (Correction Factor).
4.The emission levels of other frequencies are very lower than the limit and not show in test report.

EUT	AX5400 Wi-Fi 6 Router	Date of Test	2020-12-09
Factor	BBHA 9120D	Temp. / Humidity	22.6°C/24%
Polarity	Vertical	Site / Test Engineer	AC1 / Jay
Test Mode	Transmit by 802.11ax-HE40 at Channel 2432MHz	Test Voltage	AC 120V/60Hz

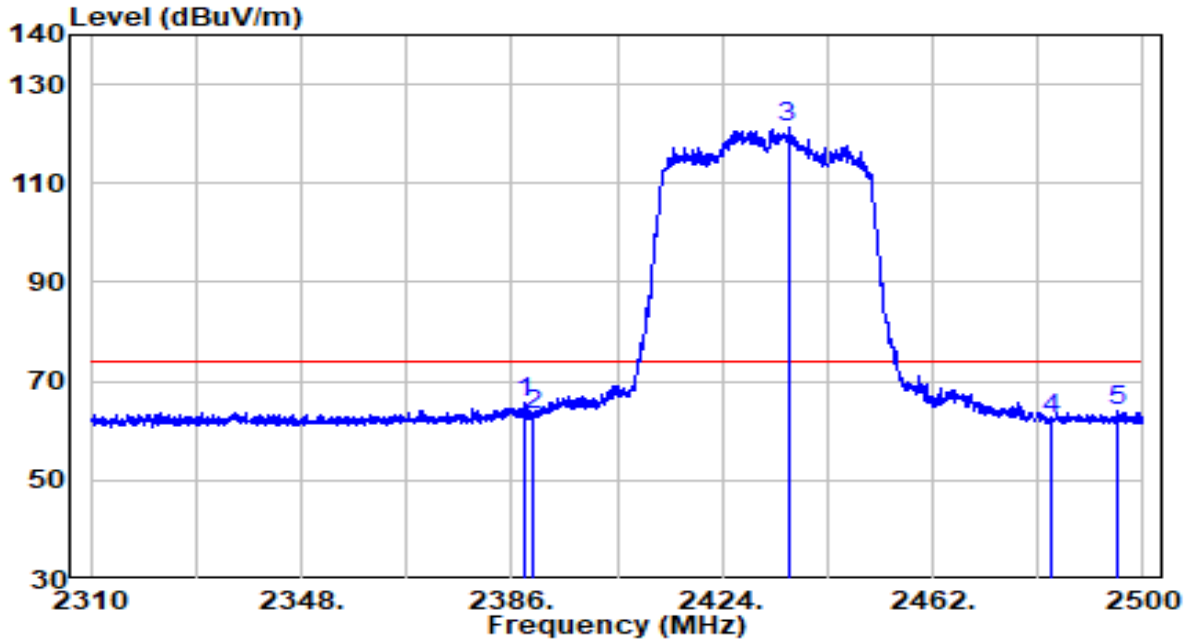

No		Frequency (MHz)	Reading (dBuV)	C.F (dB)	Measurement (dBuV/m)	Margin (dB)	Limit (dBuV/m)	Remark (QP/PK/AV)
1		2388.565	33.23	32.29	65.52	-8.48	74.00	Peak
2		2390.000	30.74	32.30	63.04	-10.96	74.00	Peak
3	*	2435.875	88.65	32.50	121.15	N/A	N/A	Peak
4		2483.500	29.72	32.71	62.42	-11.58	74.00	Peak
5		2495.440	31.32	32.76	64.08	-9.92	74.00	Peak

Note:

1. " *", means this data is the worst emission level.
2. C.F (Correction Factor) = Antenna Factor (dB)+ Cable Loss (dB).
3. Measurement(dBuV/m) = Reading(dBuV) + C.F (Correction Factor).
4.The emission levels of other frequencies are very lower than the limit and not show in test report.

EUT	AX5400 Wi-Fi 6 Router	Date of Test	2020-12-09
Factor	BBHA 9120D	Temp. / Humidity	22.6°C/24%
Polarity	Vertical	Site / Test Engineer	AC1 / Jay
Test Mode	Transmit by 802.11ax-HE40 at Channel 2432MHz	Test Voltage	AC 120V/60Hz

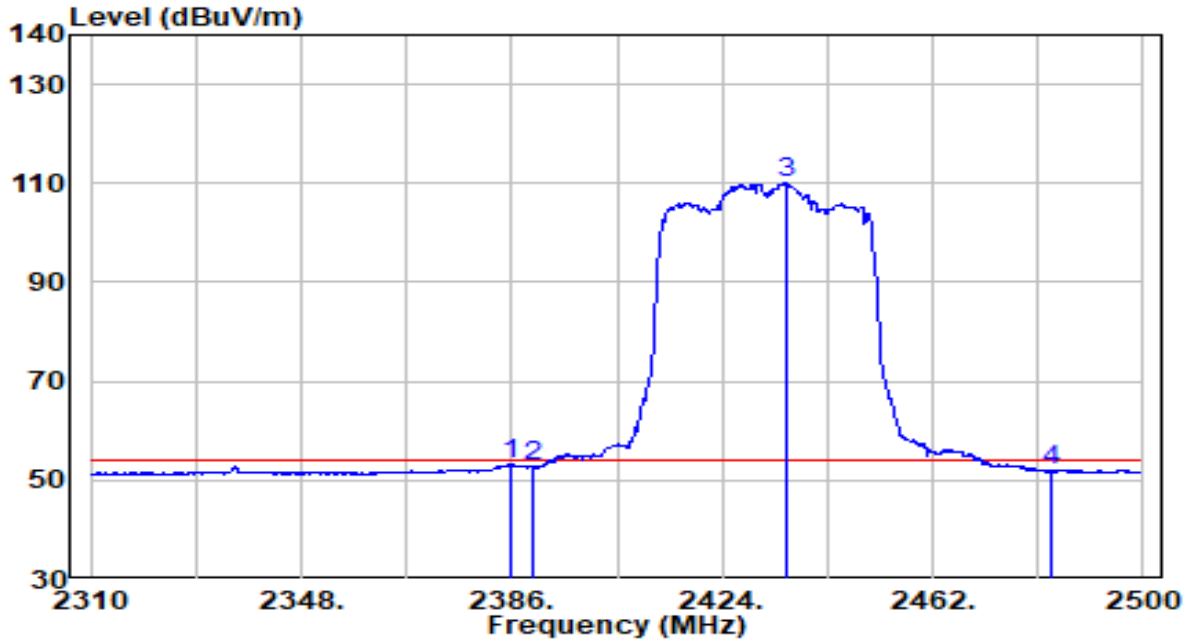

No		Frequency (MHz)	Reading (dBuV)	C.F (dB)	Measurement (dBuV/m)	Margin (dB)	Limit (dBuV/m)	Remark (QP/PK/AV)
1		2385.810	20.84	32.28	53.11	-0.89	54.00	Average
2		2389.990	20.46	32.30	52.76	-1.24	54.00	Average
3	*	2435.495	77.53	32.50	110.02	N/A	N/A	Average
4		2483.500	19.11	32.71	51.82	-2.18	54.00	Average

Note:

1. " *", means this data is the worst emission level.
2. C.F (Correction Factor) = Antenna Factor (dB)+ Cable Loss (dB).
3. Measurement(dBuV/m) = Reading(dBuV) + C.F (Correction Factor).
4.The emission levels of other frequencies are very lower than the limit and not show in test report.

EUT	AX5400 Wi-Fi 6 Router	Date of Test	2020-12-09
Factor	BBHA 9120D	Temp. / Humidity	21.9°C/32%
Polarity	Horizontal	Site / Test Engineer	AC1 / Jay
Test Mode	Transmit by 802.11ax-HE40 at Channel 2437MHz	Test Voltage	AC 120V/60Hz

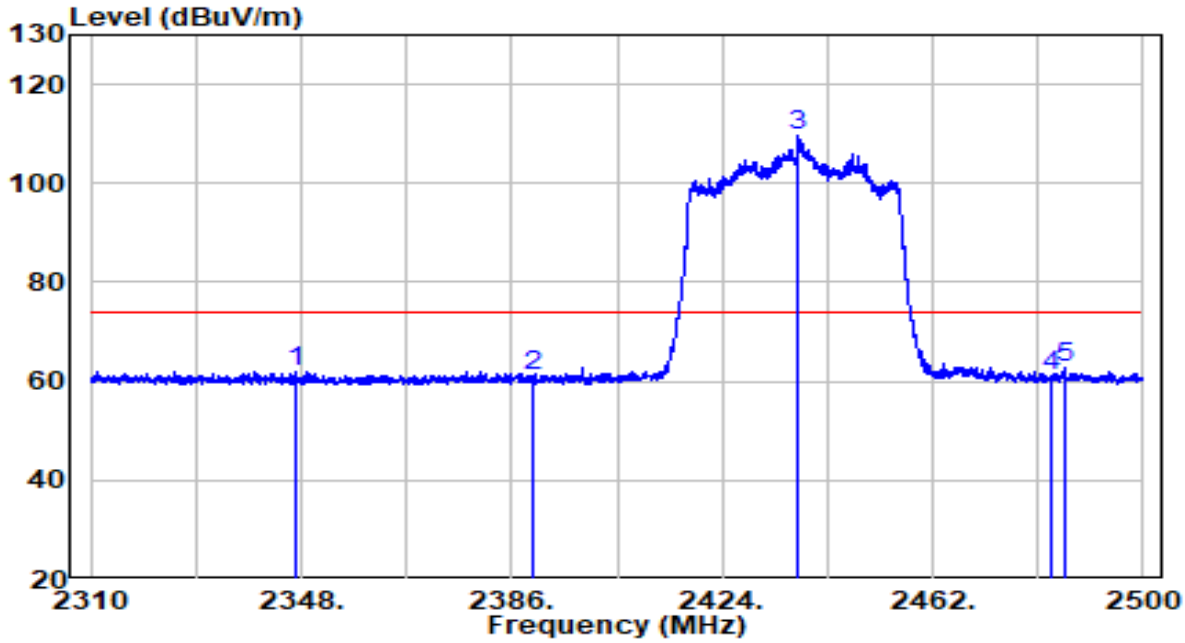

No		Frequency (MHz)	Reading (dBuV)	C.F (dB)	Measurement (dBuV/m)	Margin (dB)	Limit (dBuV/m)	Remark (QP/PK/AV)
1		2347.050	29.91	32.11	62.02	-11.98	74.00	Peak
2		2390.000	28.68	32.30	60.98	-13.02	74.00	Peak
3	*	2437.775	77.02	32.51	109.53	N/A	N/A	Peak
4		2483.500	28.35	32.71	61.06	-12.94	74.00	Peak
5		2485.940	29.96	32.72	62.67	-11.33	74.00	Peak

Note:

1. " *", means this data is the worst emission level.
2. C.F (Correction Factor) = Antenna Factor (dB)+ Cable Loss (dB).
3. Measurement(dBuV/m) = Reading(dBuV) + C.F (Correction Factor).
4.The emission levels of other frequencies are very lower than the limit and not show in test report.

EUT	AX5400 Wi-Fi 6 Router	Date of Test	2020-12-09
Factor	BBHA 9120D	Temp. / Humidity	21.9°C/32%
Polarity	Horizontal	Site / Test Engineer	AC1 / Jay
Test Mode	Transmit by 802.11ax-HE40 at Channel 2437MHz	Test Voltage	AC 120V/60Hz

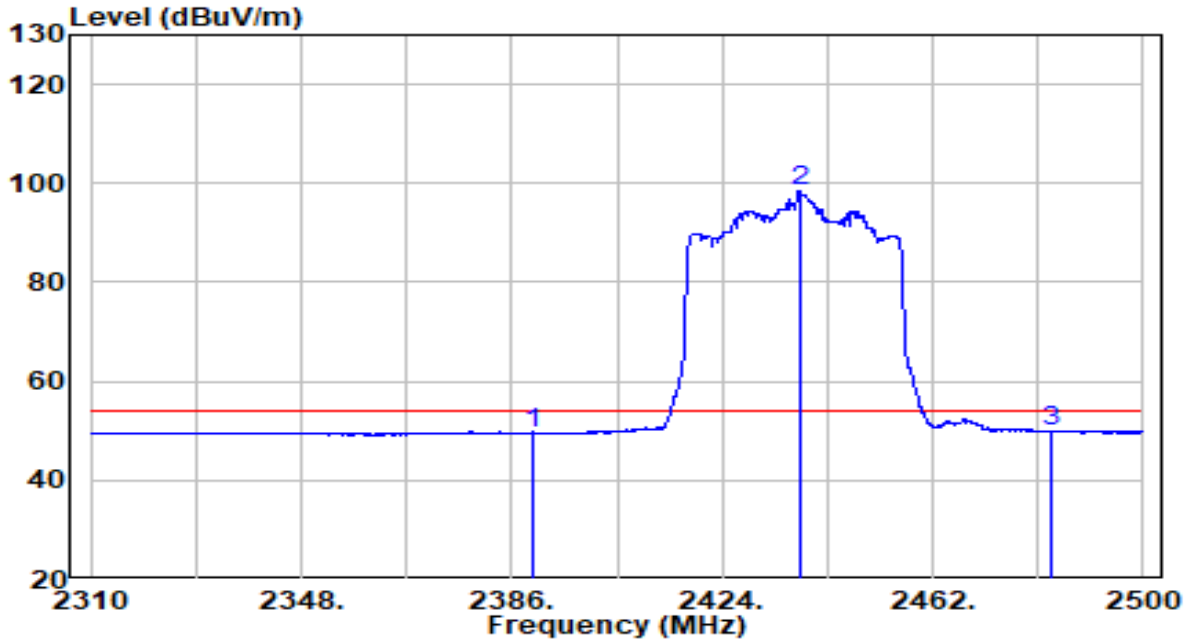

No		Frequency (MHz)	Reading (dBuV)	C.F (dB)	Measurement (dBuV/m)	Margin (dB)	Limit (dBuV/m)	Remark (QP/PK/AV)
1		2390.000	17.21	32.30	49.51	-4.49	54.00	Average
2	*	2438.060	65.83	32.51	98.34	N/A	N/A	Average
3		2483.500	17.06	32.71	49.77	-4.23	54.00	Average

Note:

1. " *", means this data is the worst emission level.
2. C.F (Correction Factor) = Antenna Factor (dB)+ Cable Loss (dB).
3. Measurement(dBuV/m) = Reading(dBuV) + C.F (Correction Factor).
4.The emission levels of other frequencies are very lower than the limit and not show in test report.

EUT	AX5400 Wi-Fi 6 Router	Date of Test	2020-12-09
Factor	BBHA 9120D	Temp. / Humidity	21.9°C/32%
Polarity	Vertical	Site / Test Engineer	AC1 / Jay
Test Mode	Transmit by 802.11ax-HE40 at Channel 2437MHz	Test Voltage	AC 120V/60Hz

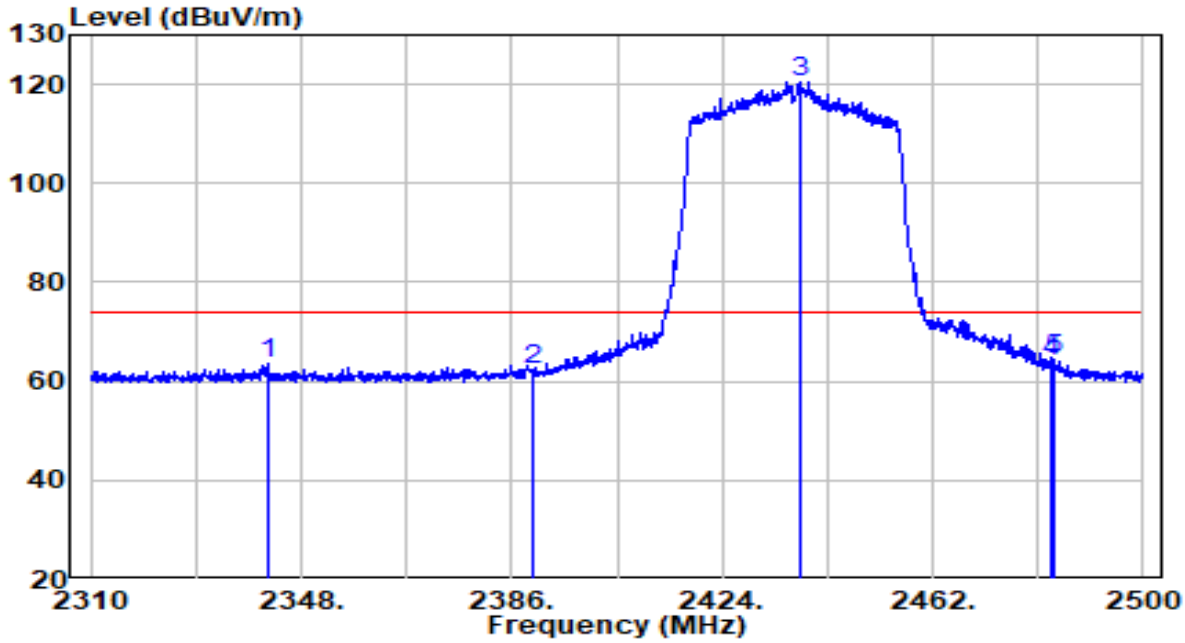

No		Frequency (MHz)	Reading (dBuV)	C.F (dB)	Measurement (dBuV/m)	Margin (dB)	Limit (dBuV/m)	Remark (QP/PK/AV)
1		2342.015	31.62	32.08	63.71	-10.29	74.00	Peak
2		2390.000	29.91	32.30	62.20	-11.80	74.00	Peak
3	*	2438.060	88.06	32.51	120.57	N/A	N/A	Peak
4		2483.500	31.41	32.71	64.12	-9.88	74.00	Peak
5		2483.945	31.59	32.71	64.30	-9.70	74.00	Peak

Note:

1. " *", means this data is the worst emission level.
2. C.F (Correction Factor) = Antenna Factor (dB)+ Cable Loss (dB).
3. Measurement(dBuV/m) = Reading(dBuV) + C.F (Correction Factor).
4.The emission levels of other frequencies are very lower than the limit and not show in test report.

EUT	AX5400 Wi-Fi 6 Router	Date of Test	2020-12-09
Factor	BBHA 9120D	Temp. / Humidity	21.9°C/32%
Polarity	Vertical	Site / Test Engineer	AC1 / Jay
Test Mode	Transmit by 802.11ax-HE40 at Channel 2437MHz	Test Voltage	AC 120V/60Hz

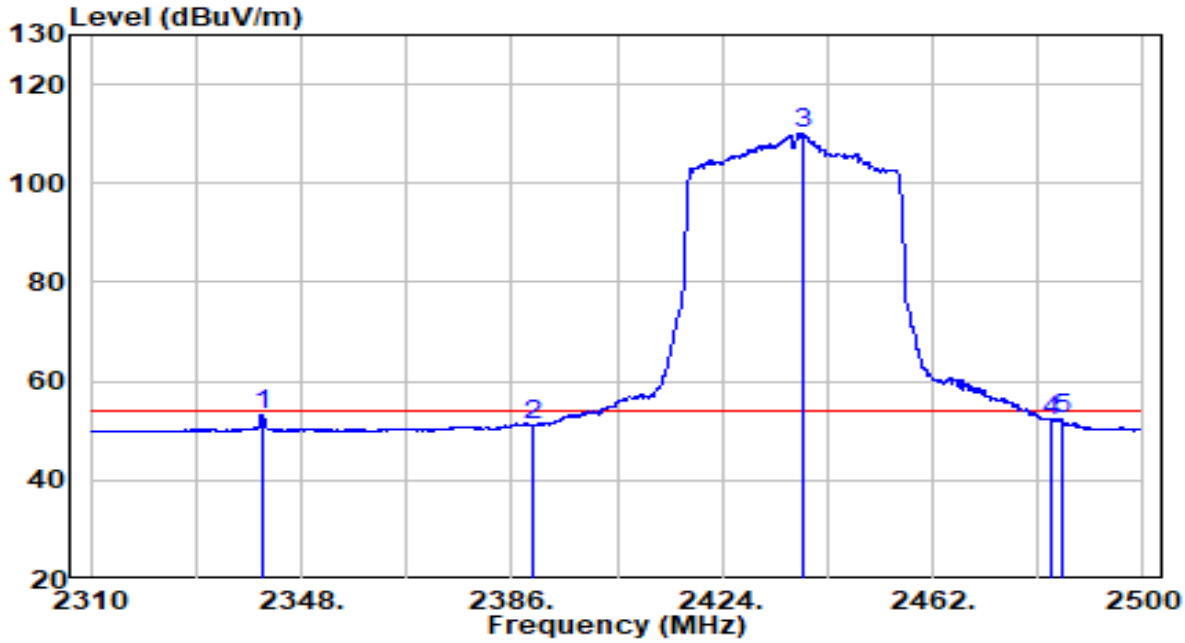

No		Frequency (MHz)	Reading (dBuV)	C.F (dB)	Measurement (dBuV/m)	Margin (dB)	Limit (dBuV/m)	Remark (QP/PK/AV)
1		2341.065	21.31	32.08	53.39	-0.61	54.00	Average
2		2390.000	19.01	32.30	51.30	-2.70	54.00	Average
3	*	2438.535	77.77	32.51	110.28	N/A	N/A	Average
4		2483.500	19.40	32.71	52.11	-1.89	54.00	Average
5		2485.180	19.57	32.71	52.28	-1.72	54.00	Average

Note:

1. " *", means this data is the worst emission level.
2. C.F (Correction Factor) = Antenna Factor (dB)+ Cable Loss (dB).
3. Measurement(dBuV/m) = Reading(dBuV) + C.F (Correction Factor).
4.The emission levels of other frequencies are very lower than the limit and not show in test report.

EUT	AX5400 Wi-Fi 6 Router	Date of Test	2020-12-09
Factor	BBHA 9120D	Temp. / Humidity	22.6°C/24%
Polarity	Vertical	Site / Test Engineer	AC1 / Jay
Test Mode	Transmit by 802.11ax-HE40 at Channel 2442MHz	Test Voltage	AC 120V/60Hz

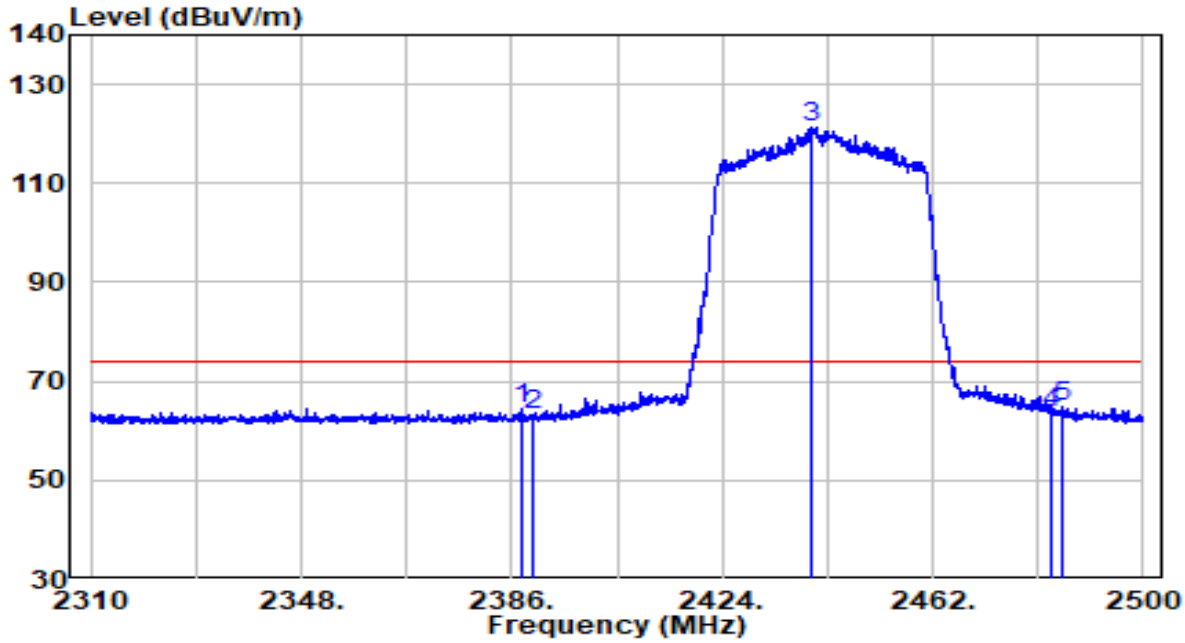

No		Frequency (MHz)	Reading (dBuV)	C.F (dB)	Measurement (dBuV/m)	Margin (dB)	Limit (dBuV/m)	Remark (QP/PK/AV)
1		2387.995	32.12	32.29	64.41	-9.59	74.00	Peak
2		2390.000	30.80	32.30	63.09	-10.91	74.00	Peak
3	*	2439.960	88.75	32.52	121.27	N/A	N/A	Peak
4		2483.500	31.10	32.71	63.80	-10.20	74.00	Peak
5		2485.180	32.12	32.71	64.83	-9.17	74.00	Peak

Note:

1. " *", means this data is the worst emission level.
2. C.F (Correction Factor) = Antenna Factor (dB)+ Cable Loss (dB).
3. Measurement(dBuV/m) = Reading(dBuV) + C.F (Correction Factor).
4.The emission levels of other frequencies are very lower than the limit and not show in test report.

EUT	AX5400 Wi-Fi 6 Router	Date of Test	2020-12-09
Factor	BBHA 9120D	Temp. / Humidity	22.6°C/24%
Polarity	Vertical	Site / Test Engineer	AC1 / Jay
Test Mode	Transmit by 802.11ax-HE40 at Channel 2442MHz	Test Voltage	AC 120V/60Hz

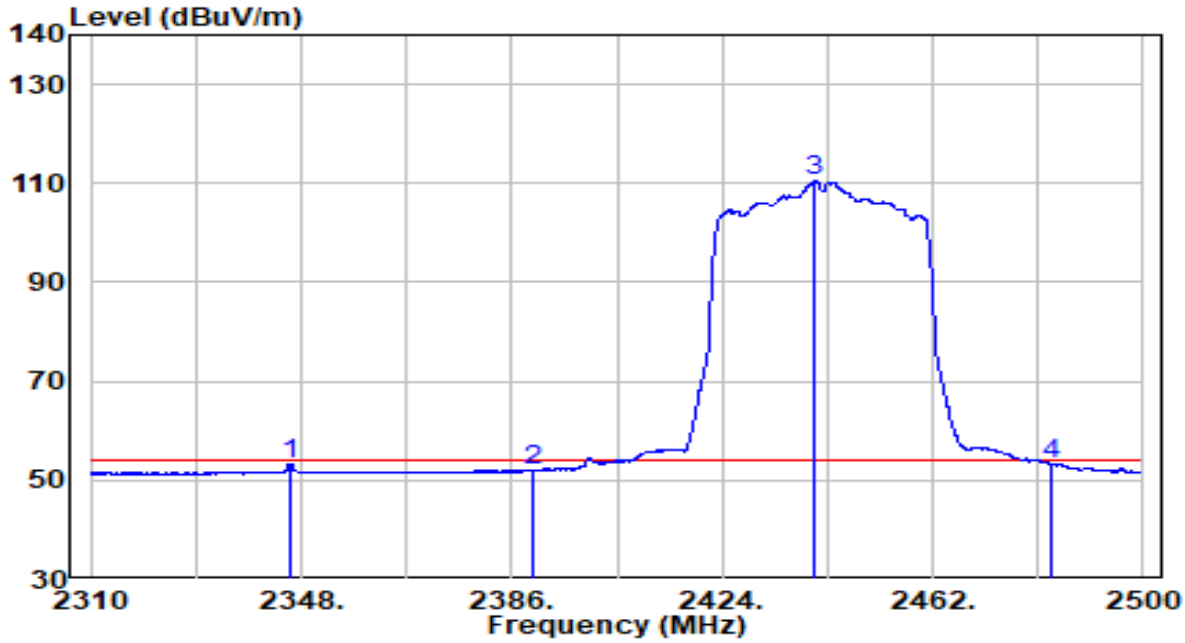

No		Frequency (MHz)	Reading (dBuV)	C.F (dB)	Measurement (dBuV/m)	Margin (dB)	Limit (dBuV/m)	Remark (QP/PK/AV)
1		2345.910	21.32	32.10	53.42	-0.58	54.00	Average
2		2390.000	19.82	32.30	52.12	-1.88	54.00	Average
3	*	2440.720	77.85	32.52	110.37	N/A	N/A	Average
4		2483.470	20.63	32.71	53.34	-0.66	54.00	Average

Note:

1. " *", means this data is the worst emission level.
2. C.F (Correction Factor) = Antenna Factor (dB)+ Cable Loss (dB).
3. Measurement(dBuV/m) = Reading(dBuV) + C.F (Correction Factor).
4.The emission levels of other frequencies are very lower than the limit and not show in test report.

EUT	AX5400 Wi-Fi 6 Router	Date of Test	2020-12-09
Factor	BBHA 9120D	Temp. / Humidity	22.6°C/24%
Polarity	Vertical	Site / Test Engineer	AC1 / Jay
Test Mode	Transmit by 802.11ax-HE40 at Channel 2447MHz	Test Voltage	AC 120V/60Hz

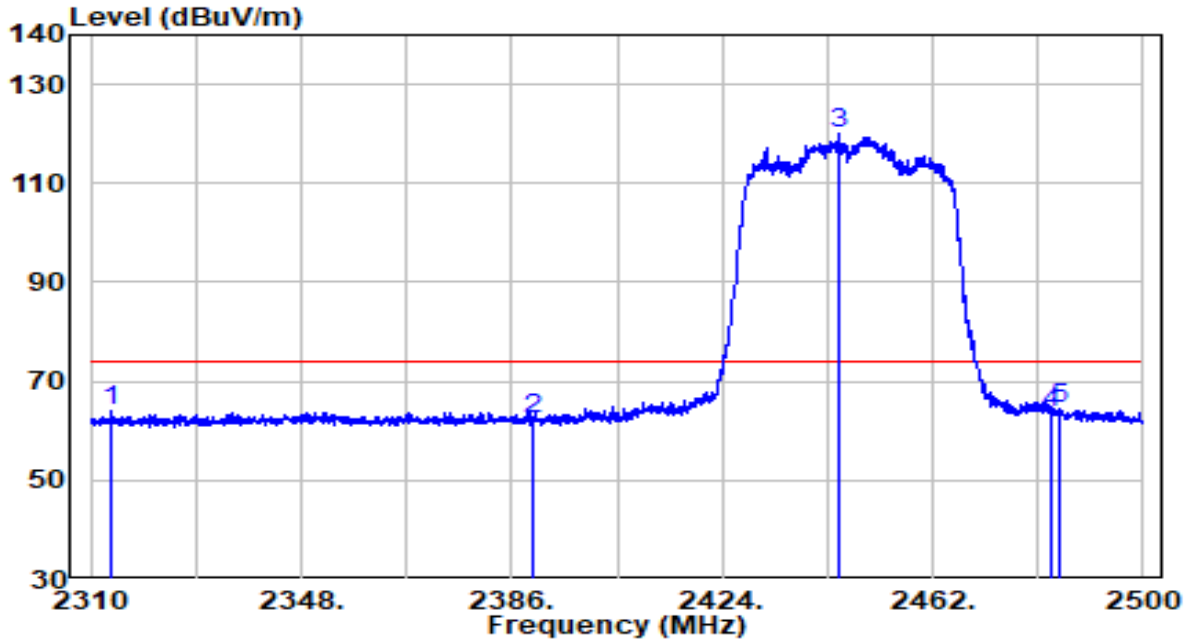

No		Frequency (MHz)	Reading (dBuV)	C.F (dB)	Measurement (dBuV/m)	Margin (dB)	Limit (dBuV/m)	Remark (QP/PK/AV)
1		2313.800	32.02	31.96	63.98	-10.02	74.00	Peak
2		2390.000	29.91	32.30	62.21	-11.79	74.00	Peak
3	*	2445.185	87.41	32.54	119.95	N/A	N/A	Peak
4		2483.500	30.79	32.71	63.49	-10.51	74.00	Peak
5		2484.895	31.87	32.71	64.58	-9.42	74.00	Peak

Note:

1. " *", means this data is the worst emission level.
2. C.F (Correction Factor) = Antenna Factor (dB)+ Cable Loss (dB).
3. Measurement(dBuV/m) = Reading(dBuV) + C.F (Correction Factor).
4.The emission levels of other frequencies are very lower than the limit and not show in test report.

EUT	AX5400 Wi-Fi 6 Router	Date of Test	2020-12-09
Factor	BBHA 9120D	Temp. / Humidity	22.6°C/24%
Polarity	Vertical	Site / Test Engineer	AC1 / Jay
Test Mode	Transmit by 802.11ax-HE40 at Channel 2447MHz	Test Voltage	AC 120V/60Hz

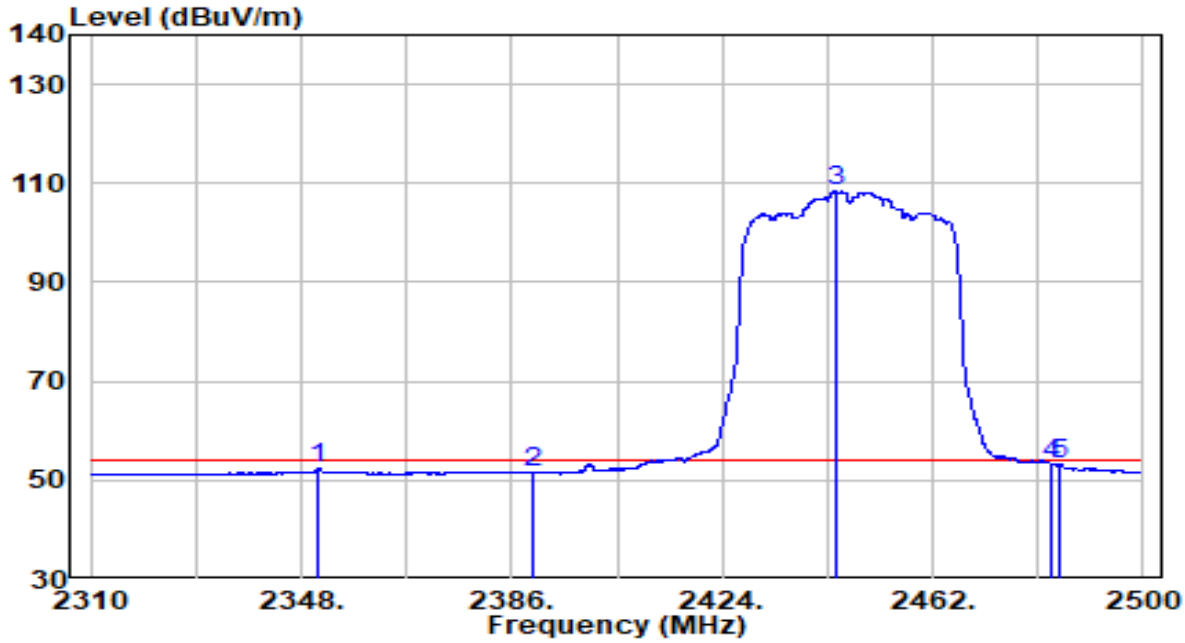

No		Frequency (MHz)	Reading (dBuV)	C.F (dB)	Measurement (dBuV/m)	Margin (dB)	Limit (dBuV/m)	Remark (QP/PK/AV)
1		2351.040	20.33	32.12	52.46	-1.54	54.00	Average
2		2390.000	19.22	32.30	51.52	-2.48	54.00	Average
3	*	2444.425	75.96	32.54	108.49	N/A	N/A	Average
4		2483.470	20.59	32.71	53.30	-0.70	54.00	Average
5		2484.990	20.59	32.71	53.31	-0.69	54.00	Average

Note:

1. " *", means this data is the worst emission level.
2. C.F (Correction Factor) = Antenna Factor (dB)+ Cable Loss (dB).
3. Measurement(dBuV/m) = Reading(dBuV) + C.F (Correction Factor).
4.The emission levels of other frequencies are very lower than the limit and not show in test report.

EUT	AX5400 Wi-Fi 6 Router	Date of Test	2020-12-09
Factor	BBHA 9120D	Temp. / Humidity	21.9°C/32%
Polarity	Horizontal	Site / Test Engineer	AC1 / Jay
Test Mode	Transmit by 802.11ax-HE40 at Channel 2452MHz	Test Voltage	AC 120V/60Hz

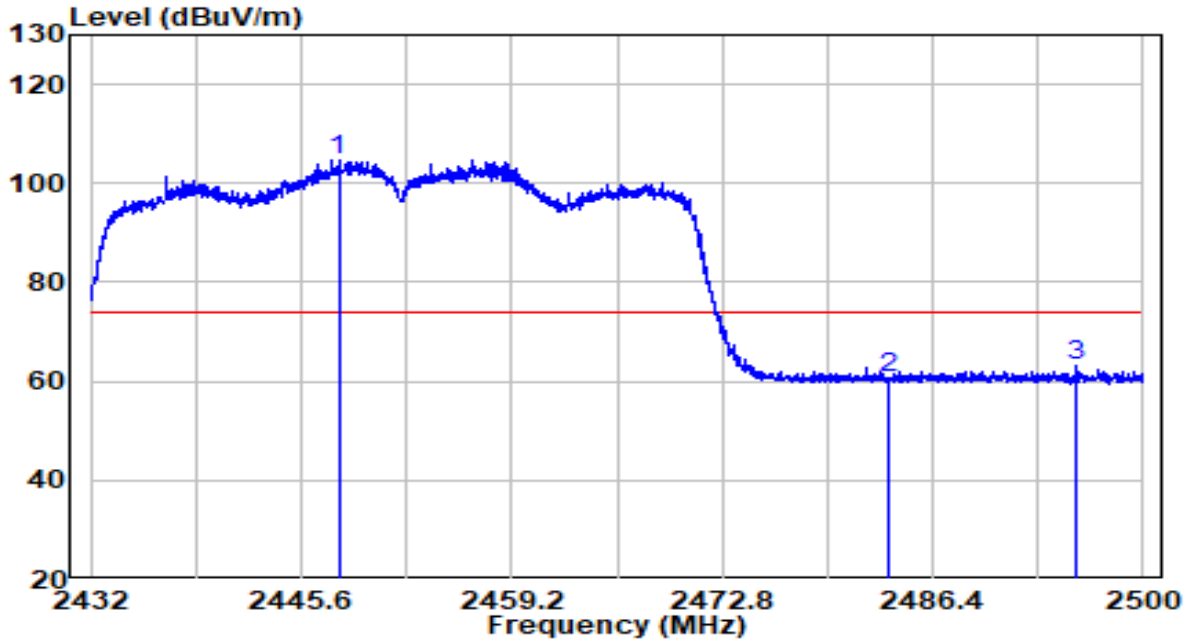

No		Frequency (MHz)	Reading (dBuV)	C.F (dB)	Measurement (dBuV/m)	Margin (dB)	Limit (dBuV/m)	Remark (QP/PK/AV)
1	*	2448.014	72.25	32.55	104.80	N/A	N/A	Peak
2		2483.500	28.01	32.71	60.71	-13.29	74.00	Peak
3		2495.614	30.21	32.76	62.97	-11.03	74.00	Peak

Note:

1. " *", means this data is the worst emission level.
2. C.F (Correction Factor) = Antenna Factor (dB)+ Cable Loss (dB).
3. Measurement(dBuV/m) = Reading(dBuV) + C.F (Correction Factor).
4.The emission levels of other frequencies are very lower than the limit and not show in test report.

EUT	AX5400 Wi-Fi 6 Router	Date of Test	2020-12-09
Factor	BBHA 9120D	Temp. / Humidity	21.9°C/32%
Polarity	Horizontal	Site / Test Engineer	AC1 / Jay
Test Mode	Transmit by 802.11ax-HE40 at Channel 2452MHz	Test Voltage	AC 120V/60Hz

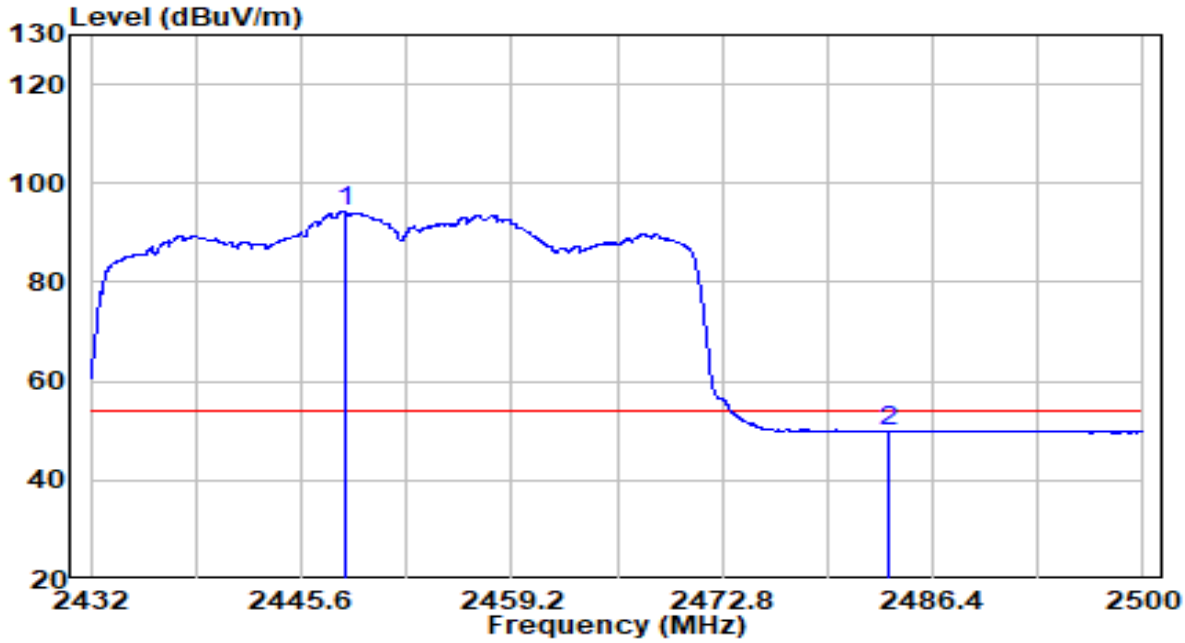

No		Frequency (MHz)	Reading (dBuV)	C.F (dB)	Measurement (dBuV/m)	Margin (dB)	Limit (dBuV/m)	Remark (QP/PK/AV)
1	*	2448.422	61.73	32.55	94.28	N/A	N/A	Average
2		2483.500	17.20	32.71	49.91	-4.09	54.00	Average

Note:

1. " *", means this data is the worst emission level.
2. C.F (Correction Factor) = Antenna Factor (dB)+ Cable Loss (dB).
3. Measurement(dBuV/m) = Reading(dBuV) + C.F (Correction Factor).
4.The emission levels of other frequencies are very lower than the limit and not show in test report.

EUT	AX5400 Wi-Fi 6 Router	Date of Test	2020-12-09
Factor	BBHA 9120D	Temp. / Humidity	21.9°C/32%
Polarity	Vertical	Site / Test Engineer	AC1 / Jay
Test Mode	Transmit by 802.11ax-HE40 at Channel 2452MHz	Test Voltage	AC 120V/60Hz

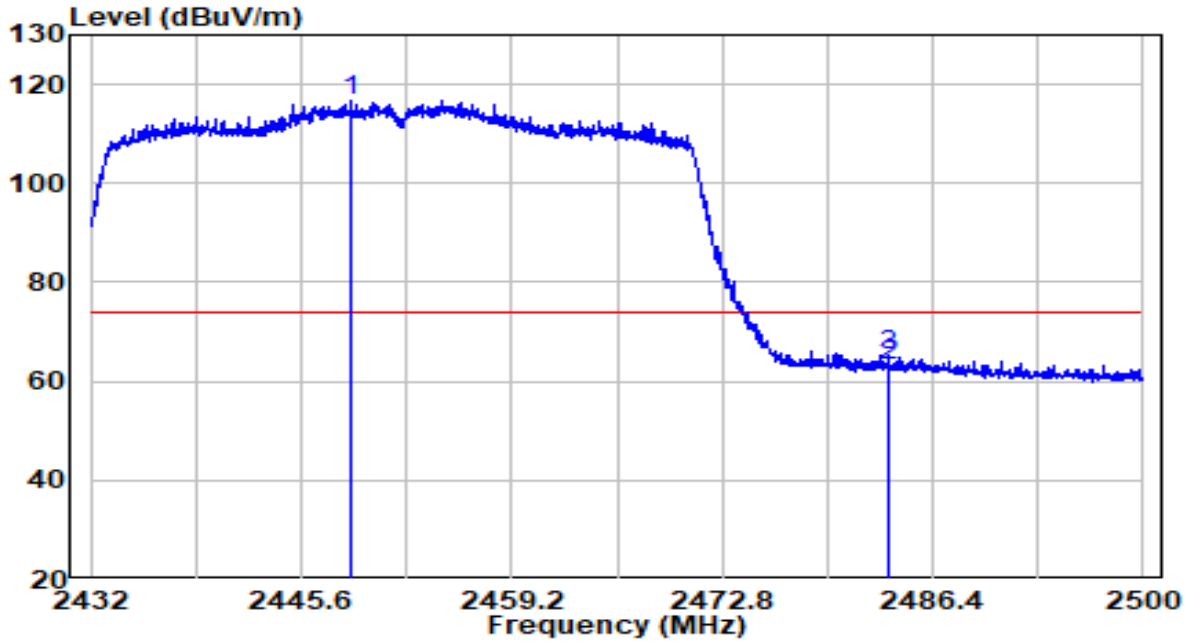

No		Frequency (MHz)	Reading (dBuV)	C.F (dB)	Measurement (dBuV/m)	Margin (dB)	Limit (dBuV/m)	Remark (QP/PK/AV)
1	*	2448.796	84.03	32.55	116.58	N/A	N/A	Peak
2		2483.500	30.26	32.71	62.97	-11.03	74.00	Peak
3		2483.544	32.34	32.71	65.05	-8.95	74.00	Peak

Note:

1. " *", means this data is the worst emission level.
2. C.F (Correction Factor) = Antenna Factor (dB)+ Cable Loss (dB).
3. Measurement(dBuV/m) = Reading(dBuV) + C.F (Correction Factor).
4.The emission levels of other frequencies are very lower than the limit and not show in test report.

EUT	AX5400 Wi-Fi 6 Router	Date of Test	2020-12-09
Factor	BBHA 9120D	Temp. / Humidity	21.9°C/32%
Polarity	Vertical	Site / Test Engineer	AC1 / Jay
Test Mode	Transmit by 802.11ax-HE40 at Channel 2452MHz	Test Voltage	AC 120V/60Hz

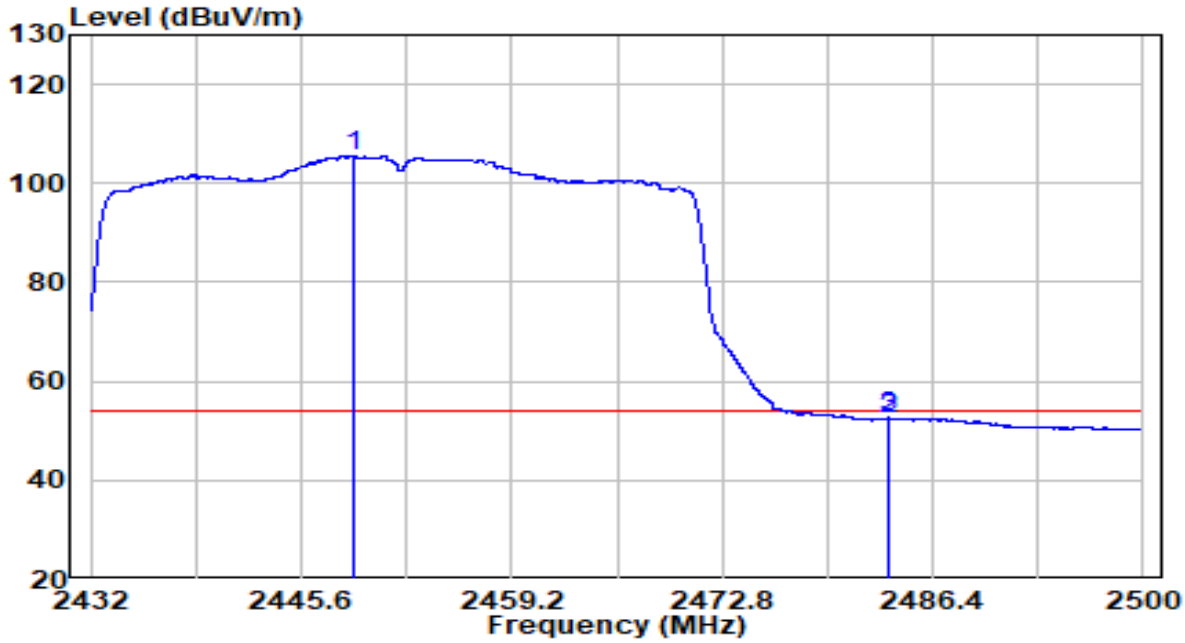

No		Frequency (MHz)	Reading (dBuV)	C.F (dB)	Measurement (dBuV/m)	Margin (dB)	Limit (dBuV/m)	Remark (QP/PK/AV)
1	*	2449.068	72.91	32.56	105.46	N/A	N/A	Average
2		2483.500	19.77	32.71	52.48	-1.52	54.00	Average
3		2483.578	19.93	32.71	52.64	-1.36	54.00	Average

Note:

1. " *", means this data is the worst emission level.
2. C.F (Correction Factor) = Antenna Factor (dB)+ Cable Loss (dB).
3. Measurement(dBuV/m) = Reading(dBuV) + C.F (Correction Factor).
4.The emission levels of other frequencies are very lower than the limit and not show in test report.

7.8. AC Conducted Emissions Measurement

7.8.1.Test Limit

FCC Part 15 Subpart C Paragraph 15.207 Limits		
Frequency (MHz)	QP (dBuV)	AV (dBuV)
0.15 - 0.50	66 - 56	56 - 46
0.50 - 5.0	56	46
5.0 - 30	60	50

Note 1: The lower limit shall apply at the transition frequencies.

Note 2: The limit decreases linearly with the logarithm of the frequency in the range 0.15MHz to 0.5MHz.

7.8.2.Test Setup

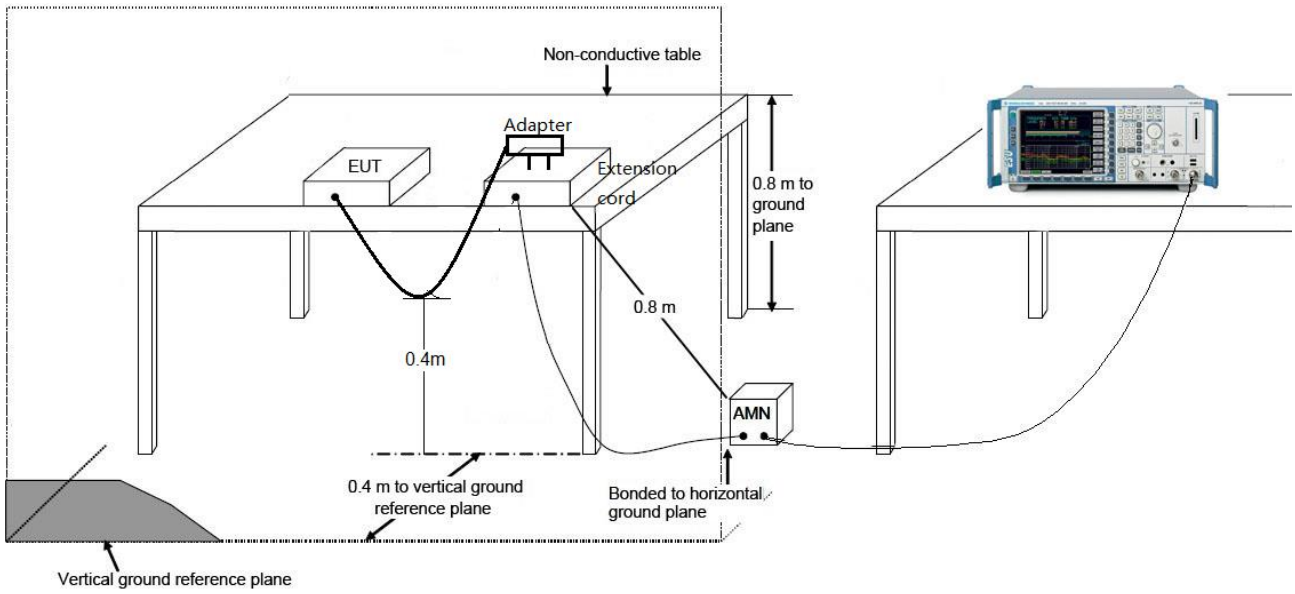

7.8.3.Test Result

EUT	AX5400 Wi-Fi 6 Router	Date of Test	2020-12-07
Factor	CE_ENV216-L1 (Filter ON)_2020	Temp. / Humidity	22.3°C /40.8%
Polarity	Line1	Site / Test Engineer	SR2 / Peter Xu
Test Mode	1	Test Voltage	AC 120V/60Hz

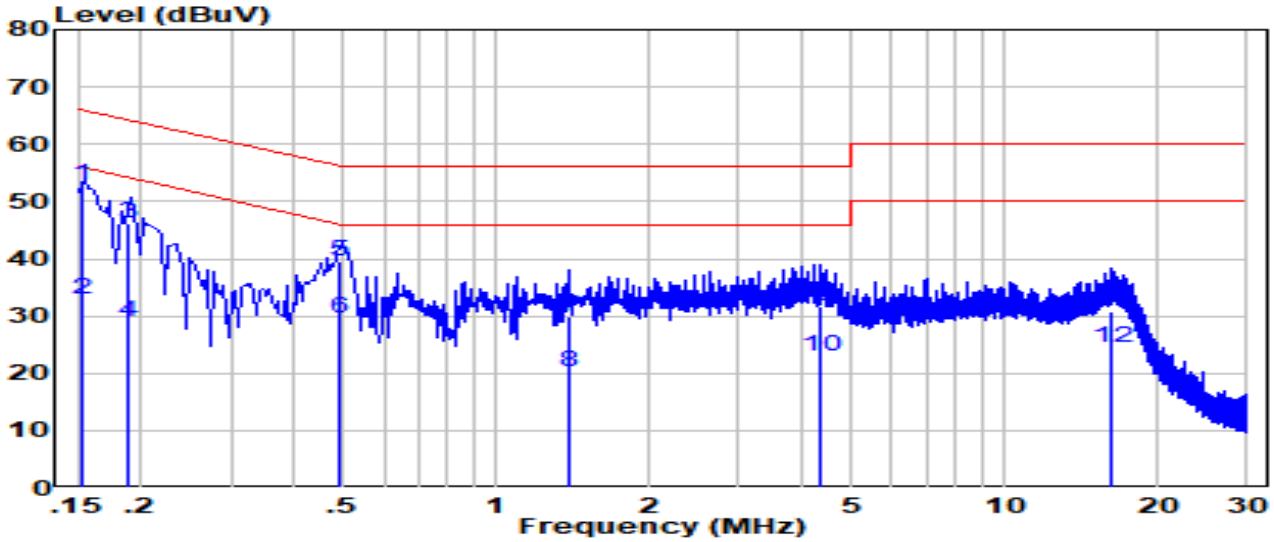

No		Frequency (MHz)	Reading (dBuV)	C.F (dB)	Measurement (dBuV/m)	Margin (dB)	Limit (dBuV/m)	Remark (QP/PK/AV)
1	*	0.153	43.26	9.60	52.86	-12.97	65.84	QP
2		0.153	23.36	9.60	32.96	-22.87	55.84	Average
3		0.189	36.70	9.58	46.29	-17.79	64.08	QP
4		0.189	19.30	9.58	28.89	-25.19	54.08	Average
5		0.490	29.86	9.60	39.46	-16.71	56.17	QP
6		0.490	19.96	9.60	29.56	-16.61	46.17	Average
7		1.390	20.10	9.67	29.77	-26.23	56.00	QP
8		1.390	10.70	9.67	20.37	-25.63	46.00	Average
9		4.340	21.96	9.73	31.69	-24.31	56.00	QP
10		4.340	13.36	9.73	23.09	-22.91	46.00	Average
11		16.220	20.86	9.95	30.81	-29.19	60.00	QP
12		16.220	14.57	9.95	24.52	-25.48	50.00	Average

Note:

1. " *", means this data is the worst emission level.
2. C.F (Correction Factor) = LISN Factor (dB)+ Cable Loss (dB).
3. Measurement(dBuV/m) = Reading(dBuV) + C.F (Correction Factor).

EUT	AX5400 Wi-Fi 6 Router	Date of Test	2020-12-07
Factor	CE_ENV216-N (Filter ON)_2020	Temp. / Humidity	22.3°C /40.8%
Polarity	Neutral	Site / Test Engineer	SR2 / Peter Xu
Test Mode	1	Test Voltage	AC 120V/60Hz

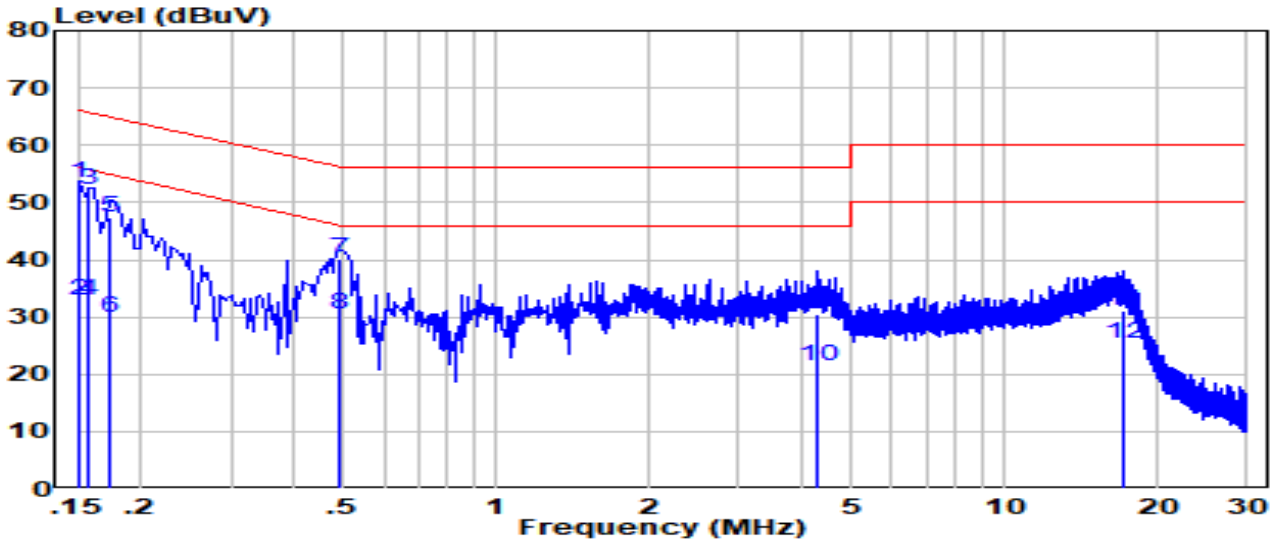

No		Frequency (MHz)	Reading (dBuV)	C.F (dB)	Measurement (dBuV/m)	Margin (dB)	Limit (dBuV/m)	Remark (QP/PK/AV)
1	*	0.150	43.81	9.62	53.43	-12.57	66.00	QP
2		0.150	23.21	9.62	32.83	-23.17	56.00	Average
3		0.157	42.52	9.61	52.13	-13.49	65.62	QP
4		0.157	23.42	9.61	33.03	-22.59	55.62	Average
5		0.173	37.93	9.60	47.53	-17.29	64.82	QP
6		0.173	20.23	9.60	29.83	-24.99	54.82	Average
7		0.490	30.56	9.61	40.17	-16.00	56.17	QP
8		0.490	20.86	9.61	30.47	-15.70	46.17	Average
9		4.270	20.88	9.72	30.60	-25.40	56.00	QP
10		4.270	11.78	9.72	21.50	-24.50	46.00	Average
11		17.100	21.13	10.00	31.13	-28.87	60.00	QP
12		17.100	15.33	10.00	25.33	-24.67	50.00	Average

Note:

1. " *", means this data is the worst emission level.
2. C.F (Correction Factor) = LISN Factor (dB)+ Cable Loss (dB).
3. Measurement(dBuV/m) = Reading(dBuV) + C.F (Correction Factor).

8. CONCLUSION

The data collected relate only the item(s) tested and show that the device is compliance with Part 15C of the FCC Rules.

The End

Appendix A - Test Setup Photograph

Refer to “2012TW0008-Setup Photo” file.

Appendix B - External Photograph

Refer to “2012TW0008-External Photo” file.

Appendix C - Internal Photograph

Refer to “2012TW0008-Internal Photo” file.