802.11ax-HE160 Power Spectral Density - Ant 3	
Channel 50 (5250MHz)	Channel 114 (5570MHz)
	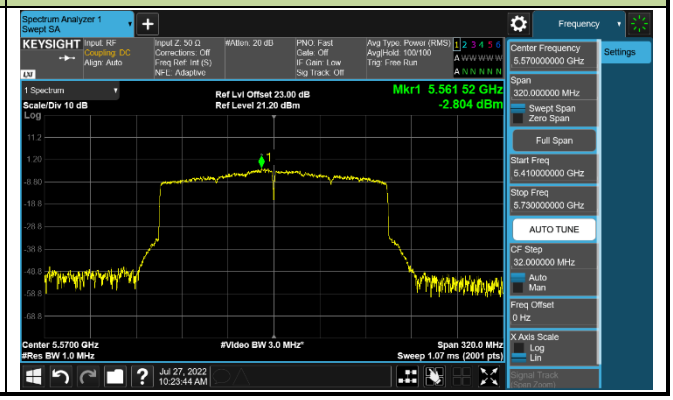

7.7. Radiated Spurious Emission Measurement

7.7.1.Test Limit

All out of band emissions appearing in a restricted band as specified in Section 15.205 of the Title 47CFR must not exceed the limits shown in Table per Section 15.209.

FCC Part 15 Subpart C Paragraph 15.209		
Frequency [MHz]	Field Strength [uV/m]	Measured Distance [Meters]
0.009 - 0.490	2400/F (kHz)	300
0.490 - 1.705	24000/F (kHz)	30
1.705 - 30	30	30
30 - 88	100	3
88 - 216	150	3
216 - 960	200	3
Above 960	500	3

7.7.2.Test Procedure Used

KDB 789033 D02v02r01- Section G

7.7.3.Test Setting

Table 1 - RBW as a function of frequency

Frequency	RBW
9 ~ 150 kHz	200 ~ 300 Hz
0.15 ~ 30 MHz	9 ~ 10 kHz
30 ~ 1000 MHz	100 ~ 120 kHz
>1000 MHz	1 MHz

Quasi-Peak Measurements below 1GHz

1. Analyzer center frequency was set to the frequency of the radiated spurious emission of interest

2. Span was set greater than 1MHz

3. RBW = as specified in Table 1

4. Detector = CISPR quasi-peak

5. Sweep time = auto couple

6. Trace was allowed to stabilize

Peak Measurements above 1GHz

1. Analyzer center frequency was set to the frequency of the radiated spurious emission of interest

2. RBW = 1MHz

3. VBW = 3MHz

4. Detector = peak

5. Sweep time = auto couple

6. Trace mode = max hold

7. Trace was allowed to stabilize

Average Measurements above 1GHz (Method VB)

1. Analyzer center frequency was set to the frequency of the radiated spurious emission of interest

2. RBW = 1MHz

3. VBW;If the EUT is configured to transmit with duty cycle ≥ 98%, set VBW = 10 Hz.

If the EUT duty cycle is < 98%, set VBW ≥ 1/T. T is the minimum transmission duration.

4. Detector = Peak

5. Sweep time = auto

6. Trace mode = max hold

7. Trace was allowed to stabilize

7.7.4.Test Setup

Below 1GHz Test Setup:

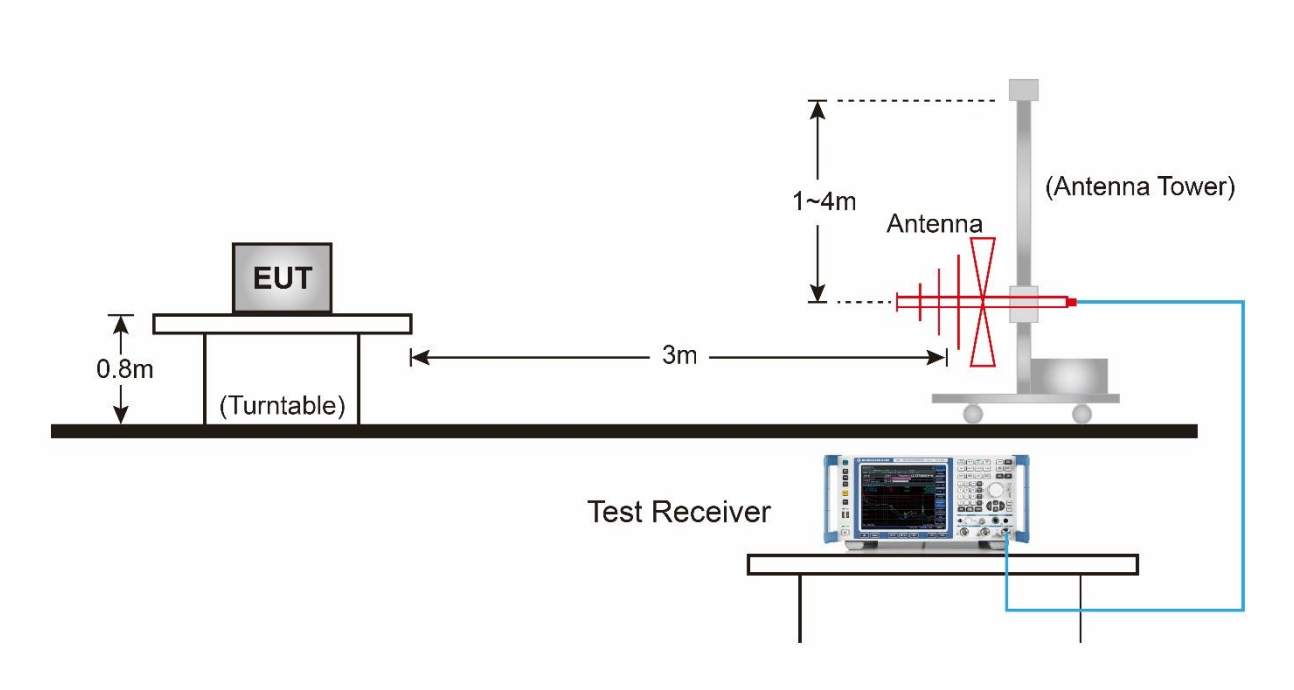

Above 1GHz Test Setup:

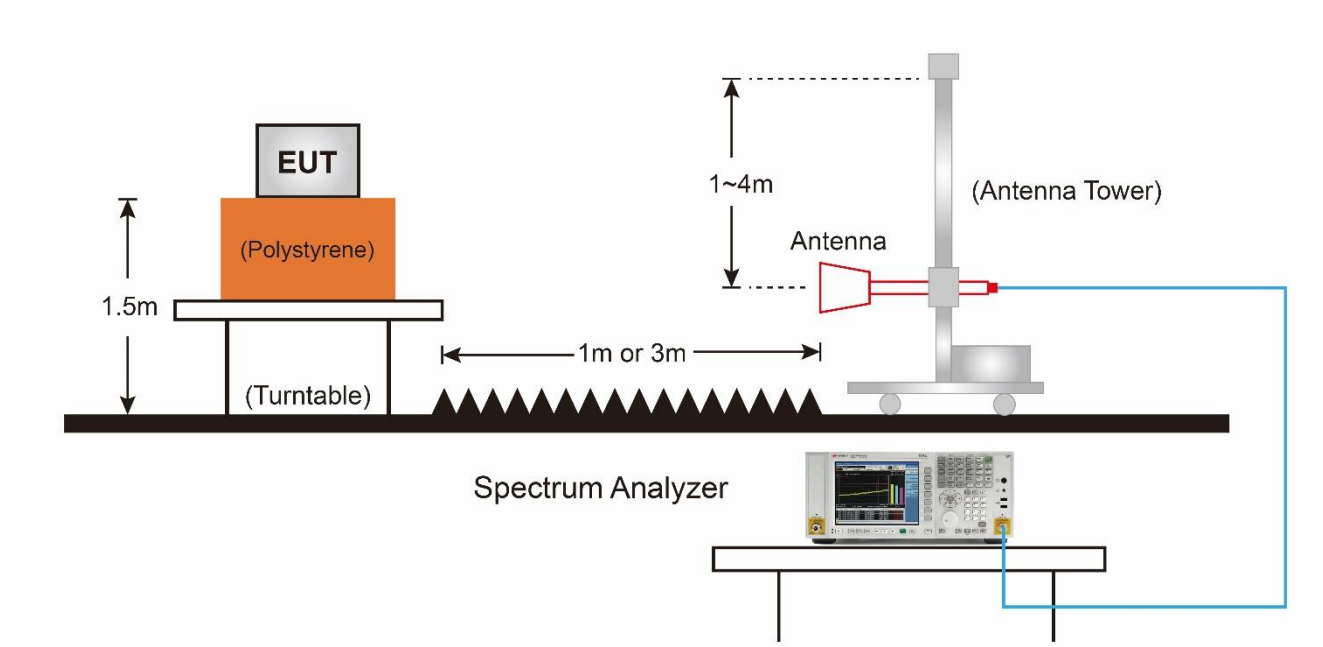

7.7.5.Test Result

EUT	AX6000 8-Stream Wi-Fi 6 Router	Date of Test	2022-07-18
Factor	VULB 9162	Temp. / Humidity	25°C /65%
Polarity	Horizontal	Site / Test Engineer	AC2 / Ares
Test Mode	802.11ac-20MHz_TX_Band1_CH 44_ANT 0+1+2+3	Test Voltage	AC 120V/60Hz

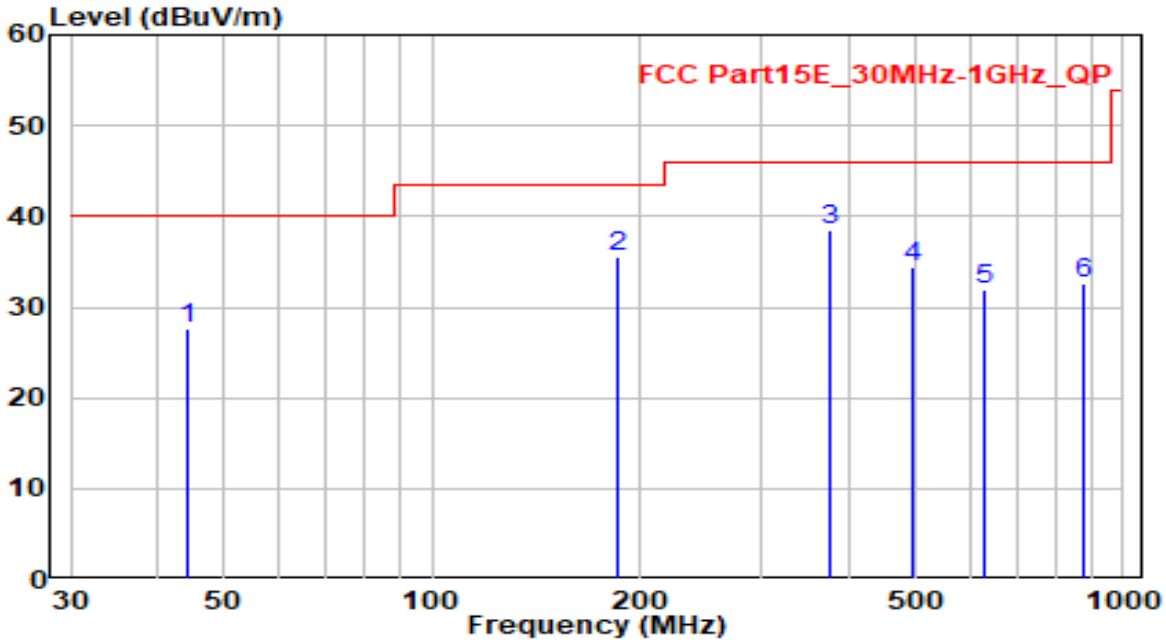

No		Frequency (MHz)	Reading (dBuV)	C.F (dB/m)	Measurement (dBuV/m)	Margin (dB)	Limit (dBuV/m)	Height (cm)	Angle (deg)	Remark (QP/PK/AV)
1		44.410	6.32	21.35	27.67	-12.33	40.00	100	285	QP
2		184.960	17.87	17.77	35.64	-7.86	43.50	100	25	QP
3	*	375.730	15.03	23.51	38.54	-7.46	46.00	100	15	QP
4		497.220	8.71	25.65	34.36	-11.64	46.00	100	65	QP
5		628.770	4.06	27.96	32.02	-13.98	46.00	100	225	QP
6		875.740	1.31	31.29	32.60	-13.40	46.00	100	320	QP

Note:

1. " *", means this data is the worst emission level.
2. C.F (Correction Factor) = Antenna Factor (dB)+ Cable Loss (dB).
3. Measurement (dBuV/m) = Reading(dBuV) + C.F (Correction Factor).
4. The emission levels of other frequencies are very lower than the limit and not show in test report.

EUT	AX6000 8-Stream Wi-Fi 6 Router	Date of Test	2022-07-18
Factor	VULB 9162	Temp. / Humidity	25°C /65%
Polarity	Vertical	Site / Test Engineer	AC2 / Ares
Test Mode	802.11ac-20MHz_TX_Band1_CH 44_ANT 0+1+2+3	Test Voltage	AC 120V/60Hz

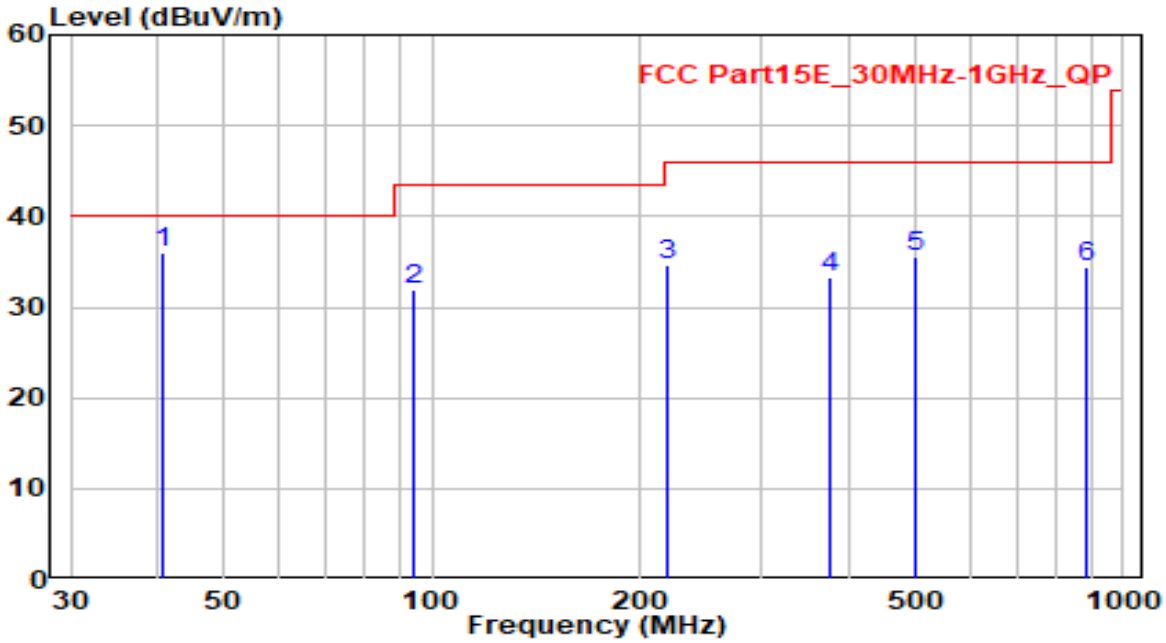

No		Frequency (MHz)	Reading (dBuV)	C.F (dB/m)	Measurement (dBuV/m)	Margin (dB)	Limit (dBuV/m)	Height (cm)	Angle (deg)	Remark (QP/PK/AV)
1	*	40.850	15.46	20.62	36.09	-3.91	40.00	100	225	QP
2		94.390	13.53	18.34	31.87	-11.63	43.50	100	280	QP
3		218.180	15.72	18.98	34.70	-11.30	46.00	100	235	QP
4		375.230	9.79	23.50	33.29	-12.71	46.00	100	280	QP
5		500.620	9.77	25.73	35.50	-10.50	46.00	100	155	QP
6		885.690	2.88	31.43	34.32	-11.68	46.00	100	60	QP

Note:

1. " *", means this data is the worst emission level.
2. C.F (Correction Factor) = Antenna Factor (dB)+ Cable Loss (dB).
3. Measurement (dBuV/m) = Reading(dBuV) + C.F (Correction Factor).
4. The emission levels of other frequencies are very lower than the limit and not show in test report.

EUT	AX6000 8-Stream Wi-Fi 6 Router	Date of Test	2022-07-09
Factor	DRH18-E	Temp. / Humidity	25°C /65%
Polarity	Horizontal	Site / Test Engineer	AC2 / Ares
Test Mode	802.11a_TX_Band1_CH 36_ANT 0+1+2+3	Test Voltage	AC 120V/60Hz

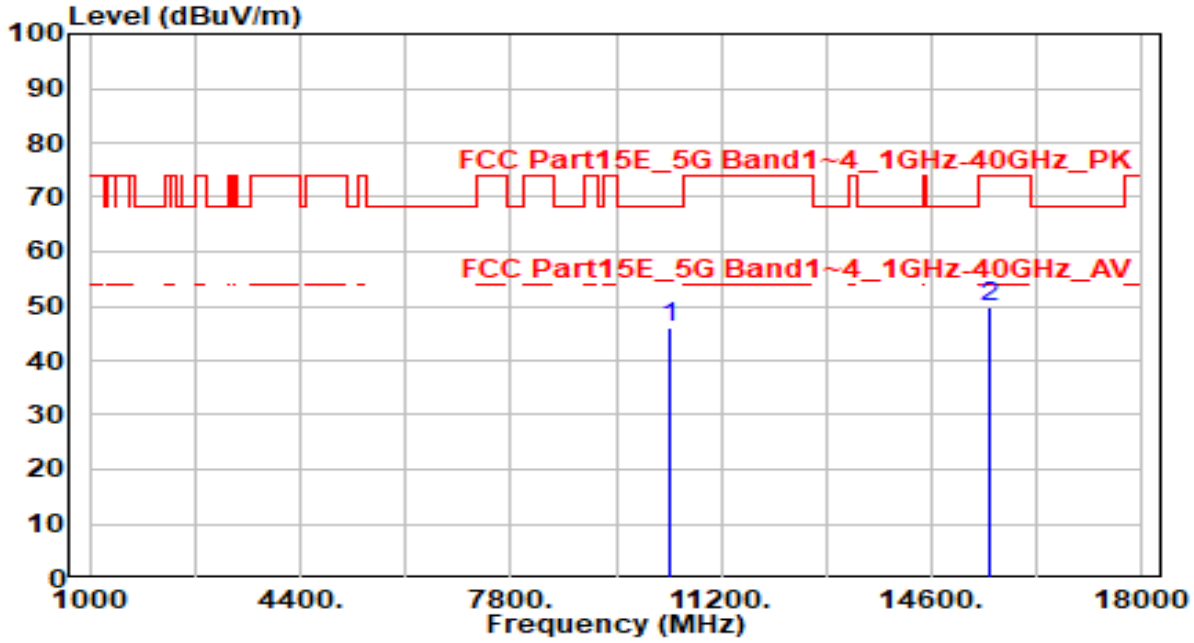

No		Frequency (MHz)	Reading (dBuV)	C.F (dB/m)	Measurement (dBuV/m)	Margin (dB)	Limit (dBuV/m)	Height (cm)	Angle (deg)	Remark (QP/PK/AV)
1	*	10360.000	40.70	5.29	45.99	-22.21	68.20	100	140	Peak
2		15540.000	43.37	6.41	49.78	-24.22	74.00	200	145	Peak

Note:

1. " *", means this data is the worst emission level.
2. C.F (Correction Factor) = Antenna Factor (dB)+ Cable Loss (dB) – Preamplifier(dB).
3. Measurement (dBuV/m) = Reading(dBuV) + C.F (Correction Factor).
4. The emission levels of other frequencies are very lower than the limit and not show in test report.

EUT	AX6000 8-Stream Wi-Fi 6 Router	Date of Test	2022-07-09
Factor	DRH18-E	Temp. / Humidity	25°C /65%
Polarity	Vertical	Site / Test Engineer	AC2 / Ares
Test Mode	802.11a_TX_Band1_CH 36_ANT 0+1+2+3	Test Voltage	AC 120V/60Hz

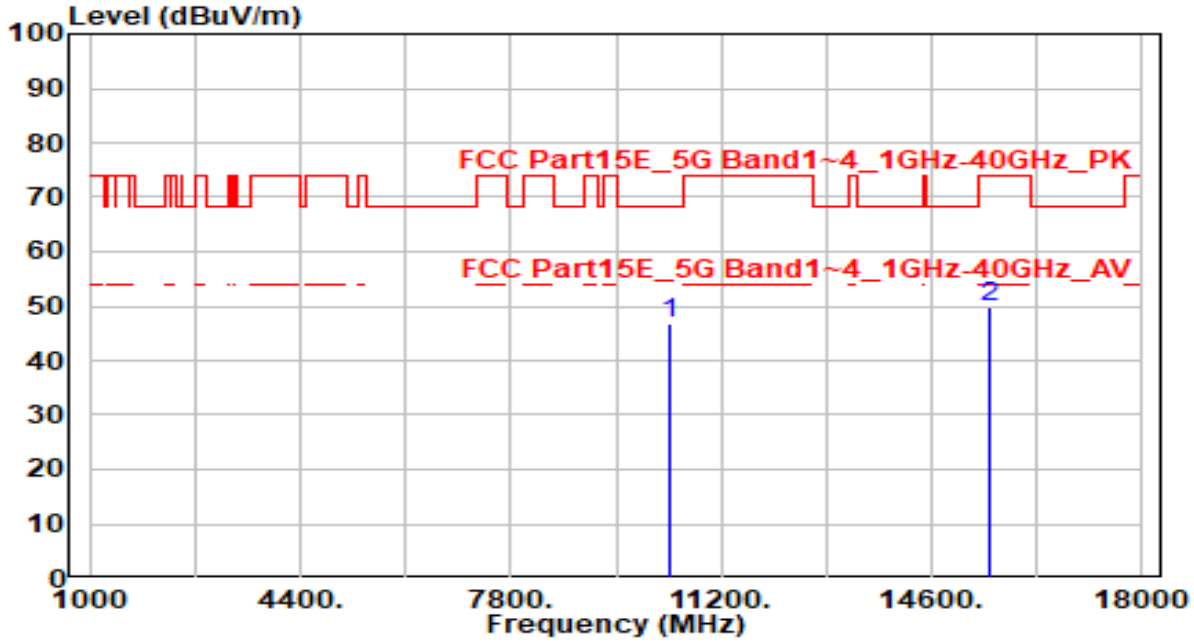

No		Frequency (MHz)	Reading (dBuV)	C.F (dB/m)	Measurement (dBuV/m)	Margin (dB)	Limit (dBuV/m)	Height (cm)	Angle (deg)	Remark (QP/PK/AV)
1	*	10360.000	41.45	5.29	46.75	-21.45	68.20	200	155	Peak
2		15540.000	43.59	6.41	50.00	-24.00	74.00	300	195	Peak

Note:

1. " *", means this data is the worst emission level.
2. C.F (Correction Factor) = Antenna Factor (dB)+ Cable Loss (dB) – Preamplifier(dB).
3. Measurement (dBuV/m) = Reading(dBuV) + C.F (Correction Factor).
4. The emission levels of other frequencies are very lower than the limit and not show in test report.

EUT	AX6000 8-Stream Wi-Fi 6 Router	Date of Test	2022-07-09
Factor	DRH18-E	Temp. / Humidity	25°C /65%
Polarity	Horizontal	Site / Test Engineer	AC2 / Ares
Test Mode	802.11a_TX_Band1_CH 44_ANT 0+1+2+3	Test Voltage	AC 120V/60Hz

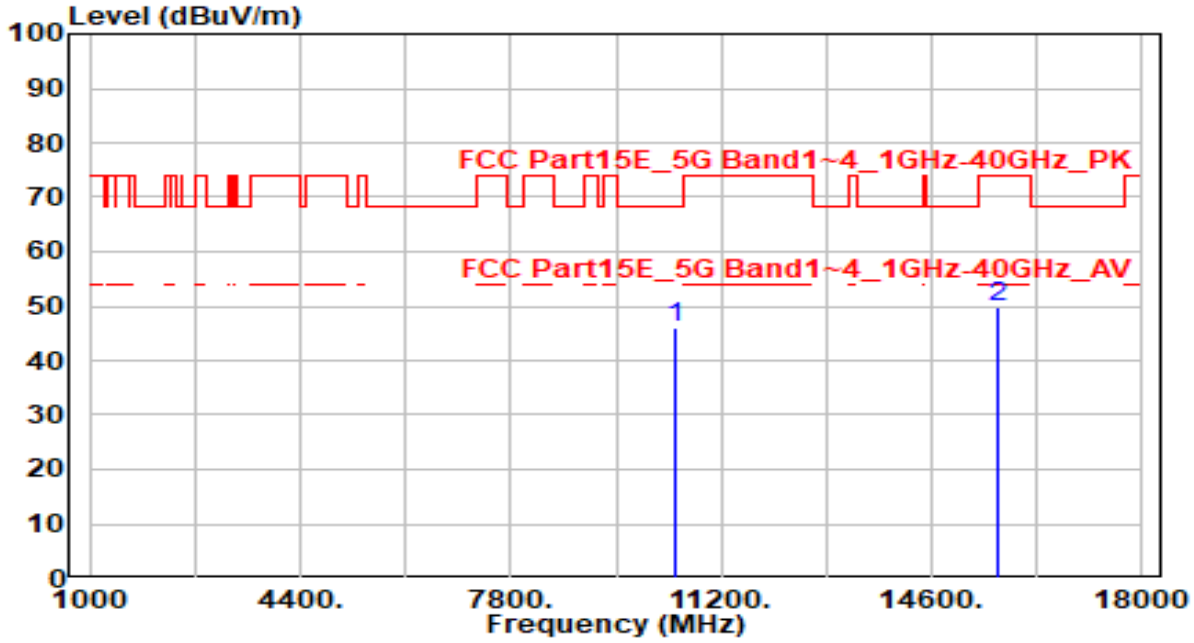

No		Frequency (MHz)	Reading (dBuV)	C.F (dB/m)	Measurement (dBuV/m)	Margin (dB)	Limit (dBuV/m)	Height (cm)	Angle (deg)	Remark (QP/PK/AV)
1	*	10440.000	40.62	5.28	45.90	-22.30	68.20	100	295	Peak
2		15660.000	43.17	6.56	49.73	-24.27	74.00	100	305	Peak

Note:

1. " *", means this data is the worst emission level.
2. C.F (Correction Factor) = Antenna Factor (dB)+ Cable Loss (dB) – Preamplifier(dB).
3. Measurement (dBuV/m) = Reading(dBuV) + C.F (Correction Factor).
4. The emission levels of other frequencies are very lower than the limit and not show in test report.

EUT	AX6000 8-Stream Wi-Fi 6 Router	Date of Test	2022-07-09
Factor	DRH18-E	Temp. / Humidity	25°C /65%
Polarity	Vertical	Site / Test Engineer	AC2 / Ares
Test Mode	802.11a_TX_Band1_CH 44_ANT 0+1+2+3	Test Voltage	AC 120V/60Hz

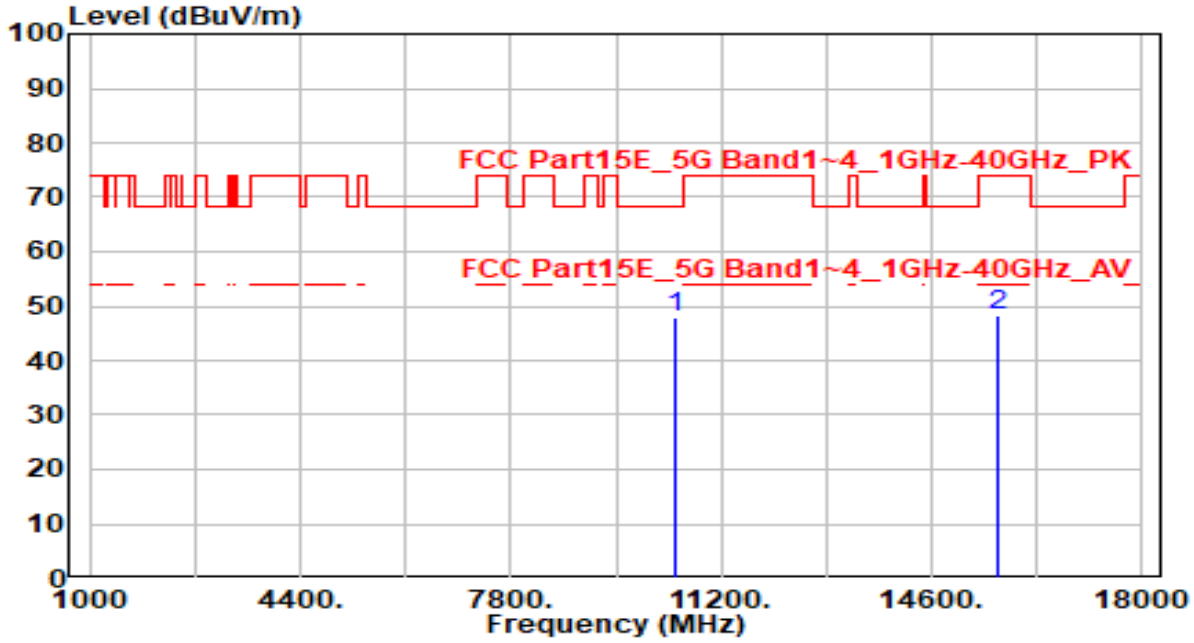

No		Frequency (MHz)	Reading (dBuV)	C.F (dB/m)	Measurement (dBuV/m)	Margin (dB)	Limit (dBuV/m)	Height (cm)	Angle (deg)	Remark (QP/PK/AV)
1	*	10440.000	42.63	5.28	47.91	-20.29	68.20	100	115	Peak
2		15660.000	41.77	6.56	48.33	-25.67	74.00	100	105	Peak

Note:

1. " *", means this data is the worst emission level.
2. C.F (Correction Factor) = Antenna Factor (dB)+ Cable Loss (dB) – Preamplifier(dB).
3. Measurement (dBuV/m) = Reading(dBuV) + C.F (Correction Factor).
4. The emission levels of other frequencies are very lower than the limit and not show in test report.

EUT	AX6000 8-Stream Wi-Fi 6 Router	Date of Test	2022-07-09
Factor	DRH18-E	Temp. / Humidity	25°C /65%
Polarity	Horizontal	Site / Test Engineer	AC2 / Ares
Test Mode	802.11a_TX_Band1_CH 48_ANT 0+1+2+3	Test Voltage	AC 120V/60Hz

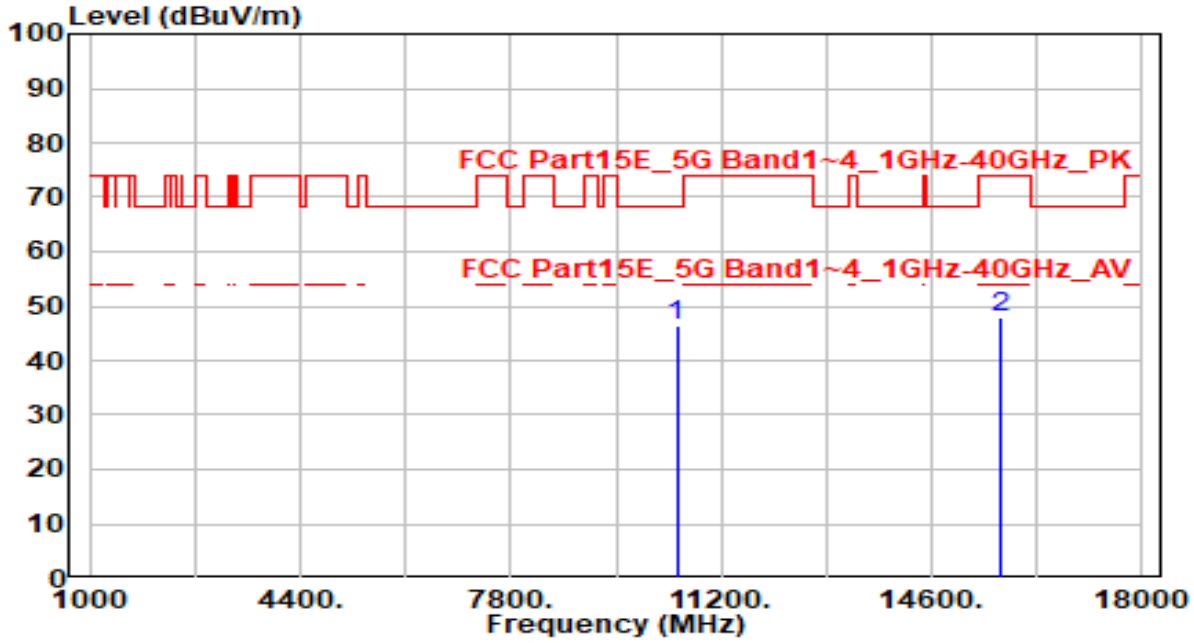

No		Frequency (MHz)	Reading (dBuV)	C.F (dB/m)	Measurement (dBuV/m)	Margin (dB)	Limit (dBuV/m)	Height (cm)	Angle (deg)	Remark (QP/PK/AV)
1	*	10480.000	41.30	5.26	46.56	-21.64	68.20	100	140	Peak
2		15720.000	41.36	6.69	48.06	-25.94	74.00	100	20	Peak

Note:

1. " *", means this data is the worst emission level.
2. C.F (Correction Factor) = Antenna Factor (dB)+ Cable Loss (dB) – Preamplifier(dB).
3. Measurement (dBuV/m) = Reading(dBuV) + C.F (Correction Factor).
4. The emission levels of other frequencies are very lower than the limit and not show in test report.

EUT	AX6000 8-Stream Wi-Fi 6 Router	Date of Test	2022-07-09
Factor	DRH18-E	Temp. / Humidity	25°C /65%
Polarity	Vertical	Site / Test Engineer	AC2 / Ares
Test Mode	802.11a_TX_Band1_CH 48_ANT 0+1+2+3	Test Voltage	AC 120V/60Hz

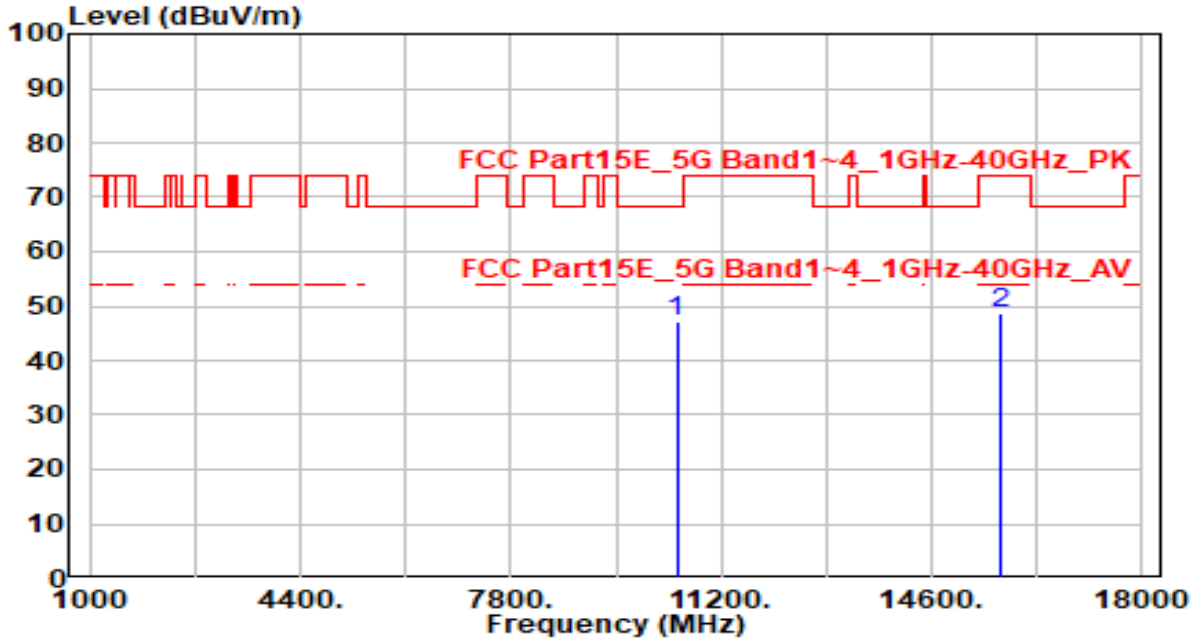

No		Frequency (MHz)	Reading (dBuV)	C.F (dB/m)	Measurement (dBuV/m)	Margin (dB)	Limit (dBuV/m)	Height (cm)	Angle (deg)	Remark (QP/PK/AV)
1	*	10480.000	41.89	5.26	47.15	-21.05	68.20	100	285	Peak
2		15720.000	41.83	6.69	48.52	-25.48	74.00	100	150	Peak

Note:

1. " *", means this data is the worst emission level.
2. C.F (Correction Factor) = Antenna Factor (dB)+ Cable Loss (dB) – Preamplifier(dB).
3. Measurement (dBuV/m) = Reading(dBuV) + C.F (Correction Factor).
4. The emission levels of other frequencies are very lower than the limit and not show in test report.

EUT	AX6000 8-Stream Wi-Fi 6 Router	Date of Test	2022-07-09
Factor	DRH18-E	Temp. / Humidity	25°C /65%
Polarity	Horizontal	Site / Test Engineer	AC2 / Ares
Test Mode	802.11a_TX_Band2_CH 52_ANT 0+1+2+3	Test Voltage	AC 120V/60Hz

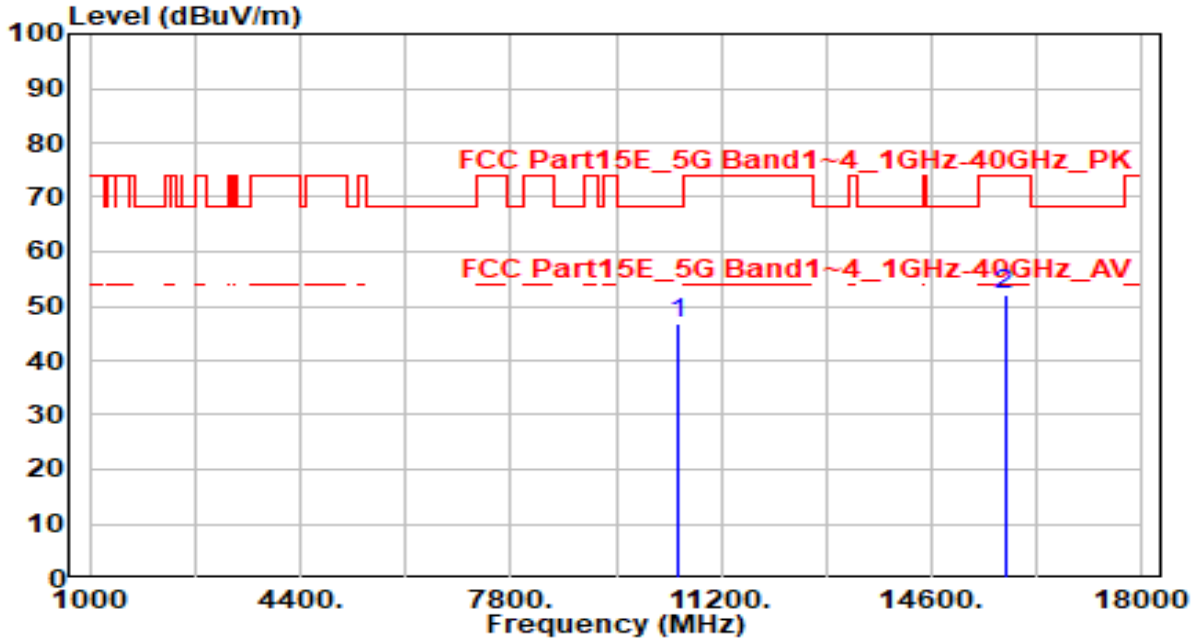

No		Frequency (MHz)	Reading (dBuV)	C.F (dB/m)	Measurement (dBuV/m)	Margin (dB)	Limit (dBuV/m)	Height (cm)	Angle (deg)	Remark (QP/PK/AV)
1	*	10520.000	41.67	5.25	46.92	-21.28	68.20	100	345	Peak
2		15780.000	45.12	6.83	51.95	-22.05	74.00	100	345	Peak

Note:

1. " *", means this data is the worst emission level.
2. C.F (Correction Factor) = Antenna Factor (dB)+ Cable Loss (dB) – Preamplifier(dB).
3. Measurement (dBuV/m) = Reading(dBuV) + C.F (Correction Factor).
4. The emission levels of other frequencies are very lower than the limit and not show in test report.

EUT	AX6000 8-Stream Wi-Fi 6 Router	Date of Test	2022-07-09
Factor	DRH18-E	Temp. / Humidity	25°C /65%
Polarity	Vertical	Site / Test Engineer	AC2 / Ares
Test Mode	802.11a_TX_Band2_CH 52_ANT 0+1+2+3	Test Voltage	AC 120V/60Hz

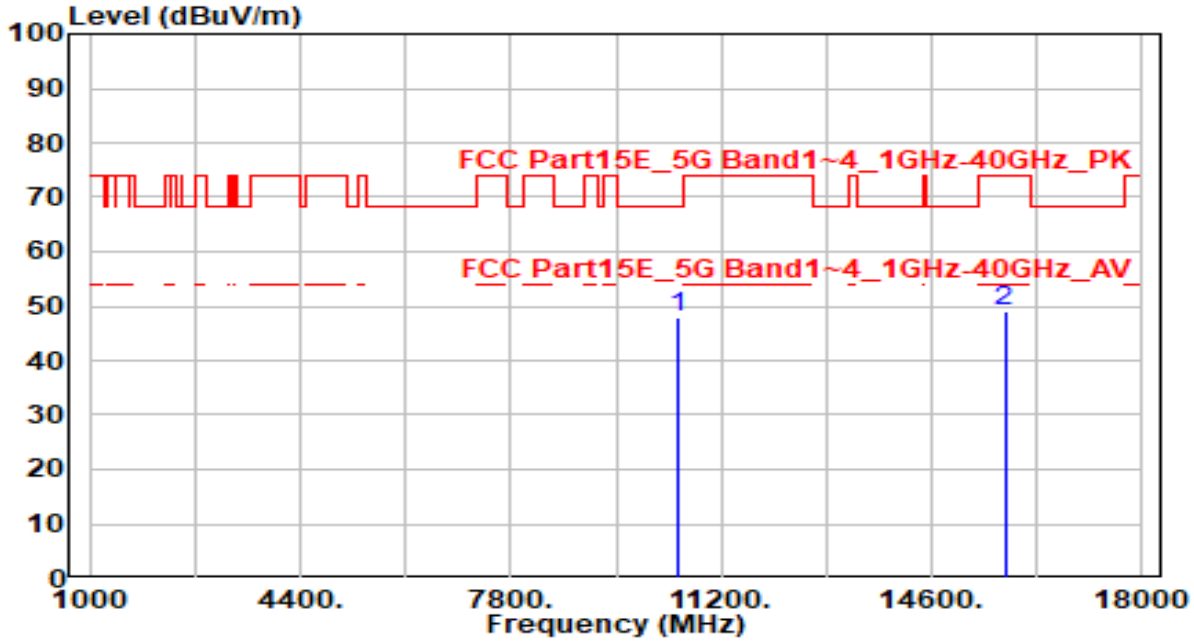

No		Frequency (MHz)	Reading (dBuV)	C.F (dB/m)	Measurement (dBuV/m)	Margin (dB)	Limit (dBuV/m)	Height (cm)	Angle (deg)	Remark (QP/PK/AV)
1	*	10520.000	42.50	5.25	47.75	-20.45	68.20	100	215	Peak
2		15780.000	42.18	6.83	49.01	-24.99	74.00	100	0	Peak

Note:

1. " *", means this data is the worst emission level.
2. C.F (Correction Factor) = Antenna Factor (dB)+ Cable Loss (dB) – Preamplifier(dB).
3. Measurement (dBuV/m) = Reading(dBuV) + C.F (Correction Factor).
4. The emission levels of other frequencies are very lower than the limit and not show in test report.

EUT	AX6000 8-Stream Wi-Fi 6 Router	Date of Test	2022-07-09
Factor	DRH18-E	Temp. / Humidity	25°C /65%
Polarity	Horizontal	Site / Test Engineer	AC2 / Ares
Test Mode	802.11a_TX_Band2_CH 60_ANT 0+1+2+3	Test Voltage	AC 120V/60Hz

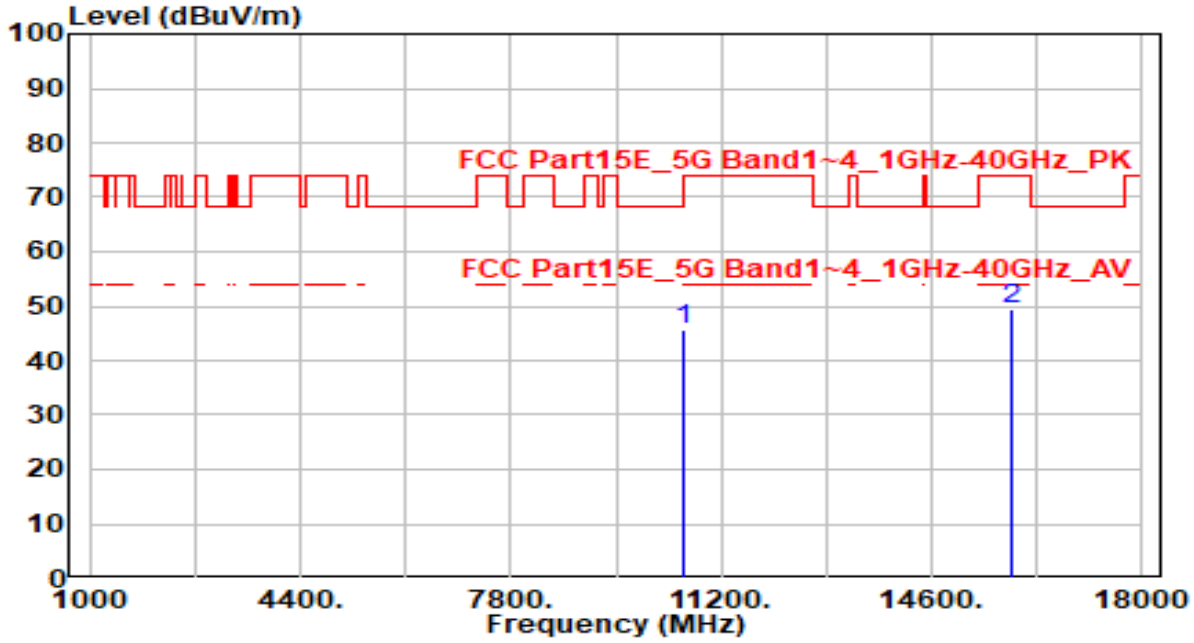

No		Frequency (MHz)	Reading (dBuV)	C.F (dB/m)	Measurement (dBuV/m)	Margin (dB)	Limit (dBuV/m)	Height (cm)	Angle (deg)	Remark (QP/PK/AV)
1	*	10600.000	40.25	5.25	45.51	-22.69	68.20	100	360	Peak
2		15900.000	42.64	6.95	49.59	-24.41	74.00	100	10	Peak

Note:

1. " *", means this data is the worst emission level.
2. C.F (Correction Factor) = Antenna Factor (dB)+ Cable Loss (dB) – Preamplifier(dB).
3. Measurement (dBuV/m) = Reading(dBuV) + C.F (Correction Factor).
4. The emission levels of other frequencies are very lower than the limit and not show in test report.

EUT	AX6000 8-Stream Wi-Fi 6 Router	Date of Test	2022-07-09
Factor	DRH18-E	Temp. / Humidity	25°C /65%
Polarity	Vertical	Site / Test Engineer	AC2 / Ares
Test Mode	802.11a_TX_Band2_CH 60_ANT 0+1+2+3	Test Voltage	AC 120V/60Hz

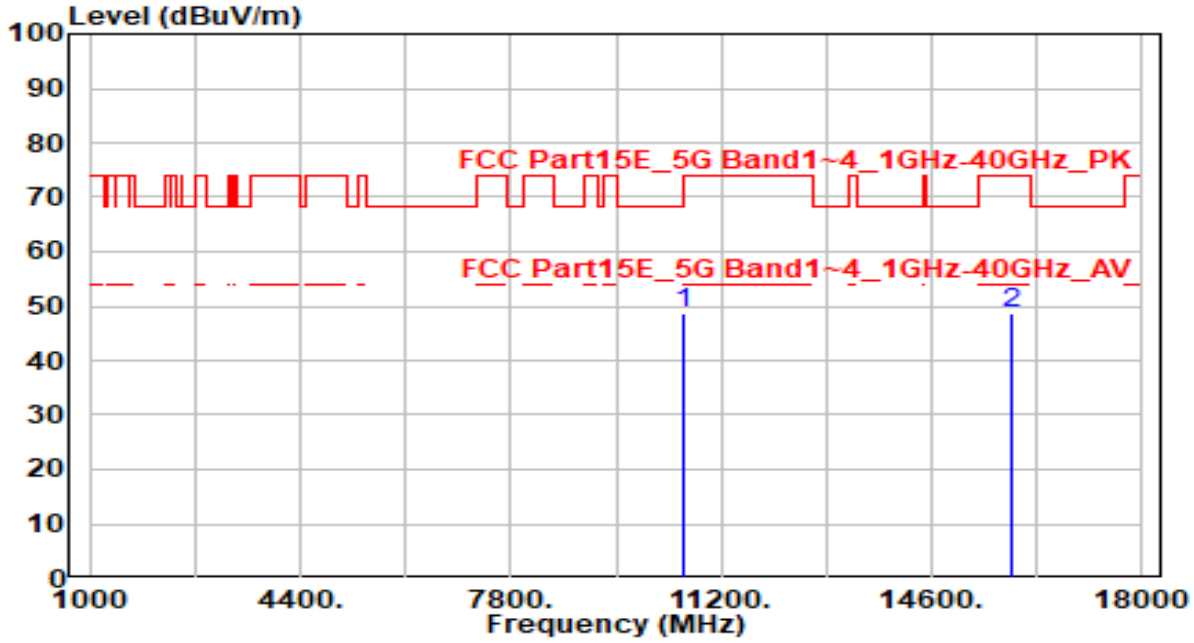

No		Frequency (MHz)	Reading (dBuV)	C.F (dB/m)	Measurement (dBuV/m)	Margin (dB)	Limit (dBuV/m)	Height (cm)	Angle (deg)	Remark (QP/PK/AV)
1	*	10600.000	43.45	5.25	48.70	-19.50	68.20	100	235	Peak
2		15900.000	41.84	6.95	48.79	-25.21	74.00	100	25	Peak

Note:

1. " *", means this data is the worst emission level.
2. C.F (Correction Factor) = Antenna Factor (dB)+ Cable Loss (dB) – Preamplifier(dB).
3. Measurement (dBuV/m) = Reading(dBuV) + C.F (Correction Factor).
4. The emission levels of other frequencies are very lower than the limit and not show in test report.

EUT	AX6000 8-Stream Wi-Fi 6 Router	Date of Test	2022-07-09
Factor	DRH18-E	Temp. / Humidity	25°C /65%
Polarity	Horizontal	Site / Test Engineer	AC2 / Ares
Test Mode	802.11a_TX_Band2_CH 64_ANT 0+1+2+3	Test Voltage	AC 120V/60Hz

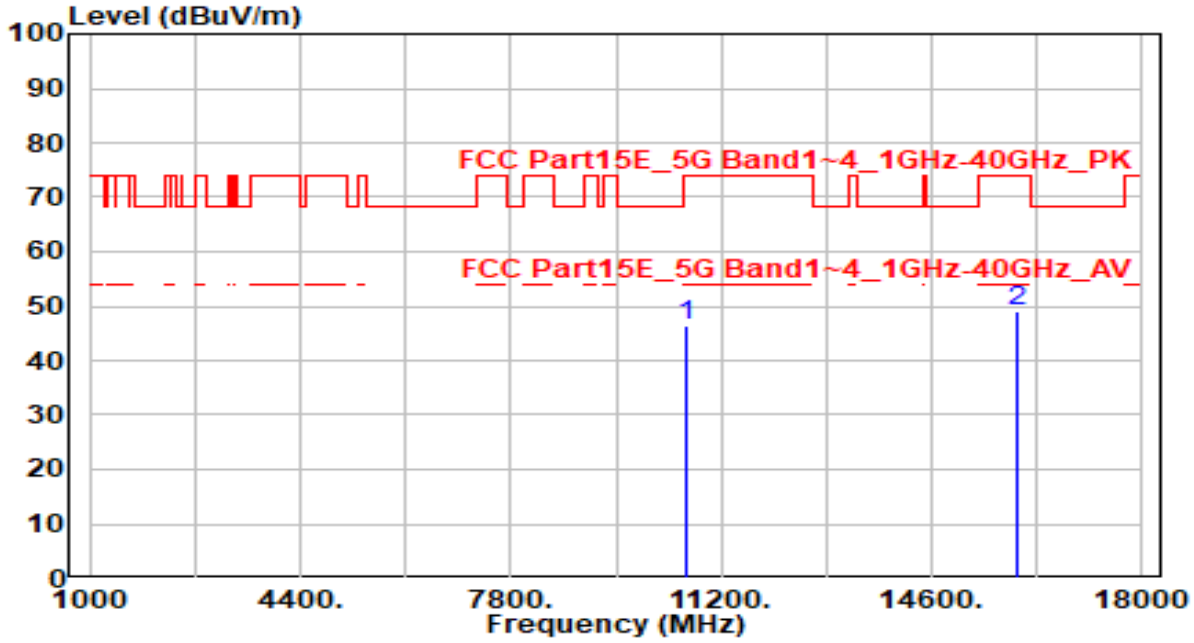

No		Frequency (MHz)	Reading (dBuV)	C.F (dB/m)	Measurement (dBuV/m)	Margin (dB)	Limit (dBuV/m)	Height (cm)	Angle (deg)	Remark (QP/PK/AV)
1		10640.000	41.02	5.27	46.29	-27.71	74.00	100	220	Peak
2	*	15960.000	41.94	7.00	48.94	-25.06	74.00	100	350	Peak

Note:

1. " *", means this data is the worst emission level.
2. C.F (Correction Factor) = Antenna Factor (dB)+ Cable Loss (dB) – Preamplifier(dB).
3. Measurement (dBuV/m) = Reading(dBuV) + C.F (Correction Factor).
4. The emission levels of other frequencies are very lower than the limit and not show in test report.

EUT	AX6000 8-Stream Wi-Fi 6 Router	Date of Test	2022-07-09
Factor	DRH18-E	Temp. / Humidity	25°C /65%
Polarity	Vertical	Site / Test Engineer	AC2 / Ares
Test Mode	802.11a_TX_Band2_CH 64_ANT 0+1+2+3	Test Voltage	AC 120V/60Hz

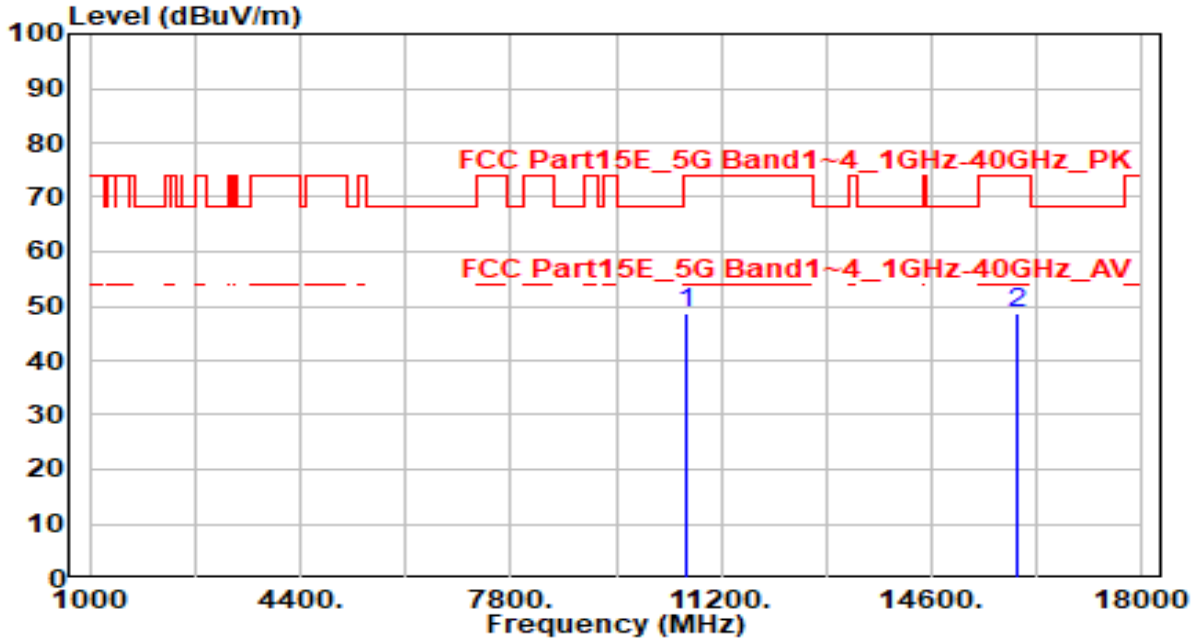

No		Frequency (MHz)	Reading (dBuV)	C.F (dB/m)	Measurement (dBuV/m)	Margin (dB)	Limit (dBuV/m)	Height (cm)	Angle (deg)	Remark (QP/PK/AV)
1	*	10640.000	43.56	5.27	48.83	-25.17	74.00	100	295	Peak
2		15960.000	41.65	7.00	48.64	-25.36	74.00	100	265	Peak

Note:

1. " *", means this data is the worst emission level.
2. C.F (Correction Factor) = Antenna Factor (dB)+ Cable Loss (dB) – Preamplifier(dB).
3. Measurement (dBuV/m) = Reading(dBuV) + C.F (Correction Factor).
4. The emission levels of other frequencies are very lower than the limit and not show in test report.

EUT	AX6000 8-Stream Wi-Fi 6 Router	Date of Test	2022-07-09
Factor	DRH18-E	Temp. / Humidity	25°C /65%
Polarity	Horizontal	Site / Test Engineer	AC2 / Ares
Test Mode	802.11a_TX_Band3_CH 100_ANT 0+1+2+3	Test Voltage	AC 120V/60Hz

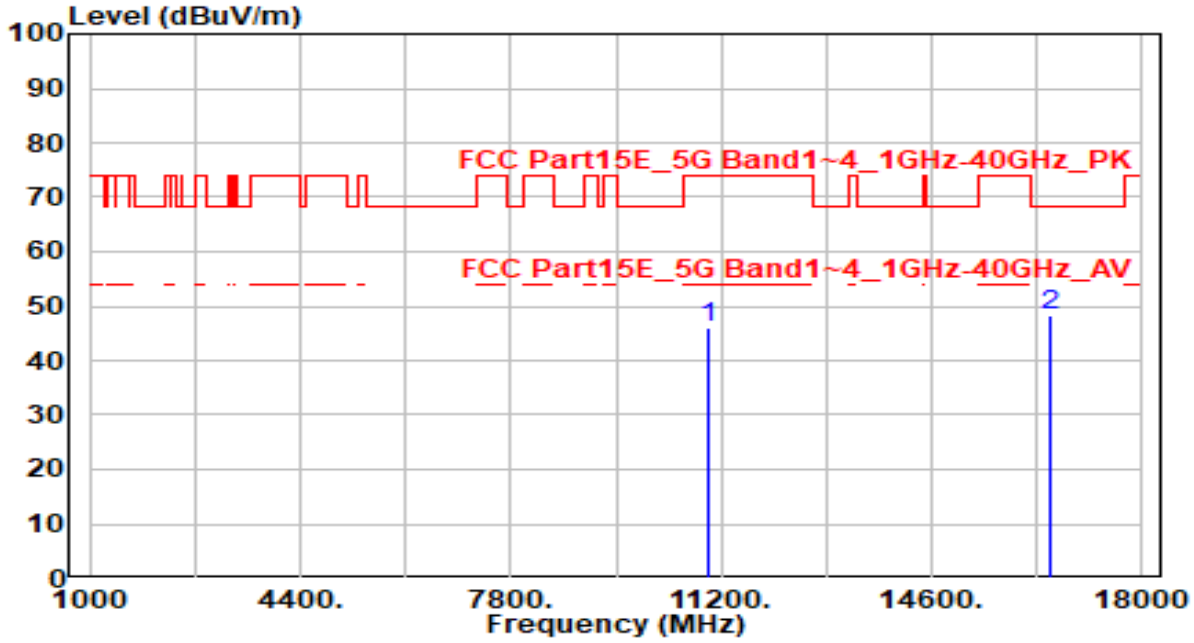

No		Frequency (MHz)	Reading (dBuV)	C.F (dB/m)	Measurement (dBuV/m)	Margin (dB)	Limit (dBuV/m)	Height (cm)	Angle (deg)	Remark (QP/PK/AV)
1		11000.000	40.56	5.56	46.12	-27.88	74.00	100	235	Peak
2	*	16500.000	40.84	7.34	48.18	-20.02	68.20	100	270	Peak

Note:

1. " *", means this data is the worst emission level.
2. C.F (Correction Factor) = Antenna Factor (dB)+ Cable Loss (dB) – Preamplifier(dB).
3. Measurement (dBuV/m) = Reading(dBuV) + C.F (Correction Factor).
4. The emission levels of other frequencies are very lower than the limit and not show in test report.

EUT	AX6000 8-Stream Wi-Fi 6 Router	Date of Test	2022-07-09
Factor	DRH18-E	Temp. / Humidity	25°C /65%
Polarity	Vertical	Site / Test Engineer	AC2 / Ares
Test Mode	802.11a_TX_Band3_CH 100_ANT 0+1+2+3	Test Voltage	AC 120V/60Hz

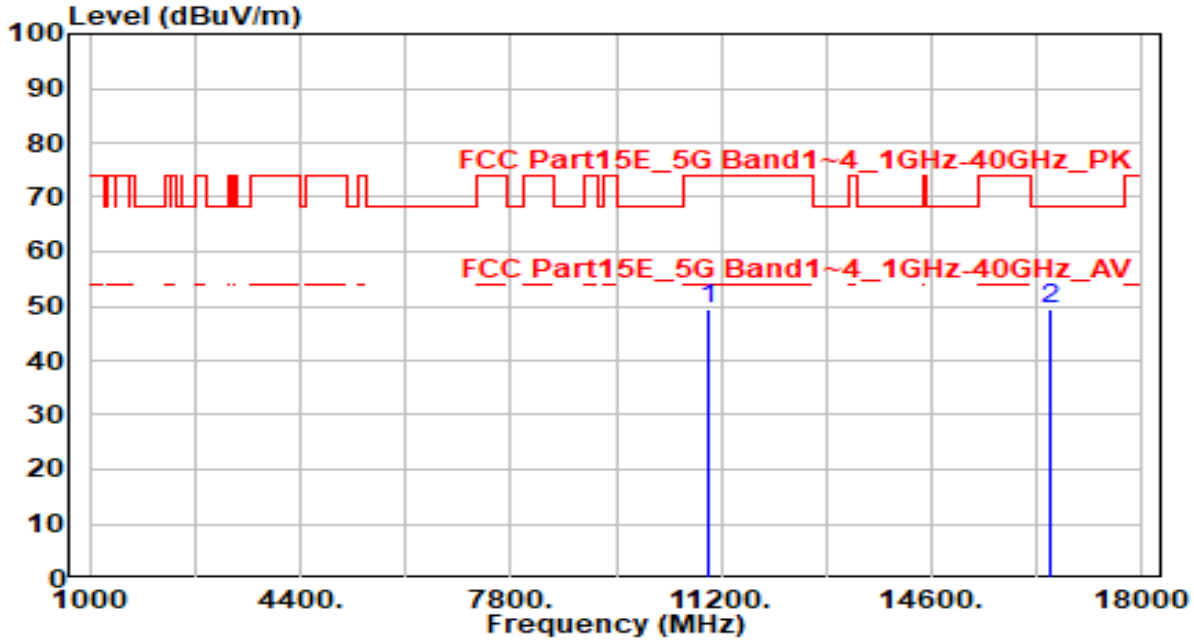

No		Frequency (MHz)	Reading (dBuV)	C.F (dB/m)	Measurement (dBuV/m)	Margin (dB)	Limit (dBuV/m)	Height (cm)	Angle (deg)	Remark (QP/PK/AV)
1		11000.000	43.83	5.56	49.39	-24.61	74.00	100	210	Peak
2	*	16500.000	42.18	7.34	49.53	-18.67	68.20	100	340	Peak

Note:

1. " *", means this data is the worst emission level.
2. C.F (Correction Factor) = Antenna Factor (dB)+ Cable Loss (dB) – Preamplifier(dB).
3. Measurement (dBuV/m) = Reading(dBuV) + C.F (Correction Factor).
4. The emission levels of other frequencies are very lower than the limit and not show in test report.

EUT	AX6000 8-Stream Wi-Fi 6 Router	Date of Test	2022-07-09
Factor	DRH18-E	Temp. / Humidity	25°C /65%
Polarity	Horizontal	Site / Test Engineer	AC2 / Ares
Test Mode	802.11a_TX_Band3_CH 116_ANT 0+1+2+3	Test Voltage	AC 120V/60Hz

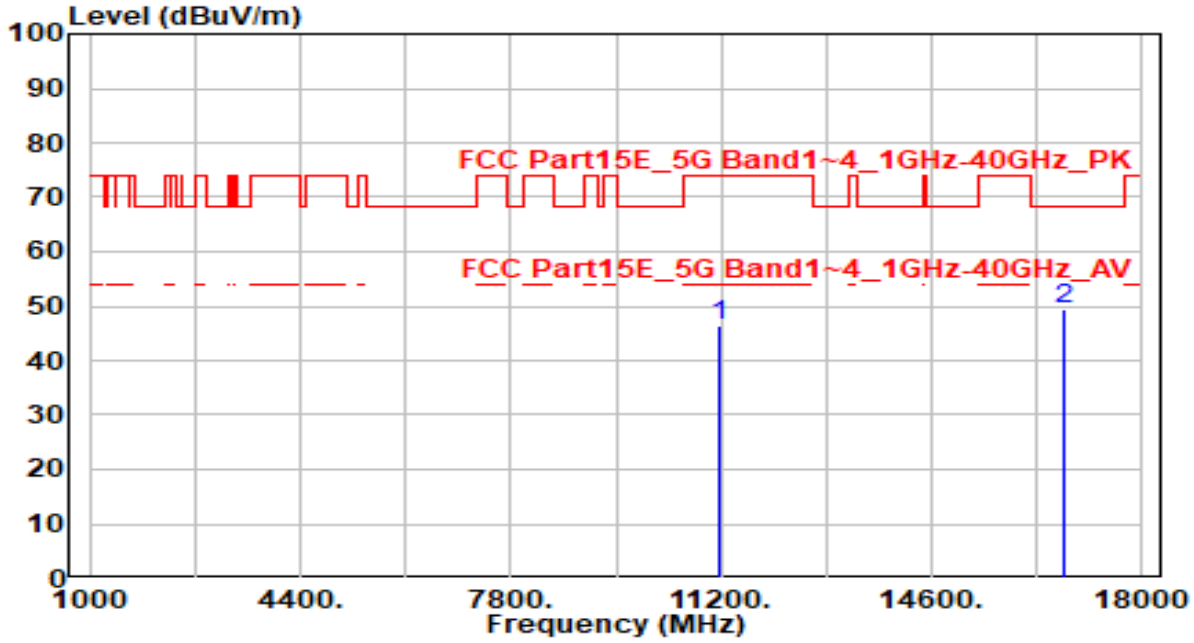

No		Frequency (MHz)	Reading (dBuV)	C.F (dB/m)	Measurement (dBuV/m)	Margin (dB)	Limit (dBuV/m)	Height (cm)	Angle (deg)	Remark (QP/PK/AV)
1		11160.000	40.81	5.73	46.54	-27.46	74.00	100	125	Peak
2	*	16740.000	41.61	7.72	49.33	-18.87	68.20	100	125	Peak

Note:

1. " *", means this data is the worst emission level.
2. C.F (Correction Factor) = Antenna Factor (dB)+ Cable Loss (dB) – Preamplifier(dB).
3. Measurement (dBuV/m) = Reading(dBuV) + C.F (Correction Factor).
4. The emission levels of other frequencies are very lower than the limit and not show in test report.

EUT	AX6000 8-Stream Wi-Fi 6 Router	Date of Test	2022-07-09
Factor	DRH18-E	Temp. / Humidity	25°C /65%
Polarity	Vertical	Site / Test Engineer	AC2 / Ares
Test Mode	802.11a_TX_Band3_CH 116_ANT 0+1+2+3	Test Voltage	AC 120V/60Hz

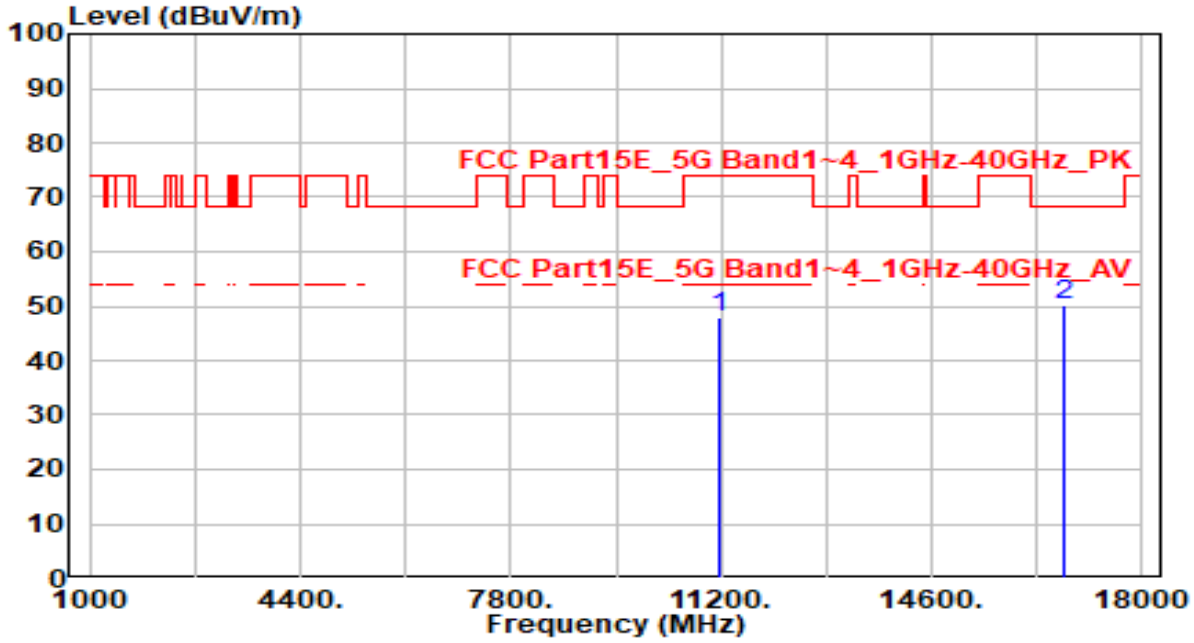

No		Frequency (MHz)	Reading (dBuV)	C.F (dB/m)	Measurement (dBuV/m)	Margin (dB)	Limit (dBuV/m)	Height (cm)	Angle (deg)	Remark (QP/PK/AV)
1		11160.000	42.31	5.73	48.04	-25.96	74.00	100	205	Peak
2	*	16740.000	42.31	7.72	50.03	-18.17	68.20	100	225	Peak

Note:

1. " *", means this data is the worst emission level.
2. C.F (Correction Factor) = Antenna Factor (dB)+ Cable Loss (dB) – Preamplifier(dB).
3. Measurement (dBuV/m) = Reading(dBuV) + C.F (Correction Factor).
4. The emission levels of other frequencies are very lower than the limit and not show in test report.

EUT	AX6000 8-Stream Wi-Fi 6 Router	Date of Test	2022-07-09
Factor	DRH18-E	Temp. / Humidity	25°C /65%
Polarity	Horizontal	Site / Test Engineer	AC2 / Ares
Test Mode	802.11a_TX_Band3_CH 140_ANT 0+1+2+3	Test Voltage	AC 120V/60Hz

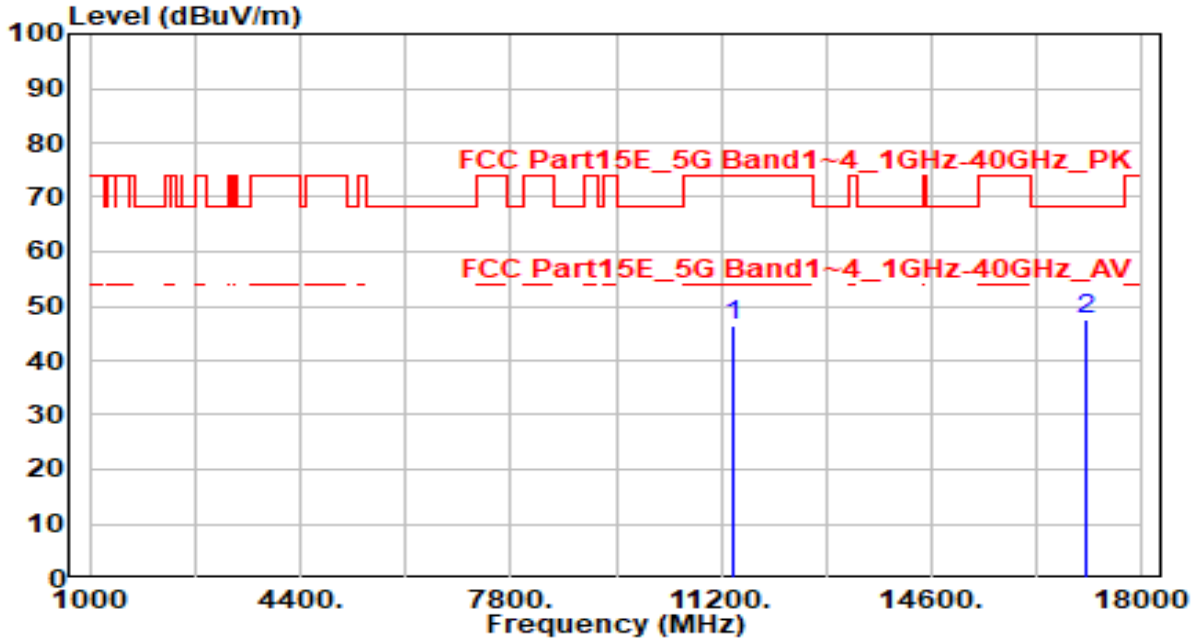

No		Frequency (MHz)	Reading (dBuV)	C.F (dB/m)	Measurement (dBuV/m)	Margin (dB)	Limit (dBuV/m)	Height (cm)	Angle (deg)	Remark (QP/PK/AV)
1		11400.000	40.41	5.98	46.39	-27.61	74.00	100	125	Peak
2	*	17100.000	41.30	6.16	47.46	-20.74	68.20	100	325	Peak

Note:

1. " *", means this data is the worst emission level.
2. C.F (Correction Factor) = Antenna Factor (dB)+ Cable Loss (dB) – Preamplifier(dB).
3. Measurement (dBuV/m) = Reading(dBuV) + C.F (Correction Factor).
4. The emission levels of other frequencies are very lower than the limit and not show in test report.

EUT	AX6000 8-Stream Wi-Fi 6 Router	Date of Test	2022-07-09
Factor	DRH18-E	Temp. / Humidity	25°C /65%
Polarity	Vertical	Site / Test Engineer	AC2 / Ares
Test Mode	802.11a_TX_Band3_CH 140_ANT 0+1+2+3	Test Voltage	AC 120V/60Hz

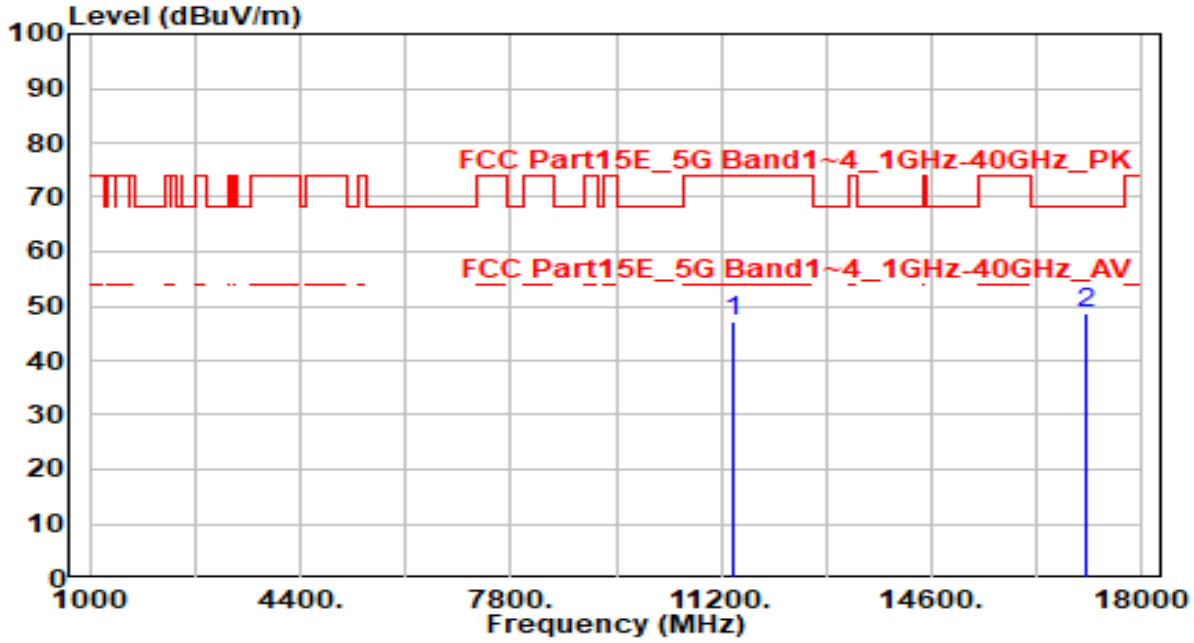

No		Frequency (MHz)	Reading (dBuV)	C.F (dB/m)	Measurement (dBuV/m)	Margin (dB)	Limit (dBuV/m)	Height (cm)	Angle (deg)	Remark (QP/PK/AV)
1		11400.000	41.11	5.98	47.10	-26.90	74.00	100	205	Peak
2	*	17100.000	42.39	6.16	48.55	-19.65	68.20	100	90	Peak

Note:

1. " *", means this data is the worst emission level.
2. C.F (Correction Factor) = Antenna Factor (dB)+ Cable Loss (dB) – Preamplifier(dB).
3. Measurement (dBuV/m) = Reading(dBuV) + C.F (Correction Factor).
4. The emission levels of other frequencies are very lower than the limit and not show in test report.

EUT	AX6000 8-Stream Wi-Fi 6 Router	Date of Test	2022-07-09
Factor	DRH18-E	Temp. / Humidity	25°C /65%
Polarity	Horizontal	Site / Test Engineer	AC2 / Ares
Test Mode	802.11a_TX_Band3_CH 144_ANT 0+1+2+3	Test Voltage	AC 120V/60Hz

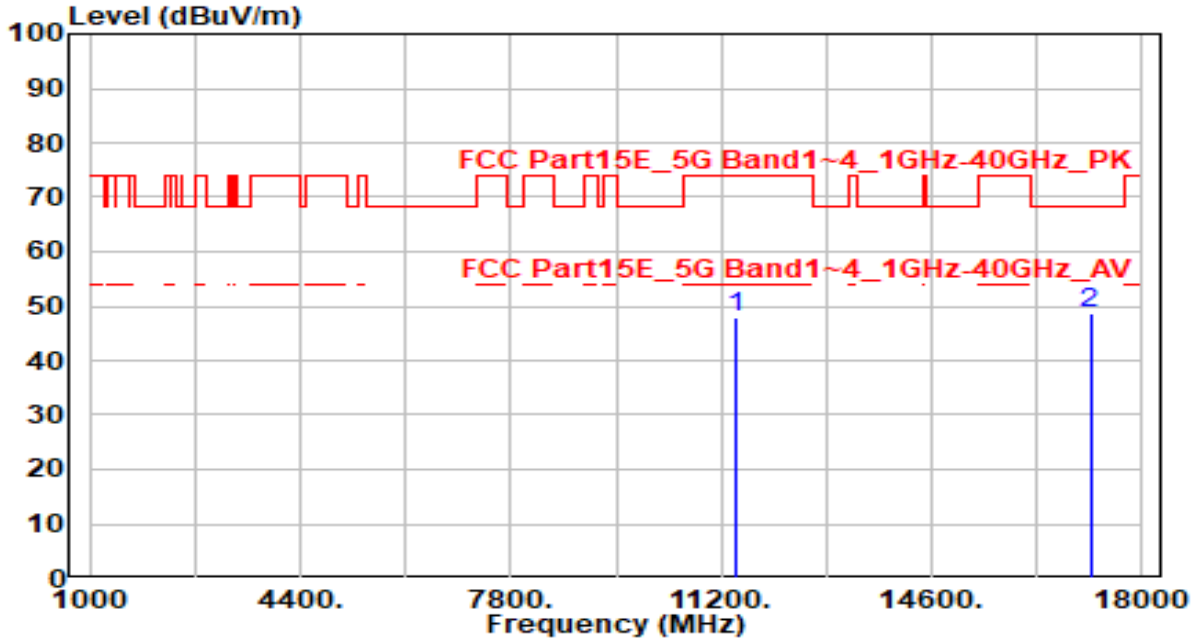

No		Frequency (MHz)	Reading (dBuV)	C.F (dB/m)	Measurement (dBuV/m)	Margin (dB)	Limit (dBuV/m)	Height (cm)	Angle (deg)	Remark (QP/PK/AV)
1		11440.000	41.80	5.97	47.77	-26.23	74.00	100	275	Peak
2	*	17160.000	42.86	5.98	48.84	-19.36	68.20	100	315	Peak

Note:

1. " *", means this data is the worst emission level.
2. C.F (Correction Factor) = Antenna Factor (dB)+ Cable Loss (dB) – Preamplifier(dB).
3. Measurement (dBuV/m) = Reading(dBuV) + C.F (Correction Factor).
4. The emission levels of other frequencies are very lower than the limit and not show in test report.

EUT	AX6000 8-Stream Wi-Fi 6 Router	Date of Test	2022-07-09
Factor	DRH18-E	Temp. / Humidity	25°C /65%
Polarity	Vertical	Site / Test Engineer	AC2 / Ares
Test Mode	802.11a_TX_Band3_CH 144_ANT 0+1+2+3	Test Voltage	AC 120V/60Hz

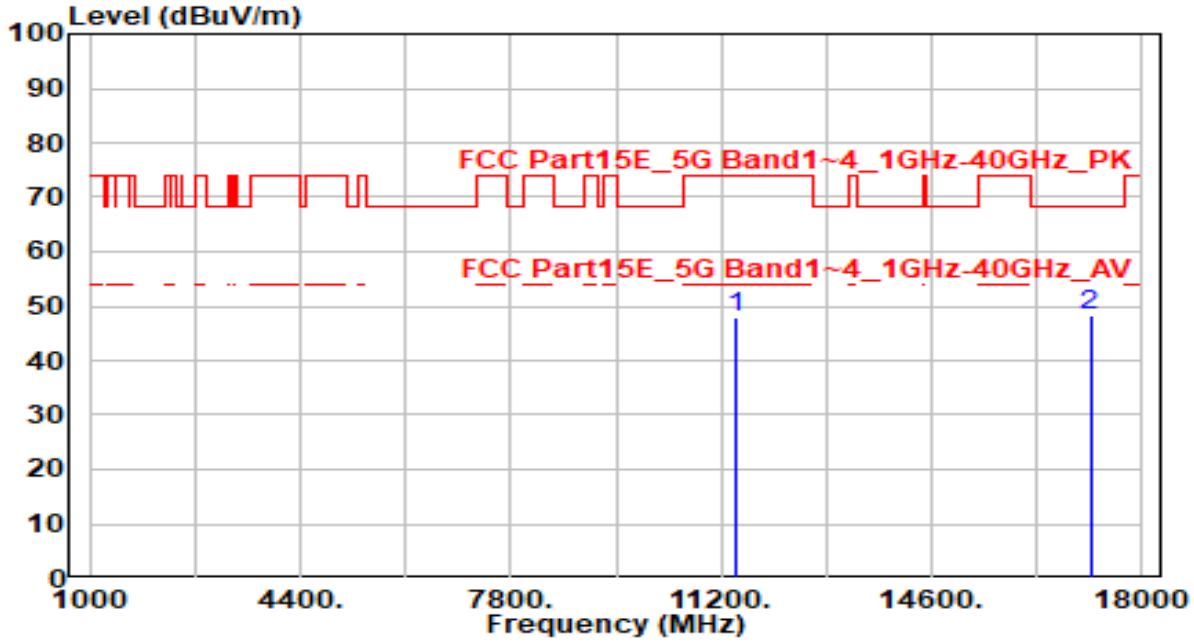

No		Frequency (MHz)	Reading (dBuV)	C.F (dB/m)	Measurement (dBuV/m)	Margin (dB)	Limit (dBuV/m)	Height (cm)	Angle (deg)	Remark (QP/PK/AV)
1		11440.000	42.10	5.97	48.07	-25.93	74.00	100	95	Peak
2	*	17160.000	42.35	5.98	48.33	-19.87	68.20	100	195	Peak

Note:

1. " *", means this data is the worst emission level.
2. C.F (Correction Factor) = Antenna Factor (dB)+ Cable Loss (dB) – Preamplifier(dB).
3. Measurement (dBuV/m) = Reading(dBuV) + C.F (Correction Factor).
4. The emission levels of other frequencies are very lower than the limit and not show in test report.

EUT	AX6000 8-Stream Wi-Fi 6 Router	Date of Test	2022-07-09
Factor	DRH18-E	Temp. / Humidity	25°C /65%
Polarity	Horizontal	Site / Test Engineer	AC2 / Ares
Test Mode	802.11a_TX_Band4_CH 149_ANT 0+1+2+3	Test Voltage	AC 120V/60Hz

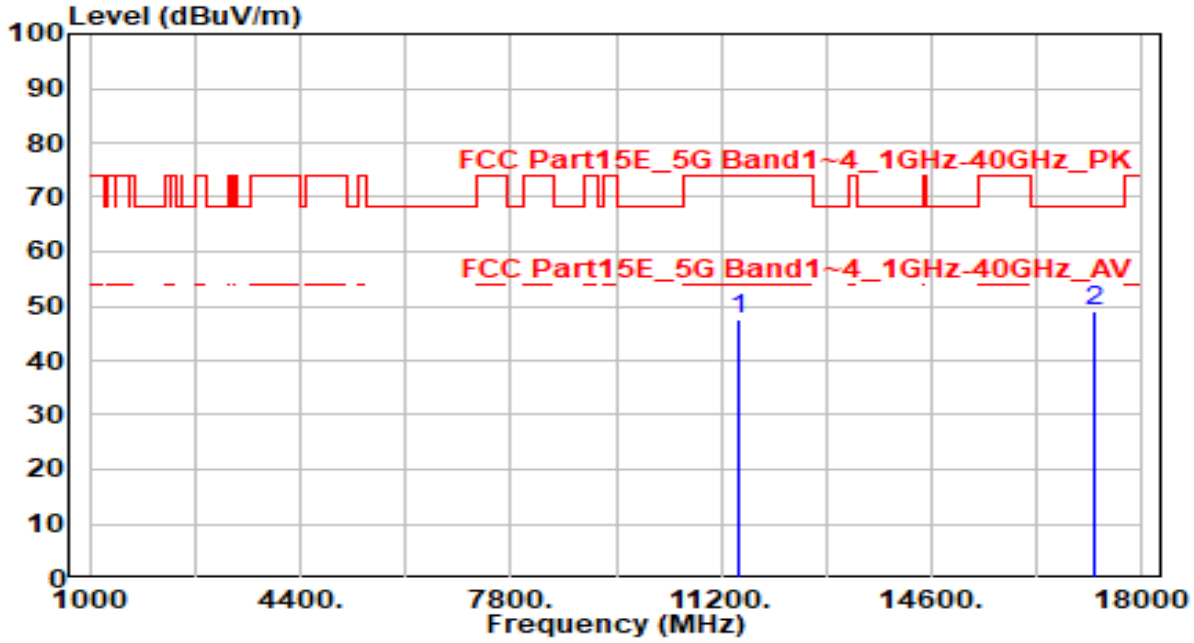

No		Frequency (MHz)	Reading (dBuV)	C.F (dB/m)	Measurement (dBuV/m)	Margin (dB)	Limit (dBuV/m)	Height (cm)	Angle (deg)	Remark (QP/PK/AV)
1		11490.000	41.56	5.94	47.50	-26.50	74.00	100	270	Peak
2	*	17235.000	43.22	5.78	49.00	-19.20	68.20	100	140	Peak

Note:

1. " *", means this data is the worst emission level.
2. C.F (Correction Factor) = Antenna Factor (dB)+ Cable Loss (dB) – Preamplifier(dB).
3. Measurement (dBuV/m) = Reading(dBuV) + C.F (Correction Factor).
4. The emission levels of other frequencies are very lower than the limit and not show in test report.

EUT	AX6000 8-Stream Wi-Fi 6 Router	Date of Test	2022-07-09
Factor	DRH18-E	Temp. / Humidity	25°C /65%
Polarity	Vertical	Site / Test Engineer	AC2 / Ares
Test Mode	802.11a_TX_Band4_CH 149_ANT 0+1+2+3	Test Voltage	AC 120V/60Hz

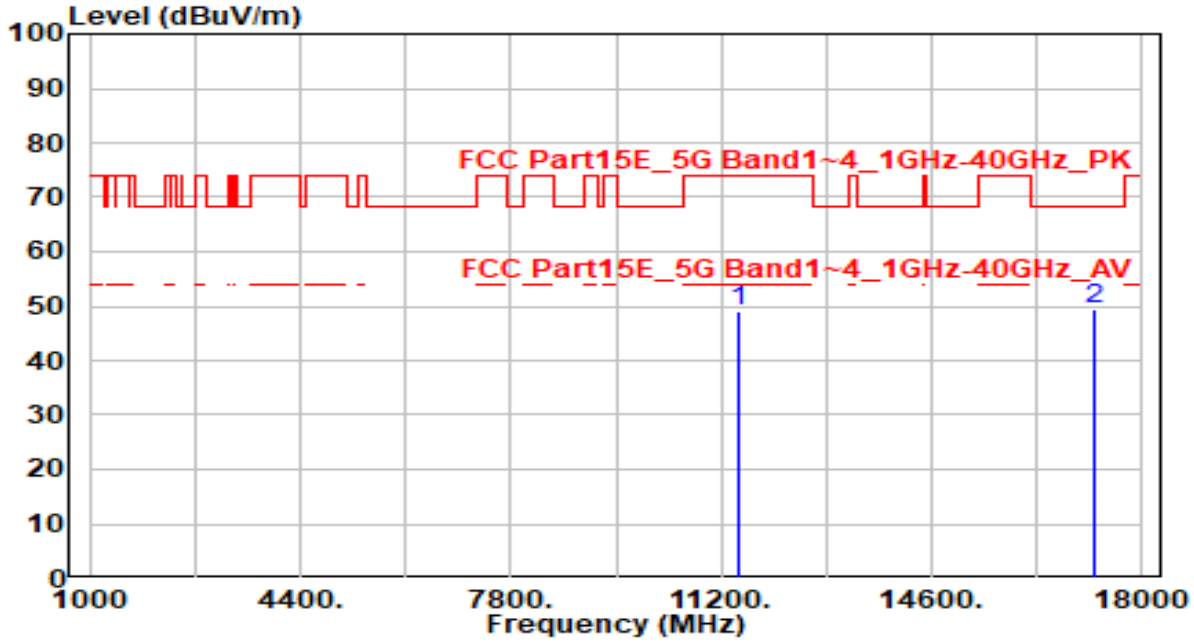

No		Frequency (MHz)	Reading (dBuV)	C.F (dB/m)	Measurement (dBuV/m)	Margin (dB)	Limit (dBuV/m)	Height (cm)	Angle (deg)	Remark (QP/PK/AV)
1		11490.000	43.23	5.94	49.18	-24.82	74.00	100	160	Peak
2	*	17235.000	43.49	5.78	49.27	-18.93	68.20	100	185	Peak

Note:

1. " *", means this data is the worst emission level.
2. C.F (Correction Factor) = Antenna Factor (dB)+ Cable Loss (dB) – Preamplifier(dB).
3. Measurement (dBuV/m) = Reading(dBuV) + C.F (Correction Factor).
4. The emission levels of other frequencies are very lower than the limit and not show in test report.

EUT	AX6000 8-Stream Wi-Fi 6 Router	Date of Test	2022-07-09
Factor	DRH18-E	Temp. / Humidity	25°C /65%
Polarity	Horizontal	Site / Test Engineer	AC2 / Ares
Test Mode	802.11a_TX_Band4_CH 157_ANT 0+1+2+3	Test Voltage	AC 120V/60Hz

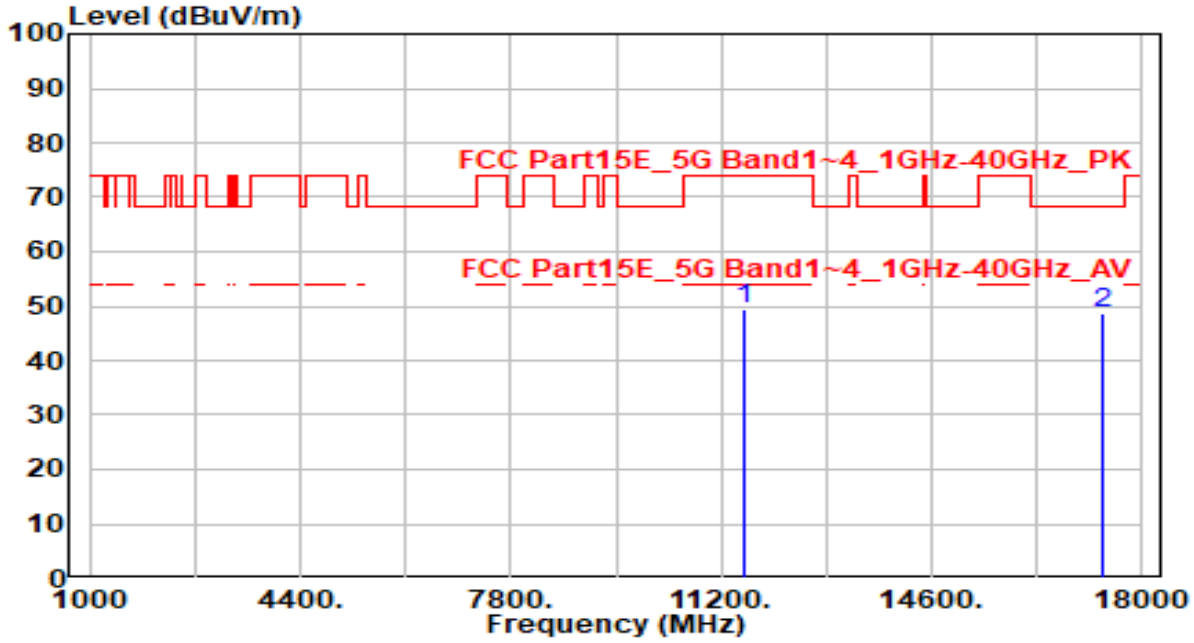

No		Frequency (MHz)	Reading (dBuV)	C.F (dB/m)	Measurement (dBuV/m)	Margin (dB)	Limit (dBuV/m)	Height (cm)	Angle (deg)	Remark (QP/PK/AV)
1		11570.000	43.60	5.91	49.51	-24.49	74.00	100	0	Peak
2	*	17355.000	43.06	5.54	48.60	-19.60	68.20	100	175	Peak

Note:

1. " *", means this data is the worst emission level.
2. C.F (Correction Factor) = Antenna Factor (dB)+ Cable Loss (dB) – Preamplifier(dB).
3. Measurement (dBuV/m) = Reading(dBuV) + C.F (Correction Factor).
4. The emission levels of other frequencies are very lower than the limit and not show in test report.

EUT	AX6000 8-Stream Wi-Fi 6 Router	Date of Test	2022-07-09
Factor	DRH18-E	Temp. / Humidity	25°C /65%
Polarity	Vertical	Site / Test Engineer	AC2 / Ares
Test Mode	802.11a_TX_Band4_CH 157_ANT 0+1+2+3	Test Voltage	AC 120V/60Hz

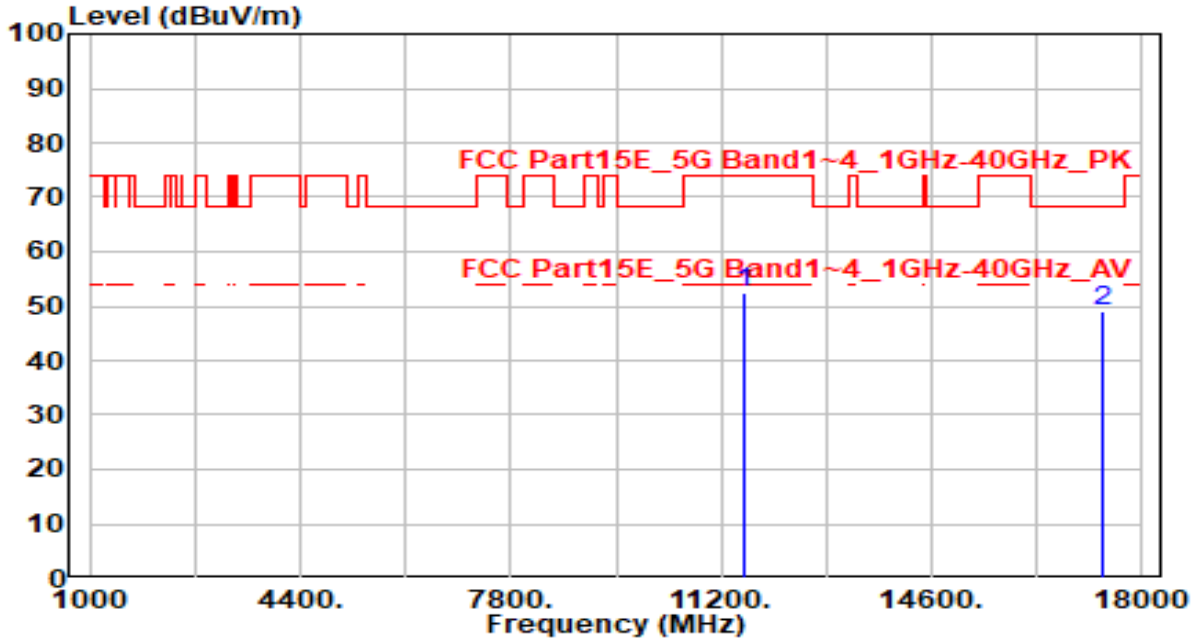

No		Frequency (MHz)	Reading (dBuV)	C.F (dB/m)	Measurement (dBuV/m)	Margin (dB)	Limit (dBuV/m)	Height (cm)	Angle (deg)	Remark (QP/PK/AV)
1		11570.000	46.67	5.91	52.58	-21.42	74.00	100	270	Peak
2	*	17355.000	43.34	5.54	48.87	-19.33	68.20	100	145	Peak

Note:

1. " *", means this data is the worst emission level.
2. C.F (Correction Factor) = Antenna Factor (dB)+ Cable Loss (dB) – Preamplifier(dB).
3. Measurement (dBuV/m) = Reading(dBuV) + C.F (Correction Factor).
4. The emission levels of other frequencies are very lower than the limit and not show in test report.

EUT	AX6000 8-Stream Wi-Fi 6 Router	Date of Test	2022-07-09
Factor	DRH18-E	Temp. / Humidity	25°C /65%
Polarity	Horizontal	Site / Test Engineer	AC2 / Ares
Test Mode	802.11a_TX_Band4_CH 165_ANT 0+1+2+3	Test Voltage	AC 120V/60Hz

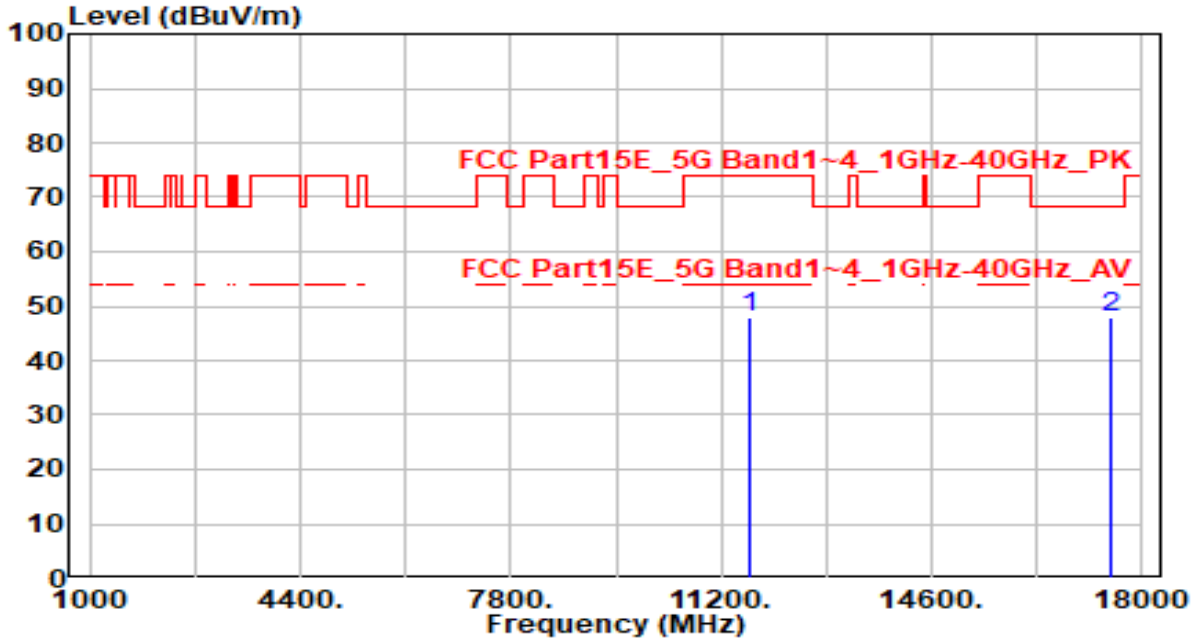

No		Frequency (MHz)	Reading (dBuV)	C.F (dB/m)	Measurement (dBuV/m)	Margin (dB)	Limit (dBuV/m)	Height (cm)	Angle (deg)	Remark (QP/PK/AV)
1		11650.000	42.03	5.86	47.88	-26.12	74.00	100	340	Peak
2	*	17475.000	42.50	5.44	47.93	-20.27	68.20	100	220	Peak

Note:

1. " *", means this data is the worst emission level.
2. C.F (Correction Factor) = Antenna Factor (dB)+ Cable Loss (dB) – Preamplifier(dB).
3. Measurement (dBuV/m) = Reading(dBuV) + C.F (Correction Factor).
4. The emission levels of other frequencies are very lower than the limit and not show in test report.

EUT	AX6000 8-Stream Wi-Fi 6 Router	Date of Test	2022-07-09
Factor	DRH18-E	Temp. / Humidity	25°C /65%
Polarity	Vertical	Site / Test Engineer	AC2 / Ares
Test Mode	802.11a_TX_Band4_CH 165_ANT 0+1+2+3	Test Voltage	AC 120V/60Hz

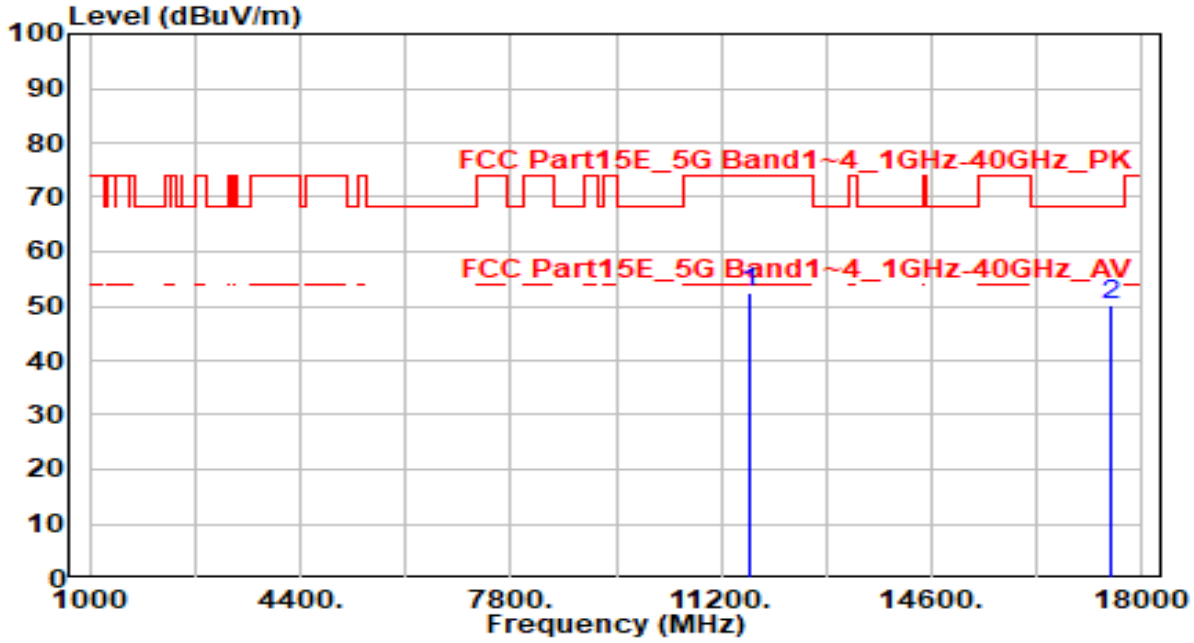

No		Frequency (MHz)	Reading (dBuV)	C.F (dB/m)	Measurement (dBuV/m)	Margin (dB)	Limit (dBuV/m)	Height (cm)	Angle (deg)	Remark (QP/PK/AV)
1		11650.000	46.44	5.86	52.30	-21.70	74.00	100	290	Peak
2	*	17475.000	44.61	5.44	50.05	-18.15	68.20	100	180	Peak

Note:

1. " *", means this data is the worst emission level.
2. C.F (Correction Factor) = Antenna Factor (dB)+ Cable Loss (dB) – Preamplifier(dB).
3. Measurement (dBuV/m) = Reading(dBuV) + C.F (Correction Factor).
4. The emission levels of other frequencies are very lower than the limit and not show in test report.

EUT	AX6000 8-Stream Wi-Fi 6 Router	Date of Test	2022-07-09
Factor	DRH18-E	Temp. / Humidity	25°C /65%
Polarity	Horizontal	Site / Test Engineer	AC2 / Ares
Test Mode	802.11ac-20MHz_TX_Band1_CH 36_ANT 0+1+2+3	Test Voltage	AC 120V/60Hz

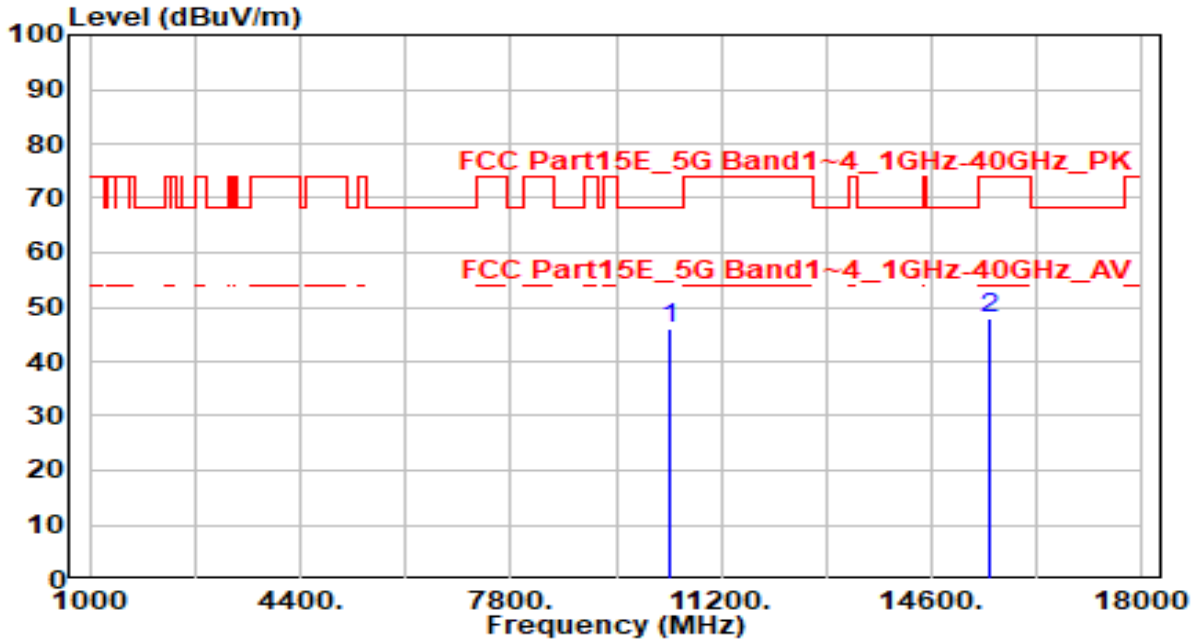

No		Frequency (MHz)	Reading (dBuV)	C.F (dB/m)	Measurement (dBuV/m)	Margin (dB)	Limit (dBuV/m)	Height (cm)	Angle (deg)	Remark (QP/PK/AV)
1	*	10360.000	40.74	5.29	46.04	-22.16	68.20	100	290	Peak
2		15540.000	41.66	6.41	48.07	-25.93	74.00	100	195	Peak

Note:

1. " *", means this data is the worst emission level.
2. C.F (Correction Factor) = Antenna Factor (dB)+ Cable Loss (dB) – Preamplifier(dB).
3. Measurement (dBuV/m) = Reading(dBuV) + C.F (Correction Factor).
4. The emission levels of other frequencies are very lower than the limit and not show in test report.

EUT	AX6000 8-Stream Wi-Fi 6 Router	Date of Test	2022-07-09
Factor	DRH18-E	Temp. / Humidity	25°C /65%
Polarity	Vertical	Site / Test Engineer	AC2 / Ares
Test Mode	802.11ac-20MHz_TX_Band1_CH 36_ANT 0+1+2+3	Test Voltage	AC 120V/60Hz

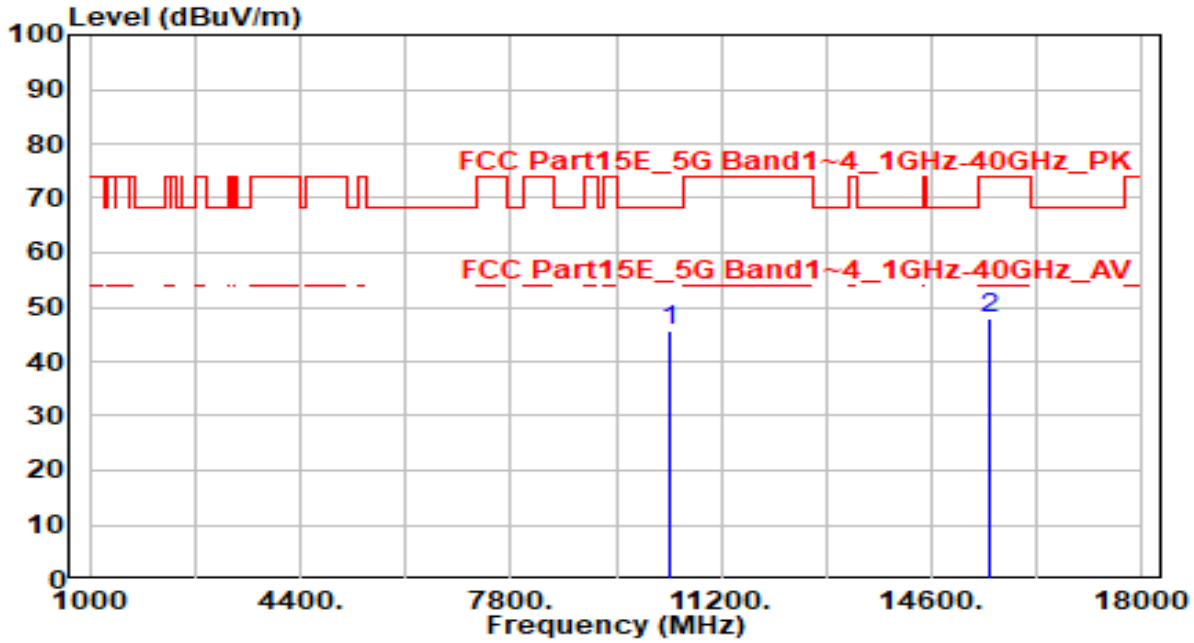

No		Frequency (MHz)	Reading (dBuV)	C.F (dB/m)	Measurement (dBuV/m)	Margin (dB)	Limit (dBuV/m)	Height (cm)	Angle (deg)	Remark (QP/PK/AV)
1	*	10360.000	40.22	5.29	45.51	-22.69	68.20	100	30	Peak
2		15540.000	41.38	6.41	47.79	-26.21	74.00	100	240	Peak

Note:

1. " *", means this data is the worst emission level.
2. C.F (Correction Factor) = Antenna Factor (dB)+ Cable Loss (dB) – Preamplifier(dB).
3. Measurement (dBuV/m) = Reading(dBuV) + C.F (Correction Factor).
4. The emission levels of other frequencies are very lower than the limit and not show in test report.

EUT	AX6000 8-Stream Wi-Fi 6 Router	Date of Test	2022-07-09
Factor	DRH18-E	Temp. / Humidity	25°C /65%
Polarity	Horizontal	Site / Test Engineer	AC2 / Ares
Test Mode	802.11ac-20MHz_TX_Band1_CH 44_ANT 0+1+2+3	Test Voltage	AC 120V/60Hz

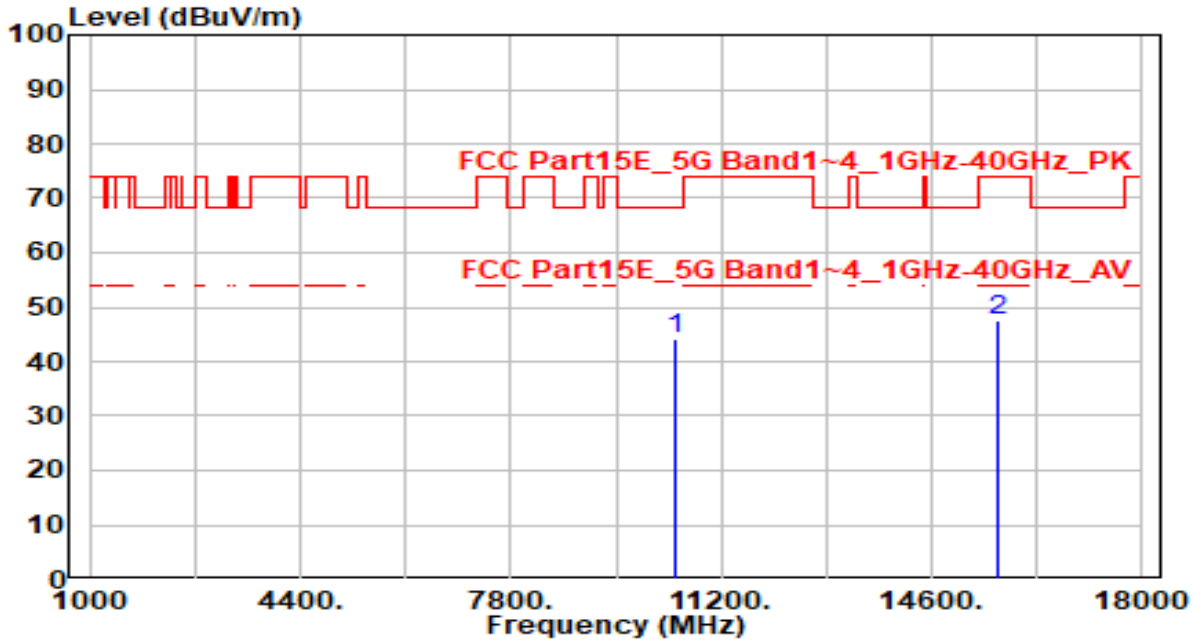

No		Frequency (MHz)	Reading (dBuV)	C.F (dB/m)	Measurement (dBuV/m)	Margin (dB)	Limit (dBuV/m)	Height (cm)	Angle (deg)	Remark (QP/PK/AV)
1	*	10440.000	38.84	5.28	44.12	-24.08	68.20	100	60	Peak
2		15660.000	41.13	6.56	47.69	-26.31	74.00	100	350	Peak

Note:

1. " *", means this data is the worst emission level.
2. C.F (Correction Factor) = Antenna Factor (dB)+ Cable Loss (dB) – Preamplifier(dB).
3. Measurement (dBuV/m) = Reading(dBuV) + C.F (Correction Factor).
4. The emission levels of other frequencies are very lower than the limit and not show in test report.

EUT	AX6000 8-Stream Wi-Fi 6 Router	Date of Test	2022-07-09
Factor	DRH18-E	Temp. / Humidity	25°C /65%
Polarity	Vertical	Site / Test Engineer	AC2 / Ares
Test Mode	802.11ac-20MHz_TX_Band1_CH 44_ANT 0+1+2+3	Test Voltage	AC 120V/60Hz

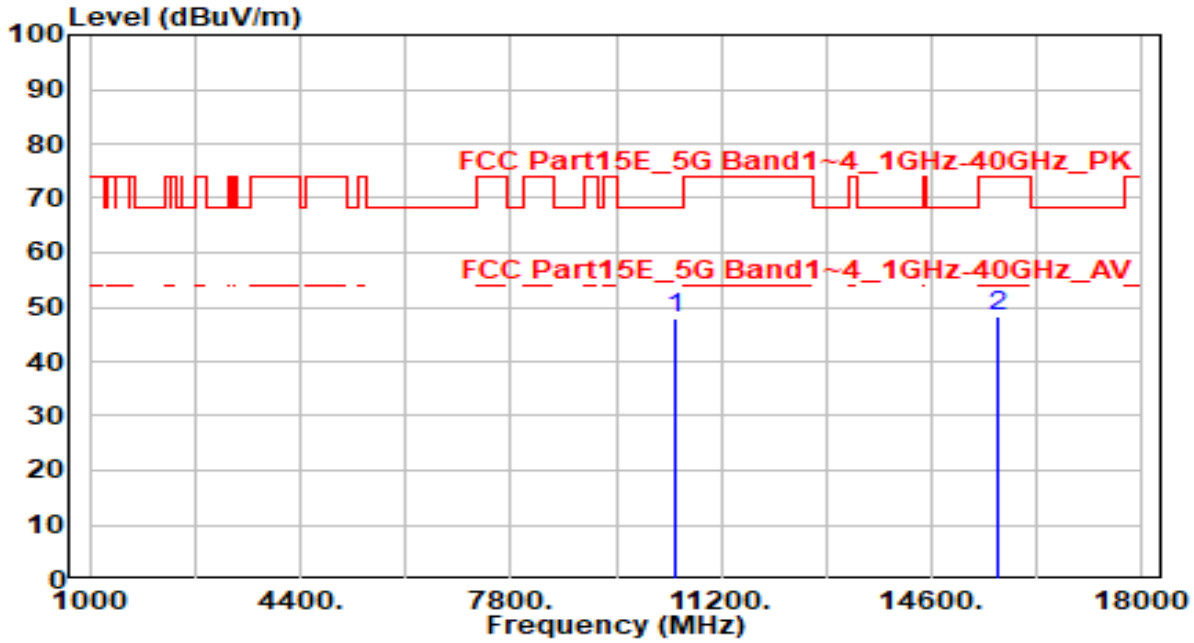

No		Frequency (MHz)	Reading (dBuV)	C.F (dB/m)	Measurement (dBuV/m)	Margin (dB)	Limit (dBuV/m)	Height (cm)	Angle (deg)	Remark (QP/PK/AV)
1	*	10440.000	42.51	5.28	47.78	-20.42	68.20	100	255	Peak
2		15660.000	41.62	6.56	48.17	-25.83	74.00	100	85	Peak

Note:

1. " *", means this data is the worst emission level.
2. C.F (Correction Factor) = Antenna Factor (dB)+ Cable Loss (dB) – Preamplifier(dB).
3. Measurement (dBuV/m) = Reading(dBuV) + C.F (Correction Factor).
4. The emission levels of other frequencies are very lower than the limit and not show in test report.

EUT	AX6000 8-Stream Wi-Fi 6 Router	Date of Test	2022-07-09
Factor	DRH18-E	Temp. / Humidity	25°C /65%
Polarity	Horizontal	Site / Test Engineer	AC2 / Ares
Test Mode	802.11ac-20MHz_TX_Band1_CH 48_ANT 0+1+2+3	Test Voltage	AC 120V/60Hz

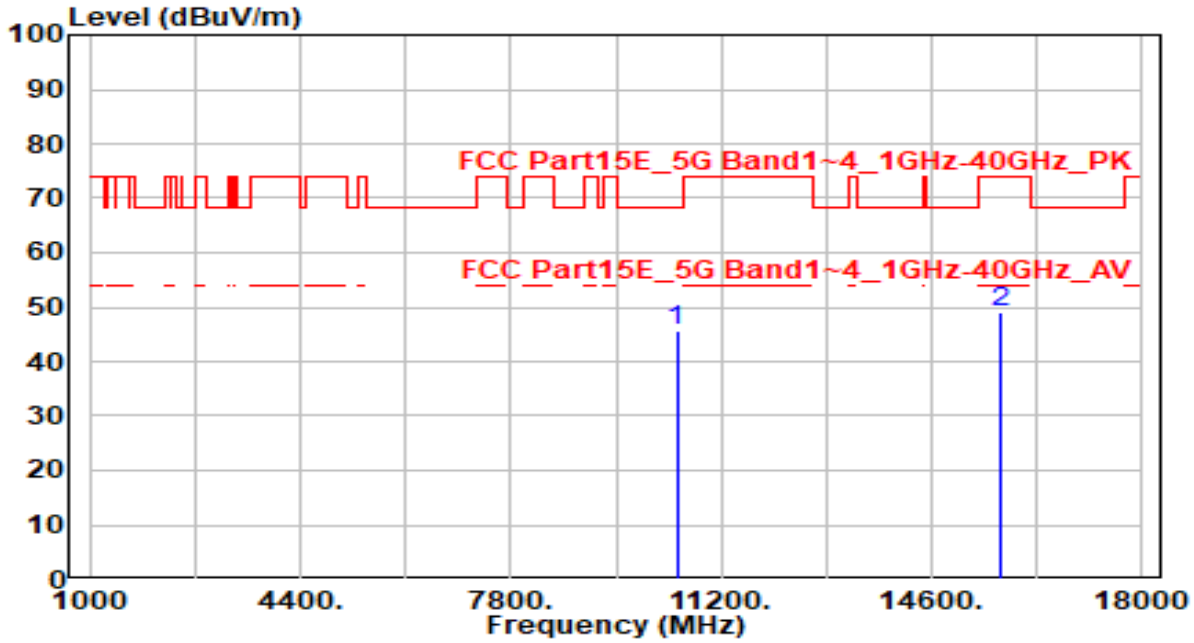

No		Frequency (MHz)	Reading (dBuV)	C.F (dB/m)	Measurement (dBuV/m)	Margin (dB)	Limit (dBuV/m)	Height (cm)	Angle (deg)	Remark (QP/PK/AV)
1	*	10480.000	40.37	5.26	45.63	-22.57	68.20	100	145	Peak
2		15720.000	42.34	6.69	49.04	-24.96	74.00	100	45	Peak

Note:

1. " *", means this data is the worst emission level.
2. C.F (Correction Factor) = Antenna Factor (dB)+ Cable Loss (dB) – Preamplifier(dB).
3. Measurement (dBuV/m) = Reading(dBuV) + C.F (Correction Factor).
4. The emission levels of other frequencies are very lower than the limit and not show in test report.

EUT	AX6000 8-Stream Wi-Fi 6 Router	Date of Test	2022-07-09
Factor	DRH18-E	Temp. / Humidity	25°C /65%
Polarity	Vertical	Site / Test Engineer	AC2 / Ares
Test Mode	802.11ac-20MHz_TX_Band1_CH 48_ANT 0+1+2+3	Test Voltage	AC 120V/60Hz

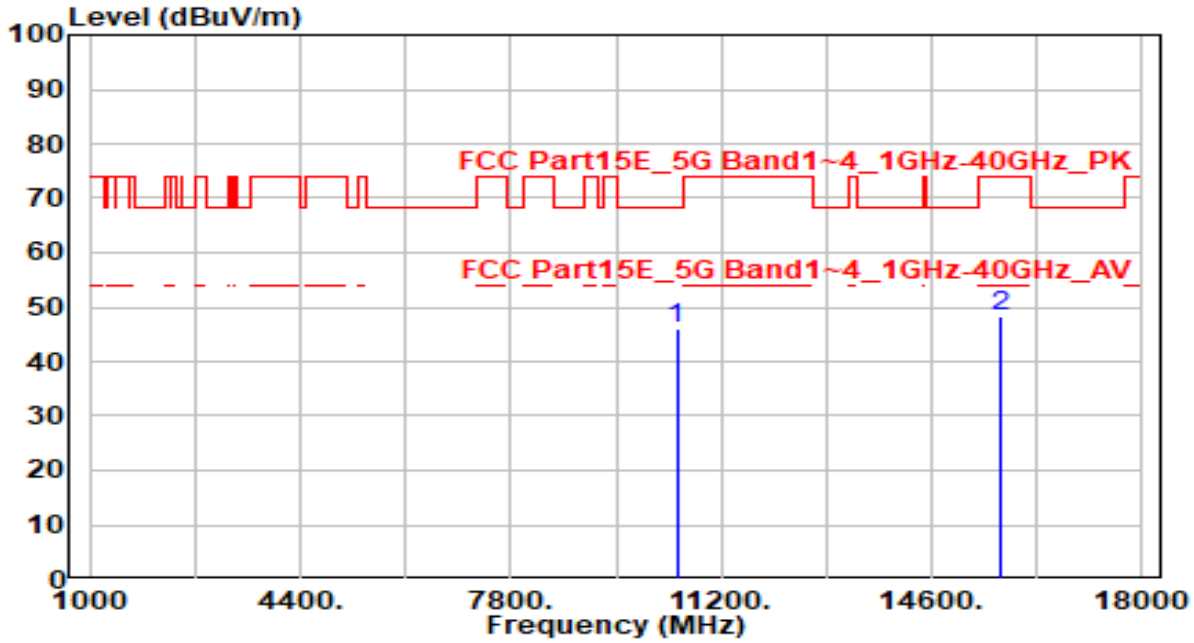

No		Frequency (MHz)	Reading (dBuV)	C.F (dB/m)	Measurement (dBuV/m)	Margin (dB)	Limit (dBuV/m)	Height (cm)	Angle (deg)	Remark (QP/PK/AV)
1	*	10480.000	40.59	5.26	45.85	-22.35	68.20	100	155	Peak
2		15720.000	41.64	6.69	48.33	-25.67	74.00	100	220	Peak

Note:

1. " *", means this data is the worst emission level.
2. C.F (Correction Factor) = Antenna Factor (dB)+ Cable Loss (dB) – Preamplifier(dB).
3. Measurement (dBuV/m) = Reading(dBuV) + C.F (Correction Factor).
4. The emission levels of other frequencies are very lower than the limit and not show in test report.

EUT	AX6000 8-Stream Wi-Fi 6 Router	Date of Test	2022-07-09
Factor	DRH18-E	Temp. / Humidity	25°C /65%
Polarity	Horizontal	Site / Test Engineer	AC2 / Ares
Test Mode	802.11ac-20MHz_TX_Band2_CH 52_ANT 0+1+2+3	Test Voltage	AC 120V/60Hz

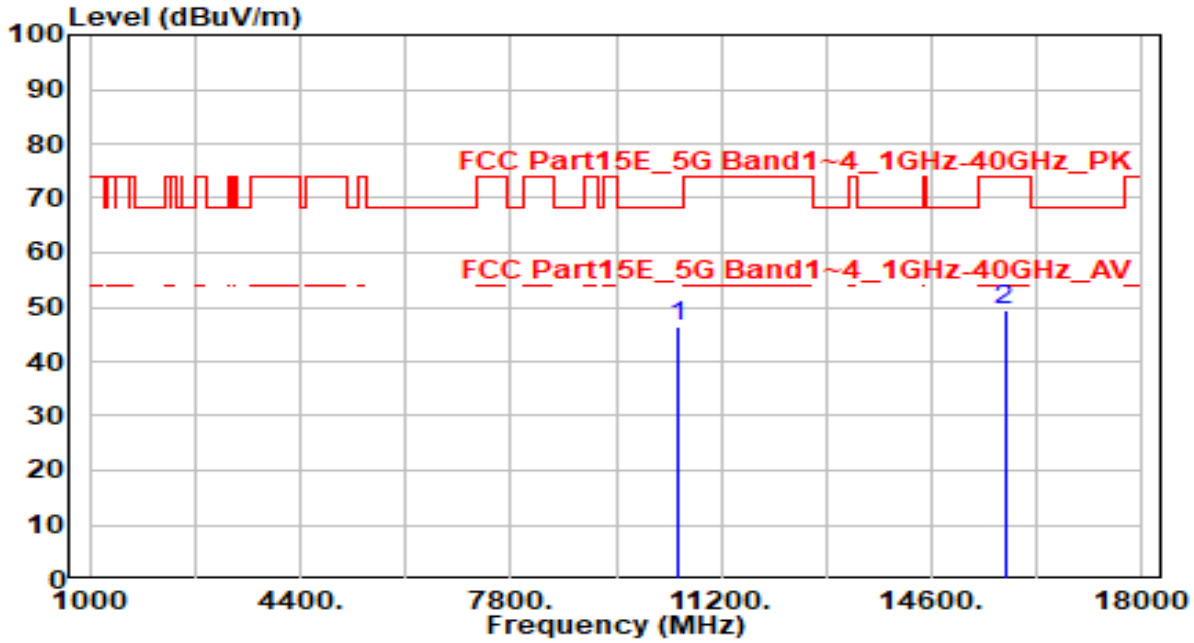

No		Frequency (MHz)	Reading (dBuV)	C.F (dB/m)	Measurement (dBuV/m)	Margin (dB)	Limit (dBuV/m)	Height (cm)	Angle (deg)	Remark (QP/PK/AV)
1	*	10520.000	41.05	5.25	46.30	-21.90	68.20	100	10	Peak
2		15780.000	42.52	6.83	49.35	-24.65	74.00	100	0	Peak

Note:

1. " *", means this data is the worst emission level.
2. C.F (Correction Factor) = Antenna Factor (dB)+ Cable Loss (dB) – Preamplifier(dB).
3. Measurement (dBuV/m) = Reading(dBuV) + C.F (Correction Factor).
4. The emission levels of other frequencies are very lower than the limit and not show in test report.

EUT	AX6000 8-Stream Wi-Fi 6 Router	Date of Test	2022-07-09
Factor	DRH18-E	Temp. / Humidity	25°C /65%
Polarity	Vertical	Site / Test Engineer	AC2 / Ares
Test Mode	802.11ac-20MHz_TX_Band2_CH 52_ANT 0+1+2+3	Test Voltage	AC 120V/60Hz

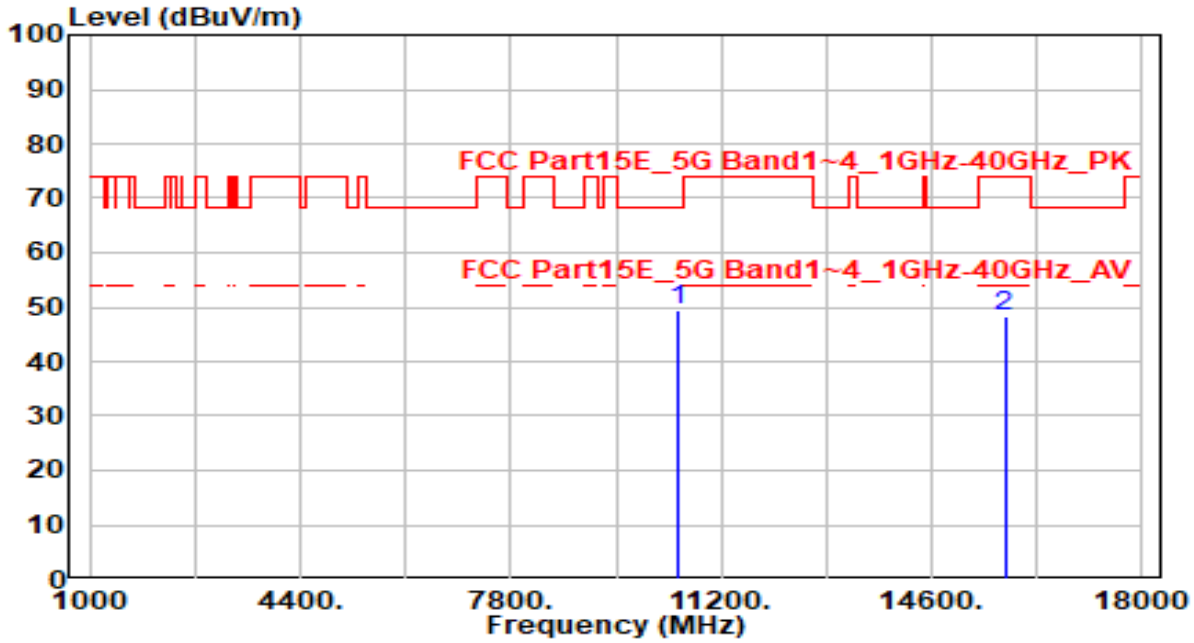

No		Frequency (MHz)	Reading (dBuV)	C.F (dB/m)	Measurement (dBuV/m)	Margin (dB)	Limit (dBuV/m)	Height (cm)	Angle (deg)	Remark (QP/PK/AV)
1	*	10520.000	44.00	5.25	49.25	-18.95	68.20	100	115	Peak
2		15780.000	41.49	6.83	48.32	-25.68	74.00	100	175	Peak

Note:

1. " *", means this data is the worst emission level.
2. C.F (Correction Factor) = Antenna Factor (dB)+ Cable Loss (dB) – Preamplifier(dB).
3. Measurement (dBuV/m) = Reading(dBuV) + C.F (Correction Factor).
4. The emission levels of other frequencies are very lower than the limit and not show in test report.

EUT	AX6000 8-Stream Wi-Fi 6 Router	Date of Test	2022-07-09
Factor	DRH18-E	Temp. / Humidity	25°C /65%
Polarity	Horizontal	Site / Test Engineer	AC2 / Ares
Test Mode	802.11ac-20MHz_TX_Band2_CH 60_ANT 0+1+2+3	Test Voltage	AC 120V/60Hz

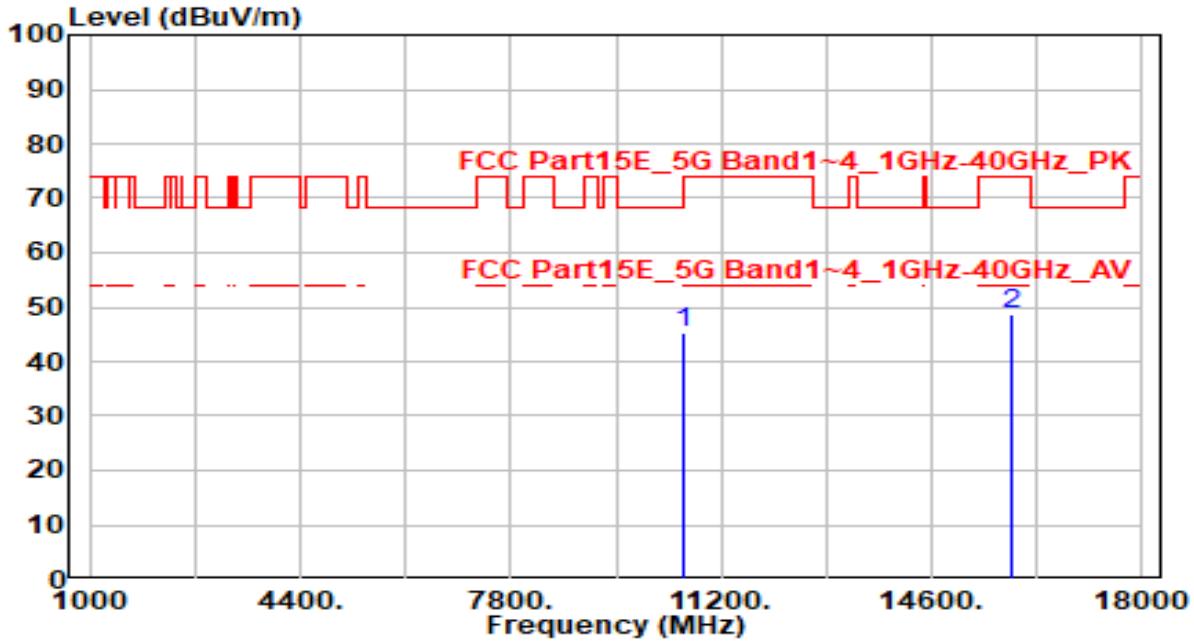

No		Frequency (MHz)	Reading (dBuV)	C.F (dB/m)	Measurement (dBuV/m)	Margin (dB)	Limit (dBuV/m)	Height (cm)	Angle (deg)	Remark (QP/PK/AV)
1	*	10600.000	40.00	5.25	45.25	-22.95	68.20	100	185	Peak
2		15900.000	41.67	6.95	48.63	-25.37	74.00	100	5	Peak

Note:

1. " *", means this data is the worst emission level.
2. C.F (Correction Factor) = Antenna Factor (dB)+ Cable Loss (dB) – Preamplifier(dB).
3. Measurement (dBuV/m) = Reading(dBuV) + C.F (Correction Factor).
4. The emission levels of other frequencies are very lower than the limit and not show in test report.

EUT	AX6000 8-Stream Wi-Fi 6 Router	Date of Test	2022-07-09
Factor	DRH18-E	Temp. / Humidity	25°C /65%
Polarity	Vertical	Site / Test Engineer	AC2 / Ares
Test Mode	802.11ac-20MHz_TX_Band2_CH 60_ANT 0+1+2+3	Test Voltage	AC 120V/60Hz

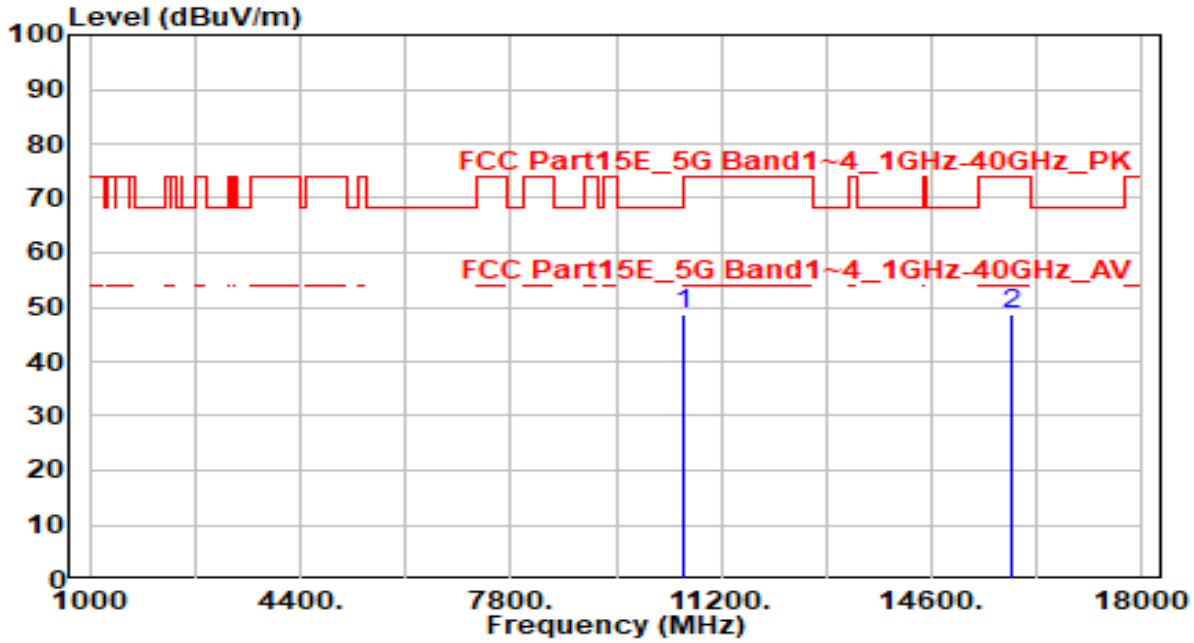

No		Frequency (MHz)	Reading (dBuV)	C.F (dB/m)	Measurement (dBuV/m)	Margin (dB)	Limit (dBuV/m)	Height (cm)	Angle (deg)	Remark (QP/PK/AV)
1	*	10600.000	43.52	5.25	48.78	-19.42	68.20	100	110	Peak
2		15900.000	41.84	6.95	48.80	-25.20	74.00	100	0	Peak

Note:

1. " *", means this data is the worst emission level.
2. C.F (Correction Factor) = Antenna Factor (dB)+ Cable Loss (dB) – Preamplifier(dB).
3. Measurement (dBuV/m) = Reading(dBuV) + C.F (Correction Factor).
4. The emission levels of other frequencies are very lower than the limit and not show in test report.

EUT	AX6000 8-Stream Wi-Fi 6 Router	Date of Test	2022-07-09
Factor	DRH18-E	Temp. / Humidity	25°C /65%
Polarity	Horizontal	Site / Test Engineer	AC2 / Ares
Test Mode	802.11ac-20MHz_TX_Band2_CH 64_ANT 0+1+2+3	Test Voltage	AC 120V/60Hz

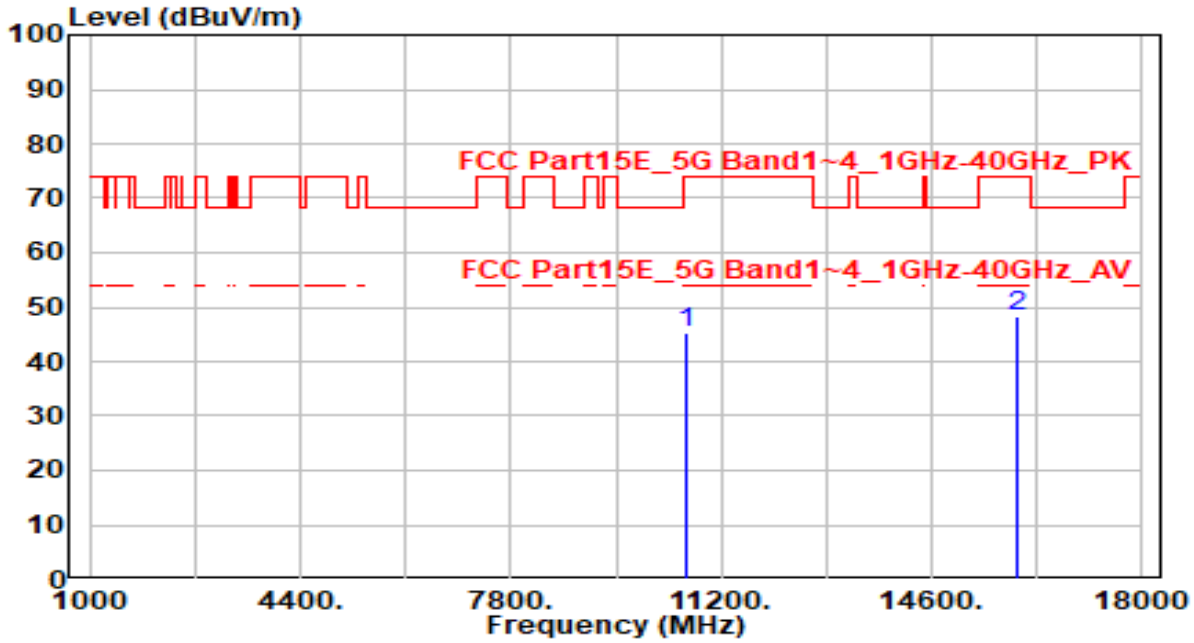

No		Frequency (MHz)	Reading (dBuV)	C.F (dB/m)	Measurement (dBuV/m)	Margin (dB)	Limit (dBuV/m)	Height (cm)	Angle (deg)	Remark (QP/PK/AV)
1		10640.000	39.92	5.27	45.19	-28.81	74.00	100	140	Peak
2	*	15960.000	41.23	7.00	48.23	-25.77	74.00	100	120	Peak

Note:

1. " *", means this data is the worst emission level.
2. C.F (Correction Factor) = Antenna Factor (dB)+ Cable Loss (dB) – Preamplifier(dB).
3. Measurement (dBuV/m) = Reading(dBuV) + C.F (Correction Factor).
4. The emission levels of other frequencies are very lower than the limit and not show in test report.

EUT	AX6000 8-Stream Wi-Fi 6 Router	Date of Test	2022-07-09
Factor	DRH18-E	Temp. / Humidity	25°C /65%
Polarity	Vertical	Site / Test Engineer	AC2 / Ares
Test Mode	802.11ac-20MHz_TX_Band2_CH 64_ANT 0+1+2+3	Test Voltage	AC 120V/60Hz

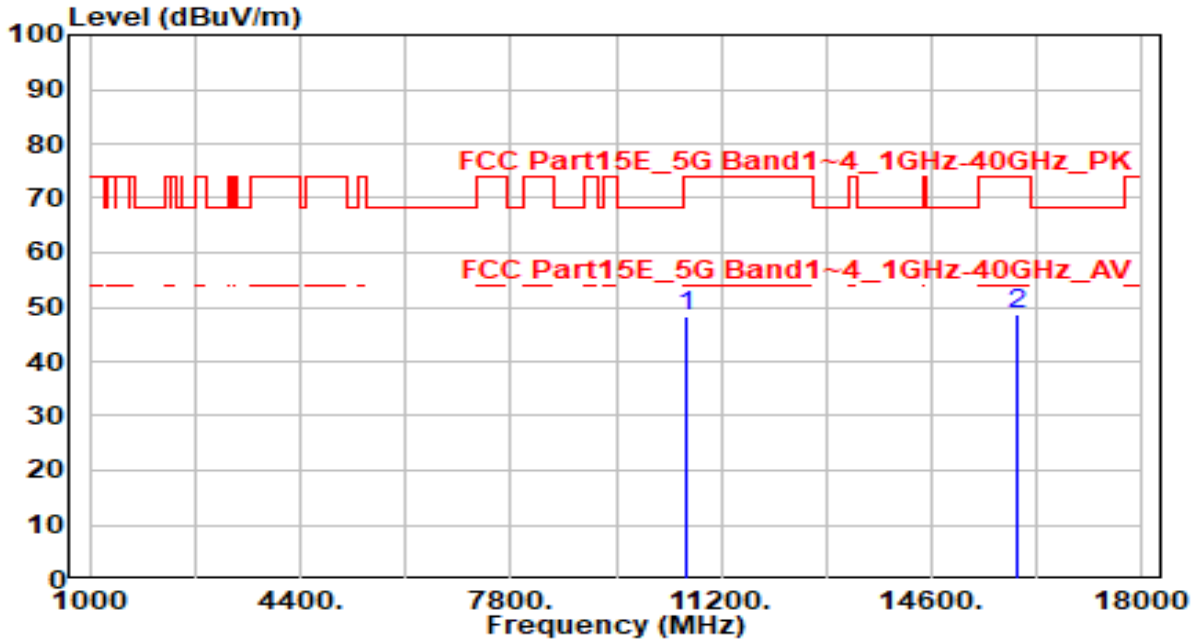

No		Frequency (MHz)	Reading (dBuV)	C.F (dB/m)	Measurement (dBuV/m)	Margin (dB)	Limit (dBuV/m)	Height (cm)	Angle (deg)	Remark (QP/PK/AV)
1		10640.000	42.90	5.27	48.17	-25.83	74.00	100	295	Peak
2	*	15960.000	41.49	7.00	48.49	-25.51	74.00	100	0	Peak

Note:

1. " *", means this data is the worst emission level.
2. C.F (Correction Factor) = Antenna Factor (dB)+ Cable Loss (dB) – Preamplifier(dB).
3. Measurement (dBuV/m) = Reading(dBuV) + C.F (Correction Factor).
4. The emission levels of other frequencies are very lower than the limit and not show in test report.

EUT	AX6000 8-Stream Wi-Fi 6 Router	Date of Test	2022-07-09
Factor	DRH18-E	Temp. / Humidity	25°C /65%
Polarity	Horizontal	Site / Test Engineer	AC2 / Ares
Test Mode	802.11ac-20MHz_TX_Band3_CH 100_ANT 0+1+2+3	Test Voltage	AC 120V/60Hz

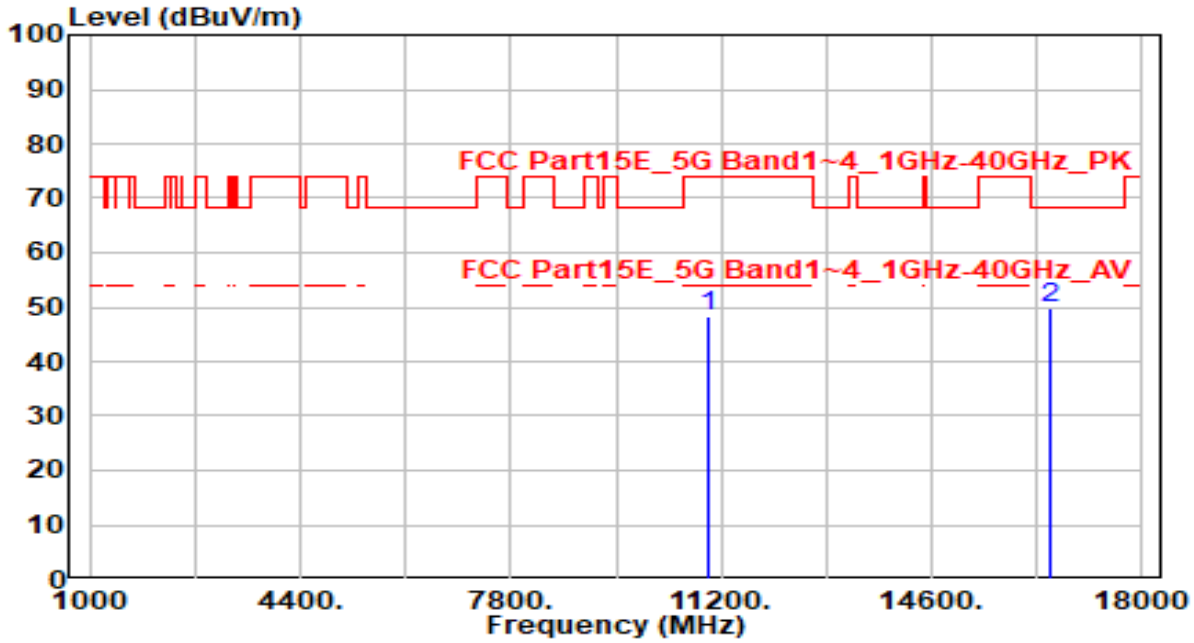

No		Frequency (MHz)	Reading (dBuV)	C.F (dB/m)	Measurement (dBuV/m)	Margin (dB)	Limit (dBuV/m)	Height (cm)	Angle (deg)	Remark (QP/PK/AV)
1		11000.000	42.75	5.56	48.31	-25.69	74.00	100	125	Peak
2	*	16500.000	42.30	7.34	49.64	-18.56	68.20	100	105	Peak

Note:

1. " *", means this data is the worst emission level.
2. C.F (Correction Factor) = Antenna Factor (dB)+ Cable Loss (dB) – Preamplifier(dB).
3. Measurement (dBuV/m) = Reading(dBuV) + C.F (Correction Factor).
4. The emission levels of other frequencies are very lower than the limit and not show in test report.

EUT	AX6000 8-Stream Wi-Fi 6 Router	Date of Test	2022-07-09
Factor	DRH18-E	Temp. / Humidity	25°C /65%
Polarity	Vertical	Site / Test Engineer	AC2 / Ares
Test Mode	802.11ac-20MHz_TX_Band3_CH 100_ANT 0+1+2+3	Test Voltage	AC 120V/60Hz

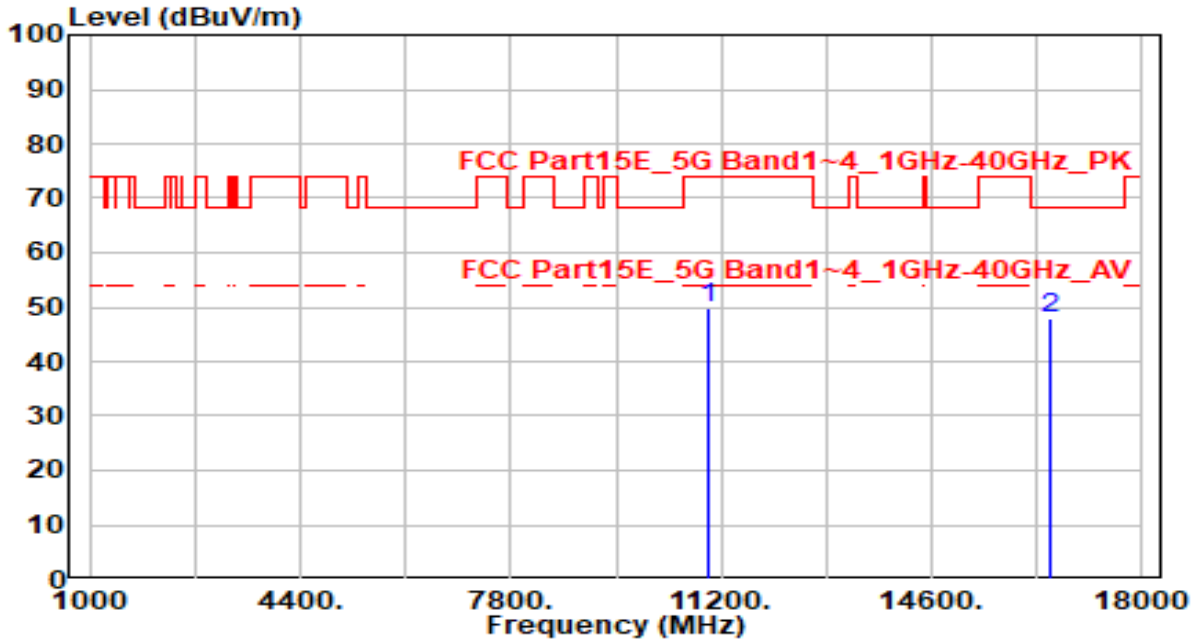

No		Frequency (MHz)	Reading (dBuV)	C.F (dB/m)	Measurement (dBuV/m)	Margin (dB)	Limit (dBuV/m)	Height (cm)	Angle (deg)	Remark (QP/PK/AV)
1		11000.000	44.11	5.56	49.67	-24.33	74.00	100	215	Peak
2	*	16500.000	40.69	7.34	48.03	-20.17	68.20	100	135	Peak

Note:

1. " *", means this data is the worst emission level.
2. C.F (Correction Factor) = Antenna Factor (dB)+ Cable Loss (dB) – Preamplifier(dB).
3. Measurement (dBuV/m) = Reading(dBuV) + C.F (Correction Factor).
4. The emission levels of other frequencies are very lower than the limit and not show in test report.

EUT	AX6000 8-Stream Wi-Fi 6 Router	Date of Test	2022-07-09
Factor	DRH18-E	Temp. / Humidity	25°C /65%
Polarity	Horizontal	Site / Test Engineer	AC2 / Ares
Test Mode	802.11ac-20MHz_TX_Band3_CH 116_ANT 0+1+2+3	Test Voltage	AC 120V/60Hz

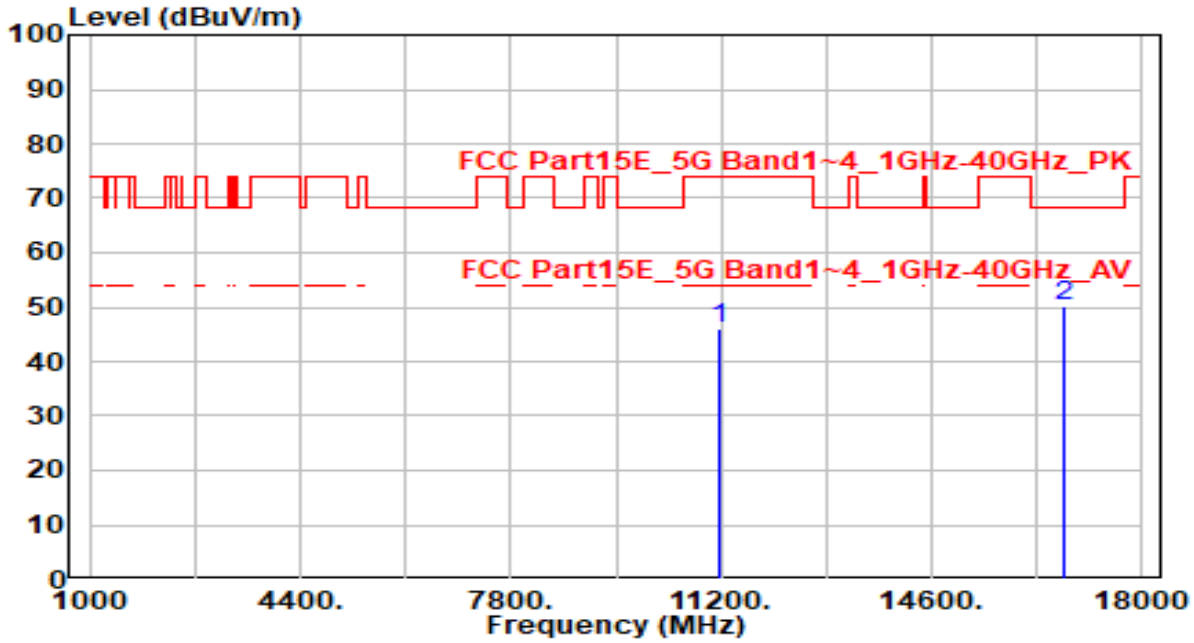

No		Frequency (MHz)	Reading (dBuV)	C.F (dB/m)	Measurement (dBuV/m)	Margin (dB)	Limit (dBuV/m)	Height (cm)	Angle (deg)	Remark (QP/PK/AV)
1		11160.000	40.39	5.73	46.12	-27.88	74.00	100	210	Peak
2	*	16740.000	42.66	7.72	50.37	-17.83	68.20	100	295	Peak

Note:

1. " *", means this data is the worst emission level.
2. C.F (Correction Factor) = Antenna Factor (dB)+ Cable Loss (dB) – Preamplifier(dB).
3. Measurement (dBuV/m) = Reading(dBuV) + C.F (Correction Factor).
4. The emission levels of other frequencies are very lower than the limit and not show in test report.

EUT	AX6000 8-Stream Wi-Fi 6 Router	Date of Test	2022-07-09
Factor	DRH18-E	Temp. / Humidity	25°C /65%
Polarity	Vertical	Site / Test Engineer	AC2 / Ares
Test Mode	802.11ac-20MHz_TX_Band3_CH 116_ANT 0+1+2+3	Test Voltage	AC 120V/60Hz

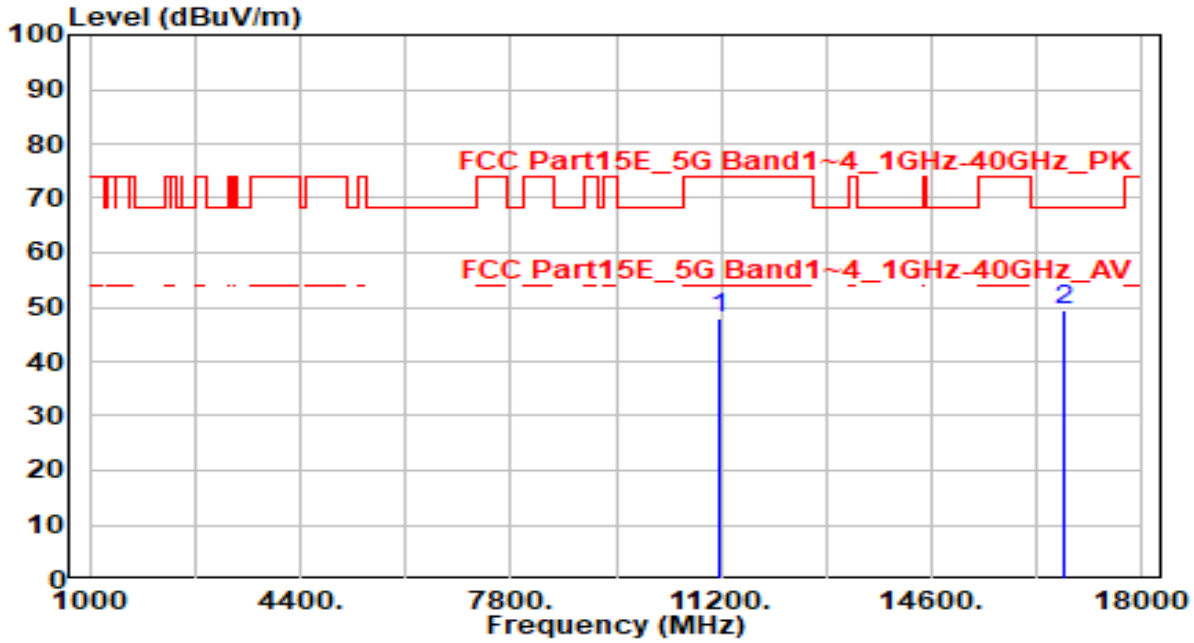

No		Frequency (MHz)	Reading (dBuV)	C.F (dB/m)	Measurement (dBuV/m)	Margin (dB)	Limit (dBuV/m)	Height (cm)	Angle (deg)	Remark (QP/PK/AV)
1		11160.000	42.34	5.73	48.07	-25.93	74.00	100	210	Peak
2	*	16740.000	41.68	7.72	49.40	-18.80	68.20	100	245	Peak

Note:

1. " *", means this data is the worst emission level.
2. C.F (Correction Factor) = Antenna Factor (dB)+ Cable Loss (dB) – Preamplifier(dB).
3. Measurement (dBuV/m) = Reading(dBuV) + C.F (Correction Factor).
4. The emission levels of other frequencies are very lower than the limit and not show in test report.

EUT	AX6000 8-Stream Wi-Fi 6 Router	Date of Test	2022-07-09
Factor	DRH18-E	Temp. / Humidity	25°C /65%
Polarity	Horizontal	Site / Test Engineer	AC2 / Ares
Test Mode	802.11ac-20MHz_TX_Band3_CH 140_ANT 0+1+2+3	Test Voltage	AC 120V/60Hz

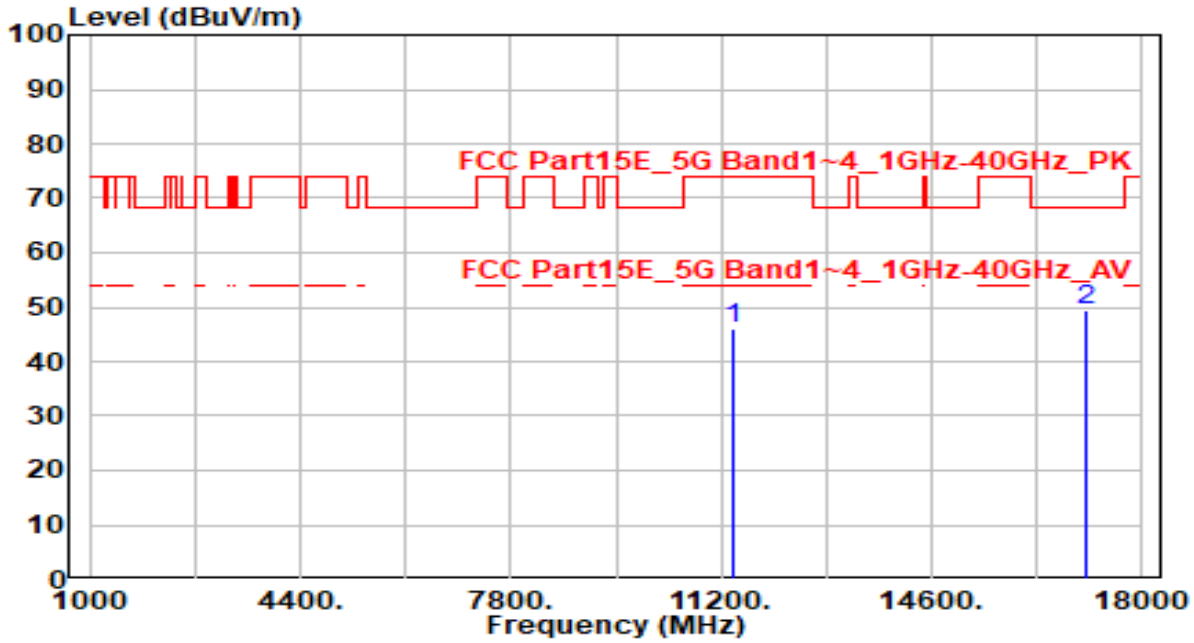

No		Frequency (MHz)	Reading (dBuV)	C.F (dB/m)	Measurement (dBuV/m)	Margin (dB)	Limit (dBuV/m)	Height (cm)	Angle (deg)	Remark (QP/PK/AV)
1		11400.000	40.13	5.98	46.11	-27.89	74.00	100	20	Peak
2	*	17100.000	43.21	6.16	49.37	-18.83	68.20	100	270	Peak

Note:

1. " *", means this data is the worst emission level.
2. C.F (Correction Factor) = Antenna Factor (dB)+ Cable Loss (dB) – Preamplifier(dB).
3. Measurement (dBuV/m) = Reading(dBuV) + C.F (Correction Factor).
4. The emission levels of other frequencies are very lower than the limit and not show in test report.

EUT	AX6000 8-Stream Wi-Fi 6 Router	Date of Test	2022-07-09
Factor	DRH18-E	Temp. / Humidity	25°C /65%
Polarity	Vertical	Site / Test Engineer	AC2 / Ares
Test Mode	802.11ac-20MHz_TX_Band3_CH 140_ANT 0+1+2+3	Test Voltage	AC 120V/60Hz

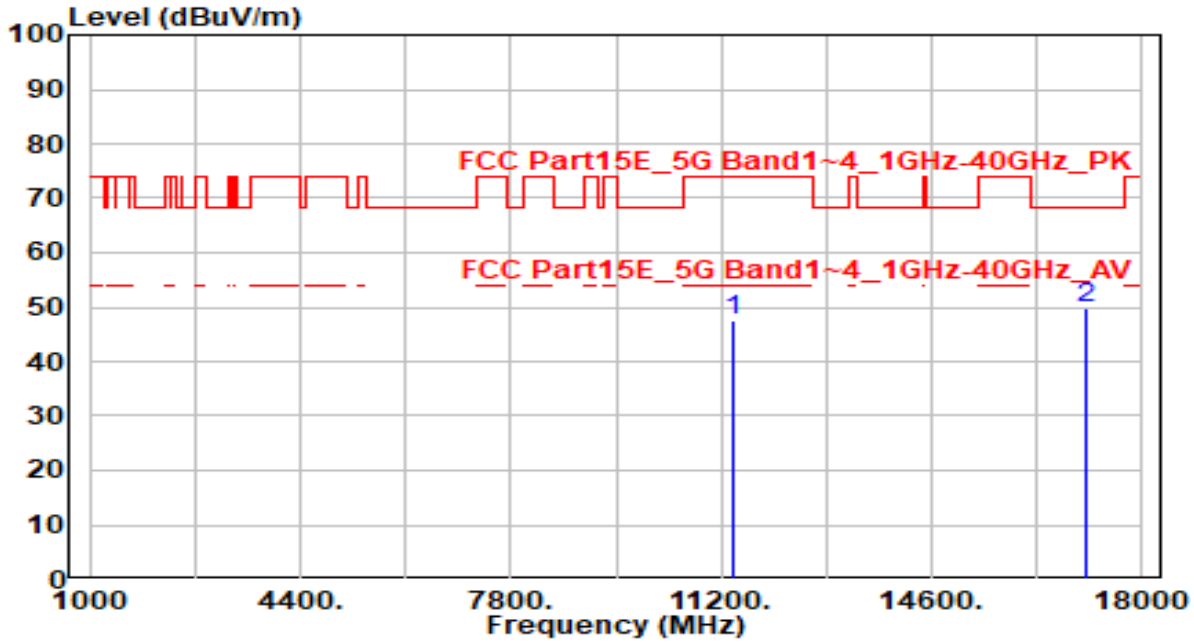

No		Frequency (MHz)	Reading (dBuV)	C.F (dB/m)	Measurement (dBuV/m)	Margin (dB)	Limit (dBuV/m)	Height (cm)	Angle (deg)	Remark (QP/PK/AV)
1		11400.000	41.69	5.98	47.67	-26.33	74.00	100	205	Peak
2	*	17100.000	43.57	6.16	49.73	-18.47	68.20	100	150	Peak

Note:

1. " *", means this data is the worst emission level.
2. C.F (Correction Factor) = Antenna Factor (dB)+ Cable Loss (dB) – Preamplifier(dB).
3. Measurement (dBuV/m) = Reading(dBuV) + C.F (Correction Factor).
4. The emission levels of other frequencies are very lower than the limit and not show in test report.

EUT	AX6000 8-Stream Wi-Fi 6 Router	Date of Test	2022-07-09
Factor	DRH18-E	Temp. / Humidity	25°C /65%
Polarity	Horizontal	Site / Test Engineer	AC2 / Ares
Test Mode	802.11ac-20MHz_TX_Band3_CH 144_ANT 0+1+2+3	Test Voltage	AC 120V/60Hz

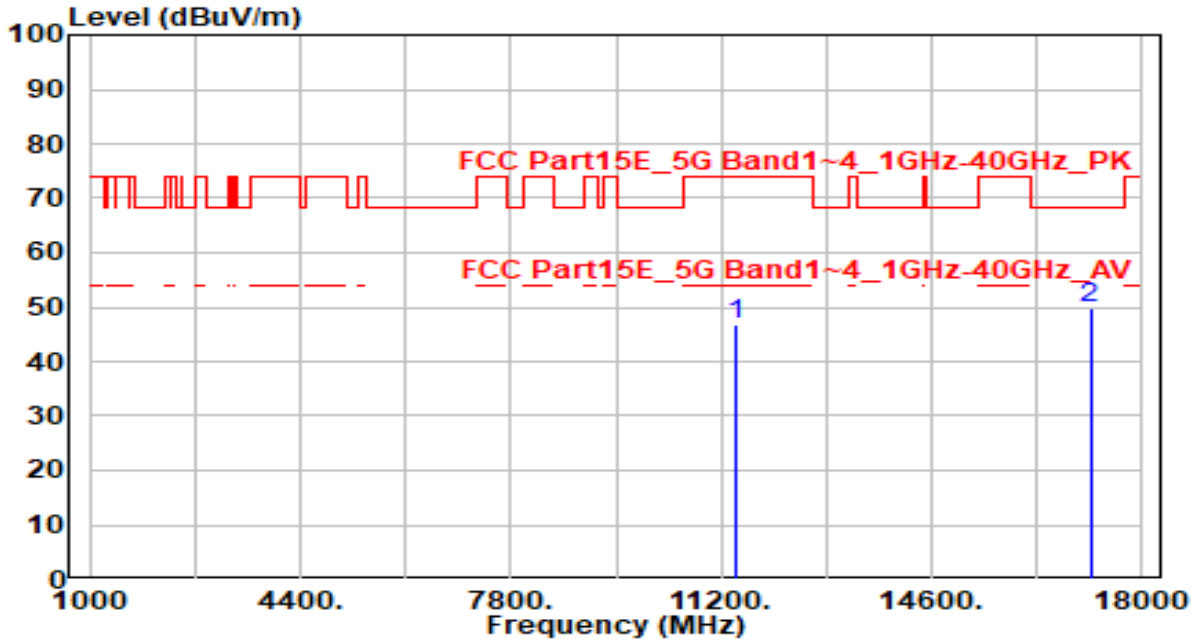

No		Frequency (MHz)	Reading (dBuV)	C.F (dB/m)	Measurement (dBuV/m)	Margin (dB)	Limit (dBuV/m)	Height (cm)	Angle (deg)	Remark (QP/PK/AV)
1		11440.000	40.76	5.97	46.72	-27.28	74.00	100	150	Peak
2	*	17160.000	43.68	5.98	49.66	-18.54	68.20	100	20	Peak

Note:

1. " *", means this data is the worst emission level.
2. C.F (Correction Factor) = Antenna Factor (dB)+ Cable Loss (dB) – Preamplifier(dB).
3. Measurement (dBuV/m) = Reading(dBuV) + C.F (Correction Factor).
4. The emission levels of other frequencies are very lower than the limit and not show in test report.

EUT	AX6000 8-Stream Wi-Fi 6 Router	Date of Test	2022-07-09
Factor	DRH18-E	Temp. / Humidity	25°C /65%
Polarity	Vertical	Site / Test Engineer	AC2 / Ares
Test Mode	802.11ac-20MHz_TX_Band3_CH 144_ANT 0+1+2+3	Test Voltage	AC 120V/60Hz

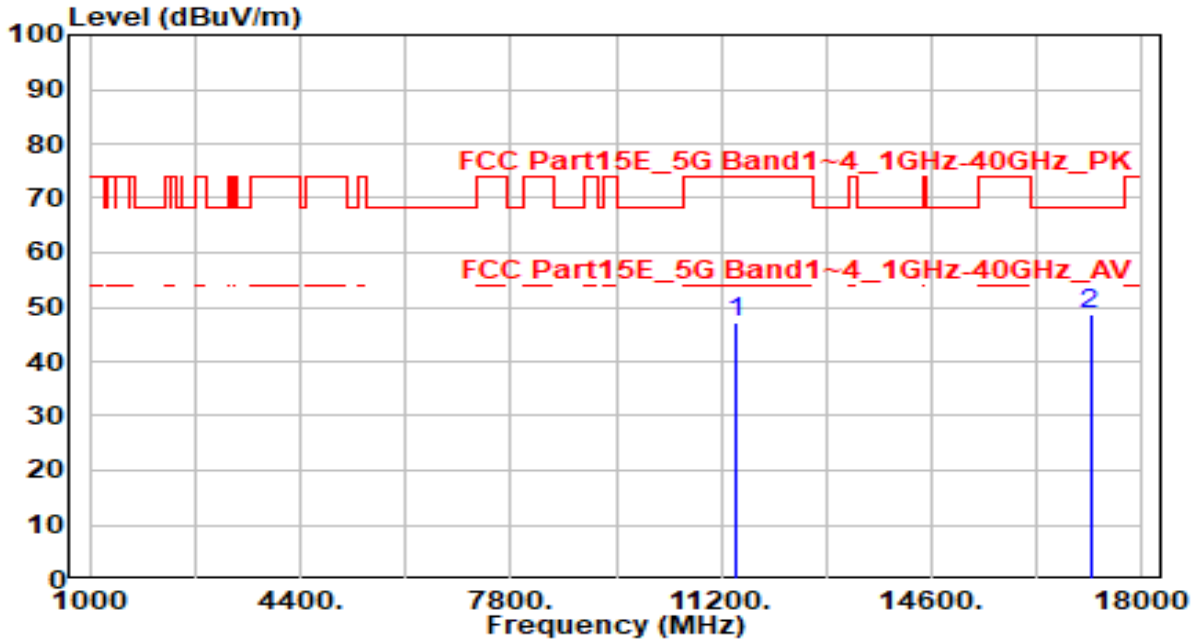

No		Frequency (MHz)	Reading (dBuV)	C.F (dB/m)	Measurement (dBuV/m)	Margin (dB)	Limit (dBuV/m)	Height (cm)	Angle (deg)	Remark (QP/PK/AV)
1		11440.000	41.38	5.97	47.35	-26.65	74.00	100	60	Peak
2	*	17160.000	42.64	5.98	48.62	-19.58	68.20	100	345	Peak

Note:

1. " *", means this data is the worst emission level.
2. C.F (Correction Factor) = Antenna Factor (dB)+ Cable Loss (dB) – Preamplifier(dB).
3. Measurement (dBuV/m) = Reading(dBuV) + C.F (Correction Factor).
4. The emission levels of other frequencies are very lower than the limit and not show in test report.

EUT	AX6000 8-Stream Wi-Fi 6 Router	Date of Test	2022-07-09
Factor	DRH18-E	Temp. / Humidity	25°C /65%
Polarity	Horizontal	Site / Test Engineer	AC2 / Ares
Test Mode	802.11ac-20MHz_TX_Band4_CH 149_ANT 0+1+2+3	Test Voltage	AC 120V/60Hz

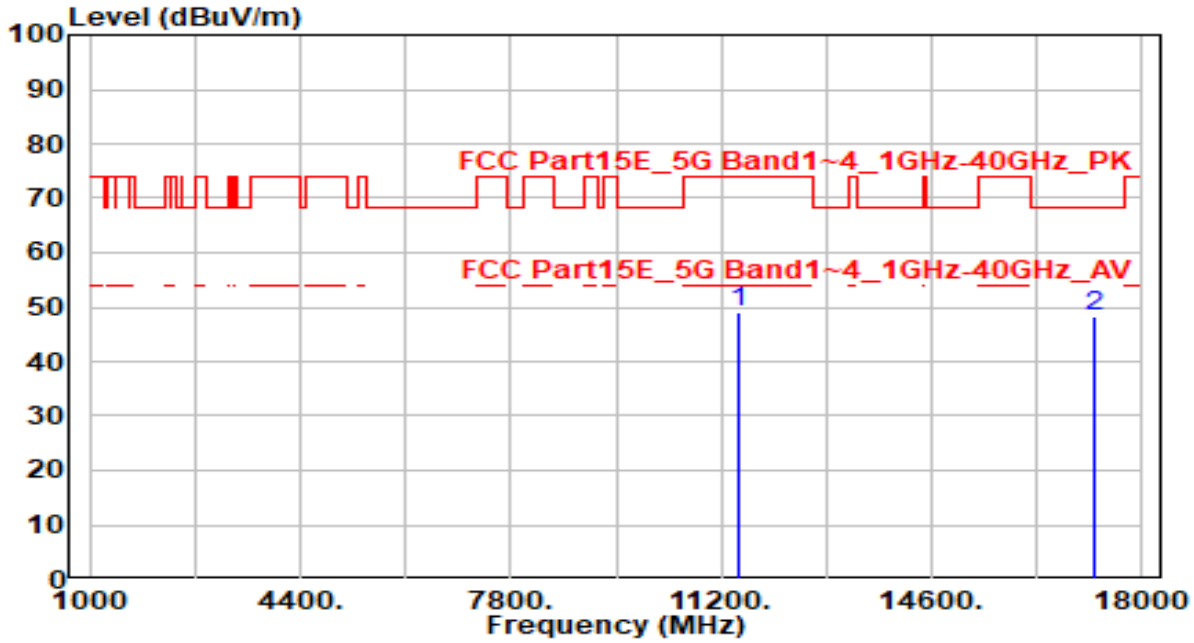

No		Frequency (MHz)	Reading (dBuV)	C.F (dB/m)	Measurement (dBuV/m)	Margin (dB)	Limit (dBuV/m)	Height (cm)	Angle (deg)	Remark (QP/PK/AV)
1		11490.000	43.04	5.94	48.98	-25.02	74.00	100	200	Peak
2	*	17235.000	42.62	5.78	48.40	-19.80	68.20	100	225	Peak

Note:

1. " *", means this data is the worst emission level.
2. C.F (Correction Factor) = Antenna Factor (dB)+ Cable Loss (dB) – Preamplifier(dB).
3. Measurement (dBuV/m) = Reading(dBuV) + C.F (Correction Factor).
4. The emission levels of other frequencies are very lower than the limit and not show in test report.

EUT	AX6000 8-Stream Wi-Fi 6 Router	Date of Test	2022-07-09
Factor	DRH18-E	Temp. / Humidity	25°C /65%
Polarity	Vertical	Site / Test Engineer	AC2 / Ares
Test Mode	802.11ac-20MHz_TX_Band4_CH 149_ANT 0+1+2+3	Test Voltage	AC 120V/60Hz

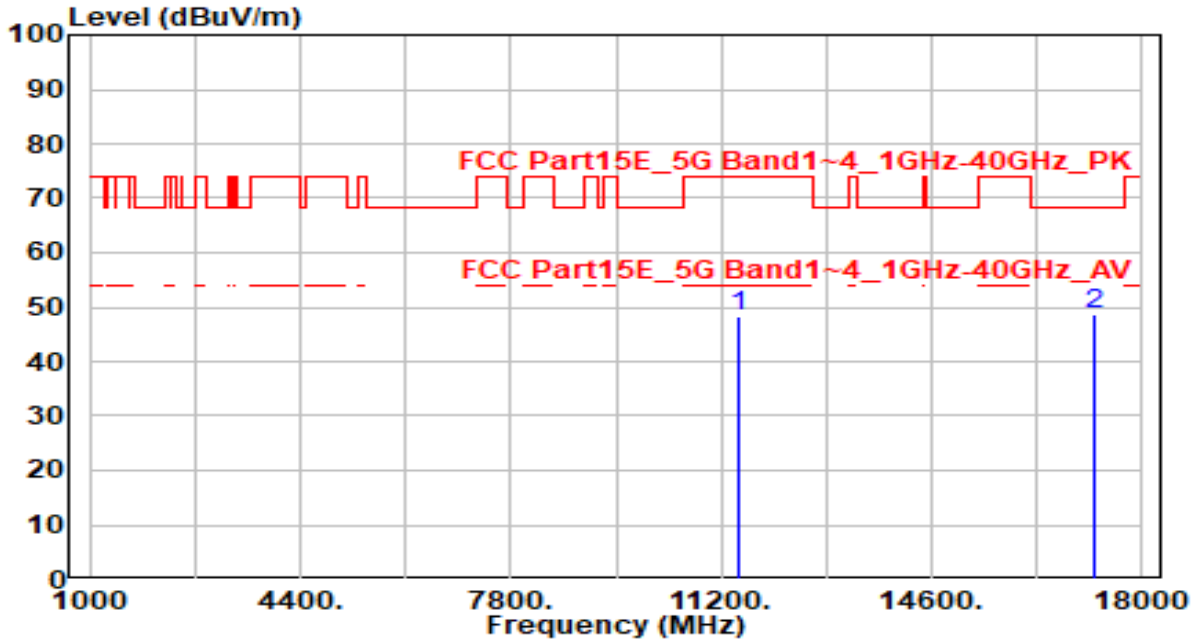

No		Frequency (MHz)	Reading (dBuV)	C.F (dB/m)	Measurement (dBuV/m)	Margin (dB)	Limit (dBuV/m)	Height (cm)	Angle (deg)	Remark (QP/PK/AV)
1		11490.000	42.34	5.94	48.28	-25.72	74.00	100	200	Peak
2	*	17235.000	42.92	5.78	48.71	-19.49	68.20	100	150	Peak

Note:

1. " *", means this data is the worst emission level.
2. C.F (Correction Factor) = Antenna Factor (dB)+ Cable Loss (dB) – Preamplifier(dB).
3. Measurement (dBuV/m) = Reading(dBuV) + C.F (Correction Factor).
4. The emission levels of other frequencies are very lower than the limit and not show in test report.

EUT	AX6000 8-Stream Wi-Fi 6 Router	Date of Test	2022-07-09
Factor	DRH18-E	Temp. / Humidity	25°C /65%
Polarity	Horizontal	Site / Test Engineer	AC2 / Ares
Test Mode	802.11ac-20MHz_TX_Band4_CH 157_ANT 0+1+2+3	Test Voltage	AC 120V/60Hz

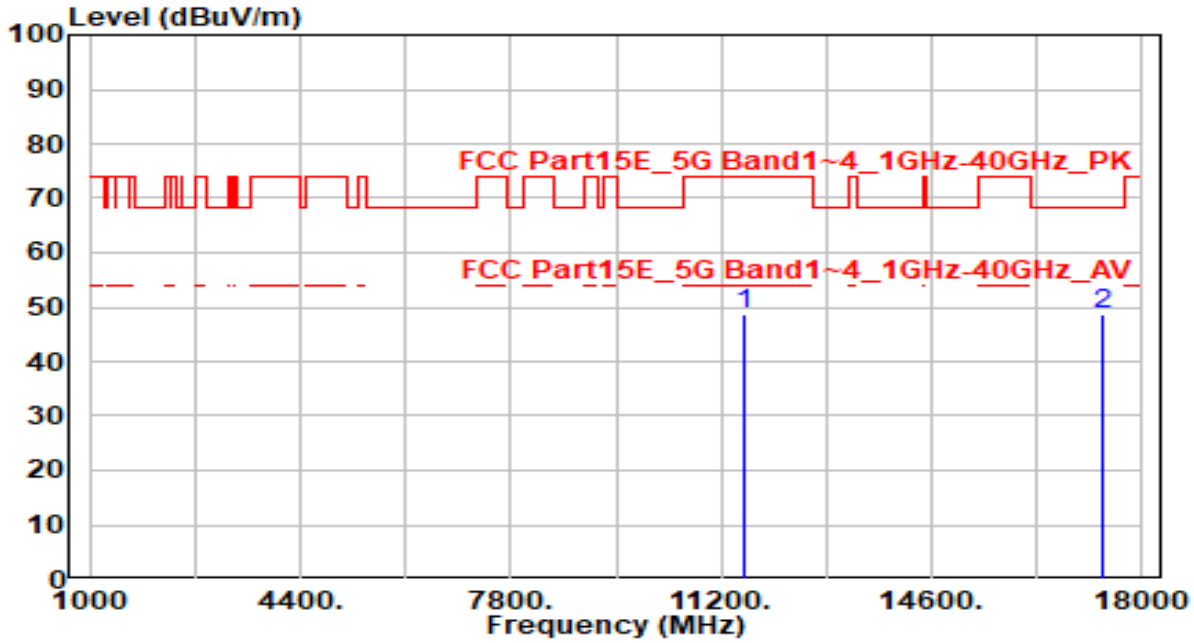

No		Frequency (MHz)	Reading (dBuV)	C.F (dB/m)	Measurement (dBuV/m)	Margin (dB)	Limit (dBuV/m)	Height (cm)	Angle (deg)	Remark (QP/PK/AV)
1		11570.000	42.75	5.91	48.66	-25.34	74.00	100	45	Peak
2	*	17355.000	43.03	5.54	48.57	-19.63	68.20	100	360	Peak

Note:

1. " *", means this data is the worst emission level.
2. C.F (Correction Factor) = Antenna Factor (dB)+ Cable Loss (dB) – Preamplifier(dB).
3. Measurement (dBuV/m) = Reading(dBuV) + C.F (Correction Factor).
4. The emission levels of other frequencies are very lower than the limit and not show in test report.

EUT	AX6000 8-Stream Wi-Fi 6 Router	Date of Test	2022-07-09
Factor	DRH18-E	Temp. / Humidity	25°C /65%
Polarity	Vertical	Site / Test Engineer	AC2 / Ares
Test Mode	802.11ac-20MHz_TX_Band4_CH 157_ANT 0+1+2+3	Test Voltage	AC 120V/60Hz

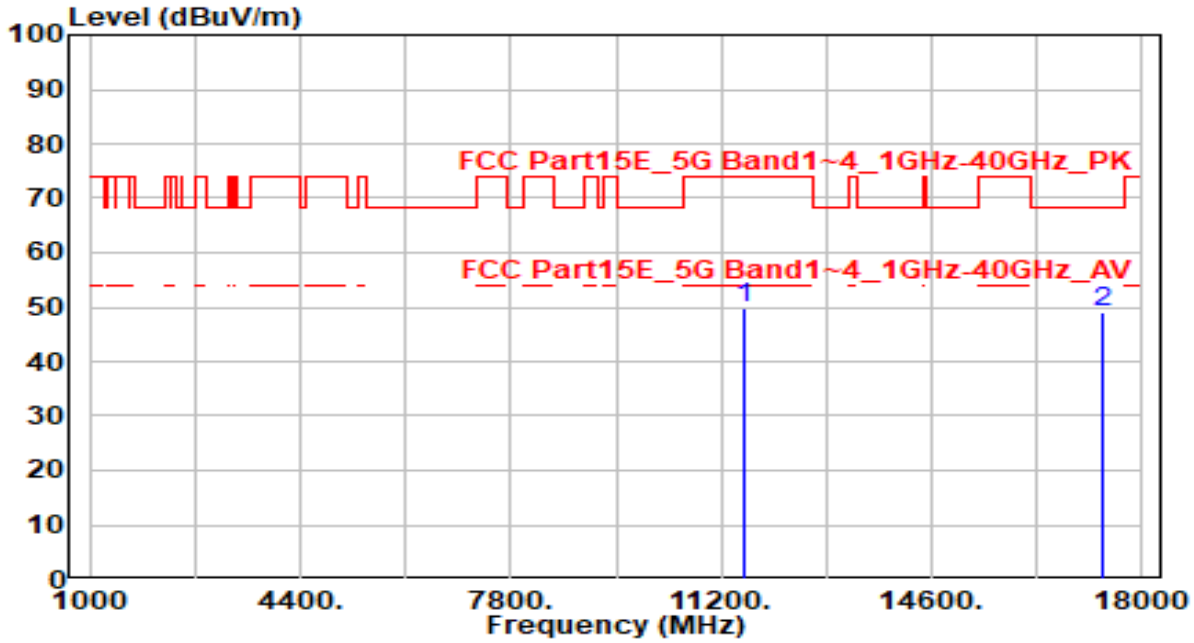

No		Frequency (MHz)	Reading (dBuV)	C.F (dB/m)	Measurement (dBuV/m)	Margin (dB)	Limit (dBuV/m)	Height (cm)	Angle (deg)	Remark (QP/PK/AV)
1		11570.000	43.74	5.91	49.66	-24.34	74.00	100	0	Peak
2	*	17355.000	43.54	5.54	49.08	-19.12	68.20	100	360	Peak

Note:

1. " *", means this data is the worst emission level.
2. C.F (Correction Factor) = Antenna Factor (dB)+ Cable Loss (dB) – Preamplifier(dB).
3. Measurement (dBuV/m) = Reading(dBuV) + C.F (Correction Factor).
4. The emission levels of other frequencies are very lower than the limit and not show in test report.

EUT	AX6000 8-Stream Wi-Fi 6 Router	Date of Test	2022-07-09
Factor	DRH18-E	Temp. / Humidity	25°C /65%
Polarity	Horizontal	Site / Test Engineer	AC2 / Ares
Test Mode	802.11ac-20MHz_TX_Band4_CH 165_ANT 0+1+2+3	Test Voltage	AC 120V/60Hz

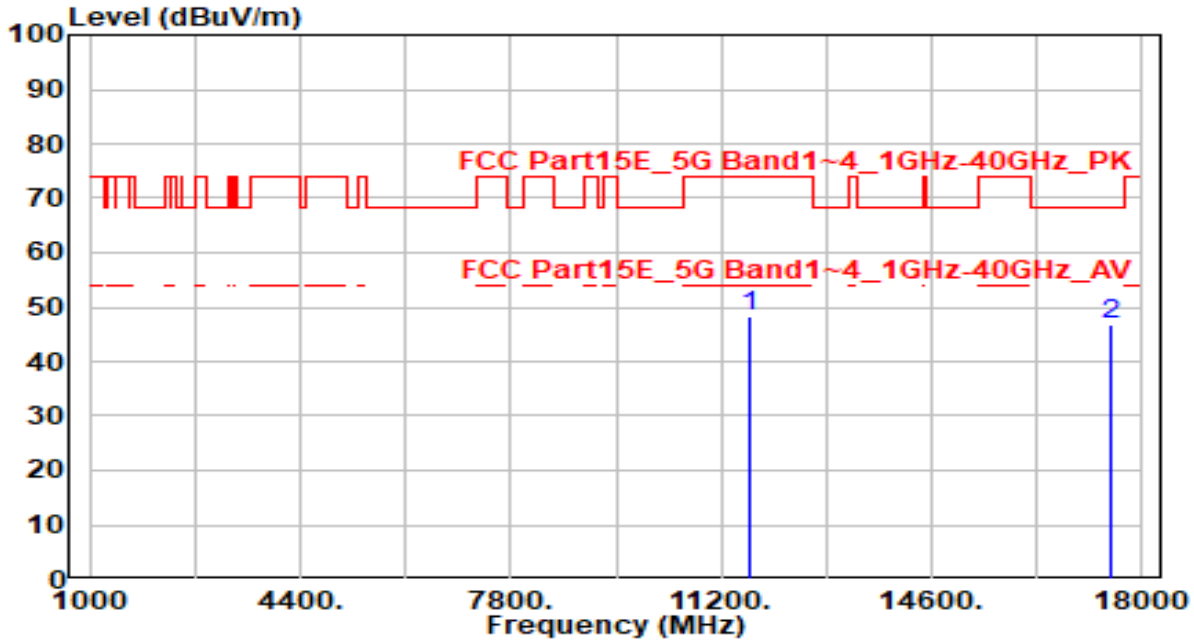

No		Frequency (MHz)	Reading (dBuV)	C.F (dB/m)	Measurement (dBuV/m)	Margin (dB)	Limit (dBuV/m)	Height (cm)	Angle (deg)	Remark (QP/PK/AV)
1		11650.000	42.61	5.86	48.46	-25.54	74.00	100	305	Peak
2	*	17475.000	41.54	5.44	46.97	-21.23	68.20	100	100	Peak

Note:

1. " *", means this data is the worst emission level.
2. C.F (Correction Factor) = Antenna Factor (dB)+ Cable Loss (dB) – Preamplifier(dB).
3. Measurement (dBuV/m) = Reading(dBuV) + C.F (Correction Factor).
4. The emission levels of other frequencies are very lower than the limit and not show in test report.

EUT	AX6000 8-Stream Wi-Fi 6 Router	Date of Test	2022-07-09
Factor	DRH18-E	Temp. / Humidity	25°C /65%
Polarity	Vertical	Site / Test Engineer	AC2 / Ares
Test Mode	802.11ac-20MHz_TX_Band4_CH 165_ANT 0+1+2+3	Test Voltage	AC 120V/60Hz

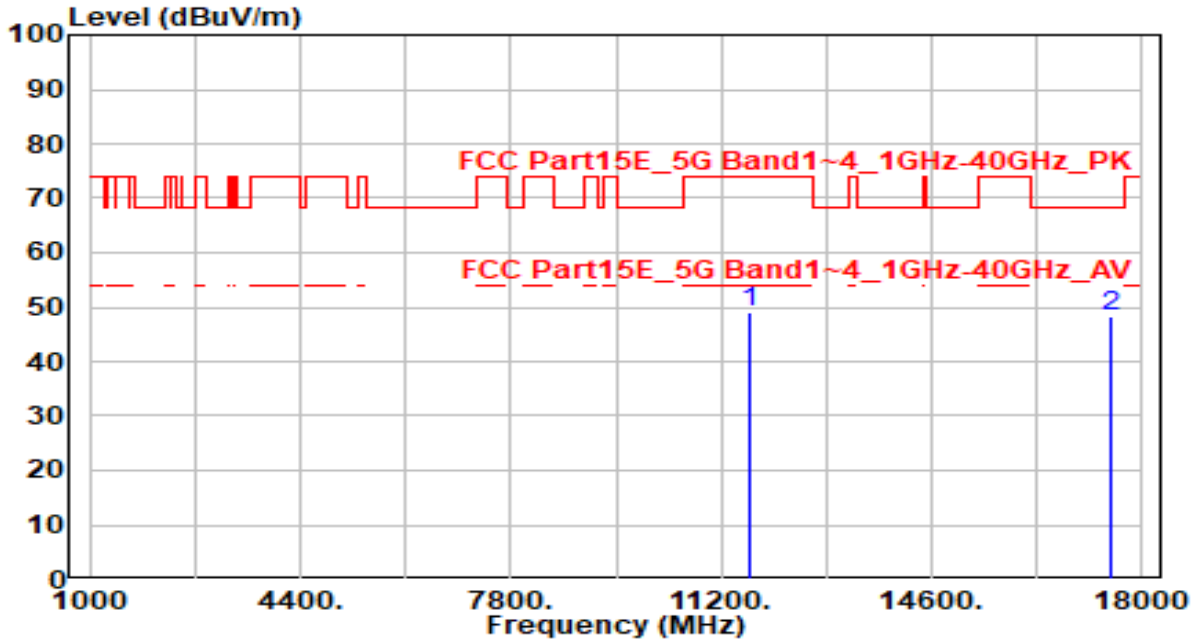

No		Frequency (MHz)	Reading (dBuV)	C.F (dB/m)	Measurement (dBuV/m)	Margin (dB)	Limit (dBuV/m)	Height (cm)	Angle (deg)	Remark (QP/PK/AV)
1		11650.000	43.12	5.86	48.97	-25.03	74.00	100	200	Peak
2	*	17475.000	42.81	5.44	48.25	-19.95	68.20	100	195	Peak

Note:

1. " *", means this data is the worst emission level.
2. C.F (Correction Factor) = Antenna Factor (dB)+ Cable Loss (dB) – Preamplifier(dB).
3. Measurement (dBuV/m) = Reading(dBuV) + C.F (Correction Factor).
4. The emission levels of other frequencies are very lower than the limit and not show in test report.

EUT	AX6000 8-Stream Wi-Fi 6 Router	Date of Test	2022-07-09
Factor	DRH18-E	Temp. / Humidity	25°C /65%
Polarity	Horizontal	Site / Test Engineer	AC2 / Ares
Test Mode	802.11ac-40MHz_TX_Band1_CH 38_ANT 0+1+2+3	Test Voltage	AC 120V/60Hz

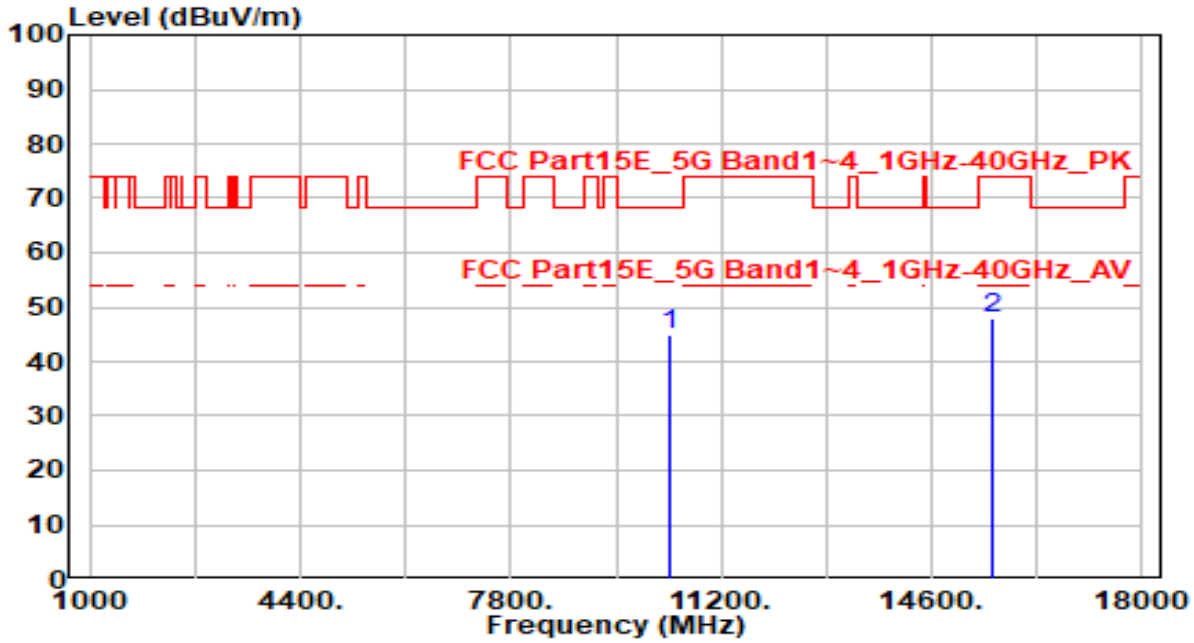

No		Frequency (MHz)	Reading (dBuV)	C.F (dB/m)	Measurement (dBuV/m)	Margin (dB)	Limit (dBuV/m)	Height (cm)	Angle (deg)	Remark (QP/PK/AV)
1	*	10380.000	39.42	5.30	44.72	-23.48	68.20	100	140	Peak
2		15570.000	41.53	6.41	47.94	-26.06	74.00	100	240	Peak

Note:

1. " *", means this data is the worst emission level.
2. C.F (Correction Factor) = Antenna Factor (dB)+ Cable Loss (dB) – Preamplifier(dB).
3. Measurement (dBuV/m) = Reading(dBuV) + C.F (Correction Factor).
4. The emission levels of other frequencies are very lower than the limit and not show in test report.

EUT	AX6000 8-Stream Wi-Fi 6 Router	Date of Test	2022-07-09
Factor	DRH18-E	Temp. / Humidity	25°C /65%
Polarity	Vertical	Site / Test Engineer	AC2 / Ares
Test Mode	802.11ac-40MHz_TX_Band1_CH 38_ANT 0+1+2+3	Test Voltage	AC 120V/60Hz

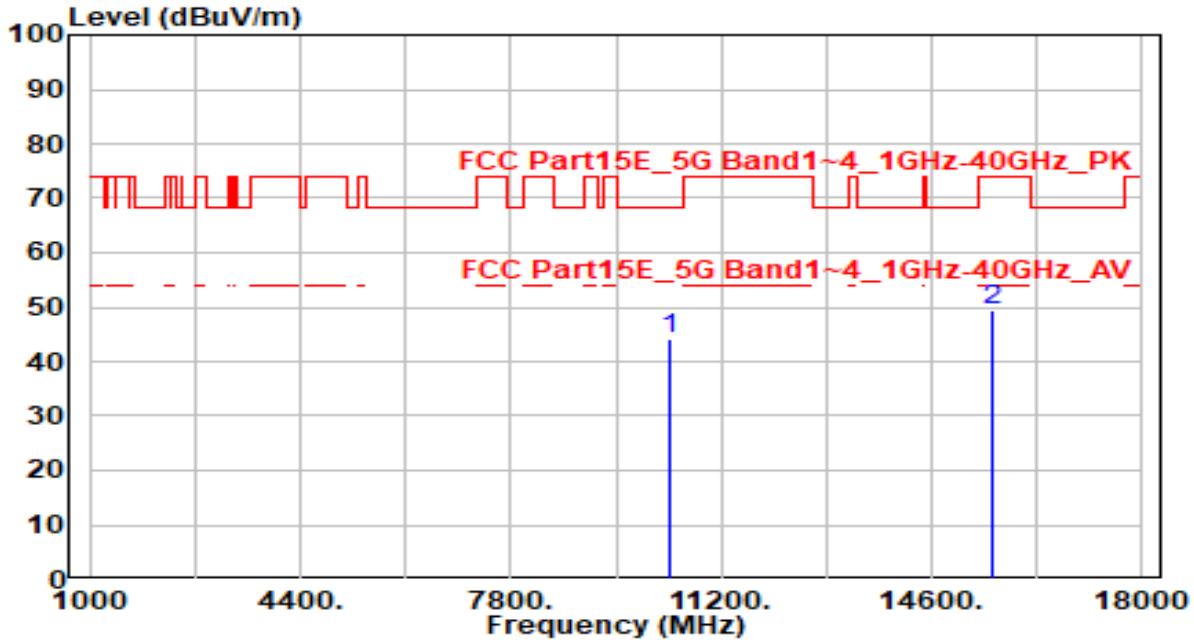

No		Frequency (MHz)	Reading (dBuV)	C.F (dB/m)	Measurement (dBuV/m)	Margin (dB)	Limit (dBuV/m)	Height (cm)	Angle (deg)	Remark (QP/PK/AV)
1	*	10380.000	38.86	5.30	44.15	-24.05	68.20	100	200	Peak
2		15570.000	43.04	6.41	49.45	-24.55	74.00	100	205	Peak

Note:

1. " *", means this data is the worst emission level.
2. C.F (Correction Factor) = Antenna Factor (dB)+ Cable Loss (dB) – Preamplifier(dB).
3. Measurement (dBuV/m) = Reading(dBuV) + C.F (Correction Factor).
4. The emission levels of other frequencies are very lower than the limit and not show in test report.

EUT	AX6000 8-Stream Wi-Fi 6 Router	Date of Test	2022-07-09
Factor	DRH18-E	Temp. / Humidity	25°C /65%
Polarity	Horizontal	Site / Test Engineer	AC2 / Ares
Test Mode	802.11ac-40MHz_TX_Band1_CH 46_ANT 0+1+2+3	Test Voltage	AC 120V/60Hz

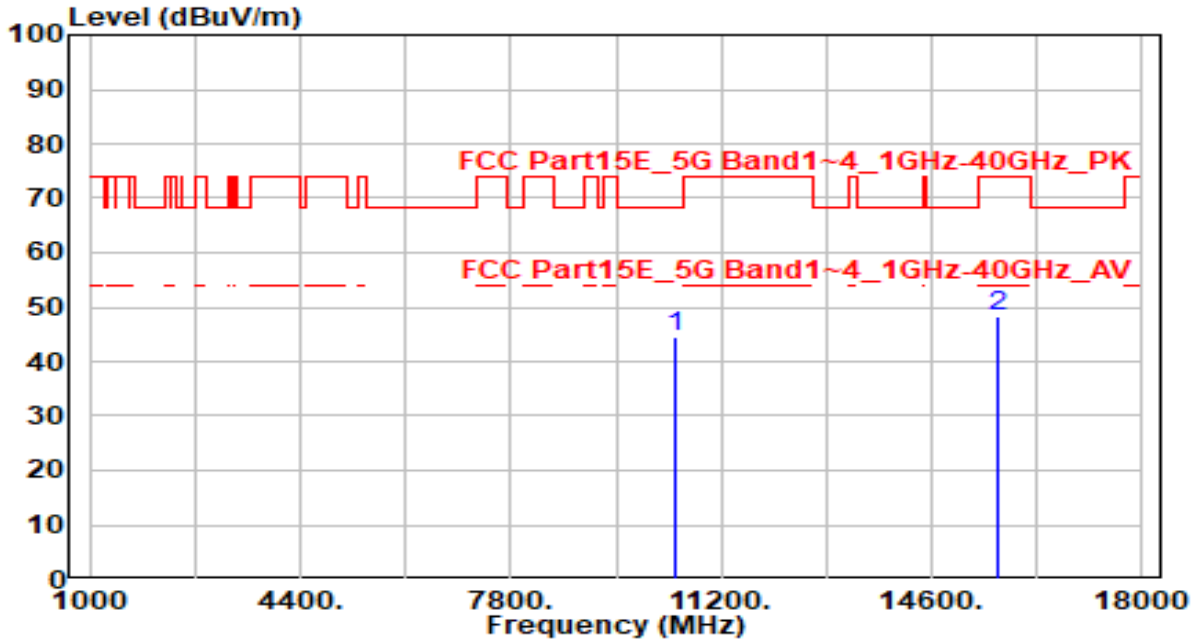

No		Frequency (MHz)	Reading (dBuV)	C.F (dB/m)	Measurement (dBuV/m)	Margin (dB)	Limit (dBuV/m)	Height (cm)	Angle (deg)	Remark (QP/PK/AV)
1	*	10460.000	39.30	5.27	44.57	-23.63	68.20	100	310	Peak
2		15690.000	41.55	6.63	48.18	-25.82	74.00	100	360	Peak

Note:

1. " *", means this data is the worst emission level.
2. C.F (Correction Factor) = Antenna Factor (dB)+ Cable Loss (dB) – Preamplifier(dB).
3. Measurement (dBuV/m) = Reading(dBuV) + C.F (Correction Factor).
4. The emission levels of other frequencies are very lower than the limit and not show in test report.

EUT	AX6000 8-Stream Wi-Fi 6 Router	Date of Test	2022-07-09
Factor	DRH18-E	Temp. / Humidity	25°C /65%
Polarity	Vertical	Site / Test Engineer	AC2 / Ares
Test Mode	802.11ac-40MHz_TX_Band1_CH 46_ANT 0+1+2+3	Test Voltage	AC 120V/60Hz

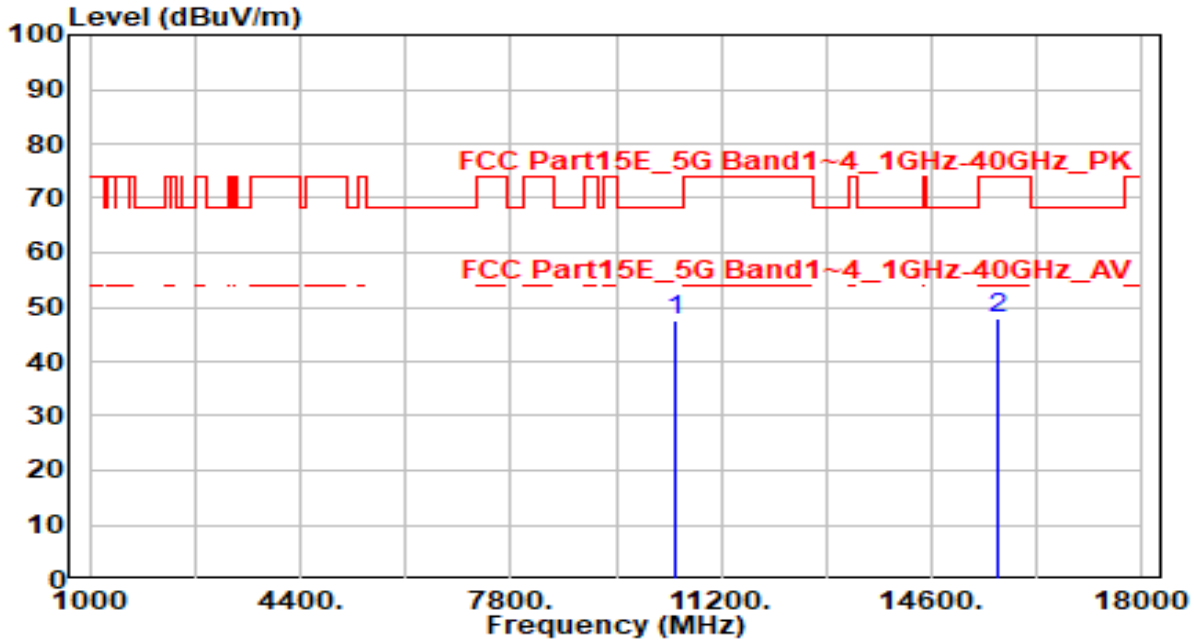

No		Frequency (MHz)	Reading (dBuV)	C.F (dB/m)	Measurement (dBuV/m)	Margin (dB)	Limit (dBuV/m)	Height (cm)	Angle (deg)	Remark (QP/PK/AV)
1	*	10460.000	42.09	5.27	47.36	-20.84	68.20	100	170	Peak
2		15690.000	41.35	6.63	47.97	-26.03	74.00	100	165	Peak

Note:

1. " *", means this data is the worst emission level.
2. C.F (Correction Factor) = Antenna Factor (dB)+ Cable Loss (dB) – Preamplifier(dB).
3. Measurement (dBuV/m) = Reading(dBuV) + C.F (Correction Factor).
4. The emission levels of other frequencies are very lower than the limit and not show in test report.

EUT	AX6000 8-Stream Wi-Fi 6 Router	Date of Test	2022-07-09
Factor	DRH18-E	Temp. / Humidity	25°C /65%
Polarity	Horizontal	Site / Test Engineer	AC2 / Ares
Test Mode	802.11ac-40MHz_TX_Band2_CH 54_ANT 0+1+2+3	Test Voltage	AC 120V/60Hz

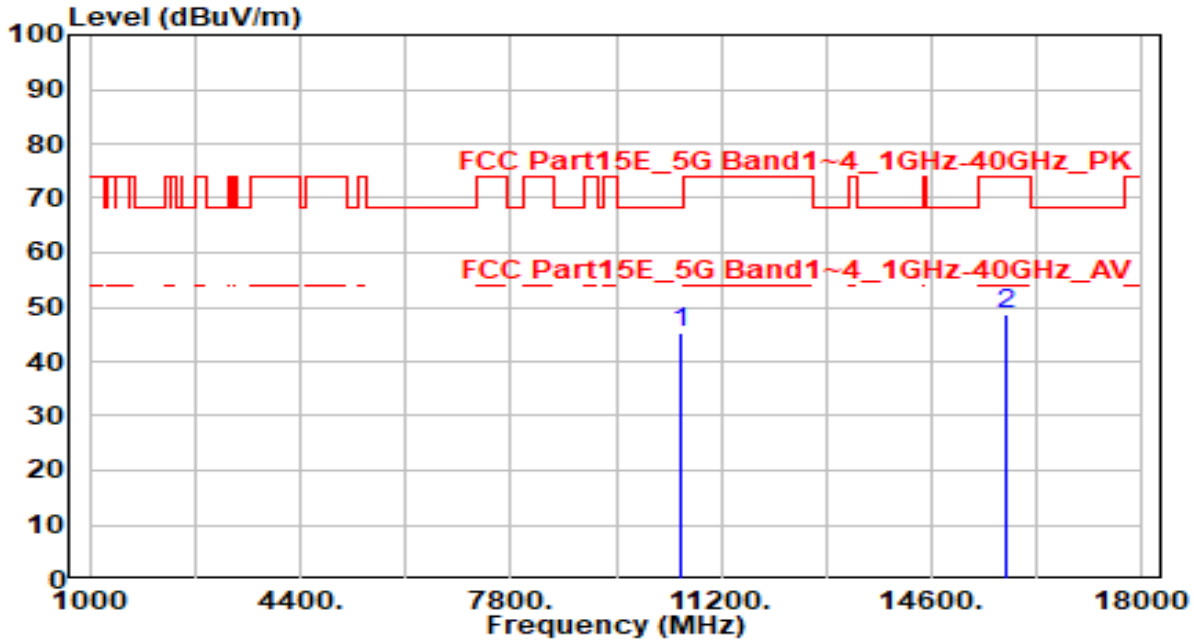

No		Frequency (MHz)	Reading (dBuV)	C.F (dB/m)	Measurement (dBuV/m)	Margin (dB)	Limit (dBuV/m)	Height (cm)	Angle (deg)	Remark (QP/PK/AV)
1	*	10540.000	40.00	5.25	45.25	-22.95	68.20	100	170	Peak
2		15810.000	41.96	6.88	48.85	-25.15	74.00	100	200	Peak

Note:

1. " *", means this data is the worst emission level.
2. C.F (Correction Factor) = Antenna Factor (dB)+ Cable Loss (dB) – Preamplifier(dB).
3. Measurement (dBuV/m) = Reading(dBuV) + C.F (Correction Factor).
4. The emission levels of other frequencies are very lower than the limit and not show in test report.

EUT	AX6000 8-Stream Wi-Fi 6 Router	Date of Test	2022-07-09
Factor	DRH18-E	Temp. / Humidity	25°C /65%
Polarity	Vertical	Site / Test Engineer	AC2 / Ares
Test Mode	802.11ac-40MHz_TX_Band2_CH 54_ANT 0+1+2+3	Test Voltage	AC 120V/60Hz

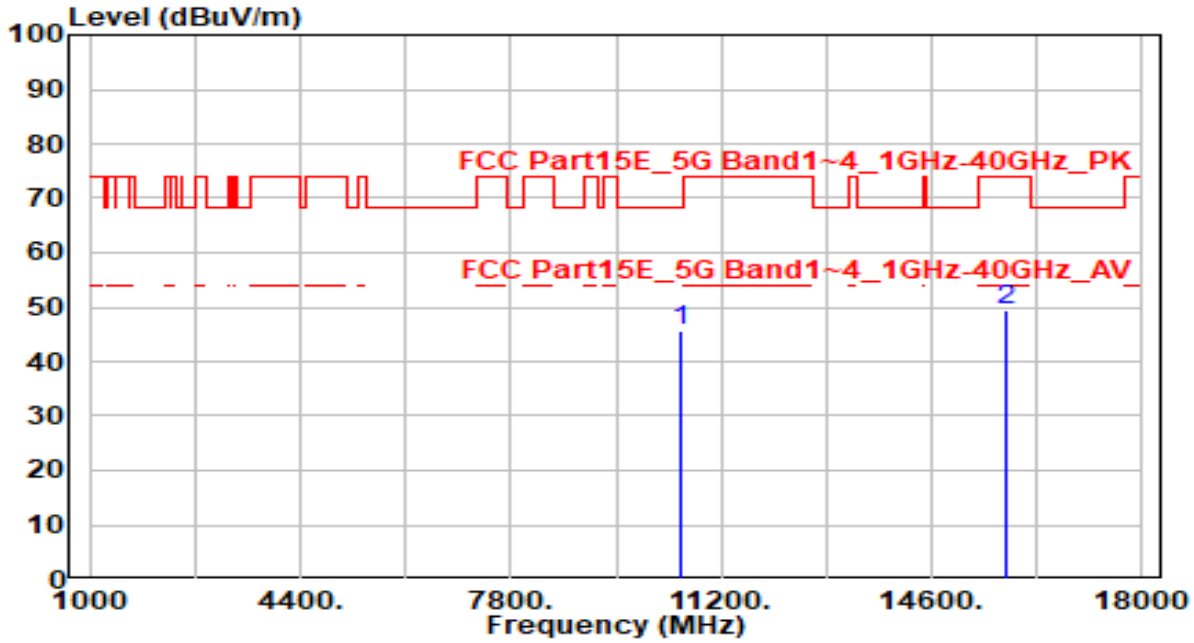

No		Frequency (MHz)	Reading (dBuV)	C.F (dB/m)	Measurement (dBuV/m)	Margin (dB)	Limit (dBuV/m)	Height (cm)	Angle (deg)	Remark (QP/PK/AV)
1	*	10540.000	40.24	5.25	45.50	-22.70	68.20	100	100	Peak
2		15810.000	42.44	6.88	49.33	-24.67	74.00	100	190	Peak

Note:

1. " *", means this data is the worst emission level.
2. C.F (Correction Factor) = Antenna Factor (dB)+ Cable Loss (dB) – Preamplifier(dB).
3. Measurement (dBuV/m) = Reading(dBuV) + C.F (Correction Factor).
4. The emission levels of other frequencies are very lower than the limit and not show in test report.

EUT	AX6000 8-Stream Wi-Fi 6 Router	Date of Test	2022-07-09
Factor	DRH18-E	Temp. / Humidity	25°C /65%
Polarity	Horizontal	Site / Test Engineer	AC2 / Ares
Test Mode	802.11ac-40MHz_TX_Band2_CH 62_ANT 0+1+2+3	Test Voltage	AC 120V/60Hz

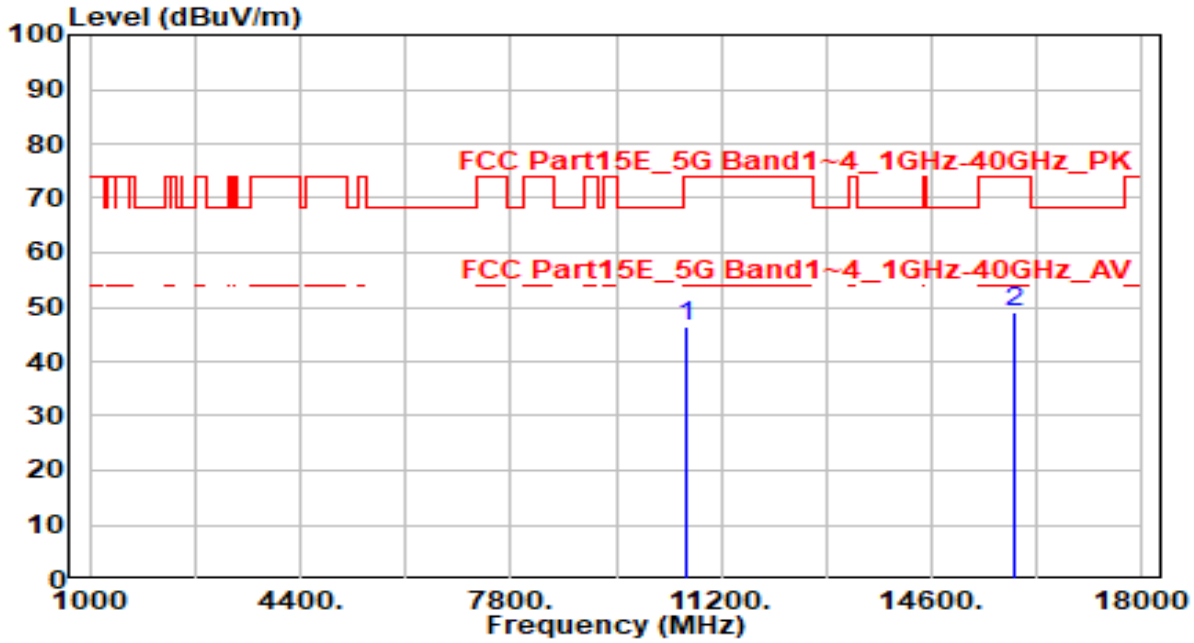

No		Frequency (MHz)	Reading (dBuV)	C.F (dB/m)	Measurement (dBuV/m)	Margin (dB)	Limit (dBuV/m)	Height (cm)	Angle (deg)	Remark (QP/PK/AV)
1		10620.000	40.97	5.26	46.24	-27.76	74.00	100	120	Peak
2	*	15930.000	42.21	6.98	49.18	-24.82	74.00	100	210	Peak

Note:

1. " *", means this data is the worst emission level.
2. C.F (Correction Factor) = Antenna Factor (dB)+ Cable Loss (dB) – Preamplifier(dB).
3. Measurement (dBuV/m) = Reading(dBuV) + C.F (Correction Factor).
4. The emission levels of other frequencies are very lower than the limit and not show in test report.

EUT	AX6000 8-Stream Wi-Fi 6 Router	Date of Test	2022-07-09
Factor	DRH18-E	Temp. / Humidity	25°C /65%
Polarity	Vertical	Site / Test Engineer	AC2 / Ares
Test Mode	802.11ac-40MHz_TX_Band2_CH 62_ANT 0+1+2+3	Test Voltage	AC 120V/60Hz

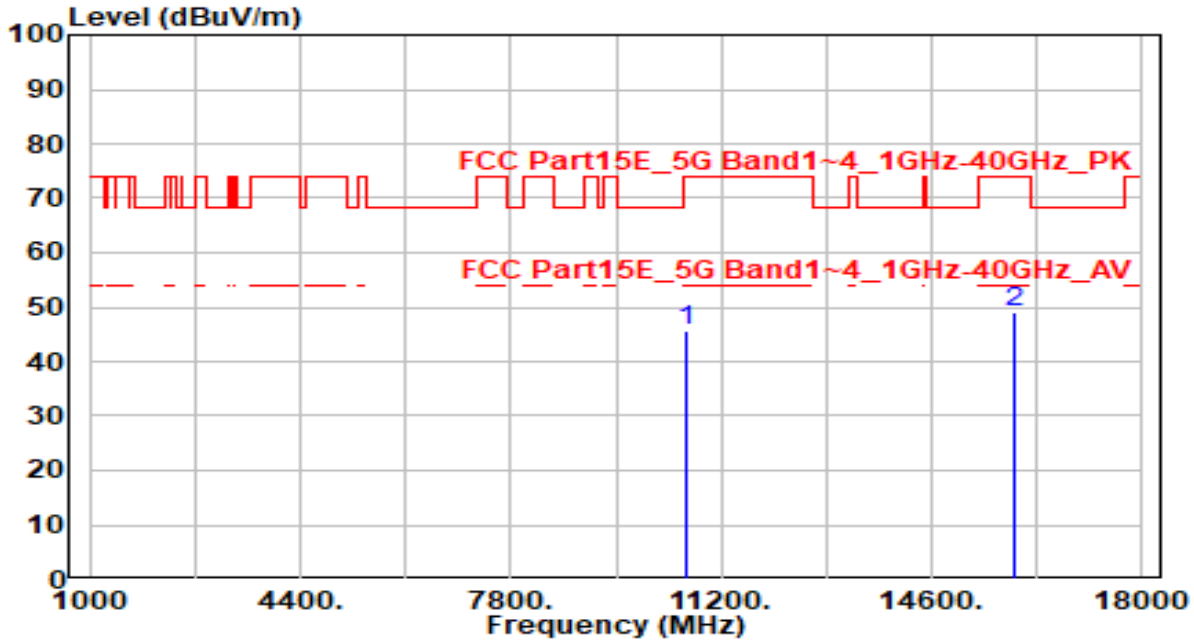

No		Frequency (MHz)	Reading (dBuV)	C.F (dB/m)	Measurement (dBuV/m)	Margin (dB)	Limit (dBuV/m)	Height (cm)	Angle (deg)	Remark (QP/PK/AV)
1		10620.000	40.35	5.26	45.61	-28.39	74.00	100	200	Peak
2	*	15930.000	41.96	6.98	48.94	-25.06	74.00	100	355	Peak

Note:

1. " *", means this data is the worst emission level.
2. C.F (Correction Factor) = Antenna Factor (dB)+ Cable Loss (dB) – Preamplifier(dB).
3. Measurement (dBuV/m) = Reading(dBuV) + C.F (Correction Factor).
4. The emission levels of other frequencies are very lower than the limit and not show in test report.

EUT	AX6000 8-Stream Wi-Fi 6 Router	Date of Test	2022-07-09
Factor	DRH18-E	Temp. / Humidity	25°C /65%
Polarity	Horizontal	Site / Test Engineer	AC2 / Ares
Test Mode	802.11ac-40MHz_TX_Band3_CH 102_ANT 0+1+2+3	Test Voltage	AC 120V/60Hz

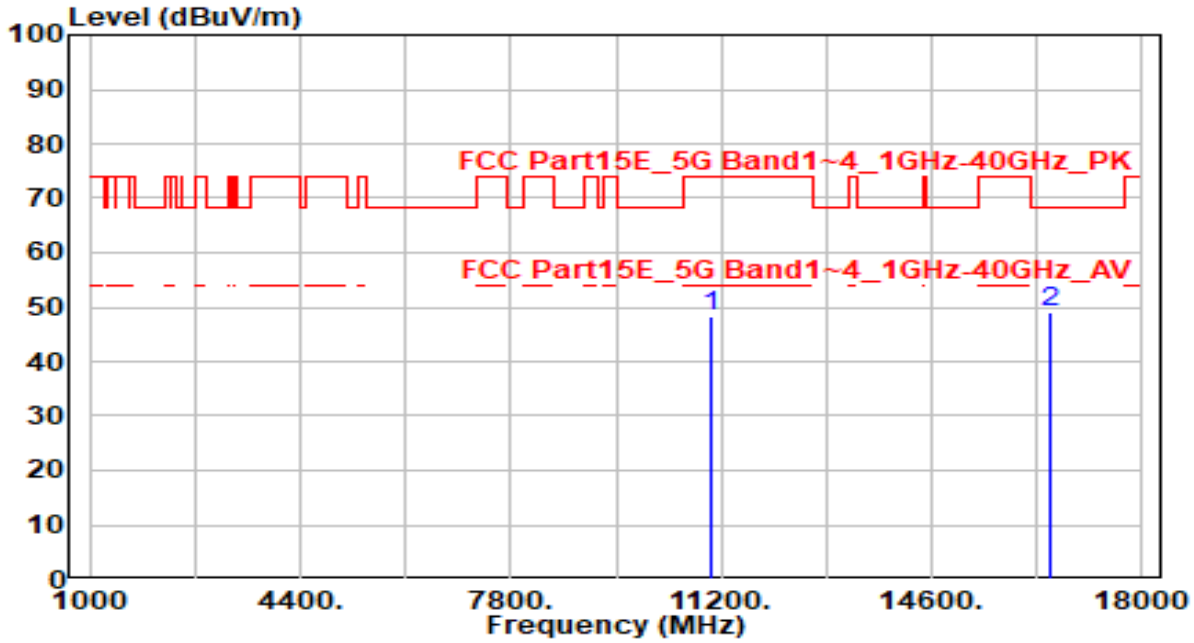

No		Frequency (MHz)	Reading (dBuV)	C.F (dB/m)	Measurement (dBuV/m)	Margin (dB)	Limit (dBuV/m)	Height (cm)	Angle (deg)	Remark (QP/PK/AV)
1		11020.000	42.66	5.58	48.24	-25.76	74.00	100	150	Peak
2	*	16530.000	41.71	7.39	49.10	-19.10	68.20	100	360	Peak

Note:

1. " *", means this data is the worst emission level.
2. C.F (Correction Factor) = Antenna Factor (dB)+ Cable Loss (dB) – Preamplifier(dB).
3. Measurement (dBuV/m) = Reading(dBuV) + C.F (Correction Factor).
4. The emission levels of other frequencies are very lower than the limit and not show in test report.

EUT	AX6000 8-Stream Wi-Fi 6 Router	Date of Test	2022-07-09
Factor	DRH18-E	Temp. / Humidity	25°C /65%
Polarity	Vertical	Site / Test Engineer	AC2 / Ares
Test Mode	802.11ac-40MHz_TX_Band3_CH 102_ANT 0+1+2+3	Test Voltage	AC 120V/60Hz

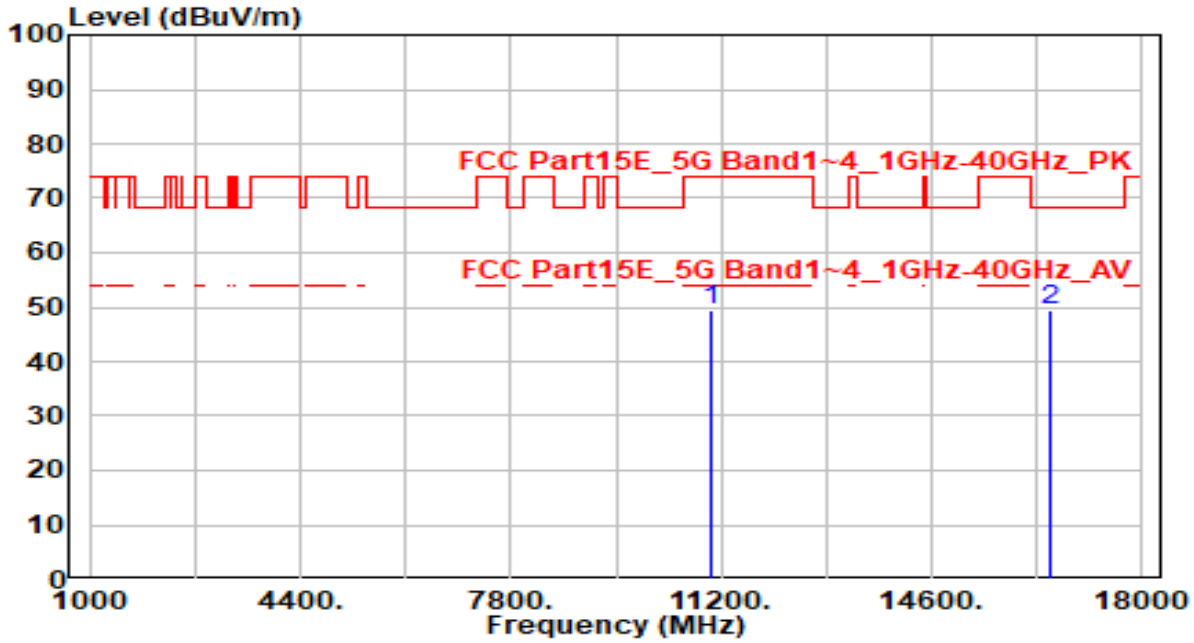

No		Frequency (MHz)	Reading (dBuV)	C.F (dB/m)	Measurement (dBuV/m)	Margin (dB)	Limit (dBuV/m)	Height (cm)	Angle (deg)	Remark (QP/PK/AV)
1		11020.000	43.76	5.58	49.34	-24.66	74.00	100	205	Peak
2	*	16530.000	42.19	7.39	49.58	-18.62	68.20	100	130	Peak

Note:

1. " *", means this data is the worst emission level.
2. C.F (Correction Factor) = Antenna Factor (dB)+ Cable Loss (dB) – Preamplifier(dB).
3. Measurement (dBuV/m) = Reading(dBuV) + C.F (Correction Factor).
4. The emission levels of other frequencies are very lower than the limit and not show in test report.

EUT	AX6000 8-Stream Wi-Fi 6 Router	Date of Test	2022-07-09
Factor	DRH18-E	Temp. / Humidity	25°C /65%
Polarity	Horizontal	Site / Test Engineer	AC2 / Ares
Test Mode	802.11ac-40MHz_TX_Band3_CH 110_ANT 0+1+2+3	Test Voltage	AC 120V/60Hz

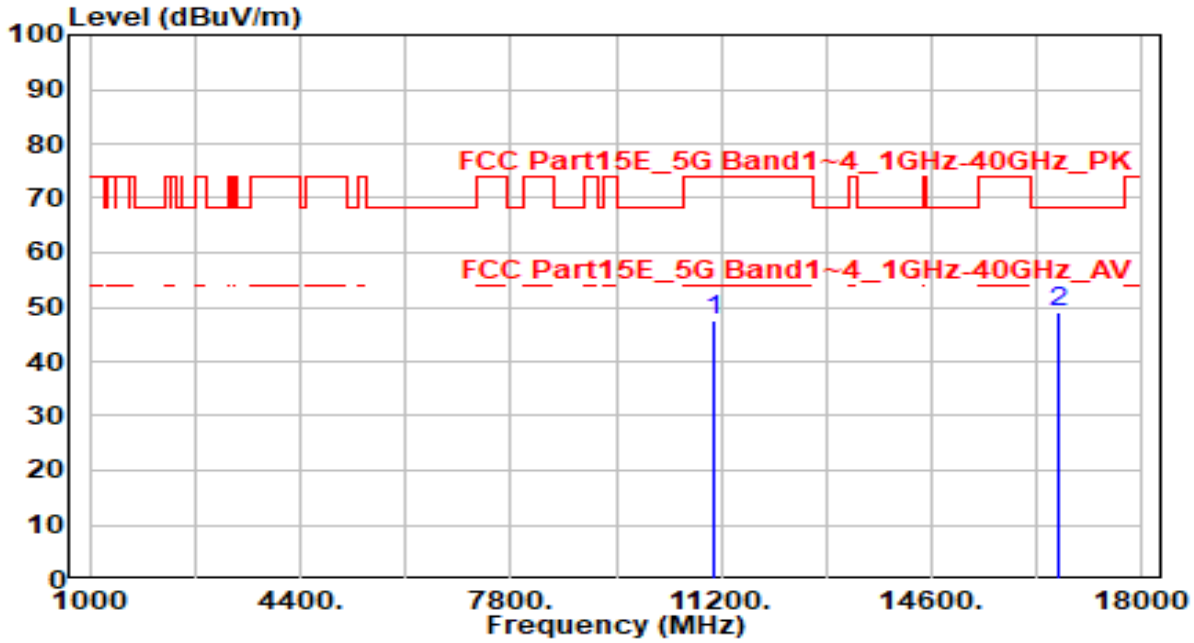

No		Frequency (MHz)	Reading (dBuV)	C.F (dB/m)	Measurement (dBuV/m)	Margin (dB)	Limit (dBuV/m)	Height (cm)	Angle (deg)	Remark (QP/PK/AV)
1		11100.000	41.95	5.67	47.62	-26.38	74.00	100	130	Peak
2	*	16650.000	41.43	7.58	49.00	-19.20	68.20	100	160	Peak

Note:

1. " *", means this data is the worst emission level.
2. C.F (Correction Factor) = Antenna Factor (dB)+ Cable Loss (dB) – Preamplifier(dB).
3. Measurement (dBuV/m) = Reading(dBuV) + C.F (Correction Factor).
4. The emission levels of other frequencies are very lower than the limit and not show in test report.

EUT	AX6000 8-Stream Wi-Fi 6 Router	Date of Test	2022-07-09
Factor	DRH18-E	Temp. / Humidity	25°C /65%
Polarity	Vertical	Site / Test Engineer	AC2 / Ares
Test Mode	802.11ac-40MHz_TX_Band3_CH 110_ANT 0+1+2+3	Test Voltage	AC 120V/60Hz

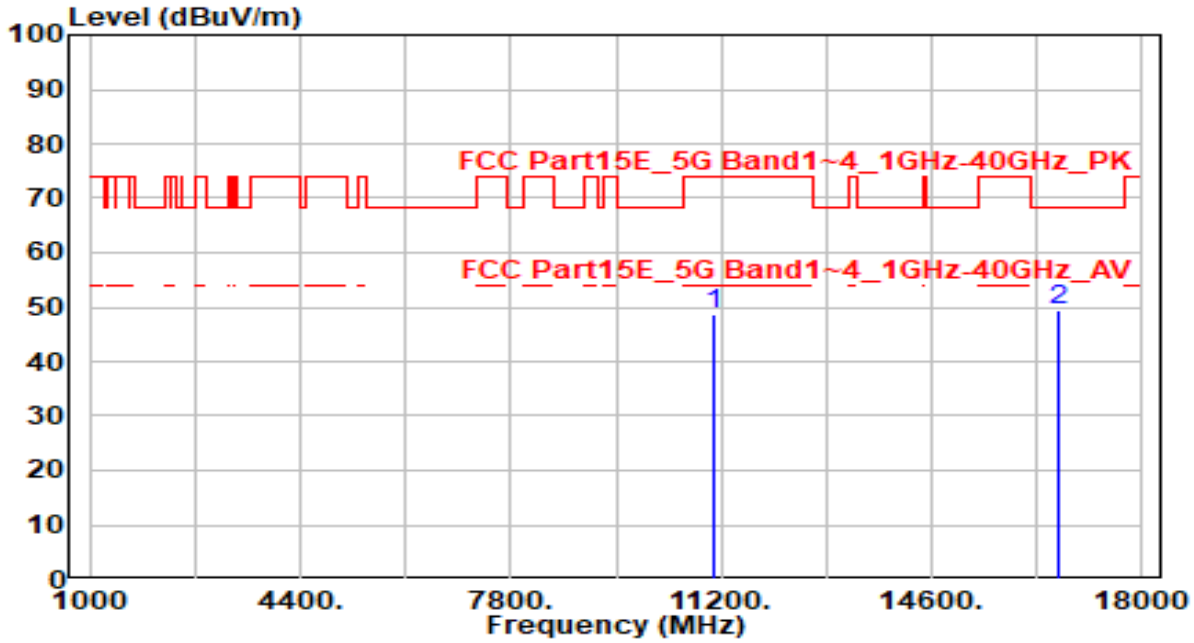

No		Frequency (MHz)	Reading (dBuV)	C.F (dB/m)	Measurement (dBuV/m)	Margin (dB)	Limit (dBuV/m)	Height (cm)	Angle (deg)	Remark (QP/PK/AV)
1		11100.000	43.06	5.67	48.72	-25.28	74.00	100	205	Peak
2	*	16650.000	41.70	7.58	49.28	-18.92	68.20	100	330	Peak

Note:

1. " *", means this data is the worst emission level.
2. C.F (Correction Factor) = Antenna Factor (dB)+ Cable Loss (dB) – Preamplifier(dB).
3. Measurement (dBuV/m) = Reading(dBuV) + C.F (Correction Factor).
4. The emission levels of other frequencies are very lower than the limit and not show in test report.

EUT	AX6000 8-Stream Wi-Fi 6 Router	Date of Test	2022-07-09
Factor	DRH18-E	Temp. / Humidity	25°C /65%
Polarity	Horizontal	Site / Test Engineer	AC2 / Ares
Test Mode	802.11ac-40MHz_TX_Band3_CH 134_ANT 0+1+2+3	Test Voltage	AC 120V/60Hz

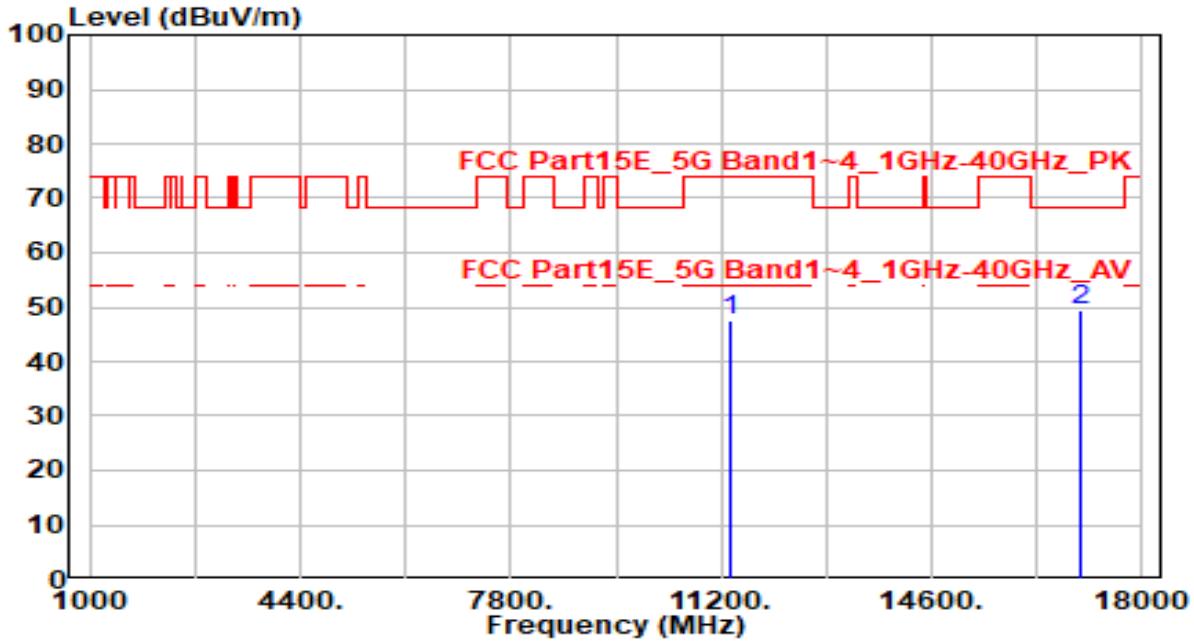

No		Frequency (MHz)	Reading (dBuV)	C.F (dB/m)	Measurement (dBuV/m)	Margin (dB)	Limit (dBuV/m)	Height (cm)	Angle (deg)	Remark (QP/PK/AV)
1		11340.000	41.50	5.92	47.42	-26.58	74.00	100	120	Peak
2	*	17010.000	43.17	6.44	49.61	-18.59	68.20	100	105	Peak

Note:

1. " *", means this data is the worst emission level.
2. C.F (Correction Factor) = Antenna Factor (dB)+ Cable Loss (dB) – Preamplifier(dB).
3. Measurement (dBuV/m) = Reading(dBuV) + C.F (Correction Factor).
4. The emission levels of other frequencies are very lower than the limit and not show in test report.

EUT	AX6000 8-Stream Wi-Fi 6 Router	Date of Test	2022-07-09
Factor	DRH18-E	Temp. / Humidity	25°C /65%
Polarity	Vertical	Site / Test Engineer	AC2 / Ares
Test Mode	802.11ac-40MHz_TX_Band3_CH 134_ANT 0+1+2+3	Test Voltage	AC 120V/60Hz

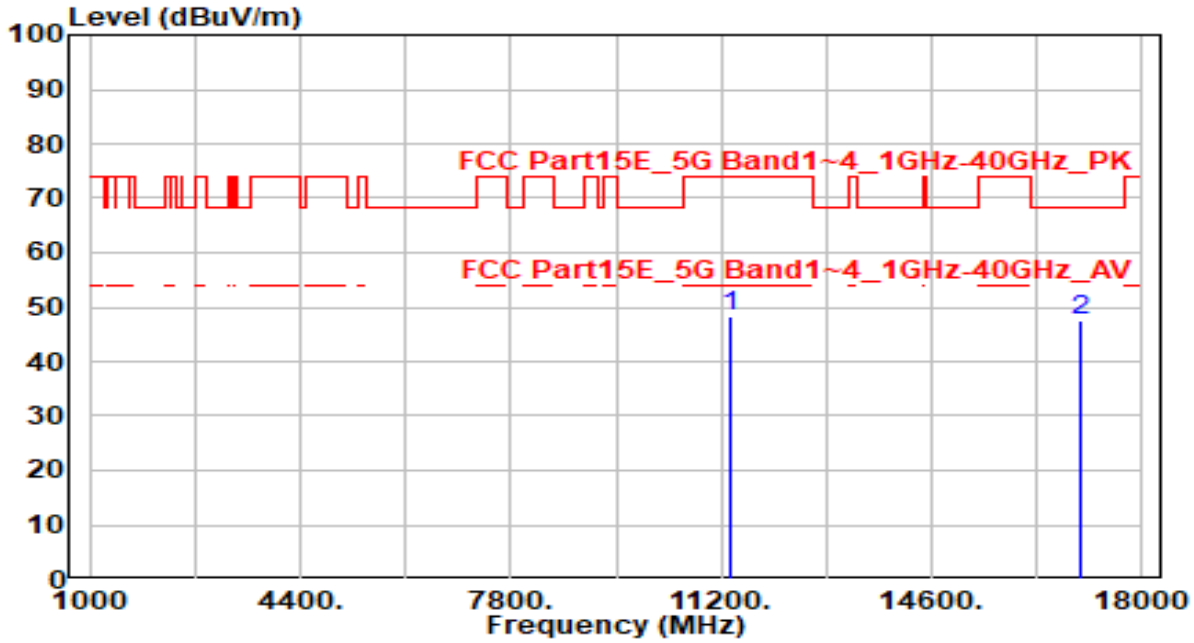

No		Frequency (MHz)	Reading (dBuV)	C.F (dB/m)	Measurement (dBuV/m)	Margin (dB)	Limit (dBuV/m)	Height (cm)	Angle (deg)	Remark (QP/PK/AV)
1		11340.000	42.41	5.92	48.33	-25.67	74.00	100	200	Peak
2	*	17010.000	41.22	6.44	47.66	-20.54	68.20	100	275	Peak

Note:

1. " *", means this data is the worst emission level.
2. C.F (Correction Factor) = Antenna Factor (dB)+ Cable Loss (dB) – Preamplifier(dB).
3. Measurement (dBuV/m) = Reading(dBuV) + C.F (Correction Factor).
4. The emission levels of other frequencies are very lower than the limit and not show in test report.

EUT	AX6000 8-Stream Wi-Fi 6 Router	Date of Test	2022-07-09
Factor	DRH18-E	Temp. / Humidity	25°C /65%
Polarity	Horizontal	Site / Test Engineer	AC2 / Ares
Test Mode	802.11ac-40MHz_TX_Band3_CH 142_ANT 0+1+2+3	Test Voltage	AC 120V/60Hz

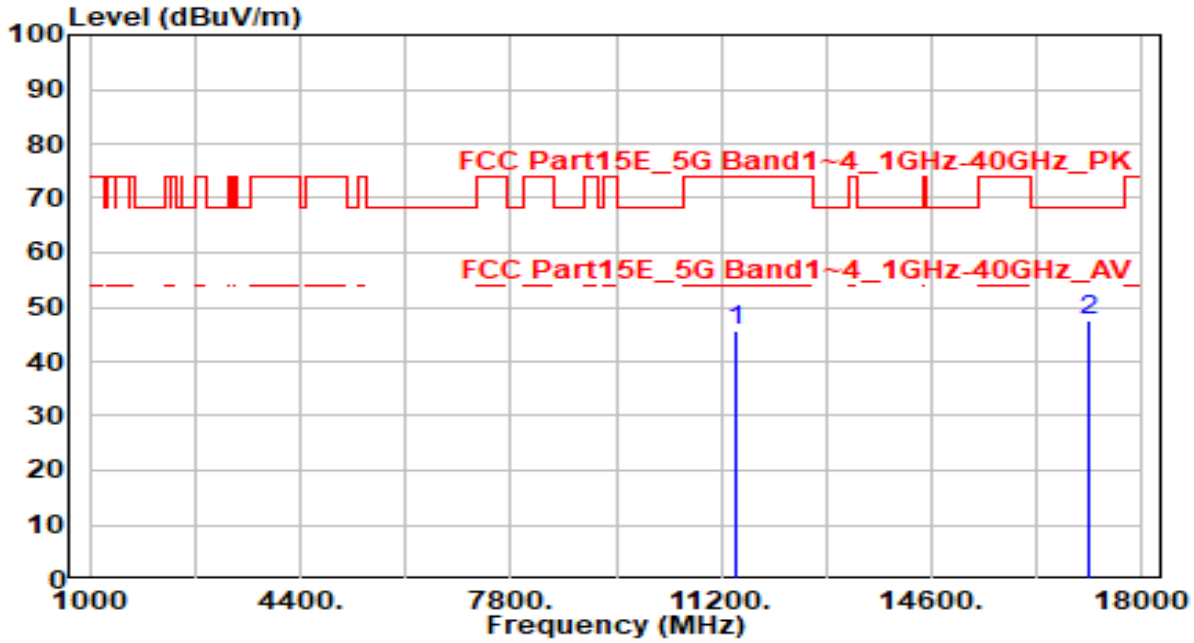

No		Frequency (MHz)	Reading (dBuV)	C.F (dB/m)	Measurement (dBuV/m)	Margin (dB)	Limit (dBuV/m)	Height (cm)	Angle (deg)	Remark (QP/PK/AV)
1		11420.000	39.65	5.98	45.63	-28.37	74.00	100	130	Peak
2	*	17130.000	41.39	6.07	47.46	-20.74	68.20	100	145	Peak

Note:

1. " *", means this data is the worst emission level.
2. C.F (Correction Factor) = Antenna Factor (dB)+ Cable Loss (dB) – Preamplifier(dB).
3. Measurement (dBuV/m) = Reading(dBuV) + C.F (Correction Factor).
4. The emission levels of other frequencies are very lower than the limit and not show in test report.

EUT	AX6000 8-Stream Wi-Fi 6 Router	Date of Test	2022-07-09
Factor	DRH18-E	Temp. / Humidity	25°C /65%
Polarity	Vertical	Site / Test Engineer	AC2 / Ares
Test Mode	802.11ac-40MHz_TX_Band3_CH 142_ANT 0+1+2+3	Test Voltage	AC 120V/60Hz

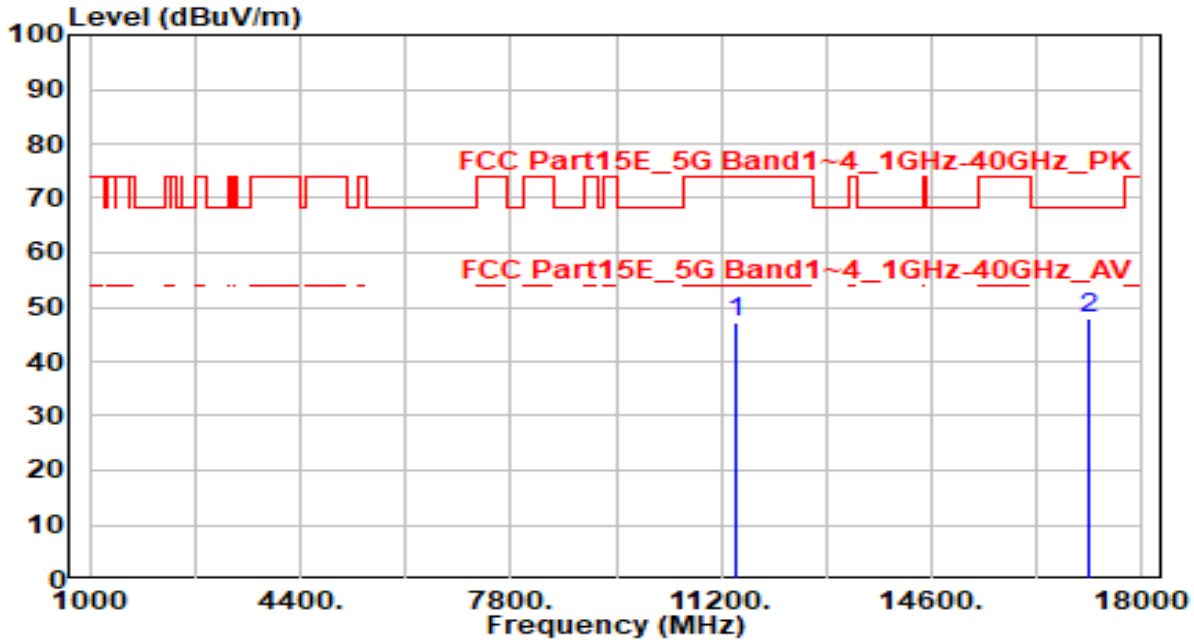

No		Frequency (MHz)	Reading (dBuV)	C.F (dB/m)	Measurement (dBuV/m)	Margin (dB)	Limit (dBuV/m)	Height (cm)	Angle (deg)	Remark (QP/PK/AV)
1		11420.000	41.23	5.98	47.21	-26.79	74.00	100	200	Peak
2	*	17130.000	41.85	6.07	47.92	-20.28	68.20	100	200	Peak

Note:

1. " *", means this data is the worst emission level.
2. C.F (Correction Factor) = Antenna Factor (dB)+ Cable Loss (dB) – Preamplifier(dB).
3. Measurement (dBuV/m) = Reading(dBuV) + C.F (Correction Factor).
4. The emission levels of other frequencies are very lower than the limit and not show in test report.

EUT	AX6000 8-Stream Wi-Fi 6 Router	Date of Test	2022-07-09
Factor	DRH18-E	Temp. / Humidity	25°C /65%
Polarity	Horizontal	Site / Test Engineer	AC2 / Ares
Test Mode	802.11ac-40MHz_TX_Band4_CH 151_ANT 0+1+2+3	Test Voltage	AC 120V/60Hz

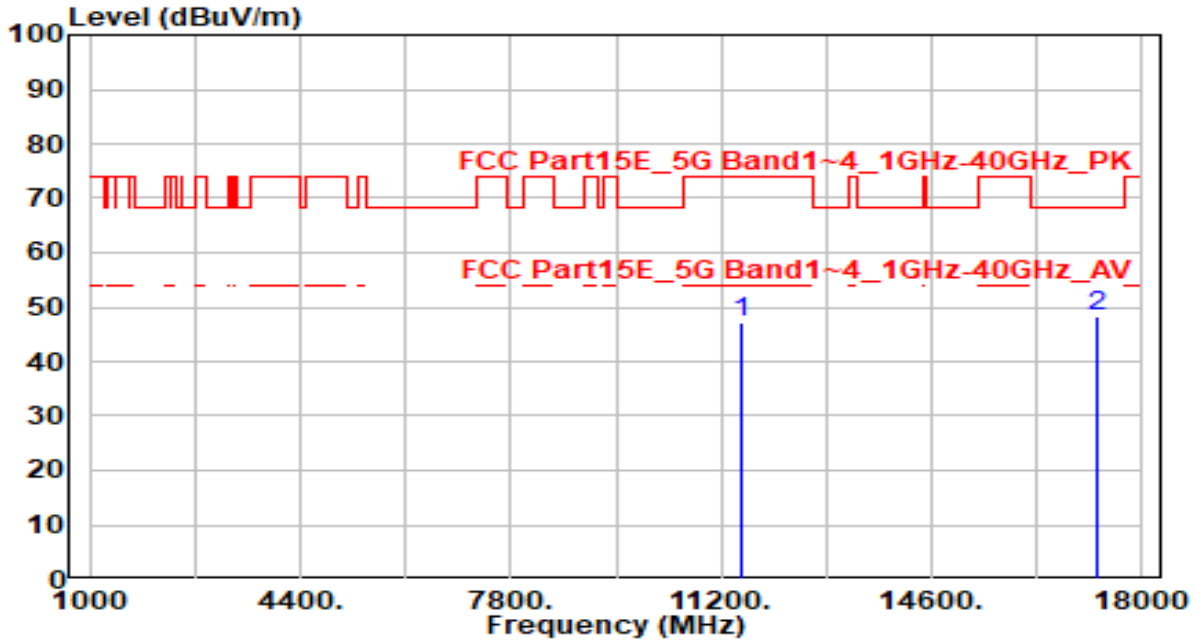

No		Frequency (MHz)	Reading (dBuV)	C.F (dB/m)	Measurement (dBuV/m)	Margin (dB)	Limit (dBuV/m)	Height (cm)	Angle (deg)	Remark (QP/PK/AV)
1		11510.000	41.42	5.94	47.36	-26.64	74.00	100	175	Peak
2	*	17265.000	42.75	5.72	48.47	-19.73	68.20	100	62	Peak

Note:

1. " *", means this data is the worst emission level.
2. C.F (Correction Factor) = Antenna Factor (dB)+ Cable Loss (dB) – Preamplifier(dB).
3. Measurement (dBuV/m) = Reading(dBuV) + C.F (Correction Factor).
4. The emission levels of other frequencies are very lower than the limit and not show in test report.

EUT	AX6000 8-Stream Wi-Fi 6 Router	Date of Test	2022-07-09
Factor	DRH18-E	Temp. / Humidity	25°C /65%
Polarity	Vertical	Site / Test Engineer	AC2 / Ares
Test Mode	802.11ac-40MHz_TX_Band4_CH 151_ANT 0+1+2+3	Test Voltage	AC 120V/60Hz

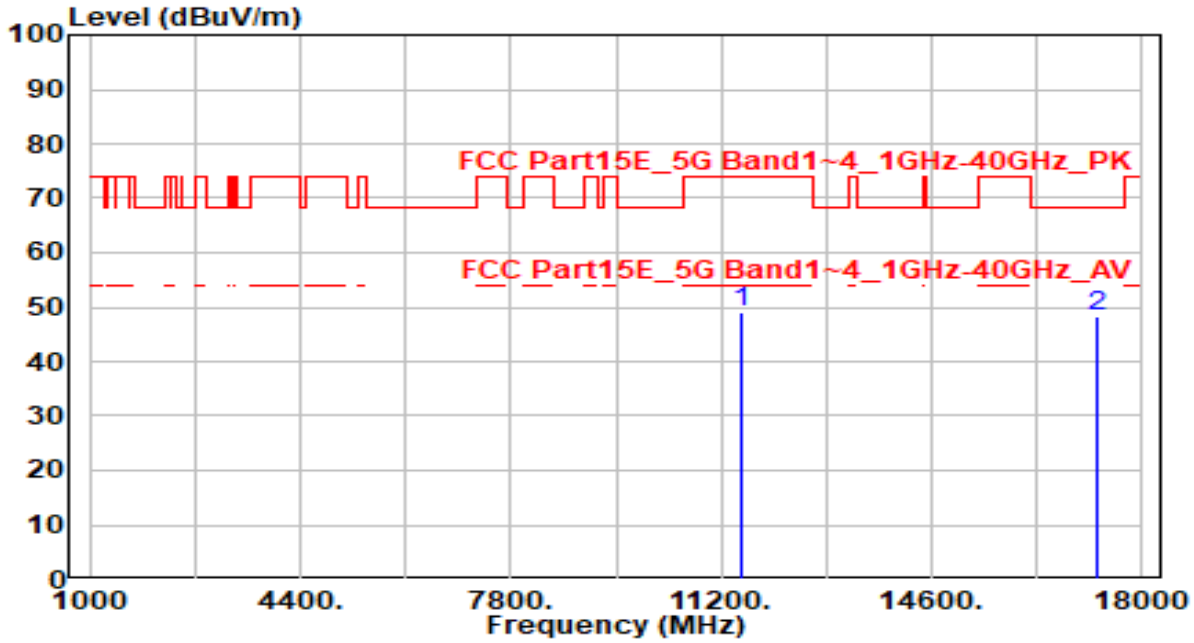

No		Frequency (MHz)	Reading (dBuV)	C.F (dB/m)	Measurement (dBuV/m)	Margin (dB)	Limit (dBuV/m)	Height (cm)	Angle (deg)	Remark (QP/PK/AV)
1		11510.000	43.07	5.94	49.01	-24.99	74.00	100	150	Peak
2	*	17265.000	42.47	5.72	48.19	-20.01	68.20	100	85	Peak

Note:

1. " *", means this data is the worst emission level.
2. C.F (Correction Factor) = Antenna Factor (dB)+ Cable Loss (dB) – Preamplifier(dB).
3. Measurement (dBuV/m) = Reading(dBuV) + C.F (Correction Factor).
4. The emission levels of other frequencies are very lower than the limit and not show in test report.

EUT	AX6000 8-Stream Wi-Fi 6 Router	Date of Test	2022-07-09
Factor	DRH18-E	Temp. / Humidity	25°C /65%
Polarity	Horizontal	Site / Test Engineer	AC2 / Ares
Test Mode	802.11ac-40MHz_TX_Band4_CH 159_ANT 0+1+2+3	Test Voltage	AC 120V/60Hz

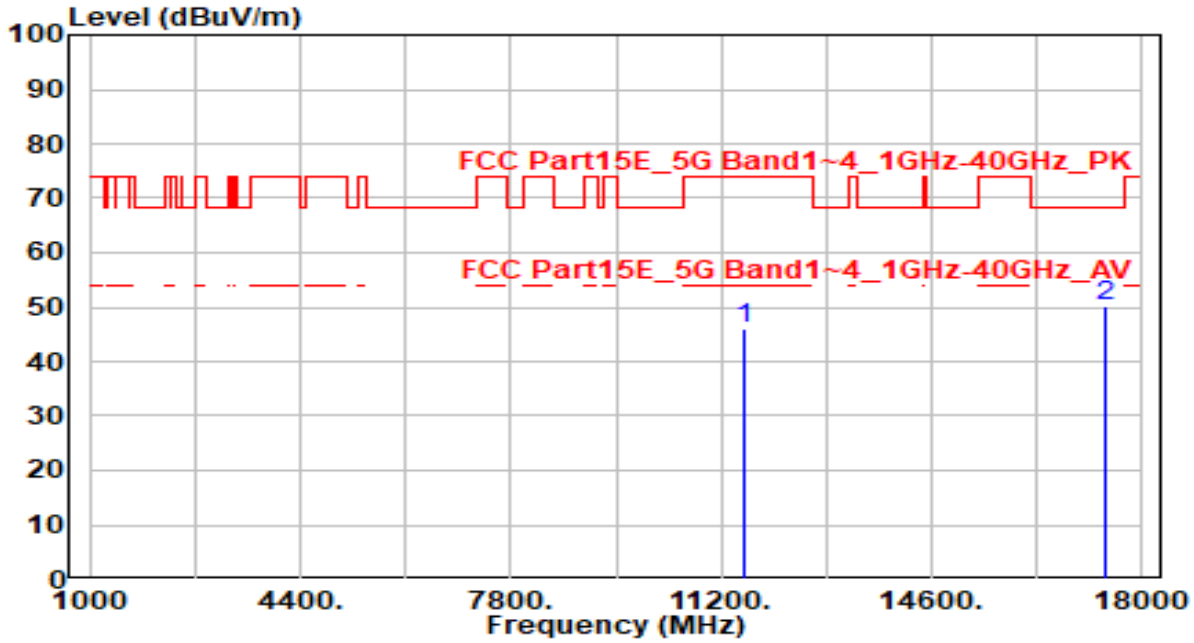

No		Frequency (MHz)	Reading (dBuV)	C.F (dB/m)	Measurement (dBuV/m)	Margin (dB)	Limit (dBuV/m)	Height (cm)	Angle (deg)	Remark (QP/PK/AV)
1		11590.000	40.26	5.90	46.16	-27.84	74.00	100	335	Peak
2	*	17385.000	44.85	5.47	50.32	-17.88	68.20	100	265	Peak

Note:

1. " *", means this data is the worst emission level.
2. C.F (Correction Factor) = Antenna Factor (dB)+ Cable Loss (dB) – Preamplifier(dB).
3. Measurement (dBuV/m) = Reading(dBuV) + C.F (Correction Factor).
4. The emission levels of other frequencies are very lower than the limit and not show in test report.

EUT	AX6000 8-Stream Wi-Fi 6 Router	Date of Test	2022-07-09
Factor	DRH18-E	Temp. / Humidity	25°C /65%
Polarity	Vertical	Site / Test Engineer	AC2 / Ares
Test Mode	802.11ac-40MHz_TX_Band4_CH 159_ANT 0+1+2+3	Test Voltage	AC 120V/60Hz

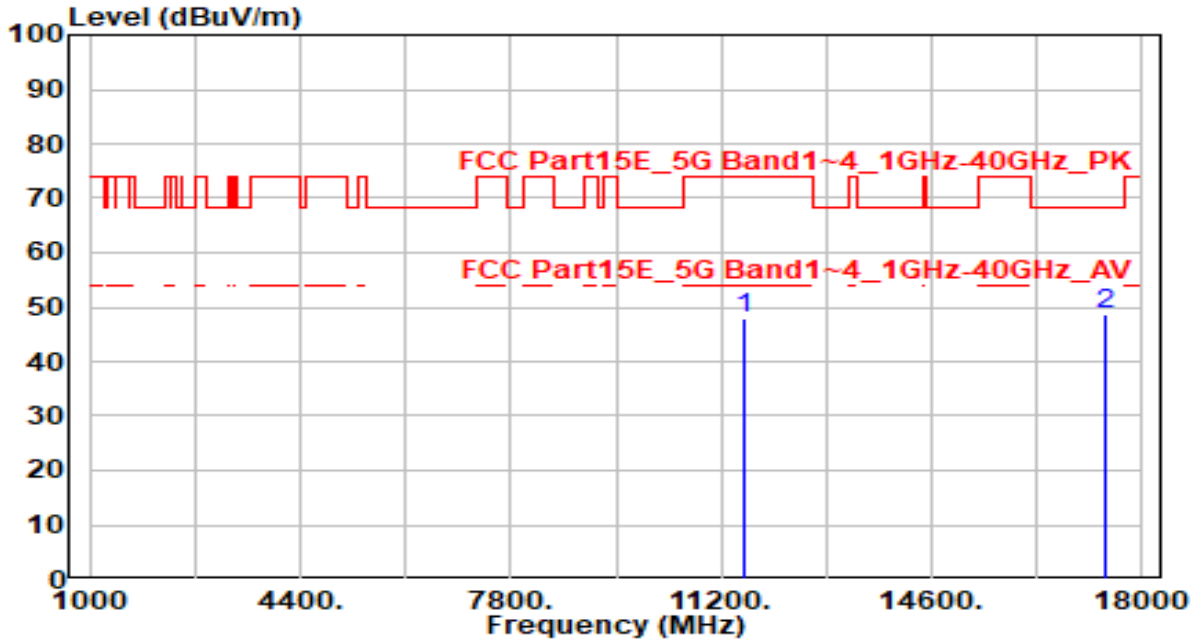

No		Frequency (MHz)	Reading (dBuV)	C.F (dB/m)	Measurement (dBuV/m)	Margin (dB)	Limit (dBuV/m)	Height (cm)	Angle (deg)	Remark (QP/PK/AV)
1		11590.000	42.02	5.90	47.92	-26.08	74.00	100	70	Peak
2	*	17385.000	43.07	5.47	48.54	-19.66	68.20	100	125	Peak

Note:

1. " *", means this data is the worst emission level.
2. C.F (Correction Factor) = Antenna Factor (dB)+ Cable Loss (dB) – Preamplifier(dB).
3. Measurement (dBuV/m) = Reading(dBuV) + C.F (Correction Factor).
4. The emission levels of other frequencies are very lower than the limit and not show in test report.

EUT	AX6000 8-Stream Wi-Fi 6 Router	Date of Test	2022-07-09
Factor	DRH18-E	Temp. / Humidity	25°C /65%
Polarity	Horizontal	Site / Test Engineer	AC2 / Ares
Test Mode	802.11ac-80MHz_TX_Band1_CH 52_ANT 0+1+2+3	Test Voltage	AC 120V/60Hz

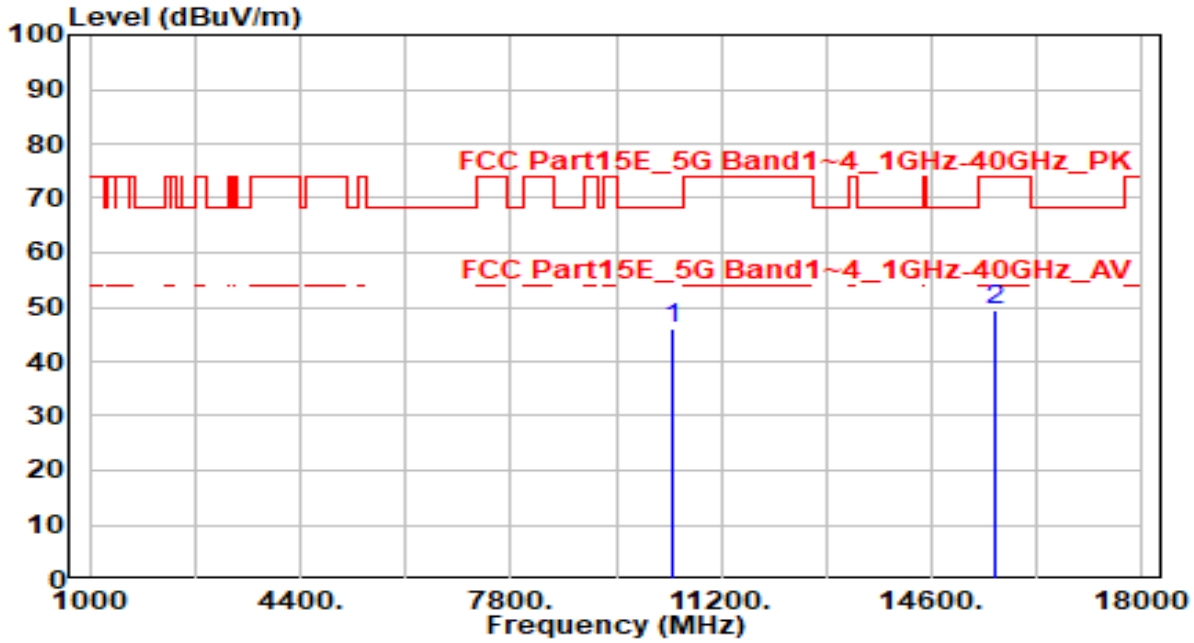

No		Frequency (MHz)	Reading (dBuV)	C.F (dB/m)	Measurement (dBuV/m)	Margin (dB)	Limit (dBuV/m)	Height (cm)	Angle (deg)	Remark (QP/PK/AV)
1	*	10420.000	40.59	5.29	45.88	-22.32	68.20	100	340	Peak
2		15630.000	42.96	6.49	49.45	-24.55	74.00	100	115	Peak

Note:

1. " *", means this data is the worst emission level.
2. C.F (Correction Factor) = Antenna Factor (dB)+ Cable Loss (dB) – Preamplifier(dB).
3. Measurement (dBuV/m) = Reading(dBuV) + C.F (Correction Factor).
4. The emission levels of other frequencies are very lower than the limit and not show in test report.

EUT	AX6000 8-Stream Wi-Fi 6 Router	Date of Test	2022-07-09
Factor	DRH18-E	Temp. / Humidity	25°C /65%
Polarity	Vertical	Site / Test Engineer	AC2 / Ares
Test Mode	802.11ac-80MHz_TX_Band1_CH 52_ANT 0+1+2+3	Test Voltage	AC 120V/60Hz

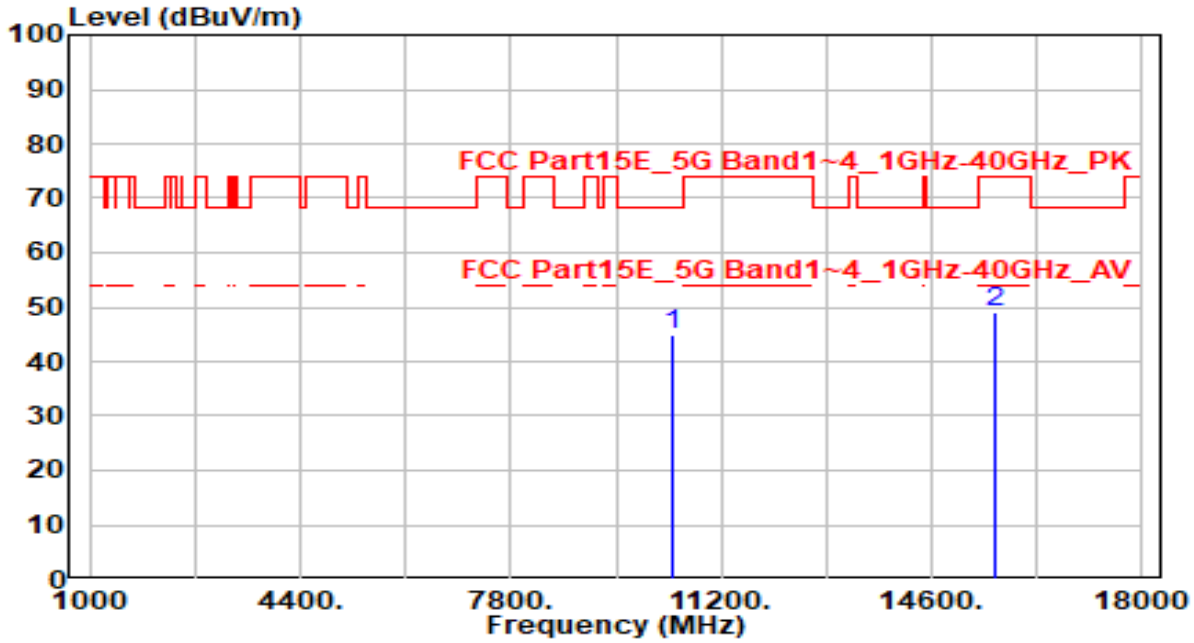

No		Frequency (MHz)	Reading (dBuV)	C.F (dB/m)	Measurement (dBuV/m)	Margin (dB)	Limit (dBuV/m)	Height (cm)	Angle (deg)	Remark (QP/PK/AV)
1	*	10420.000	39.68	5.29	44.97	-23.23	68.20	100	225	Peak
2		15630.000	42.71	6.49	49.20	-24.80	74.00	100	305	Peak

Note:

1. " *", means this data is the worst emission level.
2. C.F (Correction Factor) = Antenna Factor (dB)+ Cable Loss (dB) – Preamplifier(dB).
3. Measurement (dBuV/m) = Reading(dBuV) + C.F (Correction Factor).
4. The emission levels of other frequencies are very lower than the limit and not show in test report.

EUT	AX6000 8-Stream Wi-Fi 6 Router	Date of Test	2022-07-09
Factor	DRH18-E	Temp. / Humidity	25°C /65%
Polarity	Horizontal	Site / Test Engineer	AC2 / Ares
Test Mode	802.11ac-80MHz_TX_Band2_CH 58_ANT 0+1+2+3	Test Voltage	AC 120V/60Hz

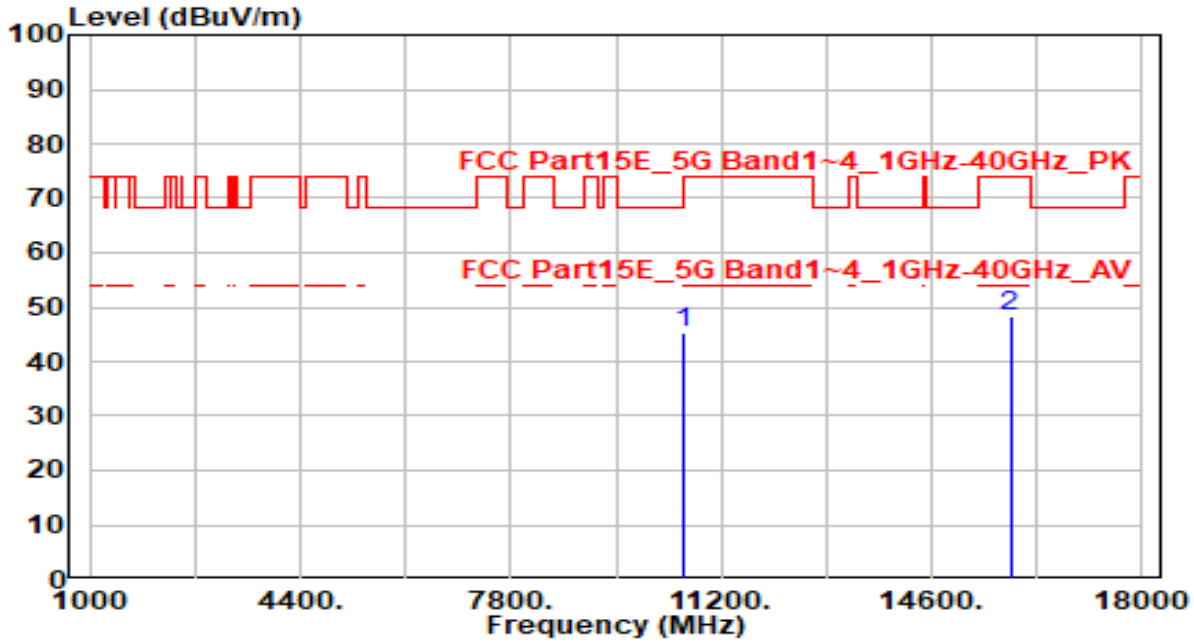

No		Frequency (MHz)	Reading (dBuV)	C.F (dB/m)	Measurement (dBuV/m)	Margin (dB)	Limit (dBuV/m)	Height (cm)	Angle (deg)	Remark (QP/PK/AV)
1	*	10580.000	40.06	5.25	45.31	-22.89	68.20	100	195	Peak
2		15870.000	41.45	6.93	48.38	-25.62	74.00	100	295	Peak

Note:

1. " *", means this data is the worst emission level.
2. C.F (Correction Factor) = Antenna Factor (dB)+ Cable Loss (dB) – Preamplifier(dB).
3. Measurement (dBuV/m) = Reading(dBuV) + C.F (Correction Factor).
4. The emission levels of other frequencies are very lower than the limit and not show in test report.

EUT	AX6000 8-Stream Wi-Fi 6 Router	Date of Test	2022-07-09
Factor	DRH18-E	Temp. / Humidity	25°C /65%
Polarity	Vertical	Site / Test Engineer	AC2 / Ares
Test Mode	802.11ac-80MHz_TX_Band2_CH 58_ANT 0+1+2+3	Test Voltage	AC 120V/60Hz

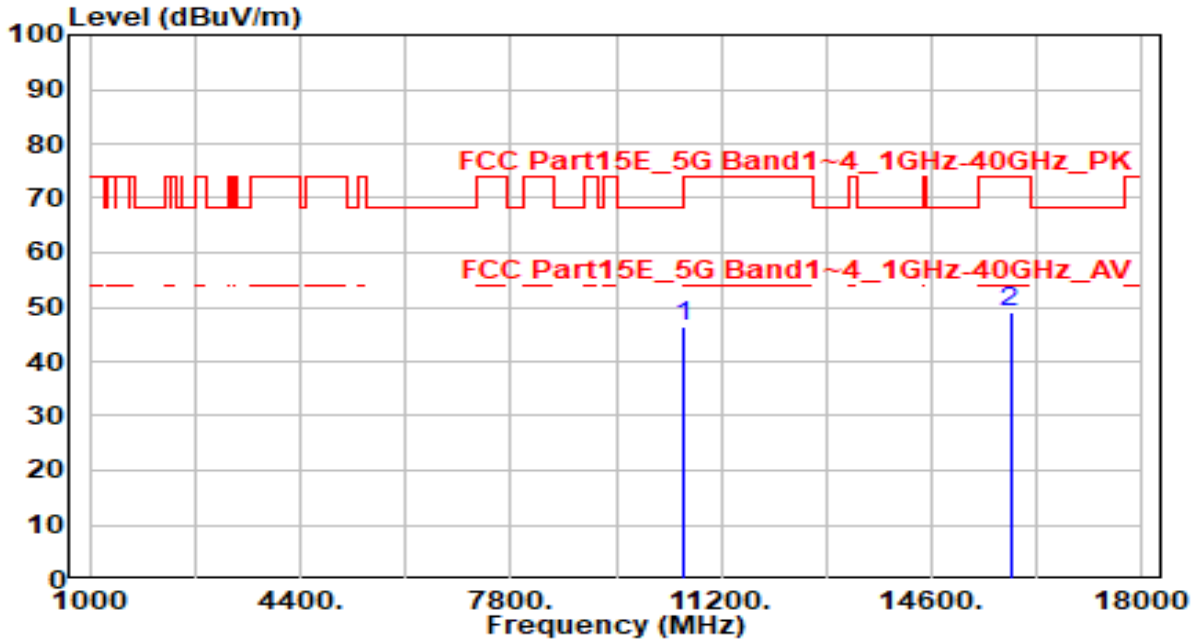

No		Frequency (MHz)	Reading (dBuV)	C.F (dB/m)	Measurement (dBuV/m)	Margin (dB)	Limit (dBuV/m)	Height (cm)	Angle (deg)	Remark (QP/PK/AV)
1	*	10580.000	41.10	5.25	46.35	-21.85	68.20	100	205	Peak
2		15870.000	41.99	6.93	48.92	-25.08	74.00	100	260	Peak

Note:

1. " *", means this data is the worst emission level.
2. C.F (Correction Factor) = Antenna Factor (dB)+ Cable Loss (dB) – Preamplifier(dB).
3. Measurement (dBuV/m) = Reading(dBuV) + C.F (Correction Factor).
4. The emission levels of other frequencies are very lower than the limit and not show in test report.

EUT	AX6000 8-Stream Wi-Fi 6 Router	Date of Test	2022-07-09
Factor	DRH18-E	Temp. / Humidity	25°C /65%
Polarity	Horizontal	Site / Test Engineer	AC2 / Ares
Test Mode	802.11ac-80MHz_TX_Band3_CH 106_ANT 0+1+2+3	Test Voltage	AC 120V/60Hz

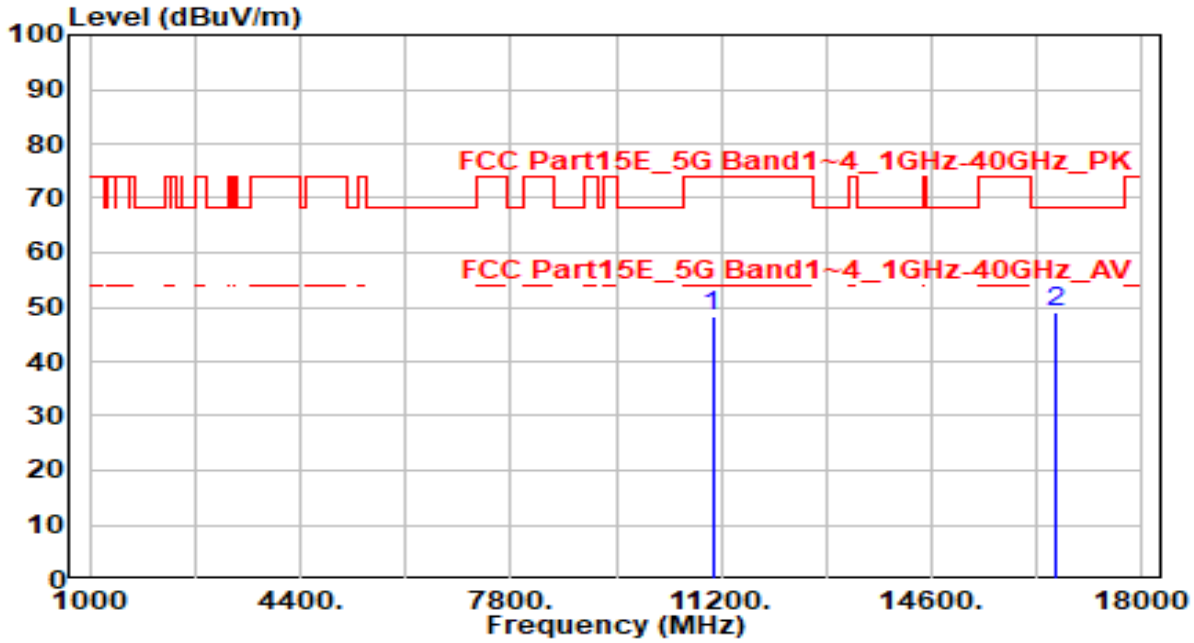

No		Frequency (MHz)	Reading (dBuV)	C.F (dB/m)	Measurement (dBuV/m)	Margin (dB)	Limit (dBuV/m)	Height (cm)	Angle (deg)	Remark (QP/PK/AV)
1		11060.000	42.73	5.62	48.36	-25.64	74.00	100	45	Peak
2	*	16590.000	41.64	7.48	49.12	-19.08	68.20	100	360	Peak

Note:

1. " *", means this data is the worst emission level.
2. C.F (Correction Factor) = Antenna Factor (dB)+ Cable Loss (dB) – Preamplifier(dB).
3. Measurement (dBuV/m) = Reading(dBuV) + C.F (Correction Factor).
4. The emission levels of other frequencies are very lower than the limit and not show in test report.

EUT	AX6000 8-Stream Wi-Fi 6 Router	Date of Test	2022-07-09
Factor	DRH18-E	Temp. / Humidity	25°C /65%
Polarity	Vertical	Site / Test Engineer	AC2 / Ares
Test Mode	802.11ac-80MHz_TX_Band3_CH 106_ANT 0+1+2+3	Test Voltage	AC 120V/60Hz

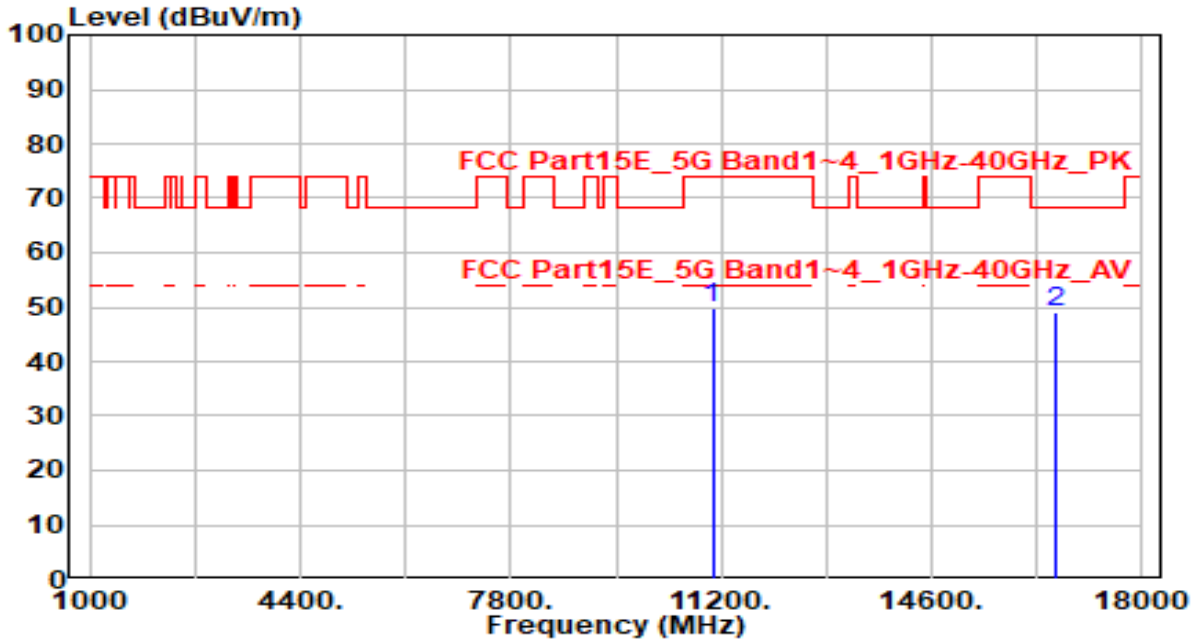

No		Frequency (MHz)	Reading (dBuV)	C.F (dB/m)	Measurement (dBuV/m)	Margin (dB)	Limit (dBuV/m)	Height (cm)	Angle (deg)	Remark (QP/PK/AV)
1		11060.000	44.30	5.62	49.92	-24.08	74.00	100	210	Peak
2	*	16590.000	41.57	7.48	49.06	-19.14	68.20	100	345	Peak

Note:

1. " *", means this data is the worst emission level.
2. C.F (Correction Factor) = Antenna Factor (dB)+ Cable Loss (dB) – Preamplifier(dB).
3. Measurement (dBuV/m) = Reading(dBuV) + C.F (Correction Factor).
4. The emission levels of other frequencies are very lower than the limit and not show in test report.

EUT	AX6000 8-Stream Wi-Fi 6 Router	Date of Test	2022-07-09
Factor	DRH18-E	Temp. / Humidity	25°C /65%
Polarity	Horizontal	Site / Test Engineer	AC2 / Ares
Test Mode	802.11ac-80MHz_TX_Band3_CH 122_ANT 0+1+2+3	Test Voltage	AC 120V/60Hz

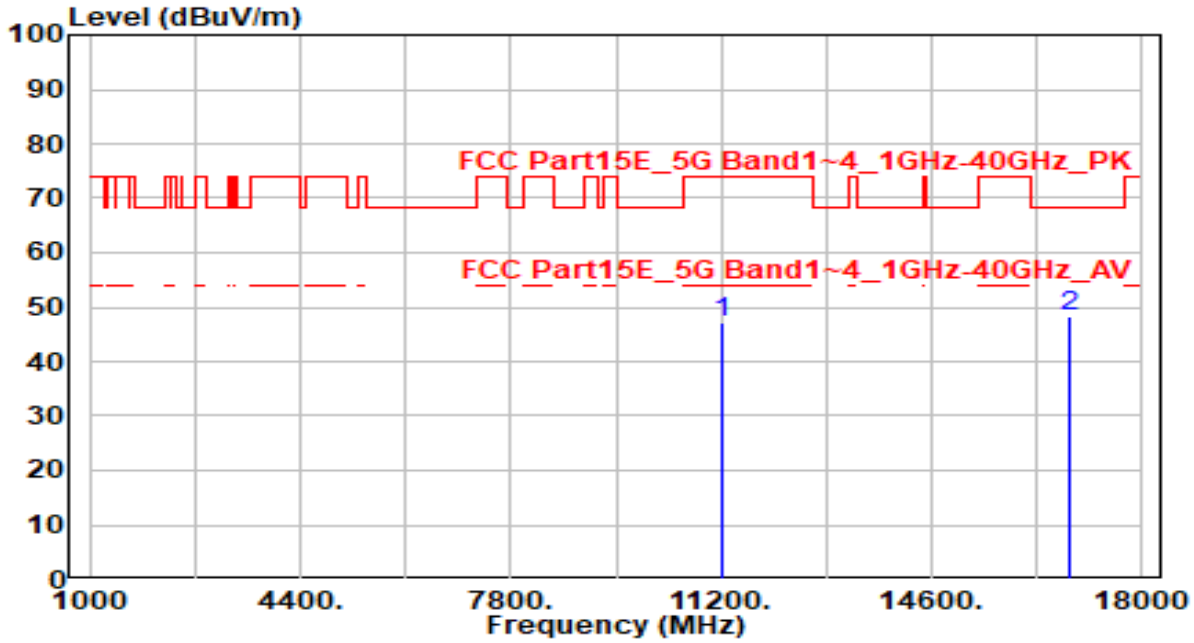

No		Frequency (MHz)	Reading (dBuV)	C.F (dB/m)	Measurement (dBuV/m)	Margin (dB)	Limit (dBuV/m)	Height (cm)	Angle (deg)	Remark (QP/PK/AV)
1		11220.000	41.41	5.79	47.21	-26.79	74.00	100	160	Peak
2	*	16830.000	40.96	7.17	48.13	-20.07	68.20	100	35	Peak

Note:

1. " *", means this data is the worst emission level.
2. C.F (Correction Factor) = Antenna Factor (dB)+ Cable Loss (dB) – Preamplifier(dB).
3. Measurement (dBuV/m) = Reading(dBuV) + C.F (Correction Factor).
4. The emission levels of other frequencies are very lower than the limit and not show in test report.

EUT	AX6000 8-Stream Wi-Fi 6 Router	Date of Test	2022-07-09
Factor	DRH18-E	Temp. / Humidity	25°C /65%
Polarity	Vertical	Site / Test Engineer	AC2 / Ares
Test Mode	802.11ac-80MHz_TX_Band3_CH 122_ANT 0+1+2+3	Test Voltage	AC 120V/60Hz

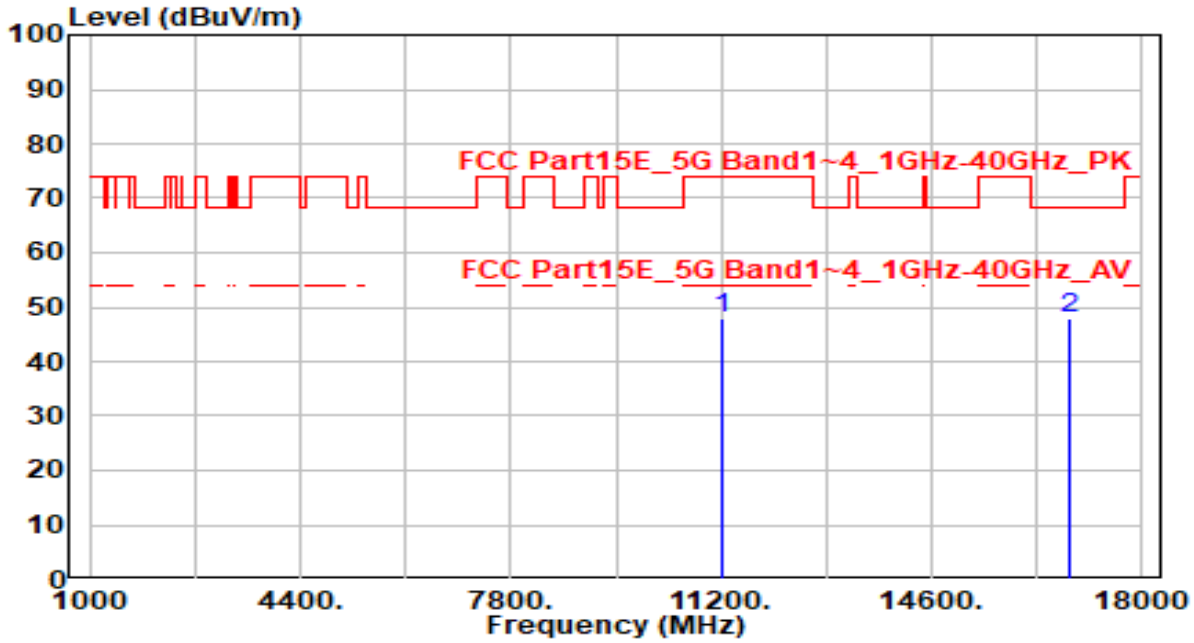

No		Frequency (MHz)	Reading (dBuV)	C.F (dB/m)	Measurement (dBuV/m)	Margin (dB)	Limit (dBuV/m)	Height (cm)	Angle (deg)	Remark (QP/PK/AV)
1		11220.000	41.96	5.79	47.75	-26.25	74.00	100	115	Peak
2	*	16830.000	40.67	7.17	47.84	-20.36	68.20	100	50	Peak

Note:

1. " *", means this data is the worst emission level.
2. C.F (Correction Factor) = Antenna Factor (dB)+ Cable Loss (dB) – Preamplifier(dB).
3. Measurement (dBuV/m) = Reading(dBuV) + C.F (Correction Factor).
4. The emission levels of other frequencies are very lower than the limit and not show in test report.

EUT	AX6000 8-Stream Wi-Fi 6 Router	Date of Test	2022-07-09
Factor	DRH18-E	Temp. / Humidity	25°C /65%
Polarity	Horizontal	Site / Test Engineer	AC2 / Ares
Test Mode	802.11ac-80MHz_TX_Band3_CH 138_ANT 0+1+2+3	Test Voltage	AC 120V/60Hz

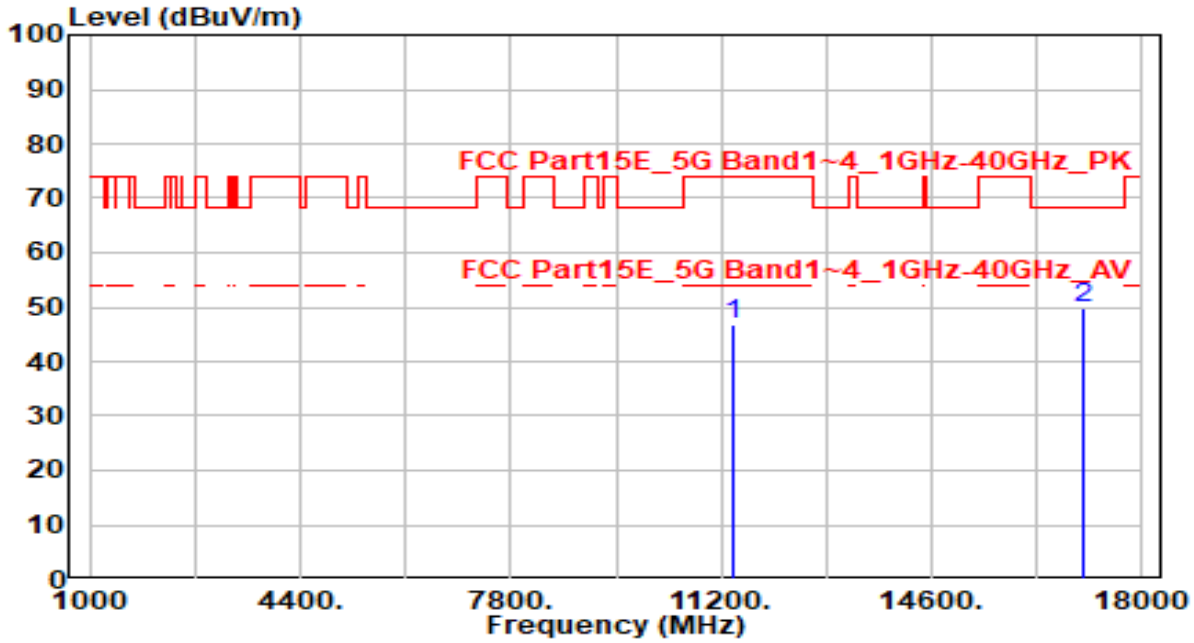

No		Frequency (MHz)	Reading (dBuV)	C.F (dB/m)	Measurement (dBuV/m)	Margin (dB)	Limit (dBuV/m)	Height (cm)	Angle (deg)	Remark (QP/PK/AV)
1		11380.000	40.73	5.96	46.69	-27.31	74.00	100	230	Peak
2	*	17070.000	43.70	6.26	49.95	-18.25	68.20	100	210	Peak

Note:

1. " *", means this data is the worst emission level.
2. C.F (Correction Factor) = Antenna Factor (dB)+ Cable Loss (dB) – Preamplifier(dB).
3. Measurement (dBuV/m) = Reading(dBuV) + C.F (Correction Factor).
4. The emission levels of other frequencies are very lower than the limit and not show in test report.

EUT	AX6000 8-Stream Wi-Fi 6 Router	Date of Test	2022-07-09
Factor	DRH18-E	Temp. / Humidity	25°C /65%
Polarity	Vertical	Site / Test Engineer	AC2 / Ares
Test Mode	802.11ac-80MHz_TX_Band3_CH 138_ANT 0+1+2+3	Test Voltage	AC 120V/60Hz

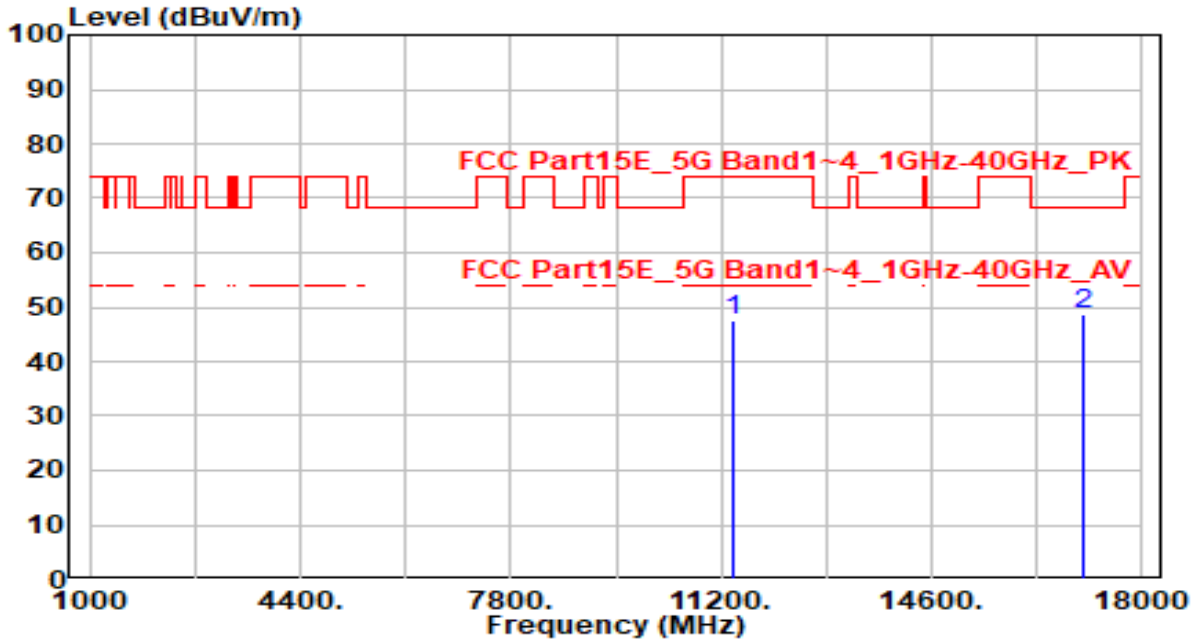

No		Frequency (MHz)	Reading (dBuV)	C.F (dB/m)	Measurement (dBuV/m)	Margin (dB)	Limit (dBuV/m)	Height (cm)	Angle (deg)	Remark (QP/PK/AV)
1		11380.000	41.49	5.96	47.45	-26.55	74.00	100	195	Peak
2	*	17070.000	42.30	6.26	48.55	-19.65	68.20	100	80	Peak

Note:

1. " *", means this data is the worst emission level.
2. C.F (Correction Factor) = Antenna Factor (dB)+ Cable Loss (dB) – Preamplifier(dB).
3. Measurement (dBuV/m) = Reading(dBuV) + C.F (Correction Factor).
4. The emission levels of other frequencies are very lower than the limit and not show in test report.

EUT	AX6000 8-Stream Wi-Fi 6 Router	Date of Test	2022-07-09
Factor	DRH18-E	Temp. / Humidity	25°C /65%
Polarity	Horizontal	Site / Test Engineer	AC2 / Ares
Test Mode	802.11ac-80MHz_TX_Band4_CH 155_ANT 0+1+2+3	Test Voltage	AC 120V/60Hz

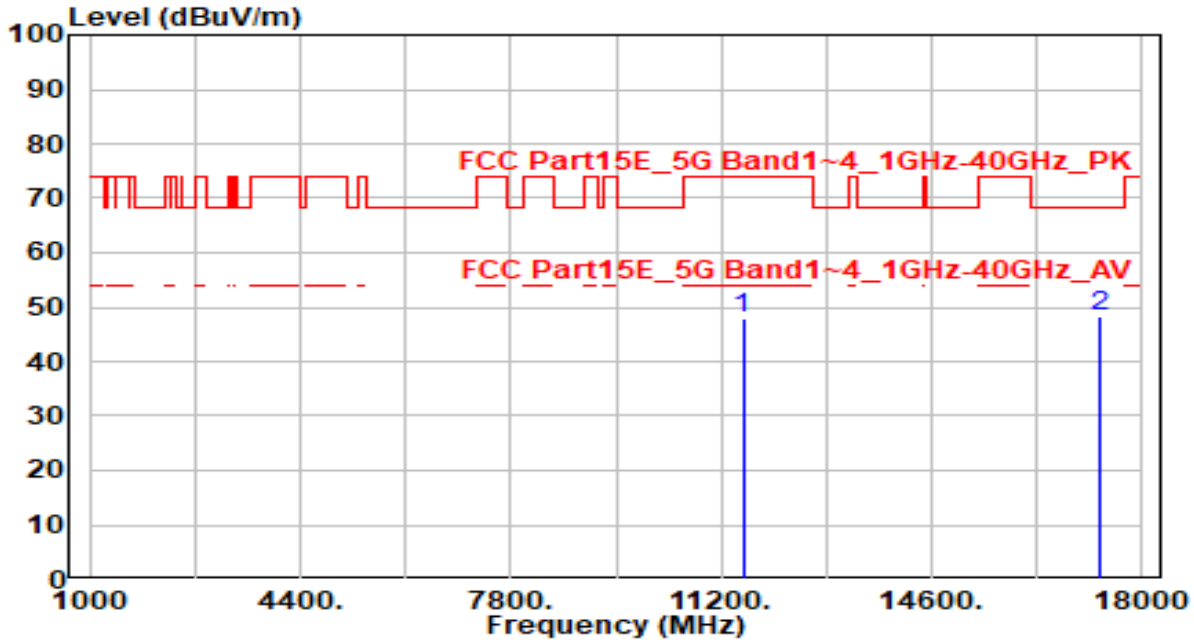

No		Frequency (MHz)	Reading (dBuV)	C.F (dB/m)	Measurement (dBuV/m)	Margin (dB)	Limit (dBuV/m)	Height (cm)	Angle (deg)	Remark (QP/PK/AV)
1		11550.000	41.85	5.92	47.77	-26.23	74.00	100	15	Peak
2	*	17325.000	42.89	5.60	48.49	-19.71	68.20	100	185	Peak

Note:

1. " *", means this data is the worst emission level.
2. C.F (Correction Factor) = Antenna Factor (dB)+ Cable Loss (dB) – Preamplifier(dB).
3. Measurement (dBuV/m) = Reading(dBuV) + C.F (Correction Factor).
4. The emission levels of other frequencies are very lower than the limit and not show in test report.

EUT	AX6000 8-Stream Wi-Fi 6 Router	Date of Test	2022-07-09
Factor	DRH18-E	Temp. / Humidity	25°C /65%
Polarity	Vertical	Site / Test Engineer	AC2 / Ares
Test Mode	802.11ac-80MHz_TX_Band4_CH 155_ANT 0+1+2+3	Test Voltage	AC 120V/60Hz

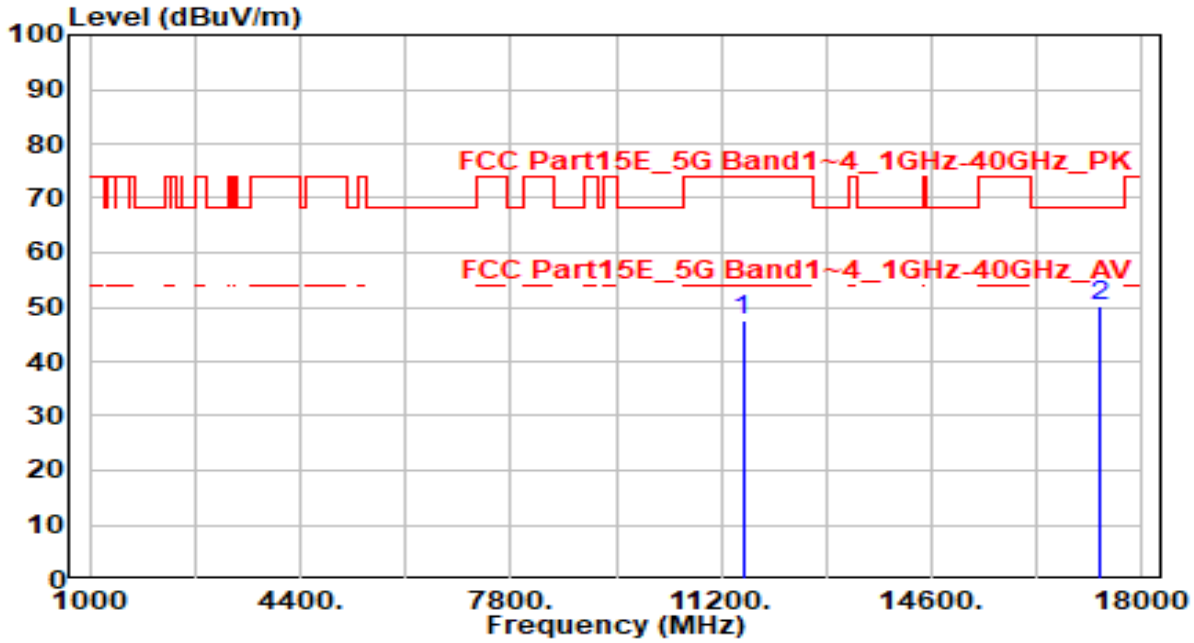

No		Frequency (MHz)	Reading (dBuV)	C.F (dB/m)	Measurement (dBuV/m)	Margin (dB)	Limit (dBuV/m)	Height (cm)	Angle (deg)	Remark (QP/PK/AV)
1		11550.000	41.58	5.92	47.50	-26.50	74.00	100	190	Peak
2	*	17325.000	44.53	5.60	50.13	-18.07	68.20	100	230	Peak

Note:

1. " *", means this data is the worst emission level.
2. C.F (Correction Factor) = Antenna Factor (dB)+ Cable Loss (dB) – Preamplifier(dB).
3. Measurement (dBuV/m) = Reading(dBuV) + C.F (Correction Factor).
4. The emission levels of other frequencies are very lower than the limit and not show in test report.

EUT	AX6000 8-Stream Wi-Fi 6 Router	Date of Test	2022-07-09
Factor	DRH18-E	Temp. / Humidity	25°C /65%
Polarity	Horizontal	Site / Test Engineer	AC2 / Ares
Test Mode	802.11ac-160MHz_TX_Band1,2_CH 50_ANT 0+1+2+3	Test Voltage	AC 120V/60Hz

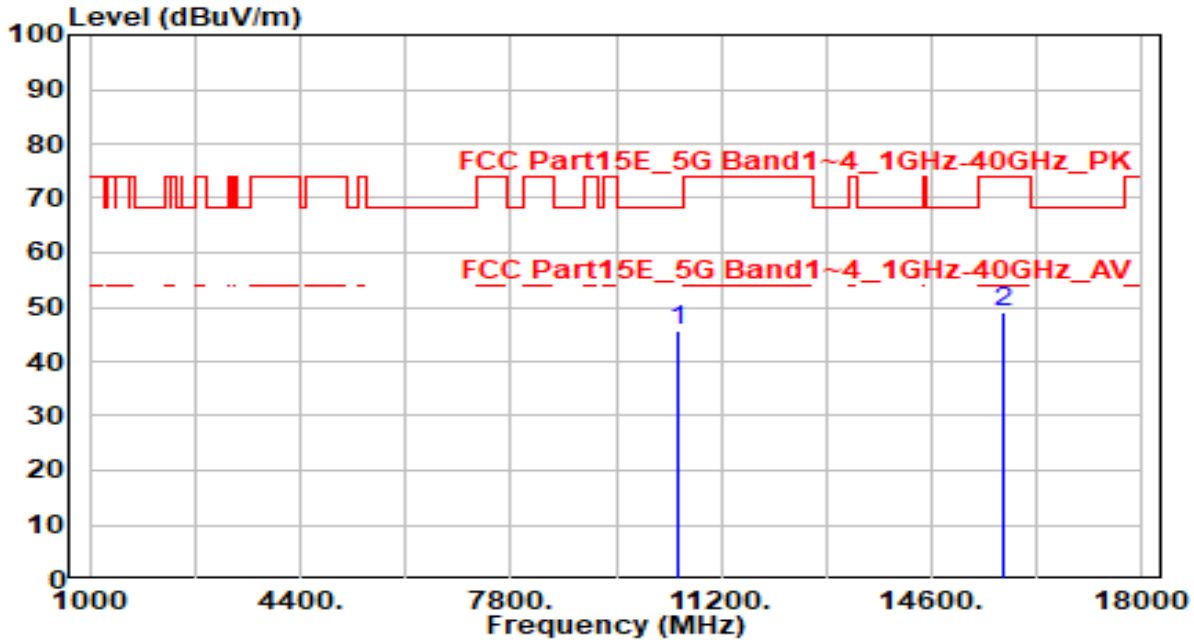

No		Frequency (MHz)	Reading (dBuV)	C.F (dB/m)	Measurement (dBuV/m)	Margin (dB)	Limit (dBuV/m)	Height (cm)	Angle (deg)	Remark (QP/PK/AV)
1	*	10500.000	40.28	5.25	45.53	-22.67	68.20	100	360	Peak
2		15750.000	42.14	6.76	48.91	-25.09	74.00	100	250	Peak

Note:

1. " *", means this data is the worst emission level.
2. C.F (Correction Factor) = Antenna Factor (dB)+ Cable Loss (dB) – Preamplifier(dB).
3. Measurement (dBuV/m) = Reading(dBuV) + C.F (Correction Factor).
4. The emission levels of other frequencies are very lower than the limit and not show in test report.

EUT	AX6000 8-Stream Wi-Fi 6 Router	Date of Test	2022-07-09
Factor	DRH18-E	Temp. / Humidity	25°C /65%
Polarity	Vertical	Site / Test Engineer	AC2 / Ares
Test Mode	802.11ac-160MHz_TX_Band1,2_CH 50_ANT 0+1+2+3	Test Voltage	AC 120V/60Hz

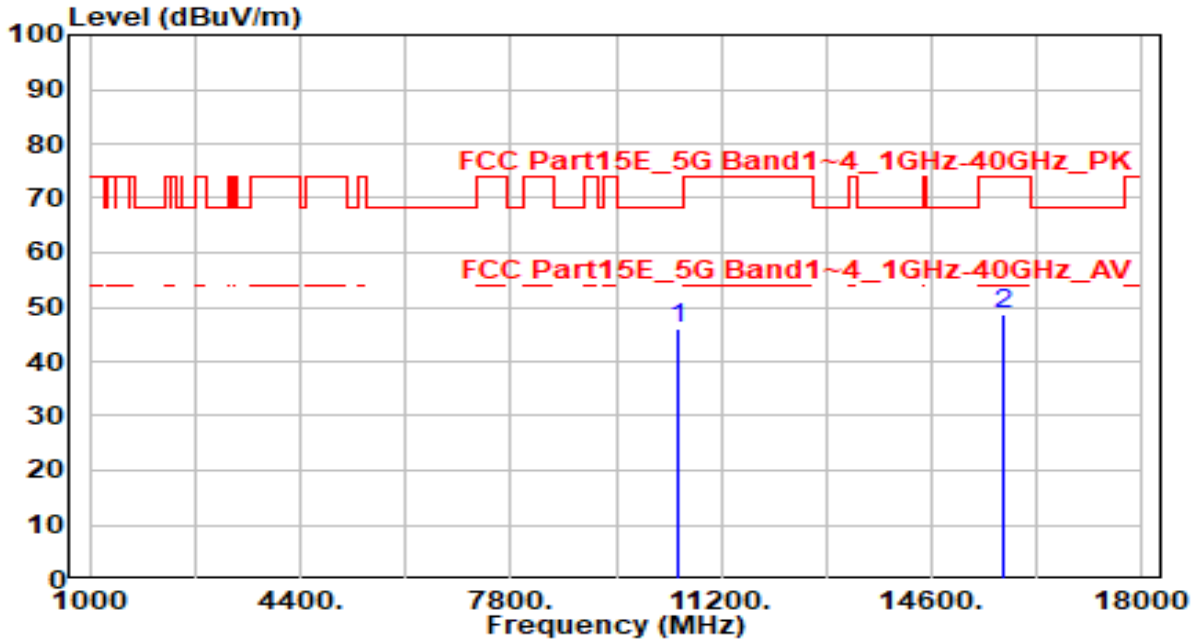

No		Frequency (MHz)	Reading (dBuV)	C.F (dB/m)	Measurement (dBuV/m)	Margin (dB)	Limit (dBuV/m)	Height (cm)	Angle (deg)	Remark (QP/PK/AV)
1	*	10500.000	40.84	5.25	46.09	-22.11	68.20	100	175	Peak
2		15750.000	41.86	6.76	48.63	-25.37	74.00	100	250	Peak

Note:

1. " *", means this data is the worst emission level.
2. C.F (Correction Factor) = Antenna Factor (dB)+ Cable Loss (dB) – Preamplifier(dB).
3. Measurement (dBuV/m) = Reading(dBuV) + C.F (Correction Factor).
4. The emission levels of other frequencies are very lower than the limit and not show in test report.

EUT	AX6000 8-Stream Wi-Fi 6 Router	Date of Test	2022-07-09
Factor	DRH18-E	Temp. / Humidity	25°C /65%
Polarity	Horizontal	Site / Test Engineer	AC2 / Ares
Test Mode	802.11ac-160MHz_TX_Band3_CH 114_ANT 0+1+2+3	Test Voltage	AC 120V/60Hz

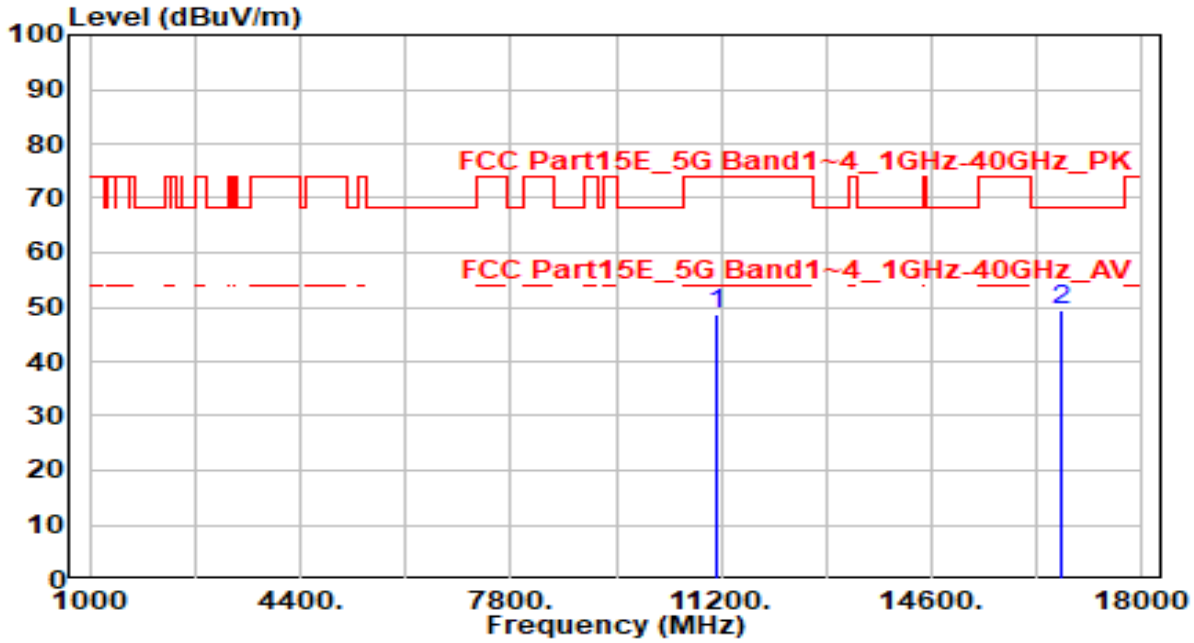

No		Frequency (MHz)	Reading (dBuV)	C.F (dB/m)	Measurement (dBuV/m)	Margin (dB)	Limit (dBuV/m)	Height (cm)	Angle (deg)	Remark (QP/PK/AV)
1		11140.000	42.95	5.71	48.66	-25.34	74.00	100	210	Peak
2	*	16710.000	41.79	7.67	49.46	-18.74	68.20	100	5	Peak

Note:

1. " *", means this data is the worst emission level.
2. C.F (Correction Factor) = Antenna Factor (dB)+ Cable Loss (dB) – Preamplifier(dB).
3. Measurement (dBuV/m) = Reading(dBuV) + C.F (Correction Factor).
4. The emission levels of other frequencies are very lower than the limit and not show in test report.

EUT	AX6000 8-Stream Wi-Fi 6 Router	Date of Test	2022-07-09
Factor	DRH18-E	Temp. / Humidity	25°C /65%
Polarity	Vertical	Site / Test Engineer	AC2 / Ares
Test Mode	802.11ac-160MHz_TX_Band3_CH 114_ANT 0+1+2+3	Test Voltage	AC 120V/60Hz

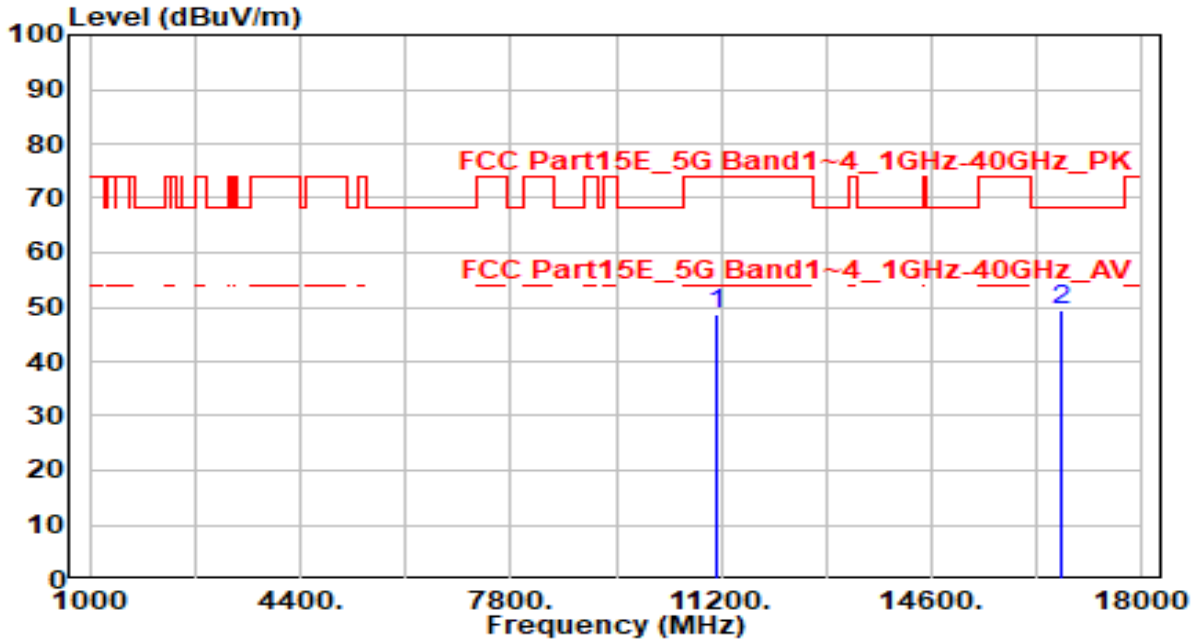

No		Frequency (MHz)	Reading (dBuV)	C.F (dB/m)	Measurement (dBuV/m)	Margin (dB)	Limit (dBuV/m)	Height (cm)	Angle (deg)	Remark (QP/PK/AV)
1		11140.000	43.09	5.71	48.80	-25.20	74.00	100	210	Peak
2	*	16710.000	41.69	7.67	49.35	-18.85	68.20	100	80	Peak

Note:

1. " *", means this data is the worst emission level.
2. C.F (Correction Factor) = Antenna Factor (dB)+ Cable Loss (dB) – Preamplifier(dB).
3. Measurement (dBuV/m) = Reading(dBuV) + C.F (Correction Factor).
4. The emission levels of other frequencies are very lower than the limit and not show in test report.

EUT	AX6000 8-Stream Wi-Fi 6 Router	Date of Test	2022-07-09
Factor	DRH18-E	Temp. / Humidity	25°C /65%
Polarity	Horizontal	Site / Test Engineer	AC2 / Ares
Test Mode	802.11ax-20MHz_TX_Band1_CH 36_ANT 0+1+2+3	Test Voltage	AC 120V/60Hz

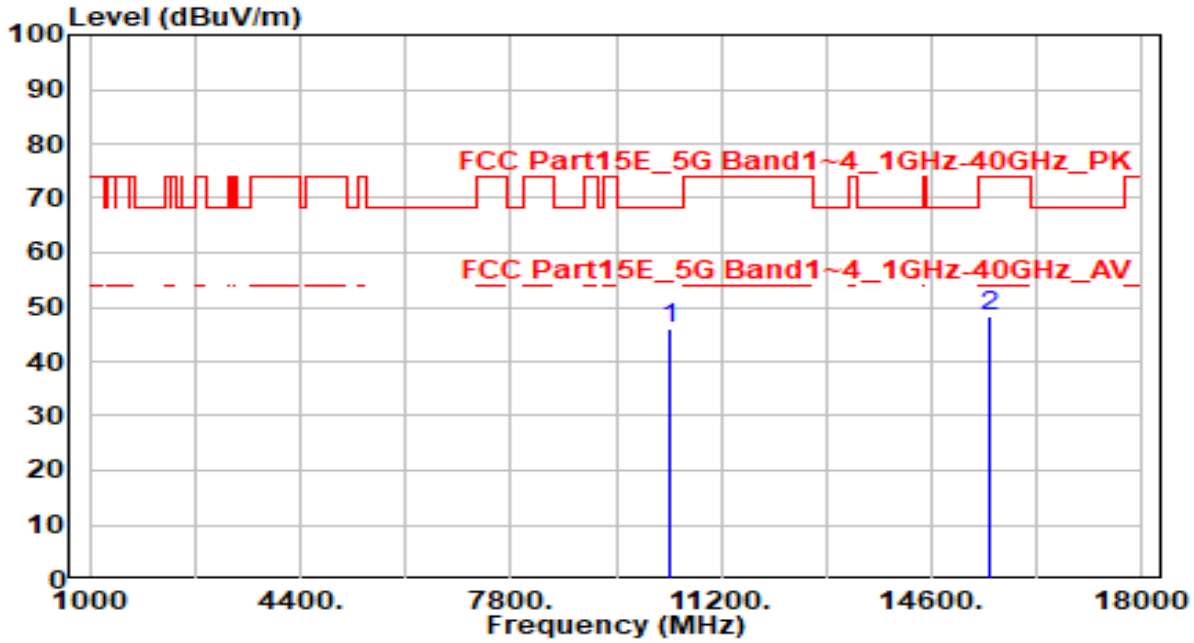

No		Frequency (MHz)	Reading (dBuV)	C.F (dB/m)	Measurement (dBuV/m)	Margin (dB)	Limit (dBuV/m)	Height (cm)	Angle (deg)	Remark (QP/PK/AV)
1	*	10360.000	40.61	5.29	45.90	-22.30	68.20	100	240	Peak
2		15540.000	41.89	6.41	48.29	-25.71	74.00	100	360	Peak

Note:

1. " *", means this data is the worst emission level.
2. C.F (Correction Factor) = Antenna Factor (dB)+ Cable Loss (dB) – Preamplifier(dB).
3. Measurement (dBuV/m) = Reading(dBuV) + C.F (Correction Factor).
4. The emission levels of other frequencies are very lower than the limit and not show in test report.

EUT	AX6000 8-Stream Wi-Fi 6 Router	Date of Test	2022-07-09
Factor	DRH18-E	Temp. / Humidity	25°C /65%
Polarity	Vertical	Site / Test Engineer	AC2 / Ares
Test Mode	802.11ax-20MHz_TX_Band1_CH 36_ANT 0+1+2+3	Test Voltage	AC 120V/60Hz

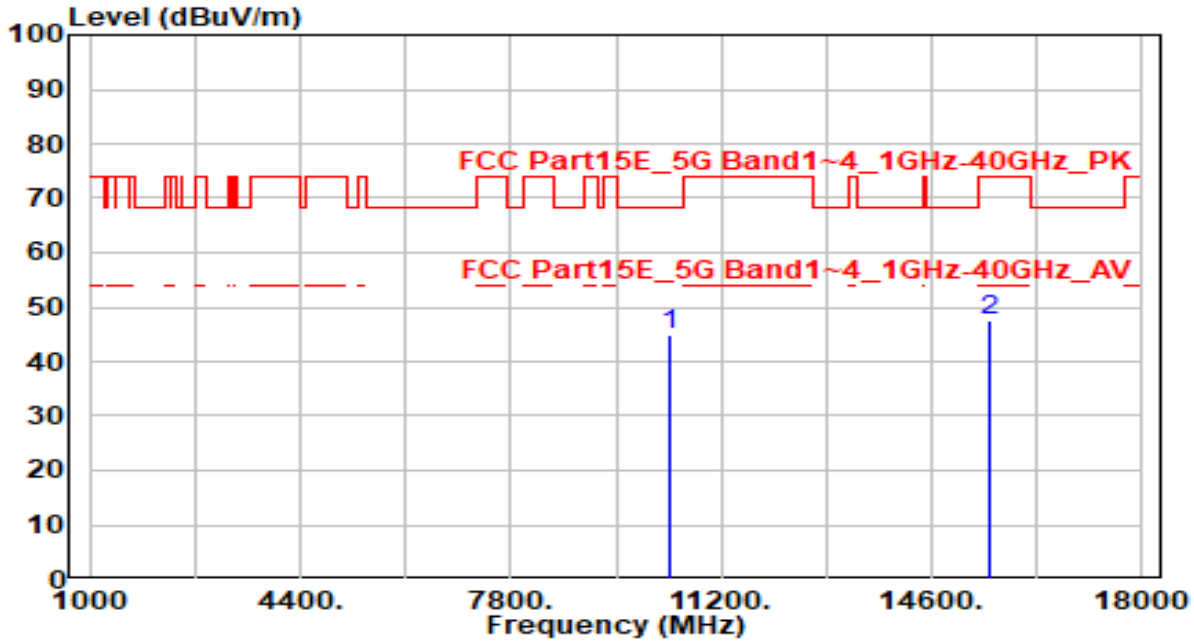

No		Frequency (MHz)	Reading (dBuV)	C.F (dB/m)	Measurement (dBuV/m)	Margin (dB)	Limit (dBuV/m)	Height (cm)	Angle (deg)	Remark (QP/PK/AV)
1	*	10360.000	39.79	5.29	45.08	-23.12	68.20	100	285	Peak
2		15540.000	41.32	6.41	47.73	-26.27	74.00	100	245	Peak

Note:

1. " *", means this data is the worst emission level.
2. C.F (Correction Factor) = Antenna Factor (dB)+ Cable Loss (dB) – Preamplifier(dB).
3. Measurement (dBuV/m) = Reading(dBuV) + C.F (Correction Factor).
4. The emission levels of other frequencies are very lower than the limit and not show in test report.

EUT	AX6000 8-Stream Wi-Fi 6 Router	Date of Test	2022-07-09
Factor	DRH18-E	Temp. / Humidity	25°C /65%
Polarity	Horizontal	Site / Test Engineer	AC2 / Ares
Test Mode	802.11ax-20MHz_TX_Band1_CH 44_ANT 0+1+2+3	Test Voltage	AC 120V/60Hz

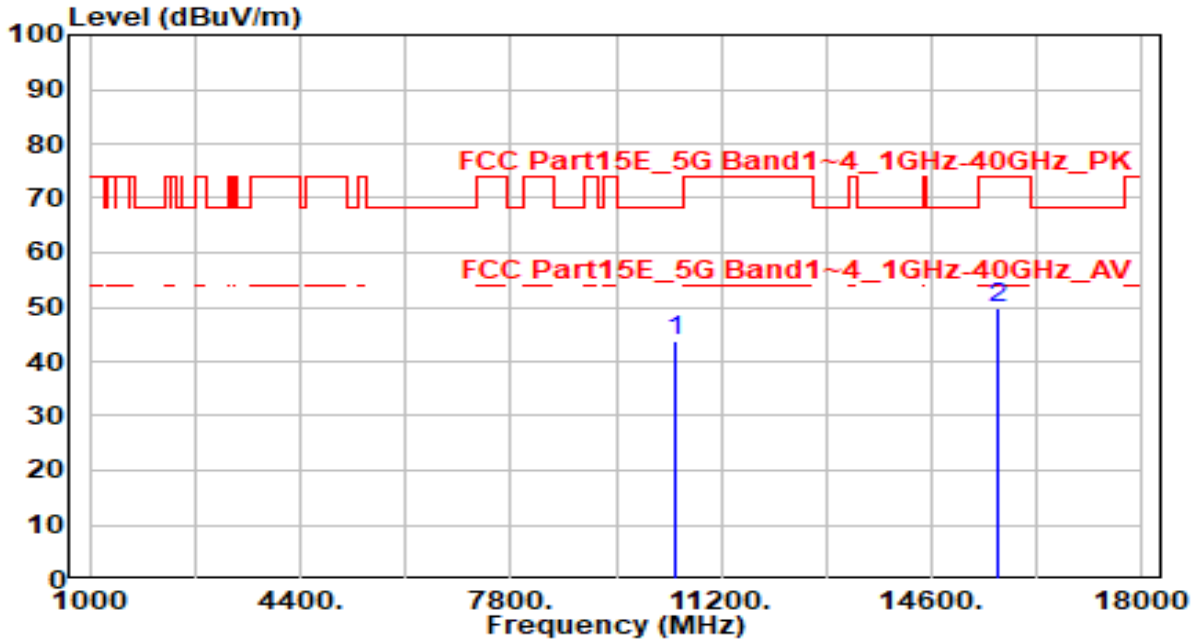

No		Frequency (MHz)	Reading (dBuV)	C.F (dB/m)	Measurement (dBuV/m)	Margin (dB)	Limit (dBuV/m)	Height (cm)	Angle (deg)	Remark (QP/PK/AV)
1		10440.000	38.50	5.28	43.78	-24.42	68.20	100	290	Peak
2	*	15660.000	43.15	6.56	49.71	-24.29	74.00	100	225	Peak

Note:

1. " *", means this data is the worst emission level.
2. C.F (Correction Factor) = Antenna Factor (dB)+ Cable Loss (dB) – Preamplifier(dB).
3. Measurement (dBuV/m) = Reading(dBuV) + C.F (Correction Factor).
4. The emission levels of other frequencies are very lower than the limit and not show in test report.

EUT	AX6000 8-Stream Wi-Fi 6 Router	Date of Test	2022-07-09
Factor	DRH18-E	Temp. / Humidity	25°C /65%
Polarity	Vertical	Site / Test Engineer	AC2 / Ares
Test Mode	802.11ax-20MHz_TX_Band1_CH 44_ANT 0+1+2+3	Test Voltage	AC 120V/60Hz

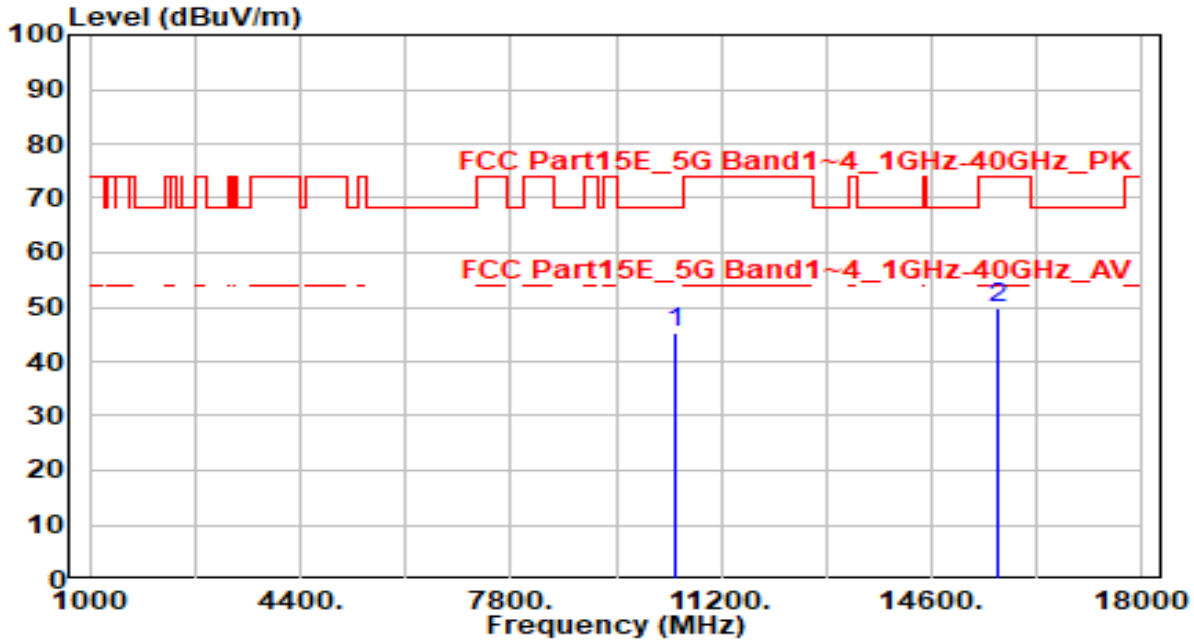

No		Frequency (MHz)	Reading (dBuV)	C.F (dB/m)	Measurement (dBuV/m)	Margin (dB)	Limit (dBuV/m)	Height (cm)	Angle (deg)	Remark (QP/PK/AV)
1	*	10440.000	40.12	5.28	45.40	-22.80	68.20	100	120	Peak
2		15660.000	43.17	6.56	49.73	-24.27	74.00	100	120	Peak

Note:

1. " *", means this data is the worst emission level.
2. C.F (Correction Factor) = Antenna Factor (dB)+ Cable Loss (dB) – Preamplifier(dB).
3. Measurement (dBuV/m) = Reading(dBuV) + C.F (Correction Factor).
4. The emission levels of other frequencies are very lower than the limit and not show in test report.

EUT	AX6000 8-Stream Wi-Fi 6 Router	Date of Test	2022-07-09
Factor	DRH18-E	Temp. / Humidity	25°C /65%
Polarity	Horizontal	Site / Test Engineer	AC2 / Ares
Test Mode	802.11ax-20MHz_TX_Band1_CH 48_ANT 0+1+2+3	Test Voltage	AC 120V/60Hz

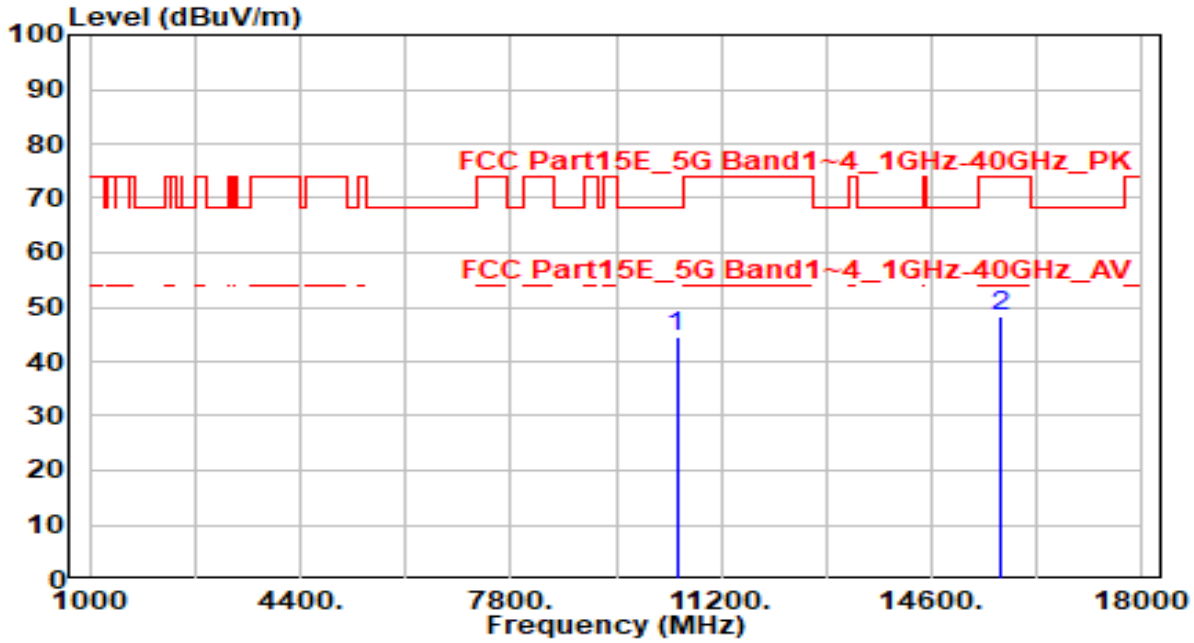

No		Frequency (MHz)	Reading (dBuV)	C.F (dB/m)	Measurement (dBuV/m)	Margin (dB)	Limit (dBuV/m)	Height (cm)	Angle (deg)	Remark (QP/PK/AV)
1	*	10480.000	39.36	5.26	44.62	-23.58	68.20	100	340	Peak
2		15720.000	41.72	6.69	48.42	-25.58	74.00	100	360	Peak

Note:

1. " *", means this data is the worst emission level.
2. C.F (Correction Factor) = Antenna Factor (dB)+ Cable Loss (dB) – Preamplifier(dB).
3. Measurement (dBuV/m) = Reading(dBuV) + C.F (Correction Factor).
4. The emission levels of other frequencies are very lower than the limit and not show in test report.

EUT	AX6000 8-Stream Wi-Fi 6 Router	Date of Test	2022-07-09
Factor	DRH18-E	Temp. / Humidity	25°C /65%
Polarity	Vertical	Site / Test Engineer	AC2 / Ares
Test Mode	802.11ax-20MHz_TX_Band1_CH 48_ANT 0+1+2+3	Test Voltage	AC 120V/60Hz

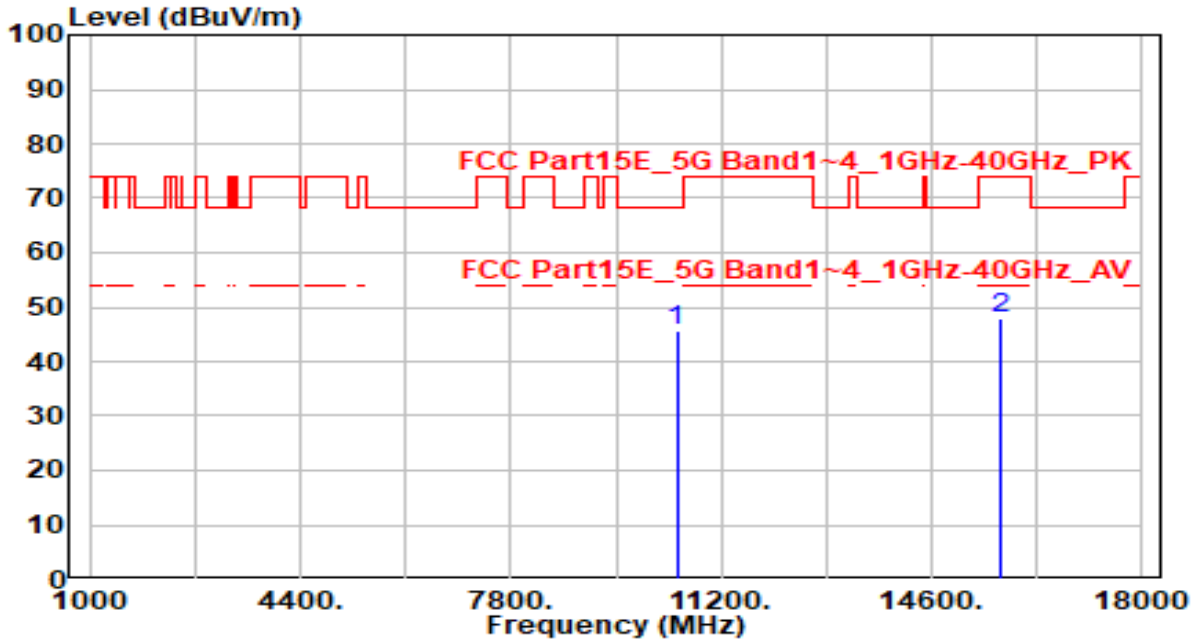

No		Frequency (MHz)	Reading (dBuV)	C.F (dB/m)	Measurement (dBuV/m)	Margin (dB)	Limit (dBuV/m)	Height (cm)	Angle (deg)	Remark (QP/PK/AV)
1	*	10480.000	40.45	5.26	45.71	-22.49	68.20	100	340	Peak
2		15720.000	41.35	6.69	48.05	-25.95	74.00	100	255	Peak

Note:

1. " *", means this data is the worst emission level.
2. C.F (Correction Factor) = Antenna Factor (dB)+ Cable Loss (dB) – Preamplifier(dB).
3. Measurement (dBuV/m) = Reading(dBuV) + C.F (Correction Factor).
4. The emission levels of other frequencies are very lower than the limit and not show in test report.

EUT	AX6000 8-Stream Wi-Fi 6 Router	Date of Test	2022-07-09
Factor	DRH18-E	Temp. / Humidity	25°C /65%
Polarity	Horizontal	Site / Test Engineer	AC2 / Ares
Test Mode	802.11ax-20MHz_TX_Band2_CH 52_ANT 0+1+2+3	Test Voltage	AC 120V/60Hz

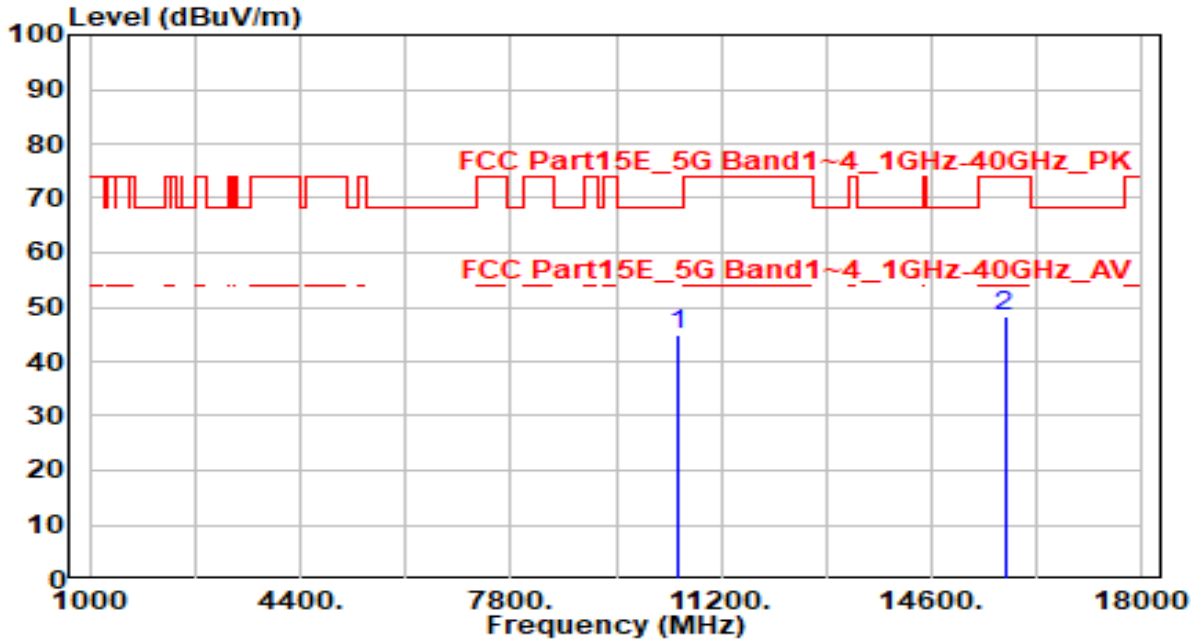

No		Frequency (MHz)	Reading (dBuV)	C.F (dB/m)	Measurement (dBuV/m)	Margin (dB)	Limit (dBuV/m)	Height (cm)	Angle (deg)	Remark (QP/PK/AV)
1	*	10520.000	39.55	5.25	44.80	-23.40	68.20	100	180	Peak
2		15780.000	41.61	6.83	48.44	-25.56	74.00	100	360	Peak

Note:

1. " *", means this data is the worst emission level.
2. C.F (Correction Factor) = Antenna Factor (dB)+ Cable Loss (dB) – Preamplifier(dB).
3. Measurement (dBuV/m) = Reading(dBuV) + C.F (Correction Factor).
4. The emission levels of other frequencies are very lower than the limit and not show in test report.

EUT	AX6000 8-Stream Wi-Fi 6 Router	Date of Test	2022-07-09
Factor	DRH18-E	Temp. / Humidity	25°C /65%
Polarity	Vertical	Site / Test Engineer	AC2 / Ares
Test Mode	802.11ax-20MHz_TX_Band2_CH 52_ANT 0+1+2+3	Test Voltage	AC 120V/60Hz

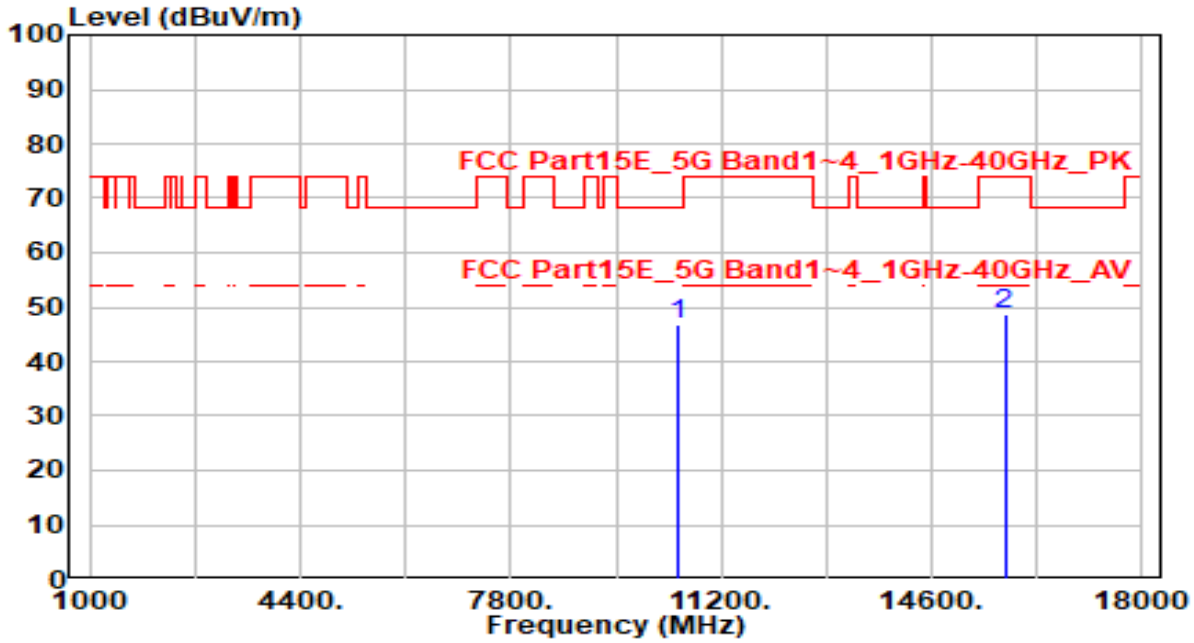

No		Frequency (MHz)	Reading (dBuV)	C.F (dB/m)	Measurement (dBuV/m)	Margin (dB)	Limit (dBuV/m)	Height (cm)	Angle (deg)	Remark (QP/PK/AV)
1	*	10520.000	41.55	5.25	46.80	-21.40	68.20	100	175	Peak
2		15780.000	41.96	6.83	48.79	-25.21	74.00	100	285	Peak

Note:

1. " *", means this data is the worst emission level.
2. C.F (Correction Factor) = Antenna Factor (dB)+ Cable Loss (dB) – Preamplifier(dB).
3. Measurement (dBuV/m) = Reading(dBuV) + C.F (Correction Factor).
4. The emission levels of other frequencies are very lower than the limit and not show in test report.

EUT	AX6000 8-Stream Wi-Fi 6 Router	Date of Test	2022-07-09
Factor	DRH18-E	Temp. / Humidity	25°C /65%
Polarity	Horizontal	Site / Test Engineer	AC2 / Ares
Test Mode	802.11ax-20MHz_TX_Band2_CH 60_ANT 0+1+2+3	Test Voltage	AC 120V/60Hz

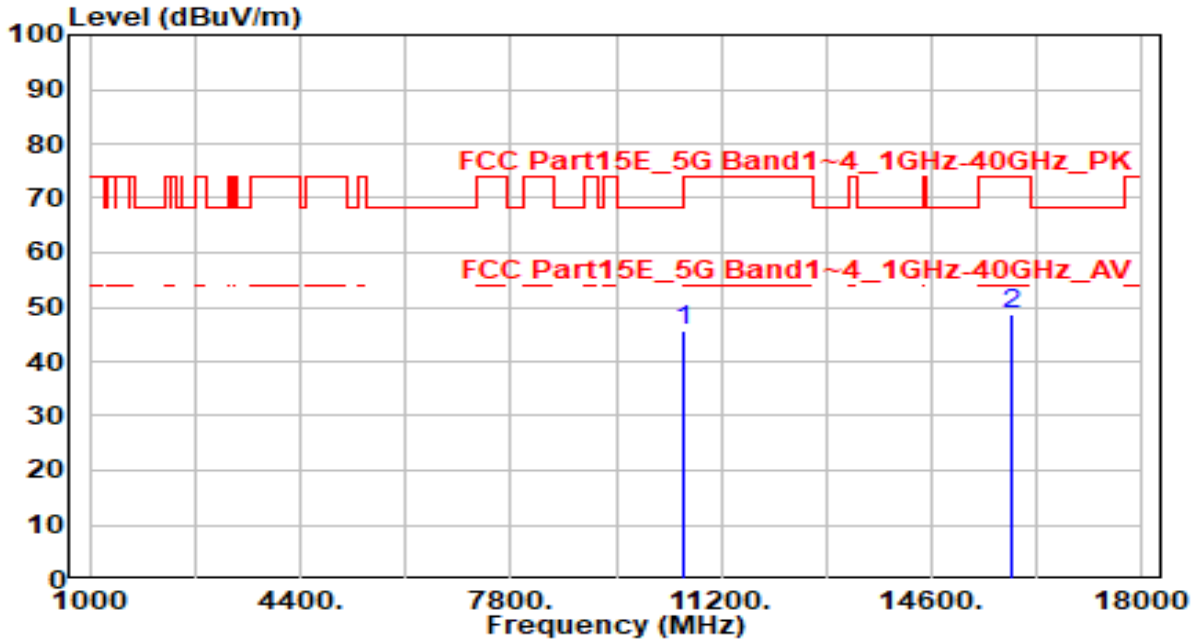

No		Frequency (MHz)	Reading (dBuV)	C.F (dB/m)	Measurement (dBuV/m)	Margin (dB)	Limit (dBuV/m)	Height (cm)	Angle (deg)	Remark (QP/PK/AV)
1	*	10600.000	40.42	5.25	45.67	-22.53	68.20	100	360	Peak
2		15900.000	41.76	6.95	48.71	-25.29	74.00	100	215	Peak

Note:

1. " *", means this data is the worst emission level.
2. C.F (Correction Factor) = Antenna Factor (dB)+ Cable Loss (dB) – Preamplifier(dB).
3. Measurement (dBuV/m) = Reading(dBuV) + C.F (Correction Factor).
4. The emission levels of other frequencies are very lower than the limit and not show in test report.

EUT	AX6000 8-Stream Wi-Fi 6 Router	Date of Test	2022-07-09
Factor	DRH18-E	Temp. / Humidity	25°C /65%
Polarity	Vertical	Site / Test Engineer	AC2 / Ares
Test Mode	802.11ax-20MHz_TX_Band2_CH 60_ANT 0+1+2+3	Test Voltage	AC 120V/60Hz

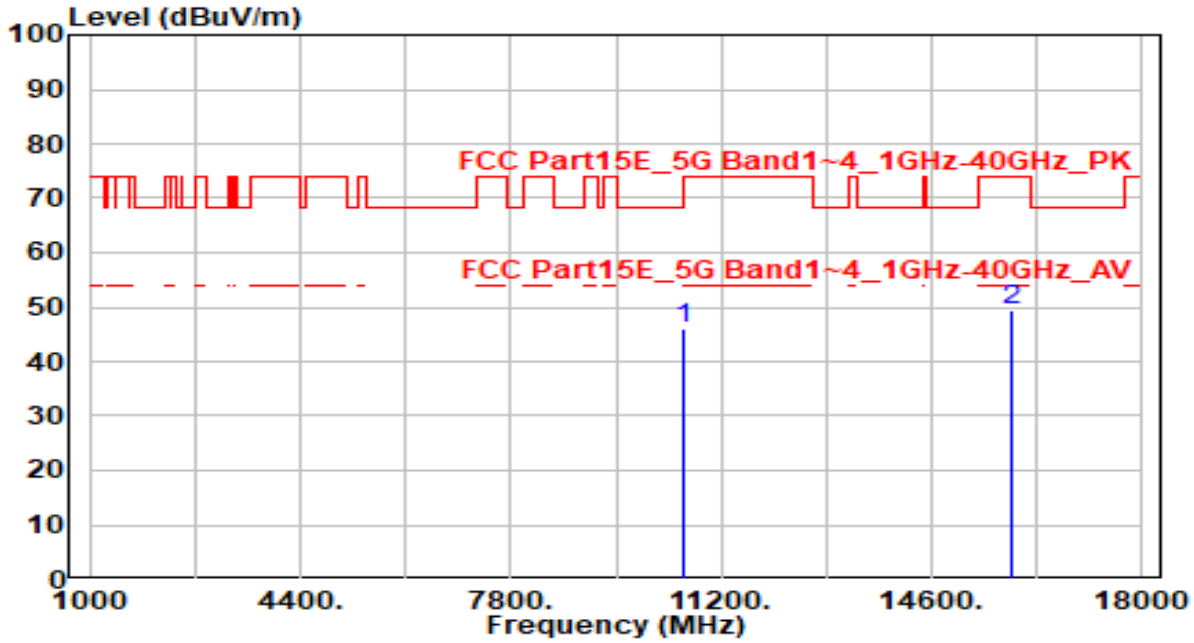

No		Frequency (MHz)	Reading (dBuV)	C.F (dB/m)	Measurement (dBuV/m)	Margin (dB)	Limit (dBuV/m)	Height (cm)	Angle (deg)	Remark (QP/PK/AV)
1	*	10600.000	40.93	5.25	46.19	-22.01	68.20	100	150	Peak
2		15900.000	42.48	6.95	49.43	-24.57	74.00	100	0	Peak

Note:

1. " *", means this data is the worst emission level.
2. C.F (Correction Factor) = Antenna Factor (dB)+ Cable Loss (dB) – Preamplifier(dB).
3. Measurement (dBuV/m) = Reading(dBuV) + C.F (Correction Factor).
4. The emission levels of other frequencies are very lower than the limit and not show in test report.

EUT	AX6000 8-Stream Wi-Fi 6 Router	Date of Test	2022-07-09
Factor	DRH18-E	Temp. / Humidity	25°C /65%
Polarity	Horizontal	Site / Test Engineer	AC2 / Ares
Test Mode	802.11ax-20MHz_TX_Band2_CH 64_ANT 0+1+2+3	Test Voltage	AC 120V/60Hz

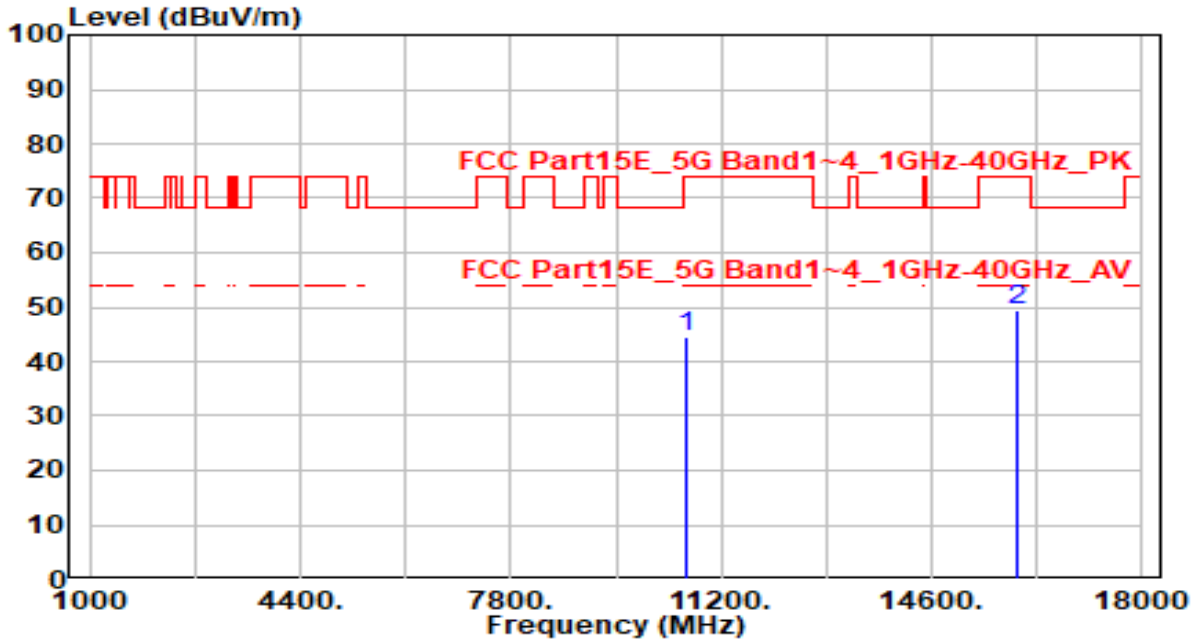

No		Frequency (MHz)	Reading (dBuV)	C.F (dB/m)	Measurement (dBuV/m)	Margin (dB)	Limit (dBuV/m)	Height (cm)	Angle (deg)	Remark (QP/PK/AV)
1		10640.000	39.15	5.27	44.42	-29.58	74.00	100	360	Peak
2	*	15960.000	42.52	7.00	49.52	-24.48	74.00	100	325	Peak

Note:

1. " *", means this data is the worst emission level.
2. C.F (Correction Factor) = Antenna Factor (dB)+ Cable Loss (dB) – Preamplifier(dB).
3. Measurement (dBuV/m) = Reading(dBuV) + C.F (Correction Factor).
4. The emission levels of other frequencies are very lower than the limit and not show in test report.

EUT	AX6000 8-Stream Wi-Fi 6 Router	Date of Test	2022-07-09
Factor	DRH18-E	Temp. / Humidity	25°C /65%
Polarity	Vertical	Site / Test Engineer	AC2 / Ares
Test Mode	802.11ax-20MHz_TX_Band2_CH 64_ANT 0+1+2+3	Test Voltage	AC 120V/60Hz

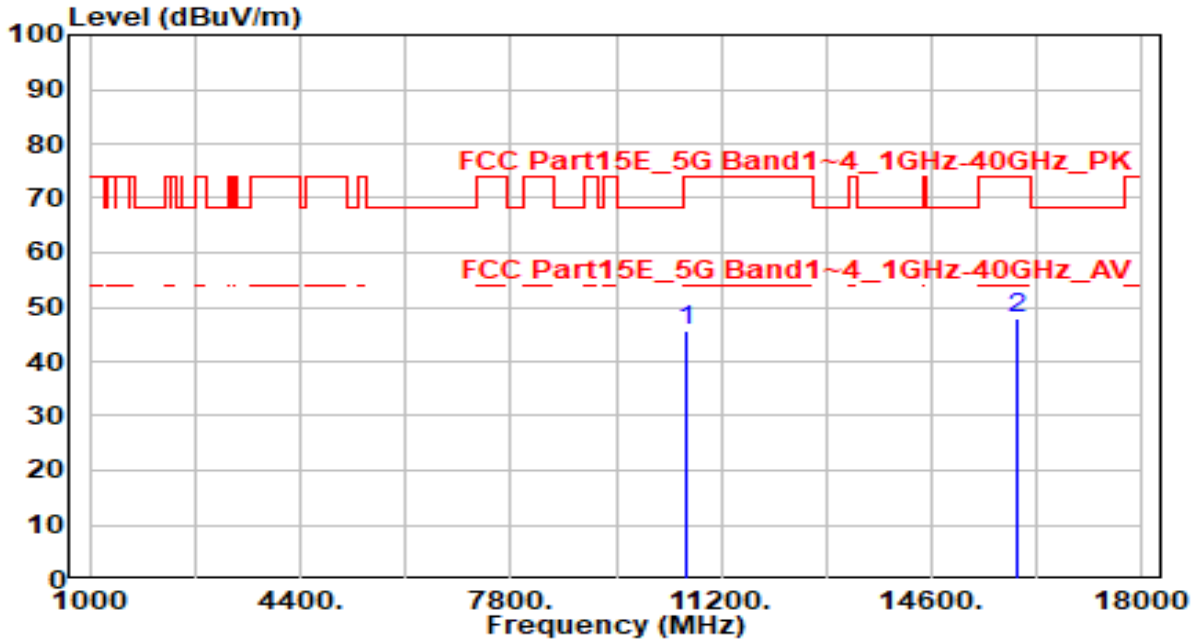

No		Frequency (MHz)	Reading (dBuV)	C.F (dB/m)	Measurement (dBuV/m)	Margin (dB)	Limit (dBuV/m)	Height (cm)	Angle (deg)	Remark (QP/PK/AV)
1		10640.000	40.57	5.27	45.84	-28.16	74.00	100	130	Peak
2	*	15960.000	41.00	7.00	48.00	-26.00	74.00	100	55	Peak

Note:

1. " *", means this data is the worst emission level.
2. C.F (Correction Factor) = Antenna Factor (dB)+ Cable Loss (dB) – Preamplifier(dB).
3. Measurement (dBuV/m) = Reading(dBuV) + C.F (Correction Factor).
4. The emission levels of other frequencies are very lower than the limit and not show in test report.

EUT	AX6000 8-Stream Wi-Fi 6 Router	Date of Test	2022-07-09
Factor	DRH18-E	Temp. / Humidity	25°C /65%
Polarity	Horizontal	Site / Test Engineer	AC2 / Ares
Test Mode	802.11ax-20MHz_TX_Band3_CH 100_ANT 0+1+2+3	Test Voltage	AC 120V/60Hz

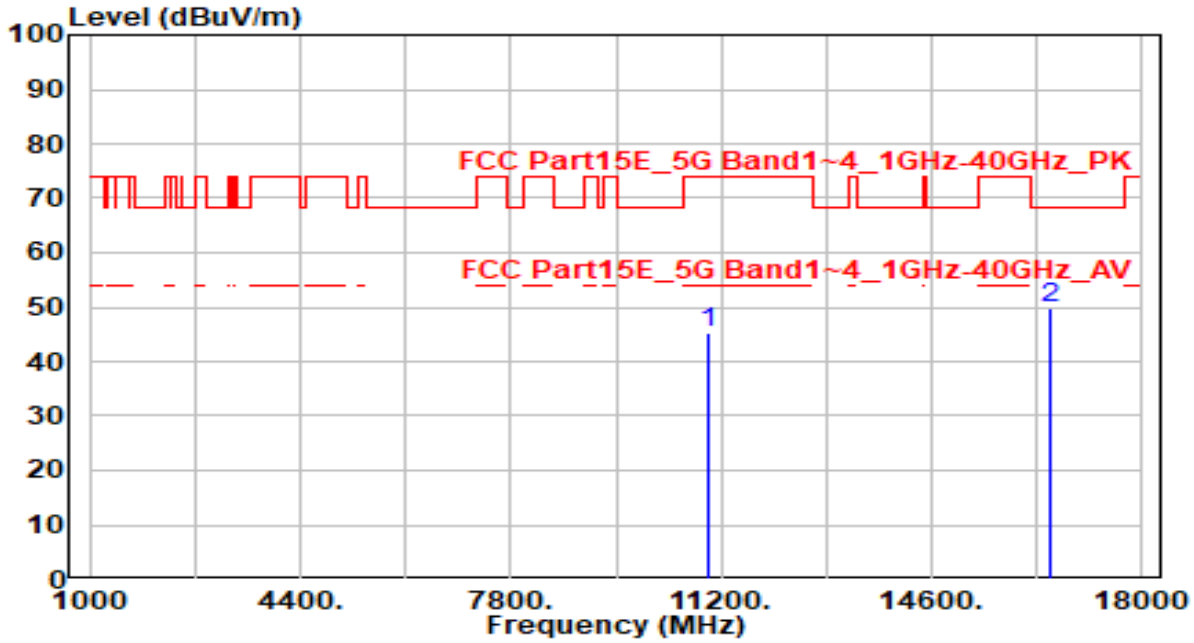

No		Frequency (MHz)	Reading (dBuV)	C.F (dB/m)	Measurement (dBuV/m)	Margin (dB)	Limit (dBuV/m)	Height (cm)	Angle (deg)	Remark (QP/PK/AV)
1		11000.000	39.82	5.56	45.38	-28.62	74.00	100	30	Peak
2	*	16500.000	42.38	7.34	49.72	-18.48	68.20	100	300	Peak

Note:

1. " *", means this data is the worst emission level.
2. C.F (Correction Factor) = Antenna Factor (dB)+ Cable Loss (dB) – Preamplifier(dB).
3. Measurement (dBuV/m) = Reading(dBuV) + C.F (Correction Factor).
4. The emission levels of other frequencies are very lower than the limit and not show in test report.

EUT	AX6000 8-Stream Wi-Fi 6 Router	Date of Test	2022-07-09
Factor	DRH18-E	Temp. / Humidity	25°C /65%
Polarity	Vertical	Site / Test Engineer	AC2 / Ares
Test Mode	802.11ax-20MHz_TX_Band3_CH 100_ANT 0+1+2+3	Test Voltage	AC 120V/60Hz

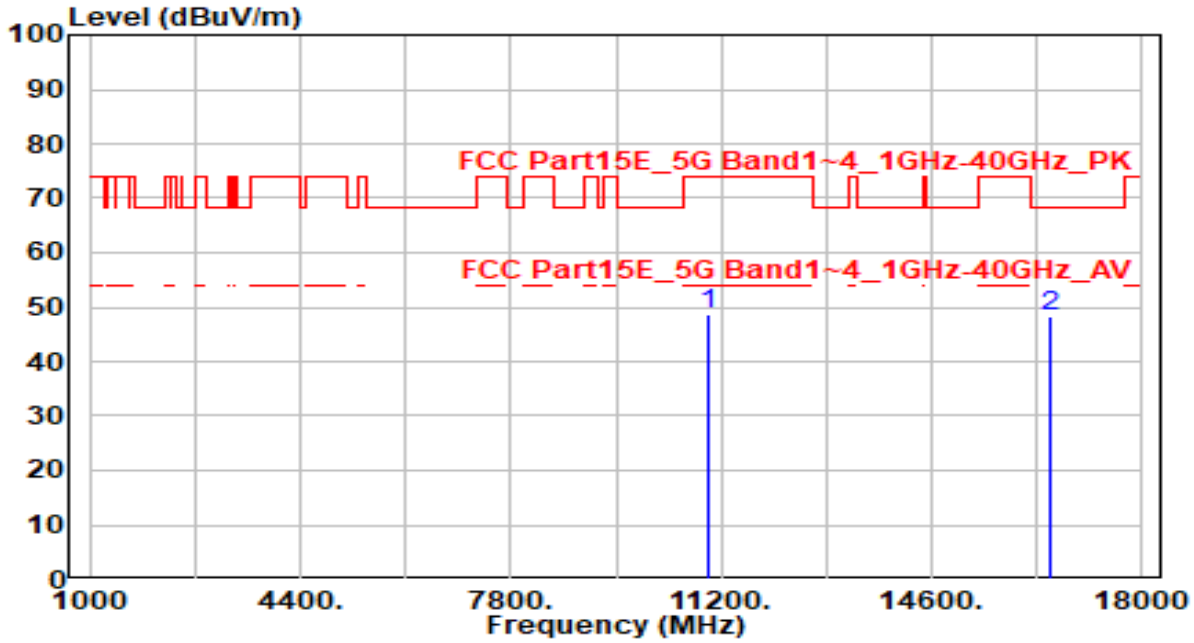

No		Frequency (MHz)	Reading (dBuV)	C.F (dB/m)	Measurement (dBuV/m)	Margin (dB)	Limit (dBuV/m)	Height (cm)	Angle (deg)	Remark (QP/PK/AV)
1		11000.000	43.17	5.56	48.73	-25.27	74.00	100	220	Peak
2	*	16500.000	40.94	7.34	48.29	-19.91	68.20	100	280	Peak

Note:

1. " *", means this data is the worst emission level.
2. C.F (Correction Factor) = Antenna Factor (dB)+ Cable Loss (dB) – Preamplifier(dB).
3. Measurement (dBuV/m) = Reading(dBuV) + C.F (Correction Factor).
4. The emission levels of other frequencies are very lower than the limit and not show in test report.

EUT	AX6000 8-Stream Wi-Fi 6 Router	Date of Test	2022-07-09
Factor	DRH18-E	Temp. / Humidity	25°C /65%
Polarity	Horizontal	Site / Test Engineer	AC2 / Ares
Test Mode	802.11ax-20MHz_TX_Band3_CH 116_ANT 0+1+2+3	Test Voltage	AC 120V/60Hz

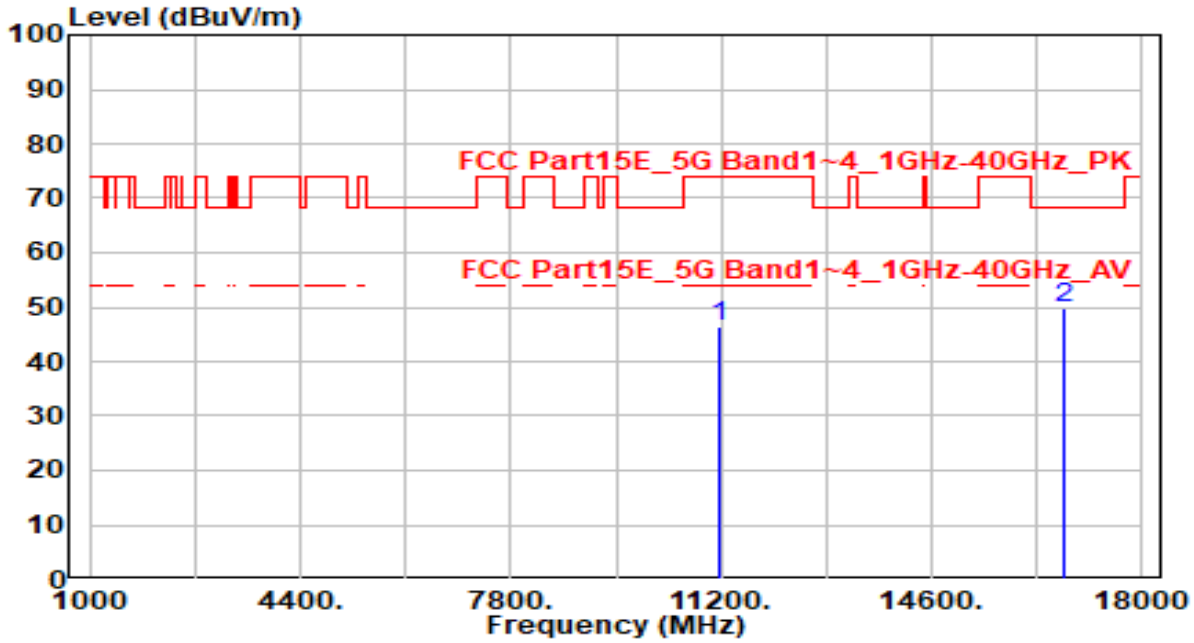

No		Frequency (MHz)	Reading (dBuV)	C.F (dB/m)	Measurement (dBuV/m)	Margin (dB)	Limit (dBuV/m)	Height (cm)	Angle (deg)	Remark (QP/PK/AV)
1		11160.000	40.50	5.73	46.23	-27.77	74.00	100	270	Peak
2	*	16740.000	42.26	7.72	49.97	-18.23	68.20	100	25	Peak

Note:

1. " *", means this data is the worst emission level.
2. C.F (Correction Factor) = Antenna Factor (dB)+ Cable Loss (dB) – Preamplifier(dB).
3. Measurement (dBuV/m) = Reading(dBuV) + C.F (Correction Factor).
4. The emission levels of other frequencies are very lower than the limit and not show in test report.

EUT	AX6000 8-Stream Wi-Fi 6 Router	Date of Test	2022-07-09
Factor	DRH18-E	Temp. / Humidity	25°C /65%
Polarity	Vertical	Site / Test Engineer	AC2 / Ares
Test Mode	802.11ax-20MHz_TX_Band3_CH 116_ANT 0+1+2+3	Test Voltage	AC 120V/60Hz

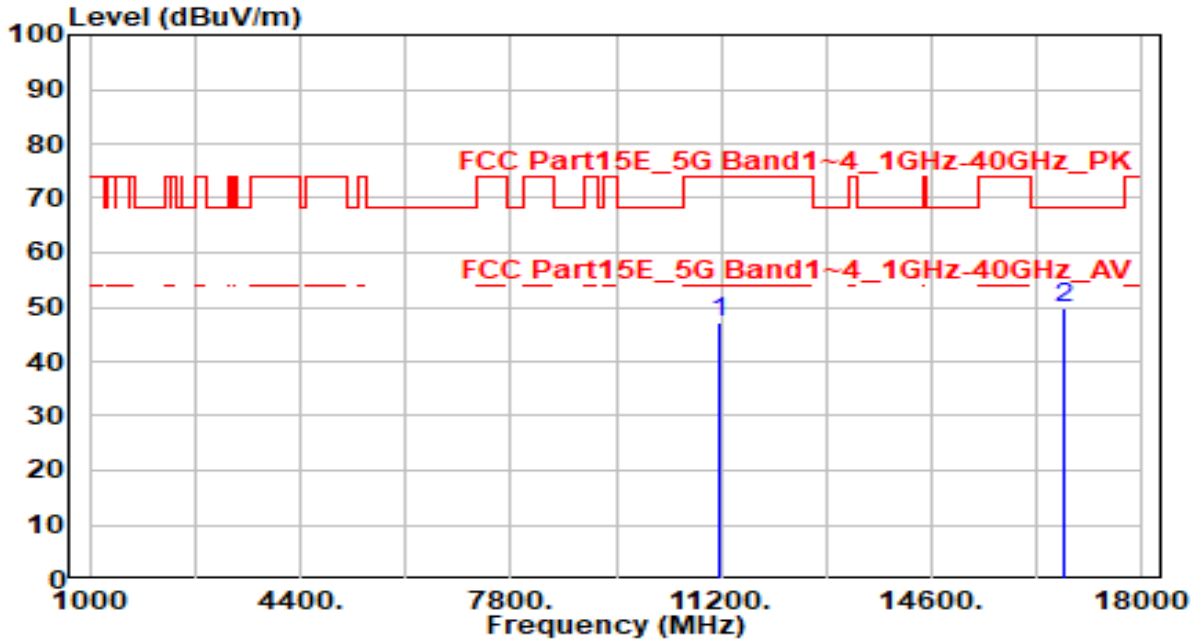

No		Frequency (MHz)	Reading (dBuV)	C.F (dB/m)	Measurement (dBuV/m)	Margin (dB)	Limit (dBuV/m)	Height (cm)	Angle (deg)	Remark (QP/PK/AV)
1		11160.000	41.52	5.73	47.25	-26.75	74.00	100	205	Peak
2	*	16740.000	42.02	7.72	49.74	-18.46	68.20	100	185	Peak

Note:

1. " *", means this data is the worst emission level.
2. C.F (Correction Factor) = Antenna Factor (dB)+ Cable Loss (dB) – Preamplifier(dB).
3. Measurement (dBuV/m) = Reading(dBuV) + C.F (Correction Factor).
4. The emission levels of other frequencies are very lower than the limit and not show in test report.

EUT	AX6000 8-Stream Wi-Fi 6 Router	Date of Test	2022-07-09
Factor	DRH18-E	Temp. / Humidity	25°C /65%
Polarity	Horizontal	Site / Test Engineer	AC2 / Ares
Test Mode	802.11ax-20MHz_TX_Band3_CH 140_ANT 0+1+2+3	Test Voltage	AC 120V/60Hz

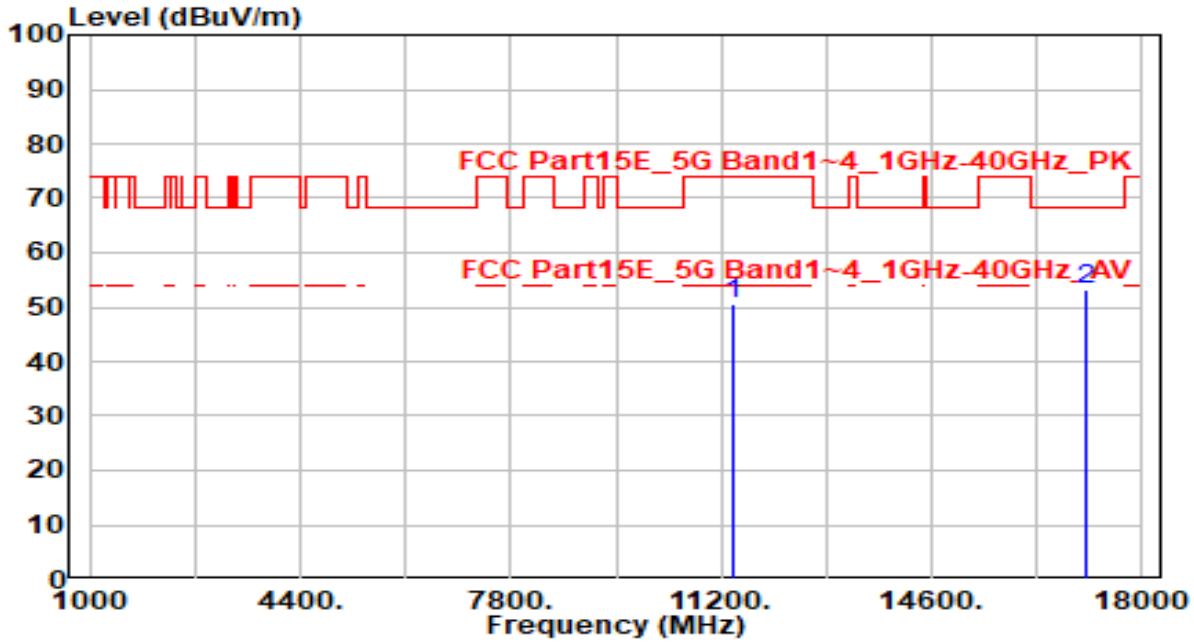

No		Frequency (MHz)	Reading (dBuV)	C.F (dB/m)	Measurement (dBuV/m)	Margin (dB)	Limit (dBuV/m)	Height (cm)	Angle (deg)	Remark (QP/PK/AV)
1		11400.000	44.70	5.98	50.69	-23.31	74.00	100	360	Peak
2	*	17100.000	47.22	6.16	53.39	-14.81	68.20	100	145	Peak

Note:

1. " *", means this data is the worst emission level.
2. C.F (Correction Factor) = Antenna Factor (dB)+ Cable Loss (dB) – Preamplifier(dB).
3. Measurement (dBuV/m) = Reading(dBuV) + C.F (Correction Factor).
4. The emission levels of other frequencies are very lower than the limit and not show in test report.

EUT	AX6000 8-Stream Wi-Fi 6 Router	Date of Test	2022-07-09
Factor	DRH18-E	Temp. / Humidity	25°C /65%
Polarity	Vertical	Site / Test Engineer	AC2 / Ares
Test Mode	802.11ax-20MHz_TX_Band3_CH 140_ANT 0+1+2+3	Test Voltage	AC 120V/60Hz

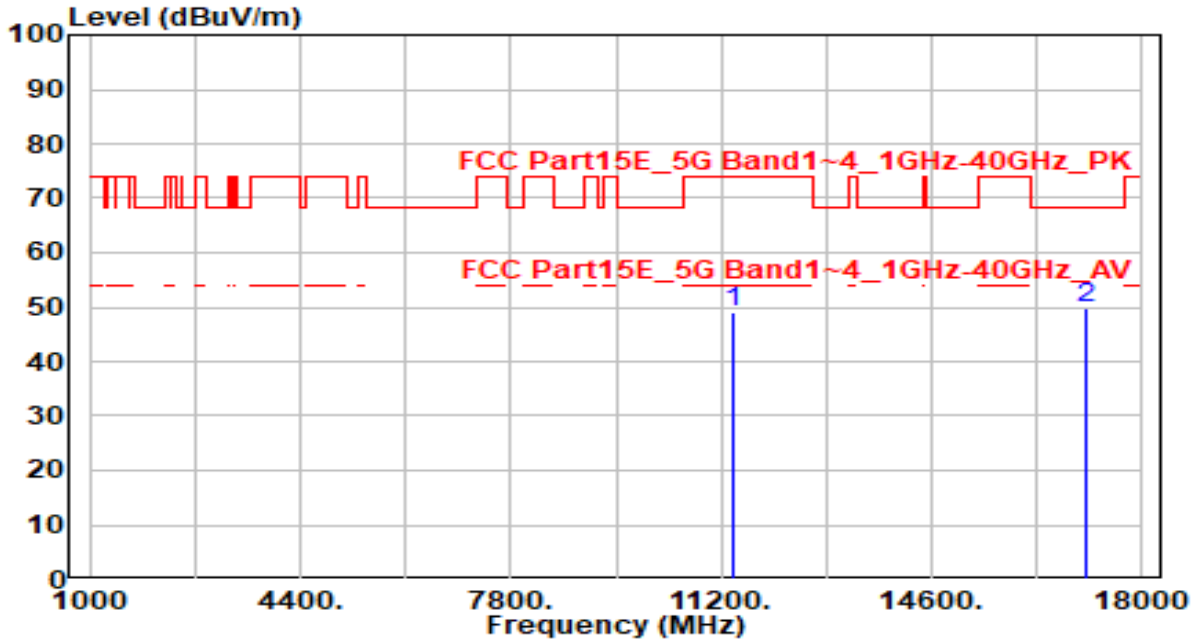

No		Frequency (MHz)	Reading (dBuV)	C.F (dB/m)	Measurement (dBuV/m)	Margin (dB)	Limit (dBuV/m)	Height (cm)	Angle (deg)	Remark (QP/PK/AV)
1		11400.000	43.21	5.98	49.19	-24.81	74.00	100	220	Peak
2	*	17100.000	43.68	6.16	49.84	-18.36	68.20	100	20	Peak

Note:

1. " *", means this data is the worst emission level.
2. C.F (Correction Factor) = Antenna Factor (dB)+ Cable Loss (dB) – Preamplifier(dB).
3. Measurement (dBuV/m) = Reading(dBuV) + C.F (Correction Factor).
4. The emission levels of other frequencies are very lower than the limit and not show in test report.

EUT	AX6000 8-Stream Wi-Fi 6 Router	Date of Test	2022-07-09
Factor	DRH18-E	Temp. / Humidity	25°C /65%
Polarity	Horizontal	Site / Test Engineer	AC2 / Ares
Test Mode	802.11ax-20MHz_TX_Band3_CH 144_ANT 0+1+2+3	Test Voltage	AC 120V/60Hz

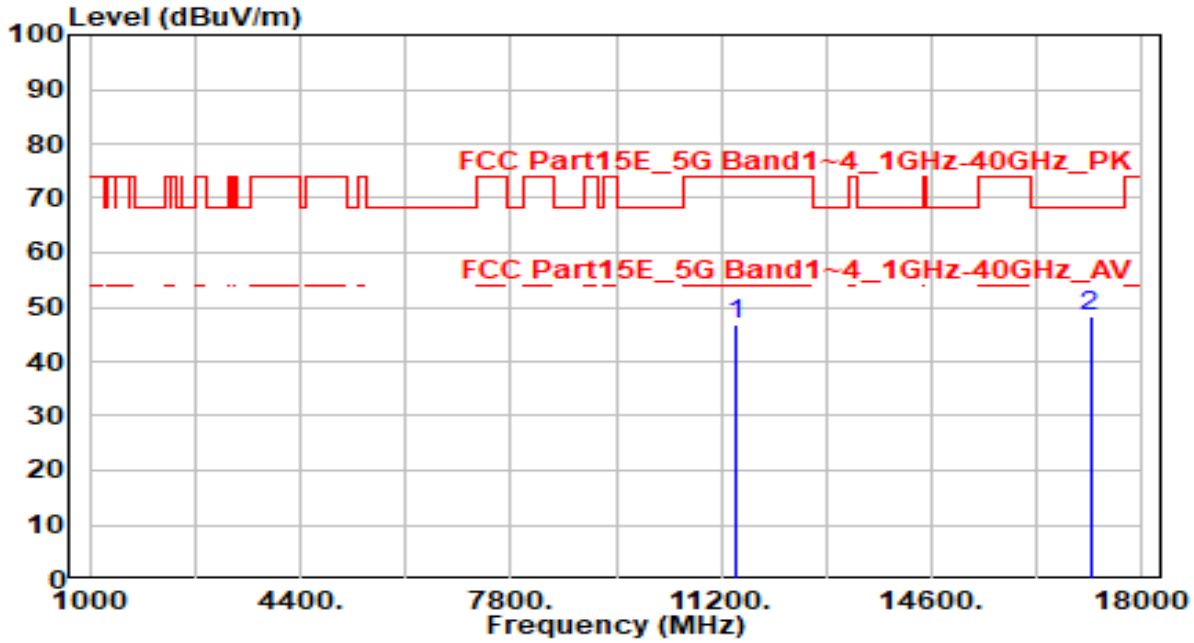

No		Frequency (MHz)	Reading (dBuV)	C.F (dB/m)	Measurement (dBuV/m)	Margin (dB)	Limit (dBuV/m)	Height (cm)	Angle (deg)	Remark (QP/PK/AV)
1		11440.000	40.75	5.97	46.72	-27.28	74.00	100	230	Peak
2	*	17160.000	42.47	5.98	48.45	-19.75	68.20	100	300	Peak

Note:

1. " *", means this data is the worst emission level.
2. C.F (Correction Factor) = Antenna Factor (dB)+ Cable Loss (dB) – Preamplifier(dB).
3. Measurement (dBuV/m) = Reading(dBuV) + C.F (Correction Factor).
4. The emission levels of other frequencies are very lower than the limit and not show in test report.

EUT	AX6000 8-Stream Wi-Fi 6 Router	Date of Test	2022-07-09
Factor	DRH18-E	Temp. / Humidity	25°C /65%
Polarity	Vertical	Site / Test Engineer	AC2 / Ares
Test Mode	802.11ax-20MHz_TX_Band3_CH 144_ANT 0+1+2+3	Test Voltage	AC 120V/60Hz

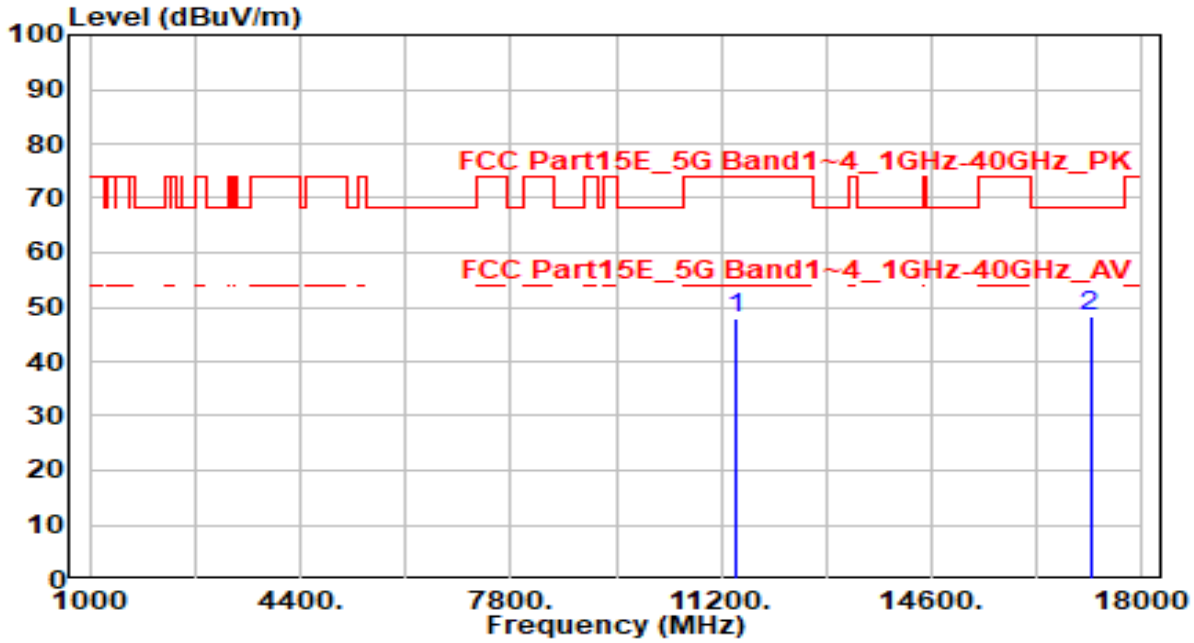

No		Frequency (MHz)	Reading (dBuV)	C.F (dB/m)	Measurement (dBuV/m)	Margin (dB)	Limit (dBuV/m)	Height (cm)	Angle (deg)	Remark (QP/PK/AV)
1		11440.000	42.04	5.97	48.01	-25.99	74.00	100	325	Peak
2	*	17160.000	42.38	5.98	48.36	-19.84	68.20	100	245	Peak

Note:

1. " *", means this data is the worst emission level.
2. C.F (Correction Factor) = Antenna Factor (dB)+ Cable Loss (dB) – Preamplifier(dB).
3. Measurement (dBuV/m) = Reading(dBuV) + C.F (Correction Factor).
4. The emission levels of other frequencies are very lower than the limit and not show in test report.

EUT	AX6000 8-Stream Wi-Fi 6 Router	Date of Test	2022-07-09
Factor	DRH18-E	Temp. / Humidity	25°C /65%
Polarity	Horizontal	Site / Test Engineer	AC2 / Ares
Test Mode	802.11ax-20MHz_TX_Band4_CH 149_ANT 0+1+2+3	Test Voltage	AC 120V/60Hz

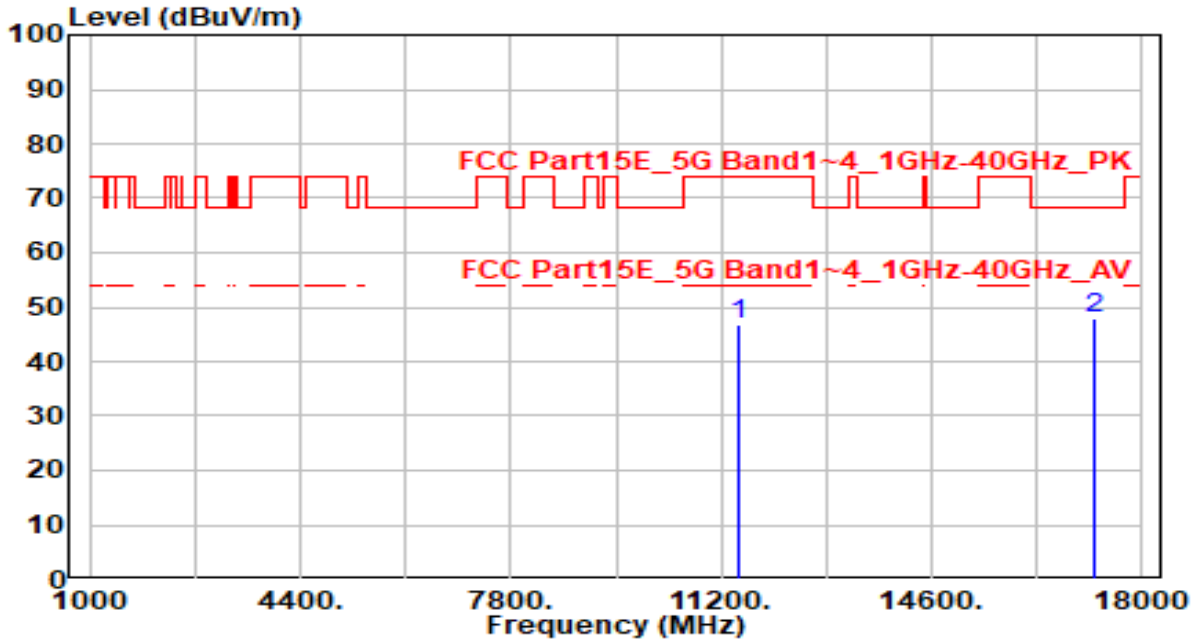

No		Frequency (MHz)	Reading (dBuV)	C.F (dB/m)	Measurement (dBuV/m)	Margin (dB)	Limit (dBuV/m)	Height (cm)	Angle (deg)	Remark (QP/PK/AV)
1		11490.000	40.70	5.94	46.64	-27.36	74.00	100	30	Peak
2	*	17235.000	42.32	5.78	48.11	-20.09	68.20	100	240	Peak

Note:

1. " *", means this data is the worst emission level.
2. C.F (Correction Factor) = Antenna Factor (dB)+ Cable Loss (dB) – Preamplifier(dB).
3. Measurement (dBuV/m) = Reading(dBuV) + C.F (Correction Factor).
4. The emission levels of other frequencies are very lower than the limit and not show in test report.

EUT	AX6000 8-Stream Wi-Fi 6 Router	Date of Test	2022-07-09
Factor	DRH18-E	Temp. / Humidity	25°C /65%
Polarity	Vertical	Site / Test Engineer	AC2 / Ares
Test Mode	802.11ax-20MHz_TX_Band4_CH 149_ANT 0+1+2+3	Test Voltage	AC 120V/60Hz

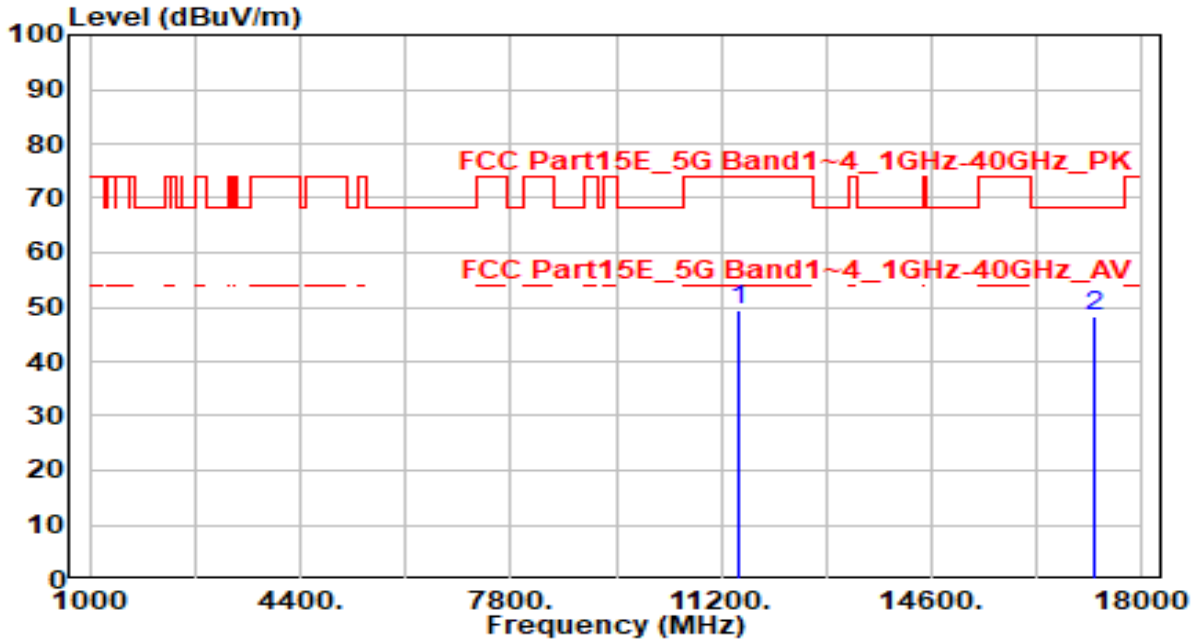

No		Frequency (MHz)	Reading (dBuV)	C.F (dB/m)	Measurement (dBuV/m)	Margin (dB)	Limit (dBuV/m)	Height (cm)	Angle (deg)	Remark (QP/PK/AV)
1		11490.000	43.32	5.94	49.27	-24.73	74.00	100	145	Peak
2	*	17235.000	42.57	5.78	48.35	-19.85	68.20	100	345	Peak

Note:

1. " *", means this data is the worst emission level.
2. C.F (Correction Factor) = Antenna Factor (dB)+ Cable Loss (dB) – Preamplifier(dB).
3. Measurement (dBuV/m) = Reading(dBuV) + C.F (Correction Factor).
4. The emission levels of other frequencies are very lower than the limit and not show in test report.

EUT	AX6000 8-Stream Wi-Fi 6 Router	Date of Test	2022-07-09
Factor	DRH18-E	Temp. / Humidity	25°C /65%
Polarity	Horizontal	Site / Test Engineer	AC2 / Ares
Test Mode	802.11ax-20MHz_TX_Band4_CH 157_ANT 0+1+2+3	Test Voltage	AC 120V/60Hz

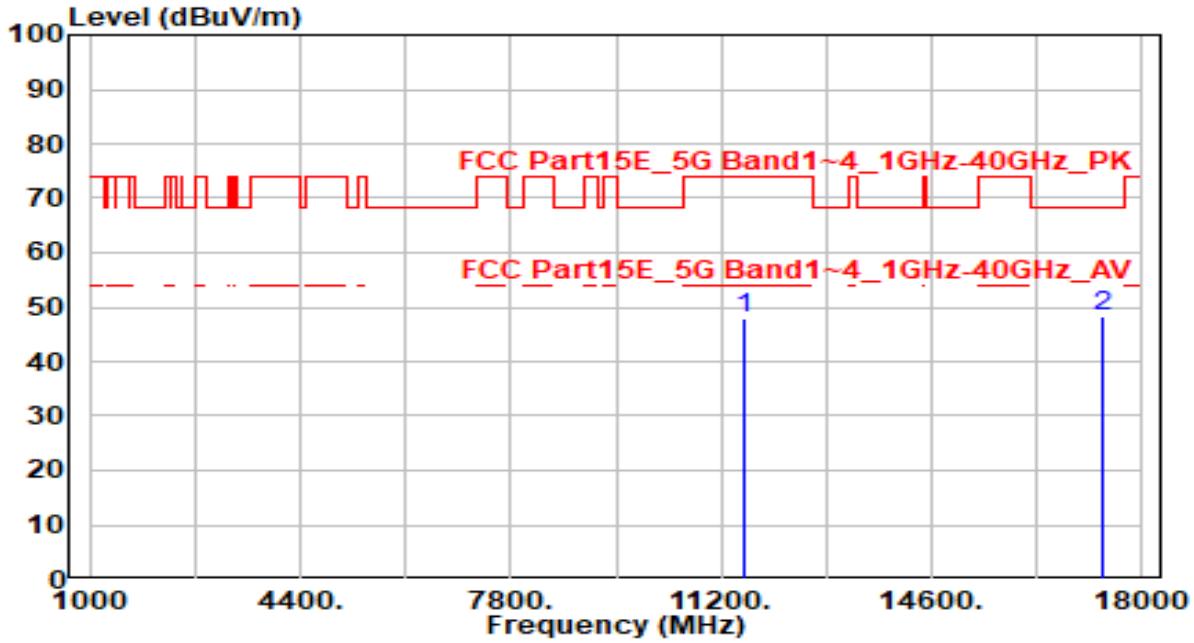

No		Frequency (MHz)	Reading (dBuV)	C.F (dB/m)	Measurement (dBuV/m)	Margin (dB)	Limit (dBuV/m)	Height (cm)	Angle (deg)	Remark (QP/PK/AV)
1		11570.000	41.83	5.91	47.75	-26.25	74.00	100	285	Peak
2	*	17355.000	42.80	5.54	48.34	-19.86	68.20	100	135	Peak

Note:

1. " *", means this data is the worst emission level.
2. C.F (Correction Factor) = Antenna Factor (dB)+ Cable Loss (dB) – Preamplifier(dB).
3. Measurement (dBuV/m) = Reading(dBuV) + C.F (Correction Factor).
4. The emission levels of other frequencies are very lower than the limit and not show in test report.

EUT	AX6000 8-Stream Wi-Fi 6 Router	Date of Test	2022-07-09
Factor	DRH18-E	Temp. / Humidity	25°C /65%
Polarity	Vertical	Site / Test Engineer	AC2 / Ares
Test Mode	802.11ax-20MHz_TX_Band4_CH 157_ANT 0+1+2+3	Test Voltage	AC 120V/60Hz

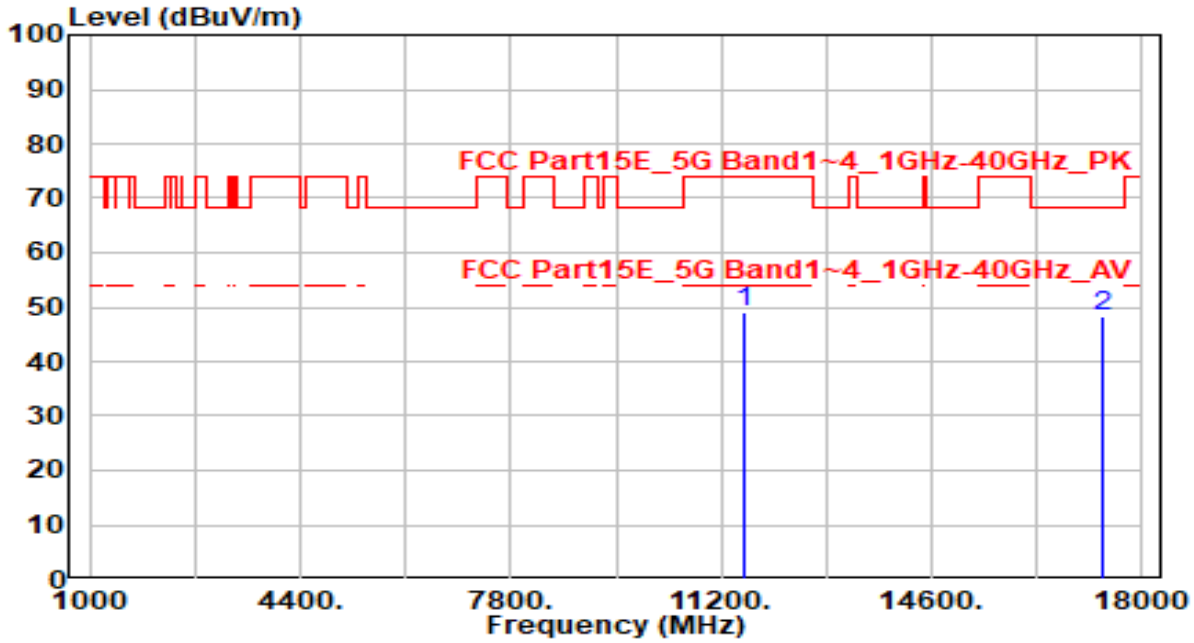

No		Frequency (MHz)	Reading (dBuV)	C.F (dB/m)	Measurement (dBuV/m)	Margin (dB)	Limit (dBuV/m)	Height (cm)	Angle (deg)	Remark (QP/PK/AV)
1		11570.000	43.12	5.91	49.04	-24.96	74.00	100	145	Peak
2	*	17355.000	42.68	5.54	48.21	-19.99	68.20	100	95	Peak

Note:

1. " *", means this data is the worst emission level.
2. C.F (Correction Factor) = Antenna Factor (dB)+ Cable Loss (dB) – Preamplifier(dB).
3. Measurement (dBuV/m) = Reading(dBuV) + C.F (Correction Factor).
4. The emission levels of other frequencies are very lower than the limit and not show in test report.

EUT	AX6000 8-Stream Wi-Fi 6 Router	Date of Test	2022-07-09
Factor	DRH18-E	Temp. / Humidity	25°C /65%
Polarity	Horizontal	Site / Test Engineer	AC2 / Ares
Test Mode	802.11ax-20MHz_TX_Band4_CH 165_ANT 0+1+2+3	Test Voltage	AC 120V/60Hz

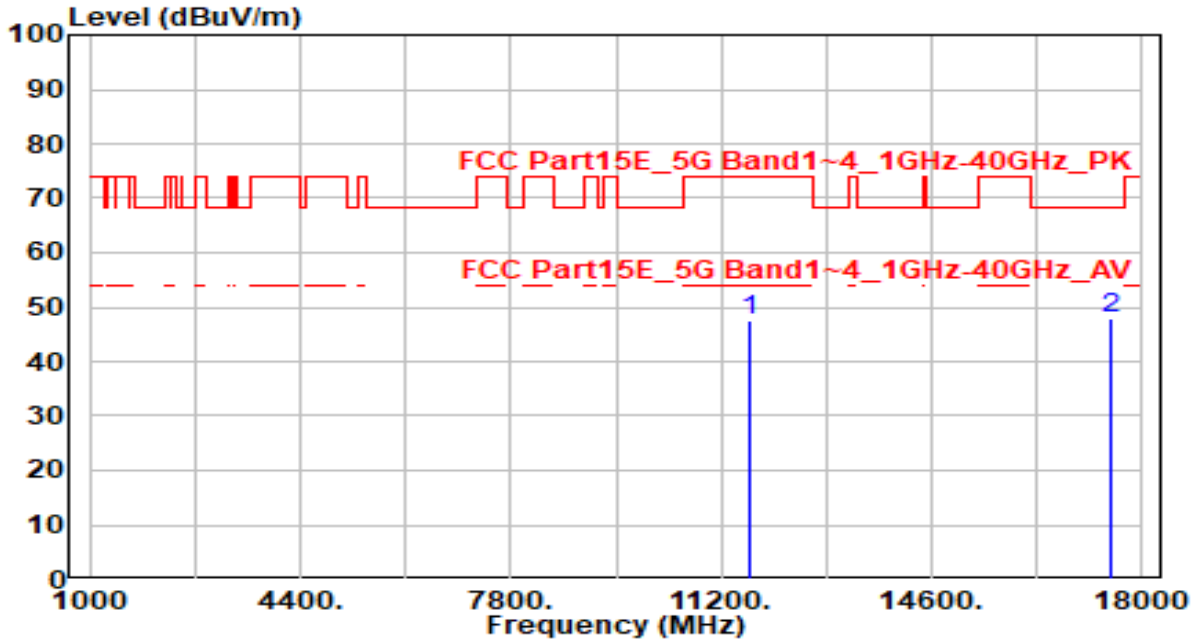

No		Frequency (MHz)	Reading (dBuV)	C.F (dB/m)	Measurement (dBuV/m)	Margin (dB)	Limit (dBuV/m)	Height (cm)	Angle (deg)	Remark (QP/PK/AV)
1		11650.000	41.80	5.86	47.66	-26.34	74.00	100	230	Peak
2	*	17475.000	42.54	5.44	47.98	-20.22	68.20	100	45	Peak

Note:

1. " *", means this data is the worst emission level.
2. C.F (Correction Factor) = Antenna Factor (dB)+ Cable Loss (dB) – Preamplifier(dB).
3. Measurement (dBuV/m) = Reading(dBuV) + C.F (Correction Factor).
4. The emission levels of other frequencies are very lower than the limit and not show in test report.

EUT	AX6000 8-Stream Wi-Fi 6 Router	Date of Test	2022-07-09
Factor	DRH18-E	Temp. / Humidity	25°C /65%
Polarity	Vertical	Site / Test Engineer	AC2 / Ares
Test Mode	802.11ax-20MHz_TX_Band4_CH 165_ANT 0+1+2+3	Test Voltage	AC 120V/60Hz

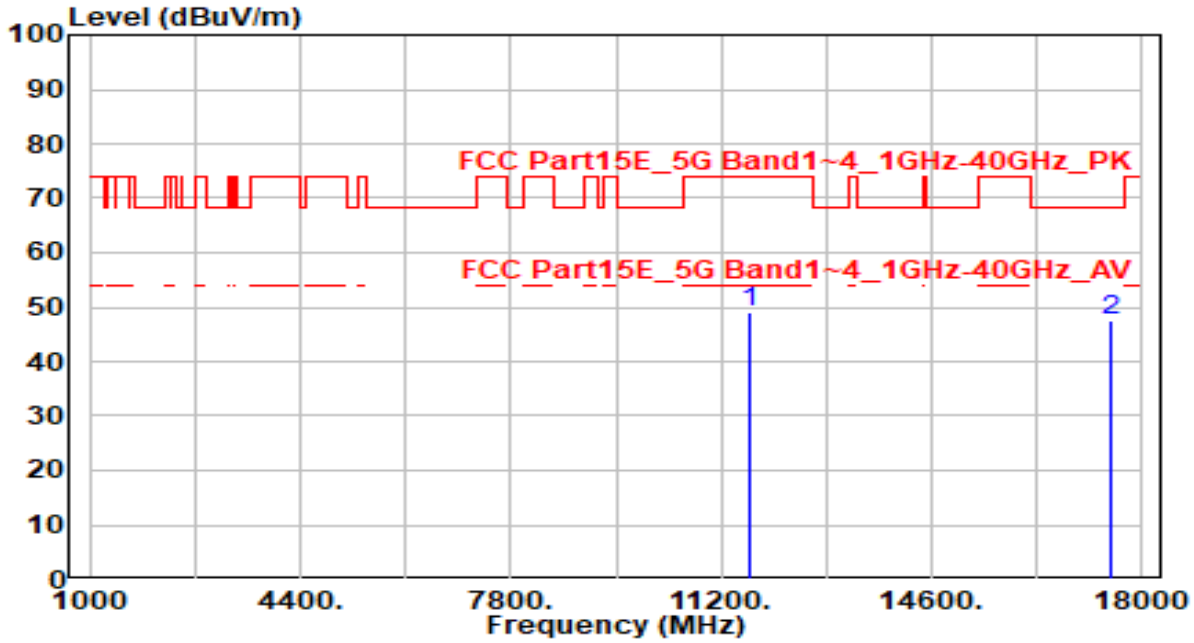

No		Frequency (MHz)	Reading (dBuV)	C.F (dB/m)	Measurement (dBuV/m)	Margin (dB)	Limit (dBuV/m)	Height (cm)	Angle (deg)	Remark (QP/PK/AV)
1		11650.000	43.16	5.86	49.01	-24.99	74.00	100	150	Peak
2	*	17475.000	42.11	5.44	47.54	-20.66	68.20	100	0	Peak

Note:

1. " *", means this data is the worst emission level.
2. C.F (Correction Factor) = Antenna Factor (dB)+ Cable Loss (dB) – Preamplifier(dB).
3. Measurement (dBuV/m) = Reading(dBuV) + C.F (Correction Factor).
4. The emission levels of other frequencies are very lower than the limit and not show in test report.

EUT	AX6000 8-Stream Wi-Fi 6 Router	Date of Test	2022-07-09
Factor	DRH18-E	Temp. / Humidity	25°C /65%
Polarity	Horizontal	Site / Test Engineer	AC2 / Ares
Test Mode	802.11ax-40MHz_TX_Band1_CH 38_ANT 0+1+2+3	Test Voltage	AC 110V/60Hz

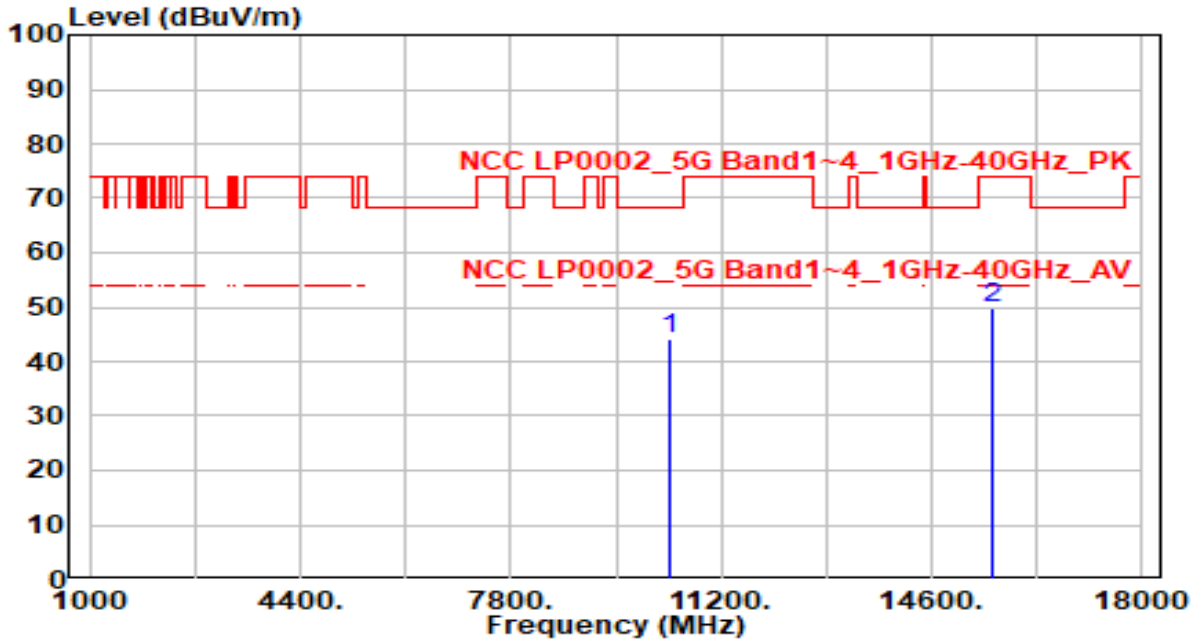

No		Frequency (MHz)	Reading (dBuV)	C.F (dB/m)	Measurement (dBuV/m)	Margin (dB)	Limit (dBuV/m)	Height (cm)	Angle (deg)	Remark (QP/PK/AV)
1	*	10380.000	38.77	5.30	44.07	-24.13	68.20	100	360	Peak
2		15570.000	43.27	6.41	49.69	-24.31	74.00	100	295	Peak

Note:

1. " *", means this data is the worst emission level.
2. C.F (Correction Factor) = Antenna Factor (dB)+ Cable Loss (dB) – Preamplifier(dB).
3. Measurement (dBuV/m) = Reading(dBuV) + C.F (Correction Factor).
4. The emission levels of other frequencies are very lower than the limit and not show in test report.

EUT	AX6000 8-Stream Wi-Fi 6 Router	Date of Test	2022-07-09
Factor	DRH18-E	Temp. / Humidity	25°C /65%
Polarity	Vertical	Site / Test Engineer	AC2 / Ares
Test Mode	802.11ax-40MHz_TX_Band1_CH 38_ANT 0+1+2+3	Test Voltage	AC 110V/60Hz

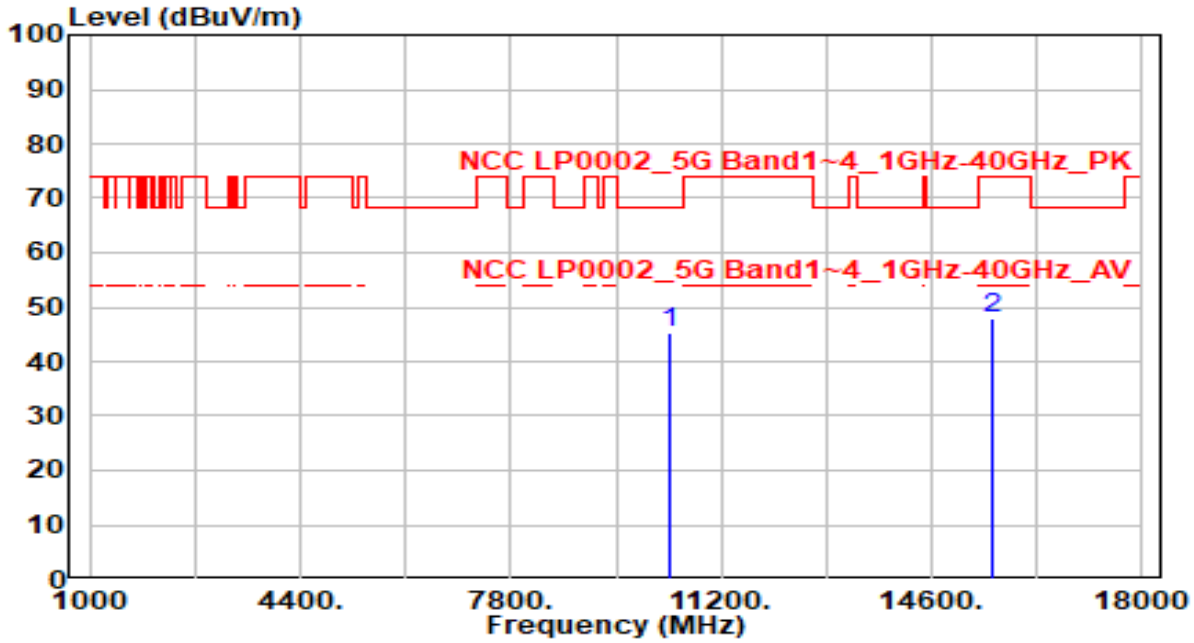

No		Frequency (MHz)	Reading (dBuV)	C.F (dB/m)	Measurement (dBuV/m)	Margin (dB)	Limit (dBuV/m)	Height (cm)	Angle (deg)	Remark (QP/PK/AV)
1	*	10380.000	40.09	5.30	45.39	-22.81	68.20	100	160	Peak
2		15570.000	41.52	6.41	47.94	-26.06	74.00	100	120	Peak

Note:

1. " *", means this data is the worst emission level.
2. C.F (Correction Factor) = Antenna Factor (dB)+ Cable Loss (dB) – Preamplifier(dB).
3. Measurement (dBuV/m) = Reading(dBuV) + C.F (Correction Factor).
4. The emission levels of other frequencies are very lower than the limit and not show in test report.

EUT	AX6000 8-Stream Wi-Fi 6 Router	Date of Test	2022-07-09
Factor	DRH18-E	Temp. / Humidity	25°C /65%
Polarity	Horizontal	Site / Test Engineer	AC2 / Ares
Test Mode	802.11ax-40MHz_TX_Band1_CH 46_ANT 0+1+2+3	Test Voltage	AC 110V/60Hz

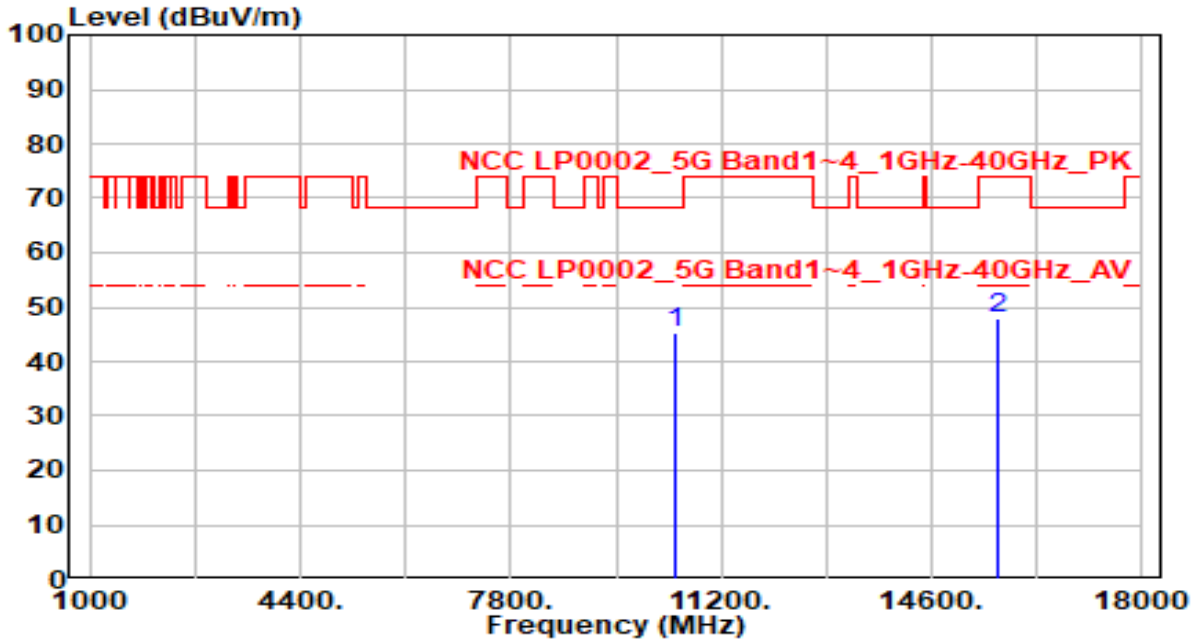

No		Frequency (MHz)	Reading (dBuV)	C.F (dB/m)	Measurement (dBuV/m)	Margin (dB)	Limit (dBuV/m)	Height (cm)	Angle (deg)	Remark (QP/PK/AV)
1	*	10460.000	40.17	5.27	45.44	-22.76	68.20	100	5	Peak
2		15690.000	41.37	6.63	47.99	-26.01	74.00	100	360	Peak

Note:

1. " *", means this data is the worst emission level.
2. C.F (Correction Factor) = Antenna Factor (dB)+ Cable Loss (dB) – Preamplifier(dB).
3. Measurement (dBuV/m) = Reading(dBuV) + C.F (Correction Factor).
4. The emission levels of other frequencies are very lower than the limit and not show in test report.

EUT	AX6000 8-Stream Wi-Fi 6 Router	Date of Test	2022-07-09
Factor	DRH18-E	Temp. / Humidity	25°C /65%
Polarity	Vertical	Site / Test Engineer	AC2 / Ares
Test Mode	802.11ax-40MHz_TX_Band1_CH 46_ANT 0+1+2+3	Test Voltage	AC 110V/60Hz

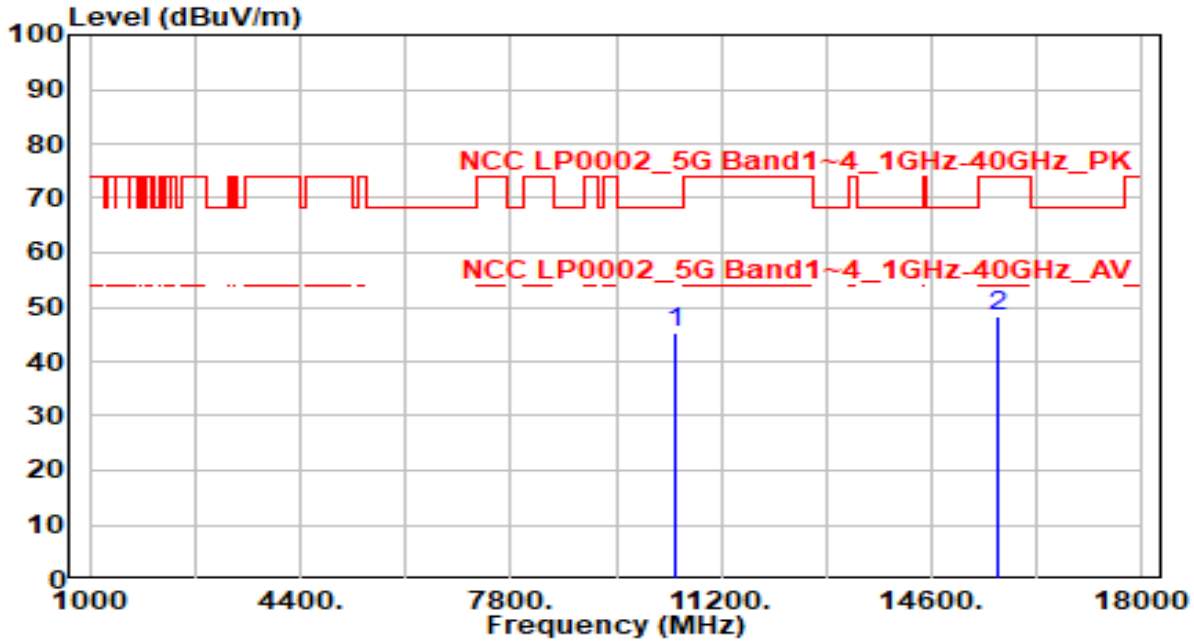

No		Frequency (MHz)	Reading (dBuV)	C.F (dB/m)	Measurement (dBuV/m)	Margin (dB)	Limit (dBuV/m)	Height (cm)	Angle (deg)	Remark (QP/PK/AV)
1	*	10460.000	40.12	5.27	45.39	-22.81	68.20	100	175	Peak
2		15690.000	41.82	6.63	48.45	-25.55	74.00	100	125	Peak

Note:

1. " *", means this data is the worst emission level.
2. C.F (Correction Factor) = Antenna Factor (dB)+ Cable Loss (dB) – Preamplifier(dB).
3. Measurement (dBuV/m) = Reading(dBuV) + C.F (Correction Factor).
4. The emission levels of other frequencies are very lower than the limit and not show in test report.

EUT	AX6000 8-Stream Wi-Fi 6 Router	Date of Test	2022-07-09
Factor	DRH18-E	Temp. / Humidity	25°C /65%
Polarity	Horizontal	Site / Test Engineer	AC2 / Ares
Test Mode	802.11ax-40MHz_TX_Band2_CH 54_ANT 0+1+2+3	Test Voltage	AC 120V/60Hz

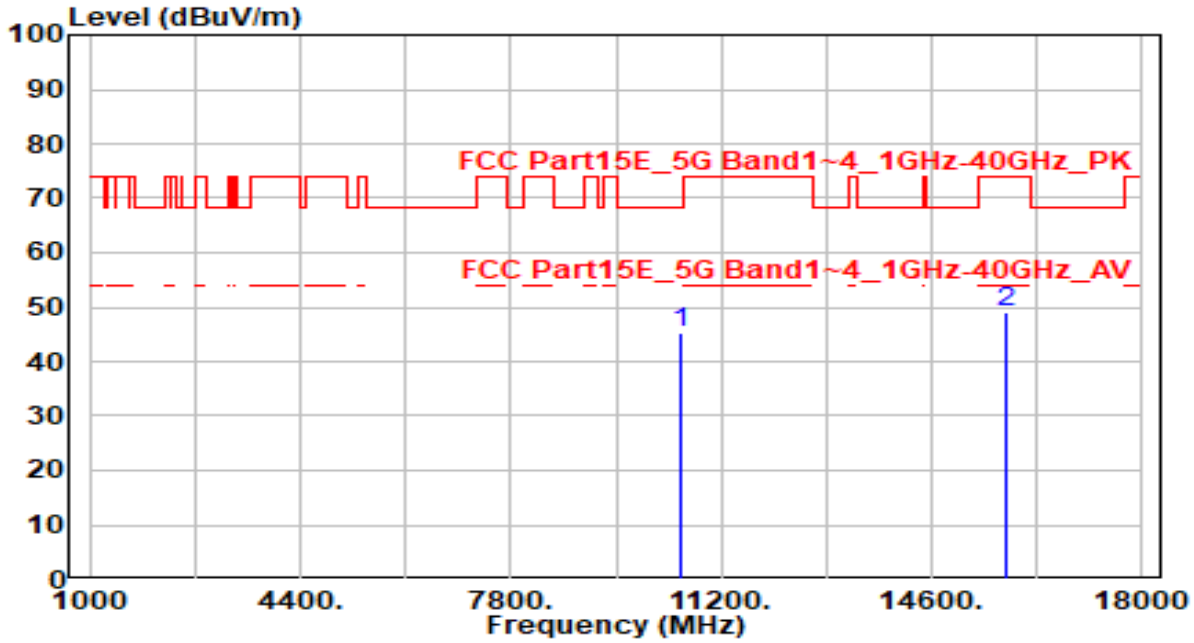

No		Frequency (MHz)	Reading (dBuV)	C.F (dB/m)	Measurement (dBuV/m)	Margin (dB)	Limit (dBuV/m)	Height (cm)	Angle (deg)	Remark (QP/PK/AV)
1	*	10540.000	39.90	5.25	45.15	-23.05	68.20	100	360	Peak
2		15810.000	42.28	6.88	49.17	-24.83	74.00	100	80	Peak

Note:

1. " *", means this data is the worst emission level.
2. C.F (Correction Factor) = Antenna Factor (dB)+ Cable Loss (dB) – Preamplifier(dB).
3. Measurement (dBuV/m) = Reading(dBuV) + C.F (Correction Factor).
4. The emission levels of other frequencies are very lower than the limit and not show in test report.

EUT	AX6000 8-Stream Wi-Fi 6 Router	Date of Test	2022-07-09
Factor	DRH18-E	Temp. / Humidity	25°C /65%
Polarity	Vertical	Site / Test Engineer	AC2 / Ares
Test Mode	802.11ax-40MHz_TX_Band2_CH 54_ANT 0+1+2+3	Test Voltage	AC 120V/60Hz

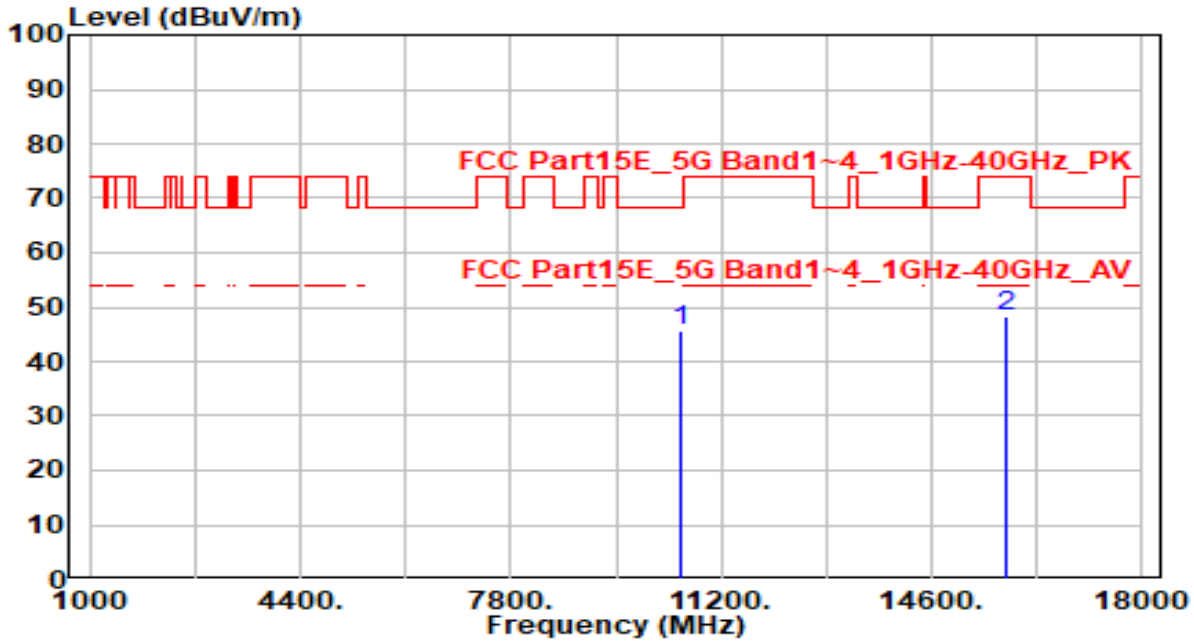

No		Frequency (MHz)	Reading (dBuV)	C.F (dB/m)	Measurement (dBuV/m)	Margin (dB)	Limit (dBuV/m)	Height (cm)	Angle (deg)	Remark (QP/PK/AV)
1	*	10540.000	40.58	5.25	45.83	-22.37	68.20	100	215	Peak
2		15810.000	41.52	6.88	48.41	-25.59	74.00	100	90	Peak

Note:

1. " *", means this data is the worst emission level.
2. C.F (Correction Factor) = Antenna Factor (dB)+ Cable Loss (dB) – Preamplifier(dB).
3. Measurement (dBuV/m) = Reading(dBuV) + C.F (Correction Factor).
4. The emission levels of other frequencies are very lower than the limit and not show in test report.

EUT	AX6000 8-Stream Wi-Fi 6 Router	Date of Test	2022-07-09
Factor	DRH18-E	Temp. / Humidity	25°C /65%
Polarity	Horizontal	Site / Test Engineer	AC2 / Ares
Test Mode	802.11ax-40MHz_TX_Band2_CH 62_ANT 0+1+2+3	Test Voltage	AC 120V/60Hz

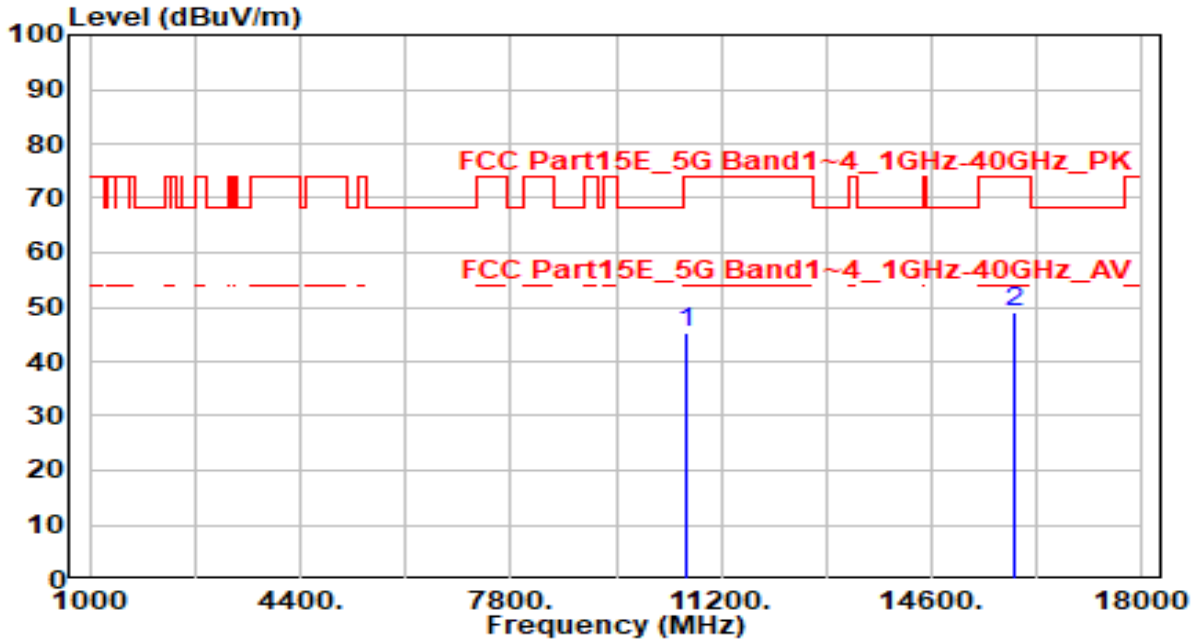

No		Frequency (MHz)	Reading (dBuV)	C.F (dB/m)	Measurement (dBuV/m)	Margin (dB)	Limit (dBuV/m)	Height (cm)	Angle (deg)	Remark (QP/PK/AV)
1		10620.000	40.17	5.26	45.43	-28.57	74.00	100	240	Peak
2	*	15930.000	42.21	6.98	49.19	-24.81	74.00	100	75	Peak

Note:

1. " *", means this data is the worst emission level.
2. C.F (Correction Factor) = Antenna Factor (dB)+ Cable Loss (dB) – Preamplifier(dB).
3. Measurement (dBuV/m) = Reading(dBuV) + C.F (Correction Factor).
4. The emission levels of other frequencies are very lower than the limit and not show in test report.

EUT	AX6000 8-Stream Wi-Fi 6 Router	Date of Test	2022-07-09
Factor	DRH18-E	Temp. / Humidity	25°C /65%
Polarity	Vertical	Site / Test Engineer	AC2 / Ares
Test Mode	802.11ax-40MHz_TX_Band2_CH 62_ANT 0+1+2+3	Test Voltage	AC 120V/60Hz

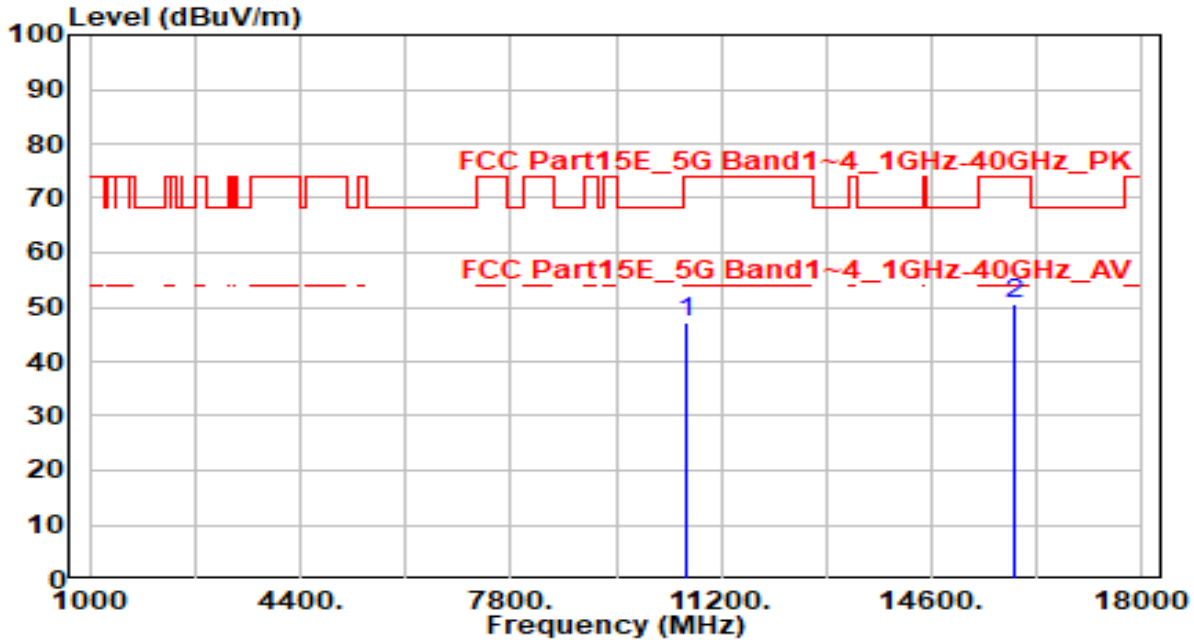

No		Frequency (MHz)	Reading (dBuV)	C.F (dB/m)	Measurement (dBuV/m)	Margin (dB)	Limit (dBuV/m)	Height (cm)	Angle (deg)	Remark (QP/PK/AV)
1		10620.000	41.89	5.26	47.16	-26.84	74.00	100	145	Peak
2	*	15930.000	43.45	6.98	50.42	-23.58	74.00	100	275	Peak

Note:

1. " *", means this data is the worst emission level.
2. C.F (Correction Factor) = Antenna Factor (dB)+ Cable Loss (dB) – Preamplifier(dB).
3. Measurement (dBuV/m) = Reading(dBuV) + C.F (Correction Factor).
4. The emission levels of other frequencies are very lower than the limit and not show in test report.

EUT	AX6000 8-Stream Wi-Fi 6 Router	Date of Test	2022-07-09
Factor	DRH18-E	Temp. / Humidity	25°C /65%
Polarity	Horizontal	Site / Test Engineer	AC2 / Ares
Test Mode	802.11ax-40MHz_TX_Band3_CH 102_ANT 0+1+2+3	Test Voltage	AC 120V/60Hz

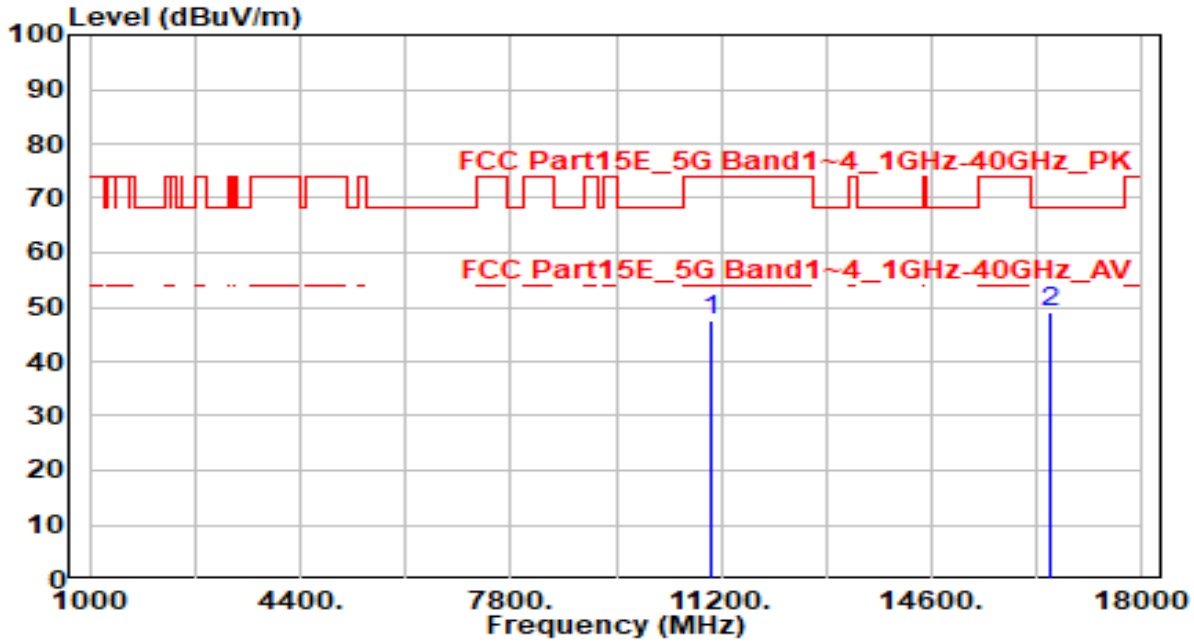

No		Frequency (MHz)	Reading (dBuV)	C.F (dB/m)	Measurement (dBuV/m)	Margin (dB)	Limit (dBuV/m)	Height (cm)	Angle (deg)	Remark (QP/PK/AV)
1		11020.000	42.01	5.58	47.59	-26.41	74.00	100	0	Peak
2	*	16530.000	41.66	7.39	49.05	-19.15	68.20	100	360	Peak

Note:

1. " *", means this data is the worst emission level.
2. C.F (Correction Factor) = Antenna Factor (dB)+ Cable Loss (dB) – Preamplifier(dB).
3. Measurement (dBuV/m) = Reading(dBuV) + C.F (Correction Factor).
4. The emission levels of other frequencies are very lower than the limit and not show in test report.

EUT	AX6000 8-Stream Wi-Fi 6 Router	Date of Test	2022-07-09
Factor	DRH18-E	Temp. / Humidity	25°C /65%
Polarity	Vertical	Site / Test Engineer	AC2 / Ares
Test Mode	802.11ax-40MHz_TX_Band3_CH 102_ANT 0+1+2+3	Test Voltage	AC 120V/60Hz

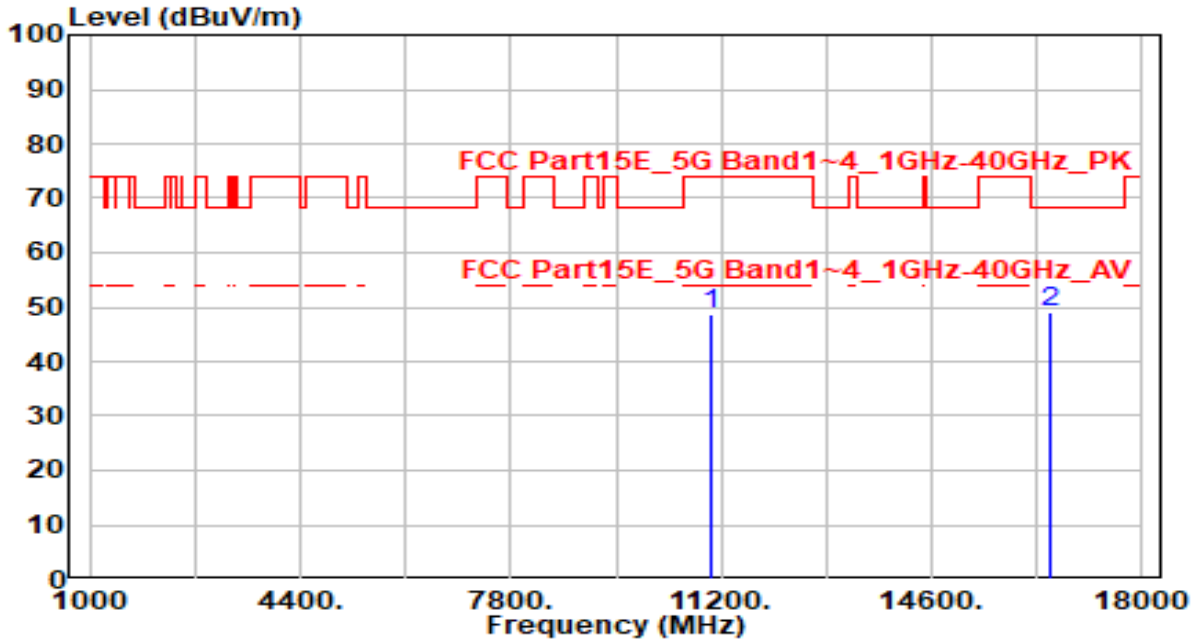

No		Frequency (MHz)	Reading (dBuV)	C.F (dB/m)	Measurement (dBuV/m)	Margin (dB)	Limit (dBuV/m)	Height (cm)	Angle (deg)	Remark (QP/PK/AV)
1		11020.000	43.28	5.58	48.86	-25.14	74.00	100	195	Peak
2	*	16530.000	41.56	7.39	48.96	-19.24	68.20	100	25	Peak

Note:

1. " *", means this data is the worst emission level.
2. C.F (Correction Factor) = Antenna Factor (dB)+ Cable Loss (dB) – Preamplifier(dB).
3. Measurement (dBuV/m) = Reading(dBuV) + C.F (Correction Factor).
4. The emission levels of other frequencies are very lower than the limit and not show in test report.

EUT	AX6000 8-Stream Wi-Fi 6 Router	Date of Test	2022-07-09
Factor	DRH18-E	Temp. / Humidity	25°C /65%
Polarity	Horizontal	Site / Test Engineer	AC2 / Ares
Test Mode	802.11ax-40MHz_TX_Band3_CH 110_ANT 0+1+2+3	Test Voltage	AC 120V/60Hz

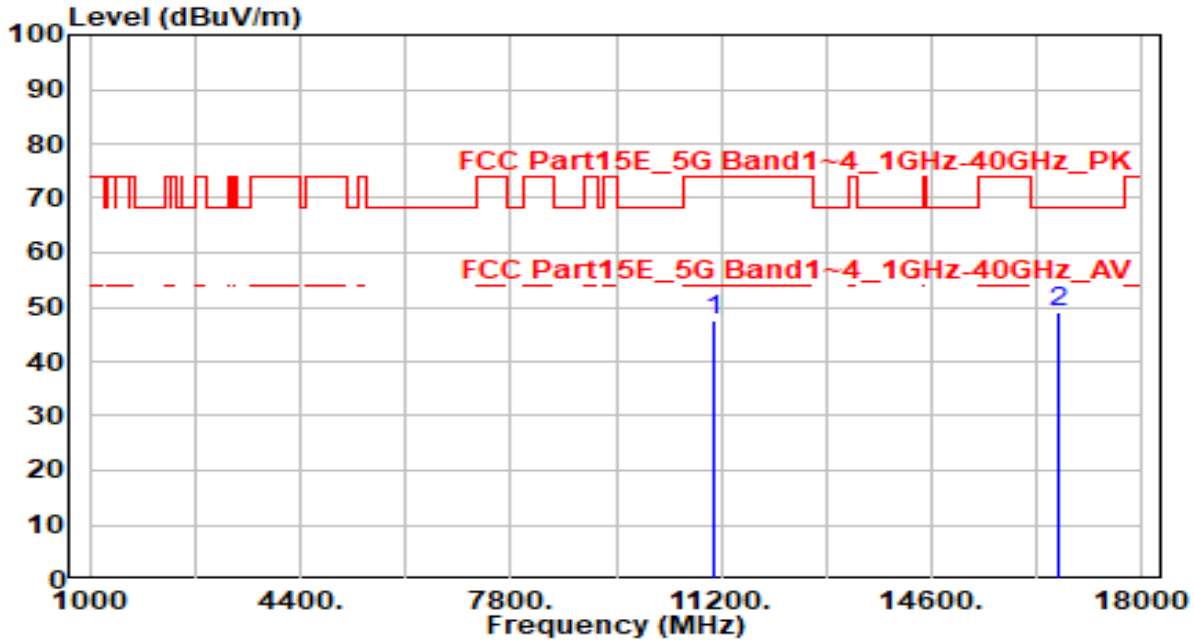

No		Frequency (MHz)	Reading (dBuV)	C.F (dB/m)	Measurement (dBuV/m)	Margin (dB)	Limit (dBuV/m)	Height (cm)	Angle (deg)	Remark (QP/PK/AV)
1		11100.000	41.78	5.67	47.45	-26.55	74.00	100	280	Peak
2	*	16650.000	41.66	7.58	49.23	-18.97	68.20	100	70	Peak

Note:

1. " *", means this data is the worst emission level.
2. C.F (Correction Factor) = Antenna Factor (dB)+ Cable Loss (dB) – Preamplifier(dB).
3. Measurement (dBuV/m) = Reading(dBuV) + C.F (Correction Factor).
4. The emission levels of other frequencies are very lower than the limit and not show in test report.

EUT	AX6000 8-Stream Wi-Fi 6 Router	Date of Test	2022-07-09
Factor	DRH18-E	Temp. / Humidity	25°C /65%
Polarity	Vertical	Site / Test Engineer	AC2 / Ares
Test Mode	802.11ax-40MHz_TX_Band3_CH 110_ANT 0+1+2+3	Test Voltage	AC 120V/60Hz

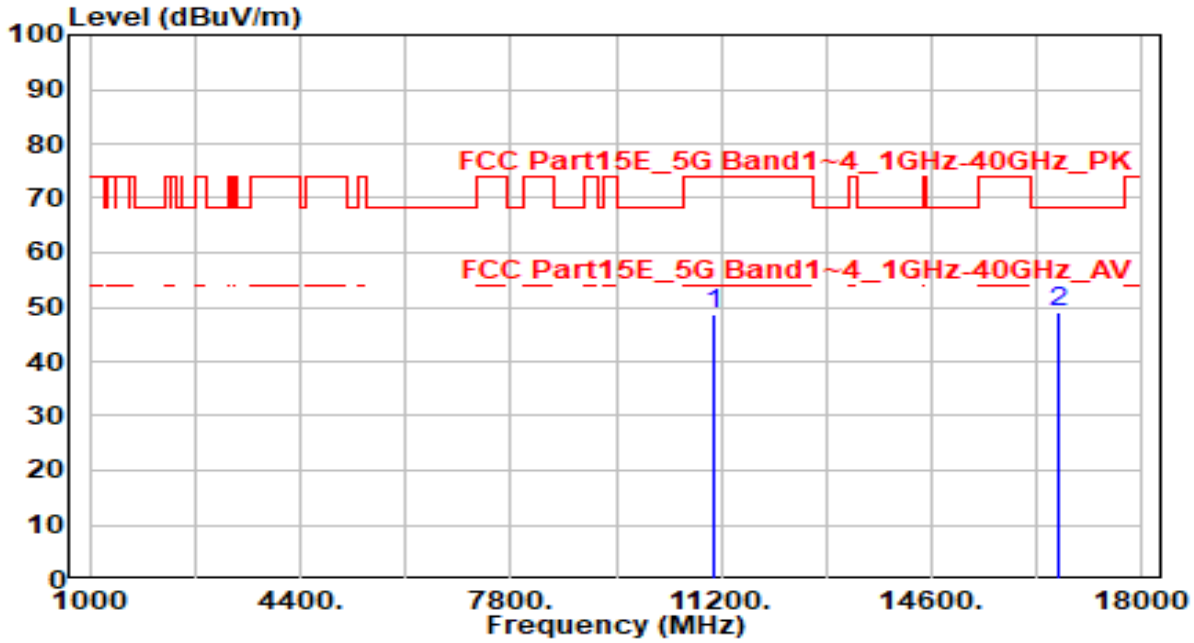

No		Frequency (MHz)	Reading (dBuV)	C.F (dB/m)	Measurement (dBuV/m)	Margin (dB)	Limit (dBuV/m)	Height (cm)	Angle (deg)	Remark (QP/PK/AV)
1		11100.000	43.08	5.67	48.74	-25.26	74.00	100	205	Peak
2	*	16650.000	41.36	7.58	48.93	-19.27	68.20	100	0	Peak

Note:

1. " *", means this data is the worst emission level.
2. C.F (Correction Factor) = Antenna Factor (dB)+ Cable Loss (dB) – Preamplifier(dB).
3. Measurement (dBuV/m) = Reading(dBuV) + C.F (Correction Factor).
4. The emission levels of other frequencies are very lower than the limit and not show in test report.

EUT	AX6000 8-Stream Wi-Fi 6 Router	Date of Test	2022-07-09
Factor	DRH18-E	Temp. / Humidity	25°C /65%
Polarity	Horizontal	Site / Test Engineer	AC2 / Ares
Test Mode	802.11ax-40MHz_TX_Band3_CH 134_ANT 0+1+2+3	Test Voltage	AC 120V/60Hz

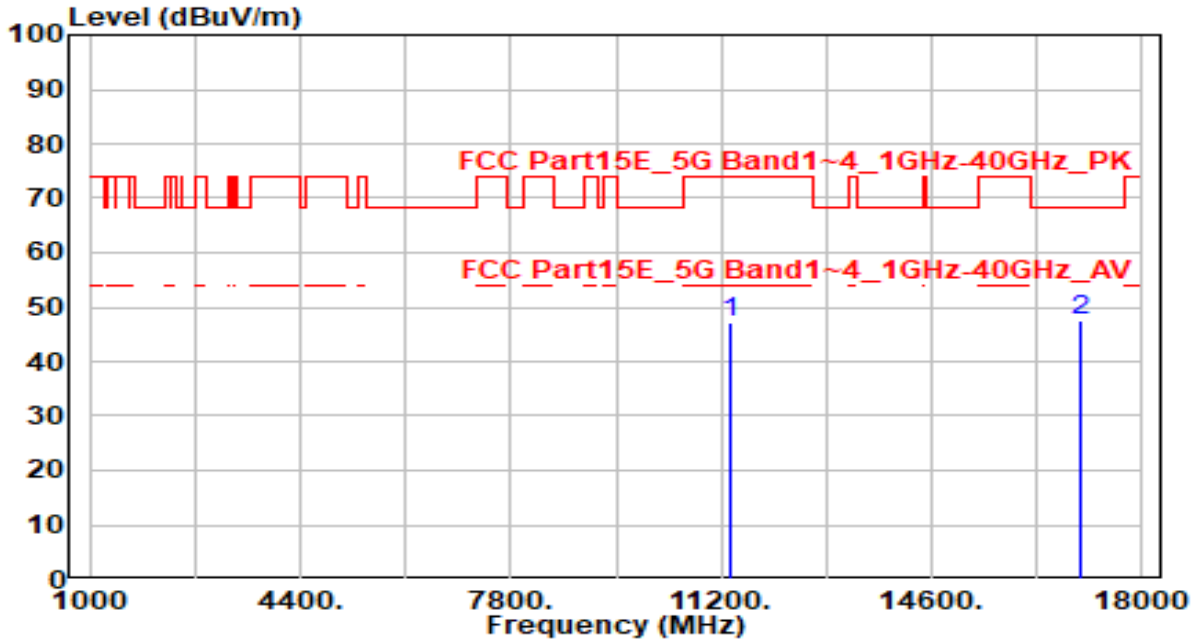

No		Frequency (MHz)	Reading (dBuV)	C.F (dB/m)	Measurement (dBuV/m)	Margin (dB)	Limit (dBuV/m)	Height (cm)	Angle (deg)	Remark (QP/PK/AV)
1		11340.000	41.35	5.92	47.27	-26.73	74.00	100	80	Peak
2	*	17010.000	41.26	6.44	47.70	-20.50	68.20	100	190	Peak

Note:

1. " *", means this data is the worst emission level.
2. C.F (Correction Factor) = Antenna Factor (dB)+ Cable Loss (dB) – Preamplifier(dB).
3. Measurement (dBuV/m) = Reading(dBuV) + C.F (Correction Factor).
4. The emission levels of other frequencies are very lower than the limit and not show in test report.

EUT	AX6000 8-Stream Wi-Fi 6 Router	Date of Test	2022-07-09
Factor	DRH18-E	Temp. / Humidity	25°C /65%
Polarity	Vertical	Site / Test Engineer	AC2 / Ares
Test Mode	802.11ax-40MHz_TX_Band3_CH 134_ANT 0+1+2+3	Test Voltage	AC 120V/60Hz

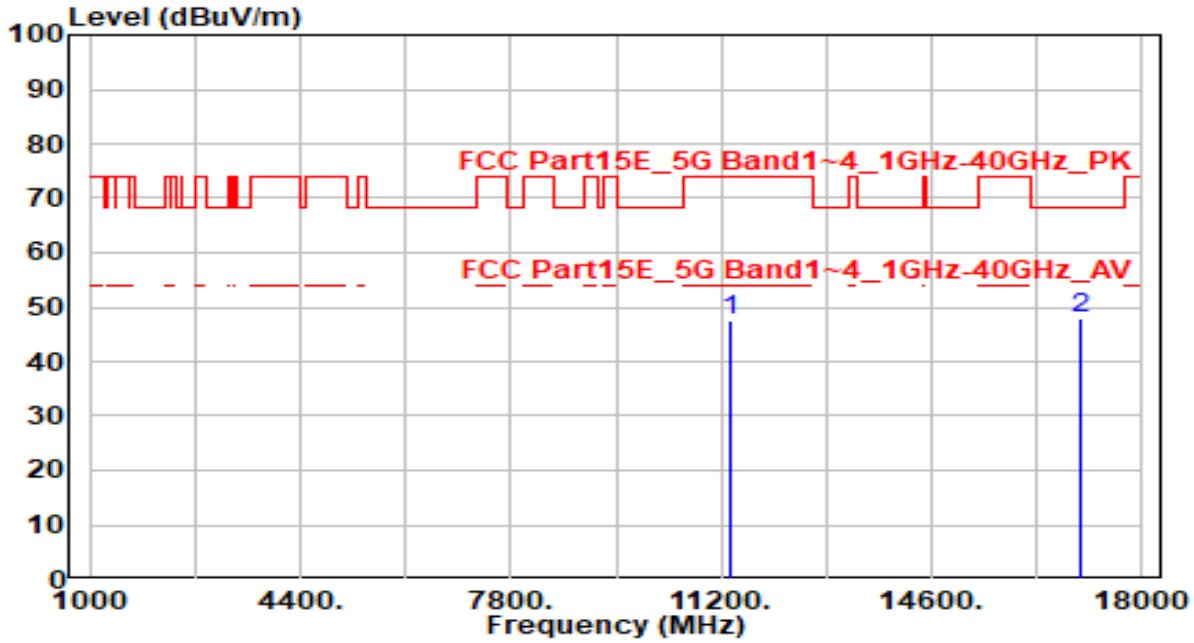

No		Frequency (MHz)	Reading (dBuV)	C.F (dB/m)	Measurement (dBuV/m)	Margin (dB)	Limit (dBuV/m)	Height (cm)	Angle (deg)	Remark (QP/PK/AV)
1		11340.000	41.69	5.92	47.61	-26.39	74.00	100	215	Peak
2	*	17010.000	41.67	6.44	48.10	-20.10	68.20	100	120	Peak

Note:

1. " *", means this data is the worst emission level.
2. C.F (Correction Factor) = Antenna Factor (dB)+ Cable Loss (dB) – Preamplifier(dB).
3. Measurement (dBuV/m) = Reading(dBuV) + C.F (Correction Factor).
4. The emission levels of other frequencies are very lower than the limit and not show in test report.

EUT	AX6000 8-Stream Wi-Fi 6 Router	Date of Test	2022-07-09
Factor	DRH18-E	Temp. / Humidity	25°C /65%
Polarity	Horizontal	Site / Test Engineer	AC2 / Ares
Test Mode	802.11ax-40MHz_TX_Band3_CH 142_ANT 0+1+2+3	Test Voltage	AC 120V/60Hz

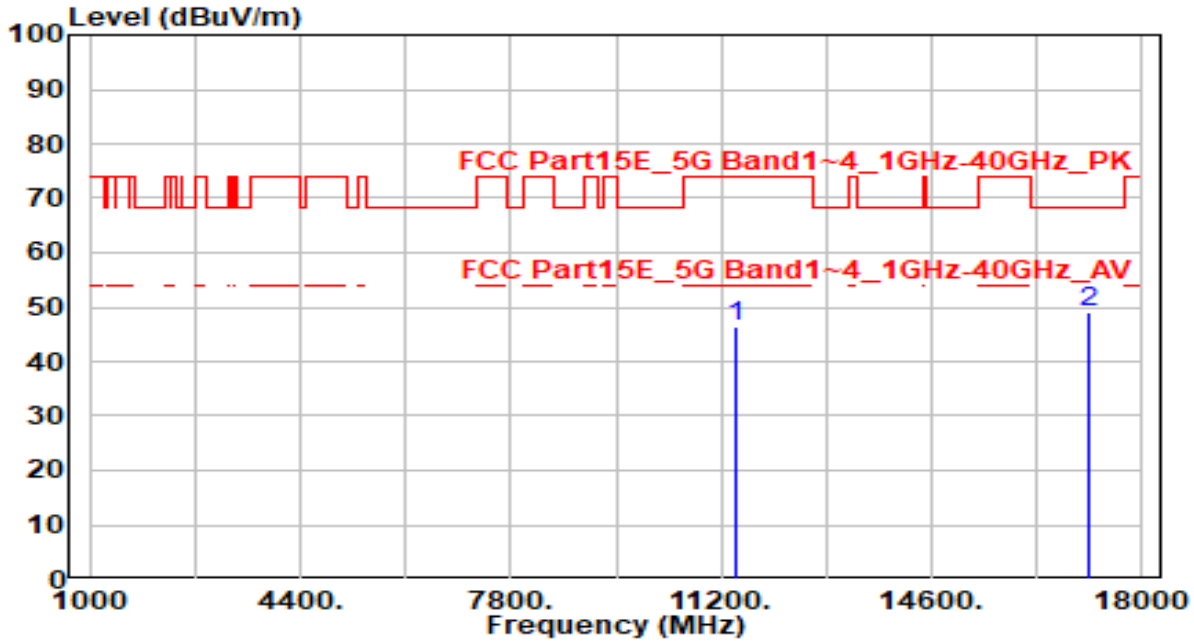

No		Frequency (MHz)	Reading (dBuV)	C.F (dB/m)	Measurement (dBuV/m)	Margin (dB)	Limit (dBuV/m)	Height (cm)	Angle (deg)	Remark (QP/PK/AV)
1		11420.000	40.48	5.98	46.46	-27.54	74.00	100	140	Peak
2	*	17130.000	42.97	6.07	49.04	-19.16	68.20	100	290	Peak

Note:

1. " *", means this data is the worst emission level.
2. C.F (Correction Factor) = Antenna Factor (dB)+ Cable Loss (dB) – Preamplifier(dB).
3. Measurement (dBuV/m) = Reading(dBuV) + C.F (Correction Factor).
4. The emission levels of other frequencies are very lower than the limit and not show in test report.

EUT	AX6000 8-Stream Wi-Fi 6 Router	Date of Test	2022-07-09
Factor	DRH18-E	Temp. / Humidity	25°C /65%
Polarity	Vertical	Site / Test Engineer	AC2 / Ares
Test Mode	802.11ax-40MHz_TX_Band3_CH 142_ANT 0+1+2+3	Test Voltage	AC 120V/60Hz

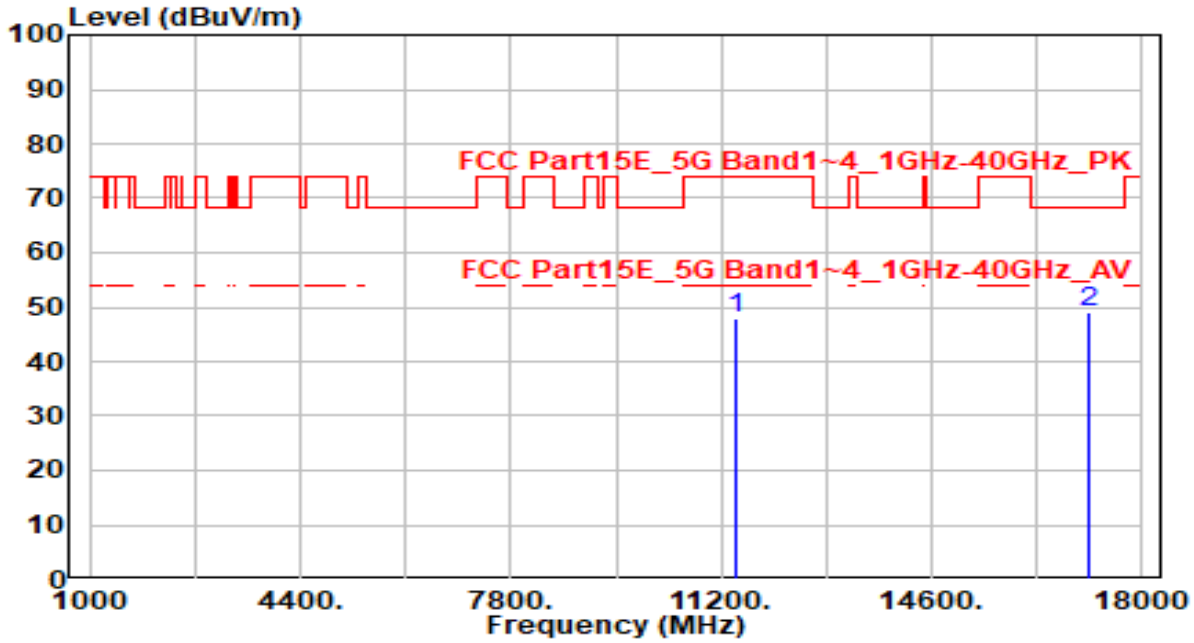

No		Frequency (MHz)	Reading (dBuV)	C.F (dB/m)	Measurement (dBuV/m)	Margin (dB)	Limit (dBuV/m)	Height (cm)	Angle (deg)	Remark (QP/PK/AV)
1		11420.000	41.94	5.98	47.91	-26.09	74.00	100	245	Peak
2	*	17130.000	43.13	6.07	49.20	-19.00	68.20	100	125	Peak

Note:

1. " *", means this data is the worst emission level.
2. C.F (Correction Factor) = Antenna Factor (dB)+ Cable Loss (dB) – Preamplifier(dB).
3. Measurement (dBuV/m) = Reading(dBuV) + C.F (Correction Factor).
4. The emission levels of other frequencies are very lower than the limit and not show in test report.

EUT	AX6000 8-Stream Wi-Fi 6 Router	Date of Test	2022-07-09
Factor	DRH18-E	Temp. / Humidity	25°C /65%
Polarity	Horizontal	Site / Test Engineer	AC2 / Ares
Test Mode	802.11ax-40MHz_TX_Band4_CH 151_ANT 0+1+2+3	Test Voltage	AC 120V/60Hz

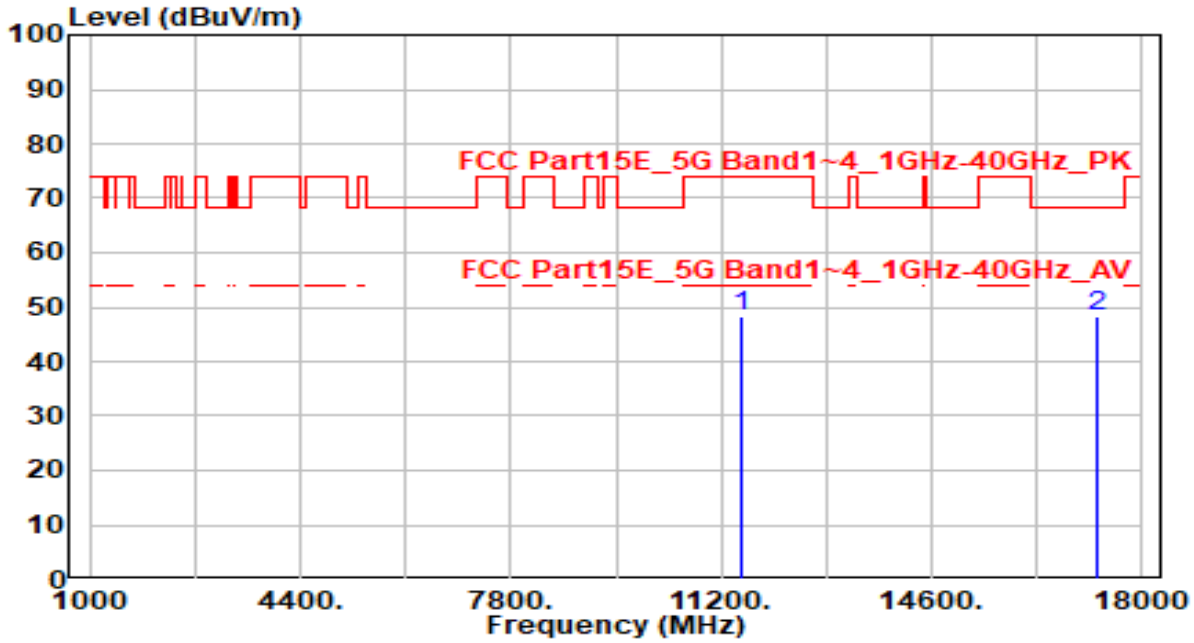

No		Frequency (MHz)	Reading (dBuV)	C.F (dB/m)	Measurement (dBuV/m)	Margin (dB)	Limit (dBuV/m)	Height (cm)	Angle (deg)	Remark (QP/PK/AV)
1		11510.000	42.29	5.94	48.23	-25.77	74.00	100	280	Peak
2	*	17265.000	42.61	5.72	48.34	-19.86	68.20	100	130	Peak

Note:

1. " *", means this data is the worst emission level.
2. C.F (Correction Factor) = Antenna Factor (dB)+ Cable Loss (dB) – Preamplifier(dB).
3. Measurement (dBuV/m) = Reading(dBuV) + C.F (Correction Factor).
4. The emission levels of other frequencies are very lower than the limit and not show in test report.

EUT	AX6000 8-Stream Wi-Fi 6 Router	Date of Test	2022-07-09
Factor	DRH18-E	Temp. / Humidity	25°C /65%
Polarity	Vertical	Site / Test Engineer	AC2 / Ares
Test Mode	802.11ax-40MHz_TX_Band4_CH 151_ANT 0+1+2+3	Test Voltage	AC 120V/60Hz

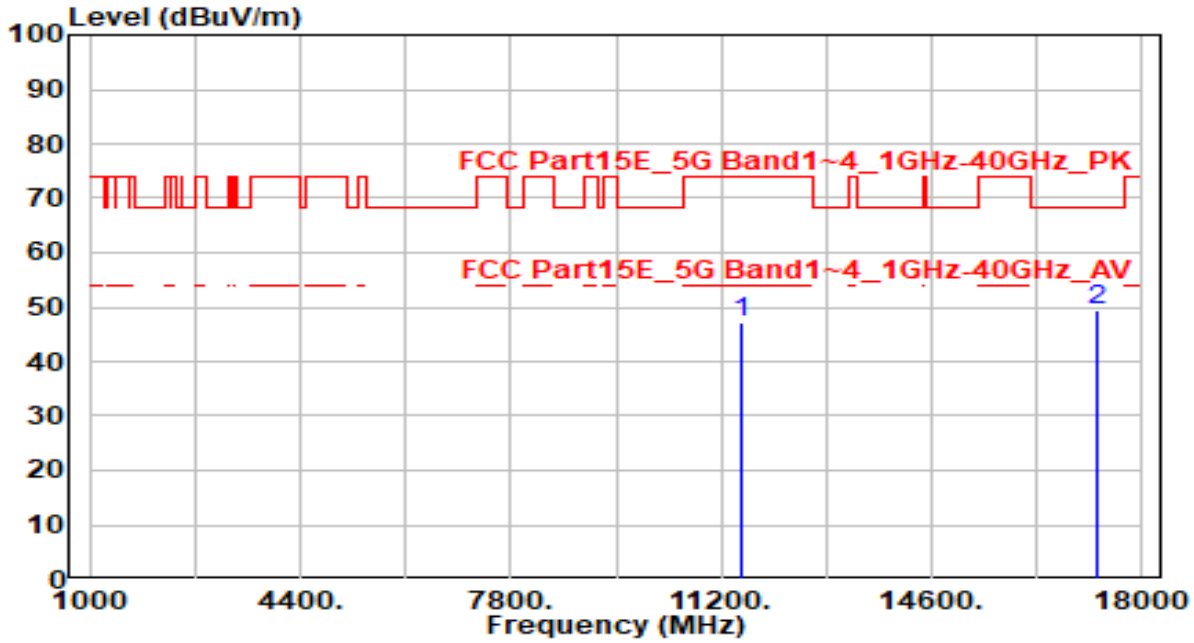

No		Frequency (MHz)	Reading (dBuV)	C.F (dB/m)	Measurement (dBuV/m)	Margin (dB)	Limit (dBuV/m)	Height (cm)	Angle (deg)	Remark (QP/PK/AV)
1		11510.000	41.20	5.94	47.14	-26.86	74.00	100	200	Peak
2	*	17265.000	43.55	5.72	49.27	-18.93	68.20	100	0	Peak

Note:

1. " *", means this data is the worst emission level.
2. C.F (Correction Factor) = Antenna Factor (dB)+ Cable Loss (dB) – Preamplifier(dB).
3. Measurement (dBuV/m) = Reading(dBuV) + C.F (Correction Factor).
4. The emission levels of other frequencies are very lower than the limit and not show in test report.

EUT	AX6000 8-Stream Wi-Fi 6 Router	Date of Test	2022-07-09
Factor	DRH18-E	Temp. / Humidity	25°C /65%
Polarity	Horizontal	Site / Test Engineer	AC2 / Ares
Test Mode	802.11ax-40MHz_TX_Band4_CH 159_ANT 0+1+2+3	Test Voltage	AC 120V/60Hz

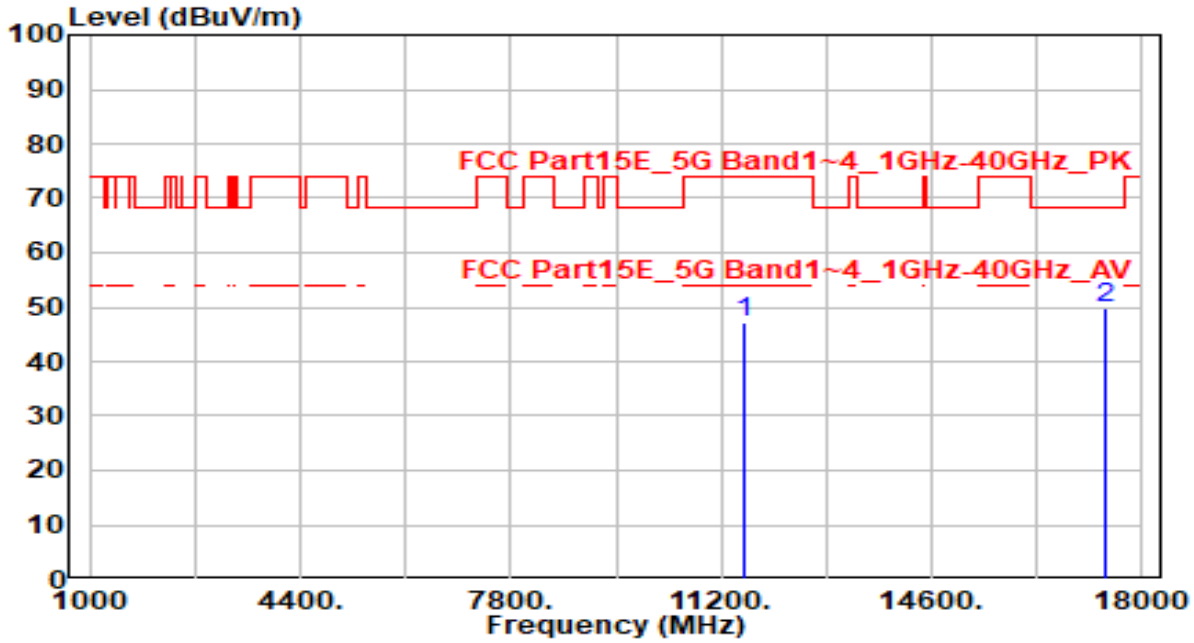

No		Frequency (MHz)	Reading (dBuV)	C.F (dB/m)	Measurement (dBuV/m)	Margin (dB)	Limit (dBuV/m)	Height (cm)	Angle (deg)	Remark (QP/PK/AV)
1		11590.000	41.32	5.90	47.23	-26.77	74.00	100	10	Peak
2	*	17385.000	44.23	5.47	49.71	-18.49	68.20	100	230	Peak

Note:

1. " *", means this data is the worst emission level.
2. C.F (Correction Factor) = Antenna Factor (dB)+ Cable Loss (dB) – Preamplifier(dB).
3. Measurement (dBuV/m) = Reading(dBuV) + C.F (Correction Factor).
4. The emission levels of other frequencies are very lower than the limit and not show in test report.

EUT	AX6000 8-Stream Wi-Fi 6 Router	Date of Test	2022-07-09
Factor	DRH18-E	Temp. / Humidity	25°C /65%
Polarity	Vertical	Site / Test Engineer	AC2 / Ares
Test Mode	802.11ax-40MHz_TX_Band4_CH 159_ANT 0+1+2+3	Test Voltage	AC 120V/60Hz

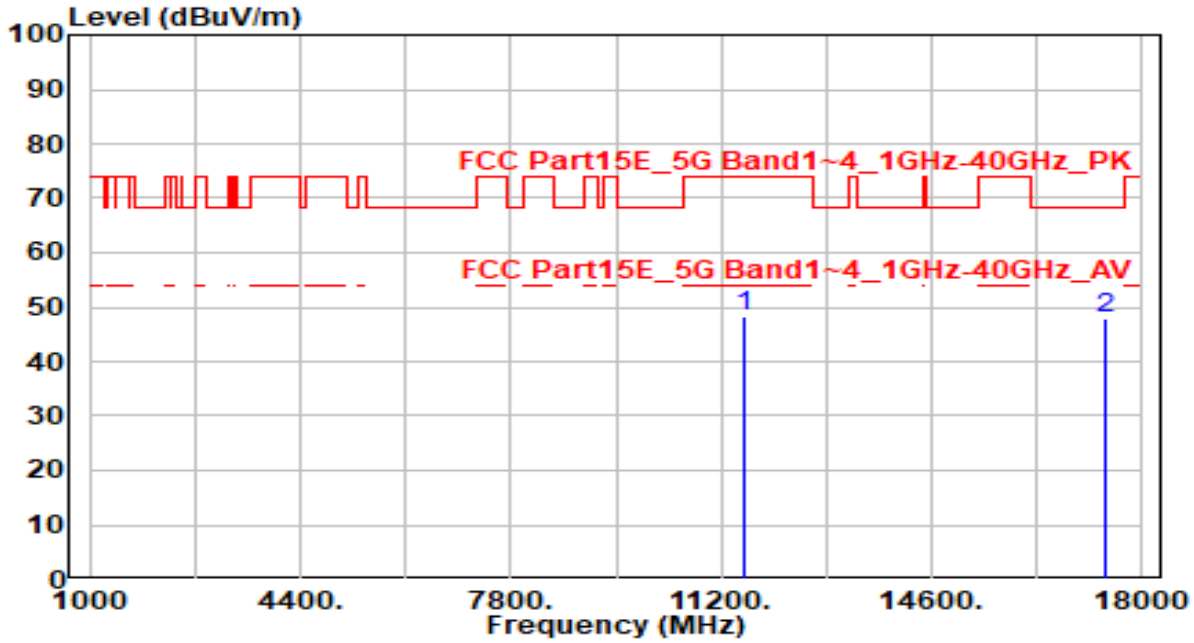

No		Frequency (MHz)	Reading (dBuV)	C.F (dB/m)	Measurement (dBuV/m)	Margin (dB)	Limit (dBuV/m)	Height (cm)	Angle (deg)	Remark (QP/PK/AV)
1		11590.000	42.57	5.90	48.48	-25.52	74.00	100	155	Peak
2	*	17385.000	42.59	5.47	48.06	-20.14	68.20	100	310	Peak

Note:

1. " *", means this data is the worst emission level.
2. C.F (Correction Factor) = Antenna Factor (dB)+ Cable Loss (dB) – Preamplifier(dB).
3. Measurement (dBuV/m) = Reading(dBuV) + C.F (Correction Factor).
4. The emission levels of other frequencies are very lower than the limit and not show in test report.

EUT	AX6000 8-Stream Wi-Fi 6 Router	Date of Test	2022-07-09
Factor	DRH18-E	Temp. / Humidity	25°C /65%
Polarity	Horizontal	Site / Test Engineer	AC2 / Ares
Test Mode	802.11ax-80MHz_TX_Band1_CH 42_ANT 0+1+2+3	Test Voltage	AC 120V/60Hz

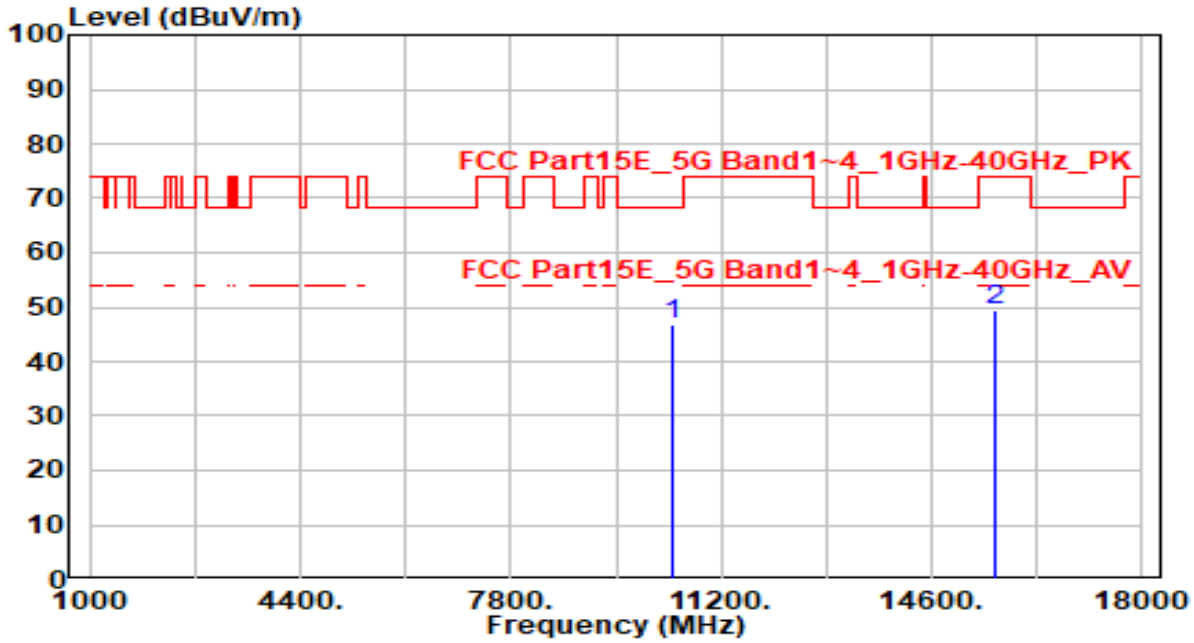

No		Frequency (MHz)	Reading (dBuV)	C.F (dB/m)	Measurement (dBuV/m)	Margin (dB)	Limit (dBuV/m)	Height (cm)	Angle (deg)	Remark (QP/PK/AV)
1	*	10420.000	41.39	5.29	46.68	-21.52	68.20	100	185	Peak
2		15630.000	43.04	6.49	49.53	-24.47	74.00	100	45	Peak

Note:

1. " *", means this data is the worst emission level.
2. C.F (Correction Factor) = Antenna Factor (dB)+ Cable Loss (dB) – Preamplifier(dB).
3. Measurement (dBuV/m) = Reading(dBuV) + C.F (Correction Factor).
4. The emission levels of other frequencies are very lower than the limit and not show in test report.

EUT	AX6000 8-Stream Wi-Fi 6 Router	Date of Test	2022-07-09
Factor	DRH18-E	Temp. / Humidity	25°C /65%
Polarity	Vertical	Site / Test Engineer	AC2 / Ares
Test Mode	802.11ax-80MHz_TX_Band1_CH 42_ANT 0+1+2+3	Test Voltage	AC 120V/60Hz

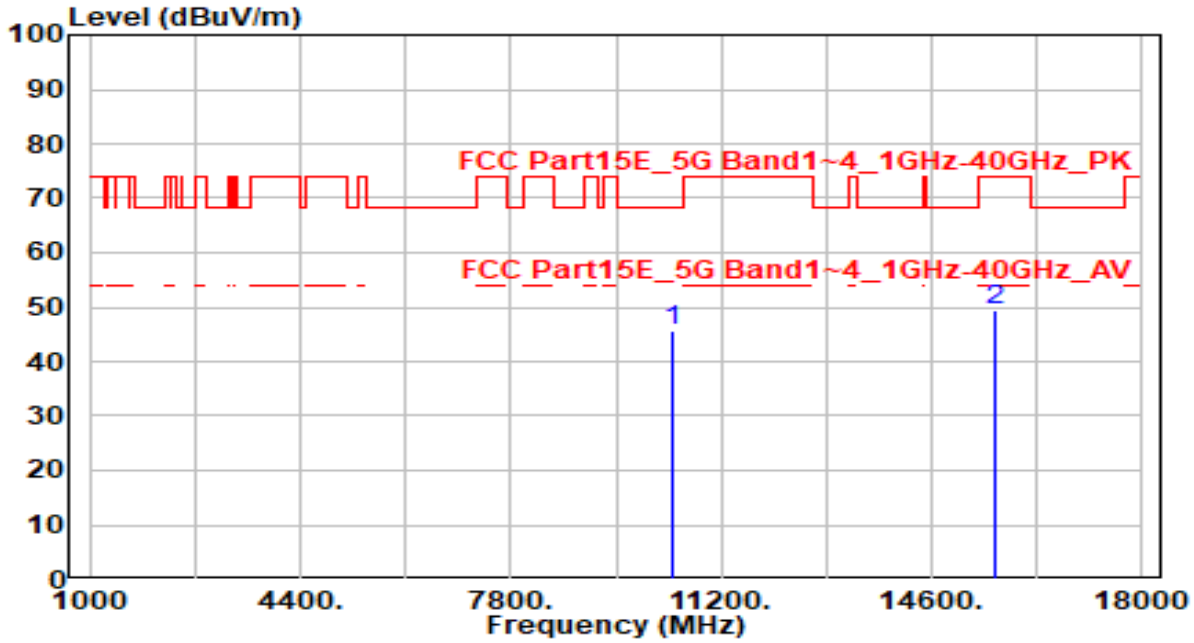

No		Frequency (MHz)	Reading (dBuV)	C.F (dB/m)	Measurement (dBuV/m)	Margin (dB)	Limit (dBuV/m)	Height (cm)	Angle (deg)	Remark (QP/PK/AV)
1	*	10420.000	40.51	5.29	45.80	-22.40	68.20	100	0	Peak
2		15630.000	42.78	6.49	49.27	-24.73	74.00	100	165	Peak

Note:

1. " *", means this data is the worst emission level.
2. C.F (Correction Factor) = Antenna Factor (dB)+ Cable Loss (dB) – Preamplifier(dB).
3. Measurement (dBuV/m) = Reading(dBuV) + C.F (Correction Factor).
4. The emission levels of other frequencies are very lower than the limit and not show in test report.

EUT	AX6000 8-Stream Wi-Fi 6 Router	Date of Test	2022-07-09
Factor	DRH18-E	Temp. / Humidity	25°C /65%
Polarity	Horizontal	Site / Test Engineer	AC2 / Ares
Test Mode	802.11ax-80MHz_TX_Band2_CH 58_ANT 0+1+2+3	Test Voltage	AC 120V/60Hz

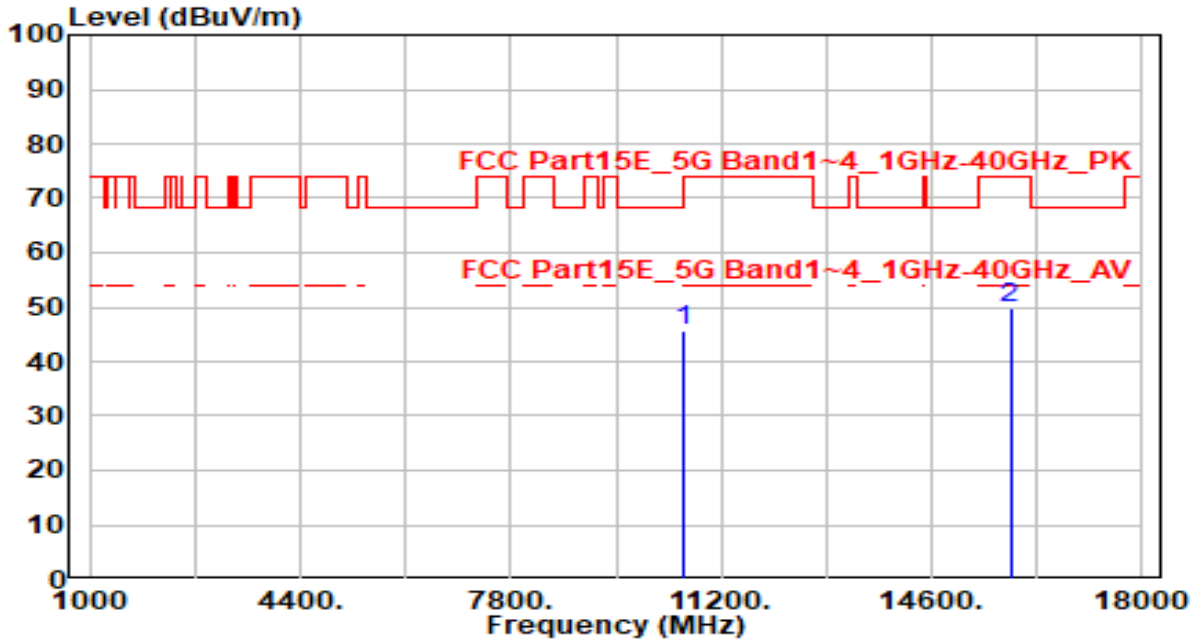

No		Frequency (MHz)	Reading (dBuV)	C.F (dB/m)	Measurement (dBuV/m)	Margin (dB)	Limit (dBuV/m)	Height (cm)	Angle (deg)	Remark (QP/PK/AV)
1	*	10580.000	40.44	5.25	45.69	-22.51	68.20	100	260	Peak
2		15870.000	42.92	6.93	49.85	-24.15	74.00	100	260	Peak

Note:

1. " *", means this data is the worst emission level.
2. C.F (Correction Factor) = Antenna Factor (dB)+ Cable Loss (dB) – Preamplifier(dB).
3. Measurement (dBuV/m) = Reading(dBuV) + C.F (Correction Factor).
4. The emission levels of other frequencies are very lower than the limit and not show in test report.

EUT	AX6000 8-Stream Wi-Fi 6 Router	Date of Test	2022-07-09
Factor	DRH18-E	Temp. / Humidity	25°C /65%
Polarity	Vertical	Site / Test Engineer	AC2 / Ares
Test Mode	802.11ax-80MHz_TX_Band2_CH 58_ANT 0+1+2+3	Test Voltage	AC 120V/60Hz

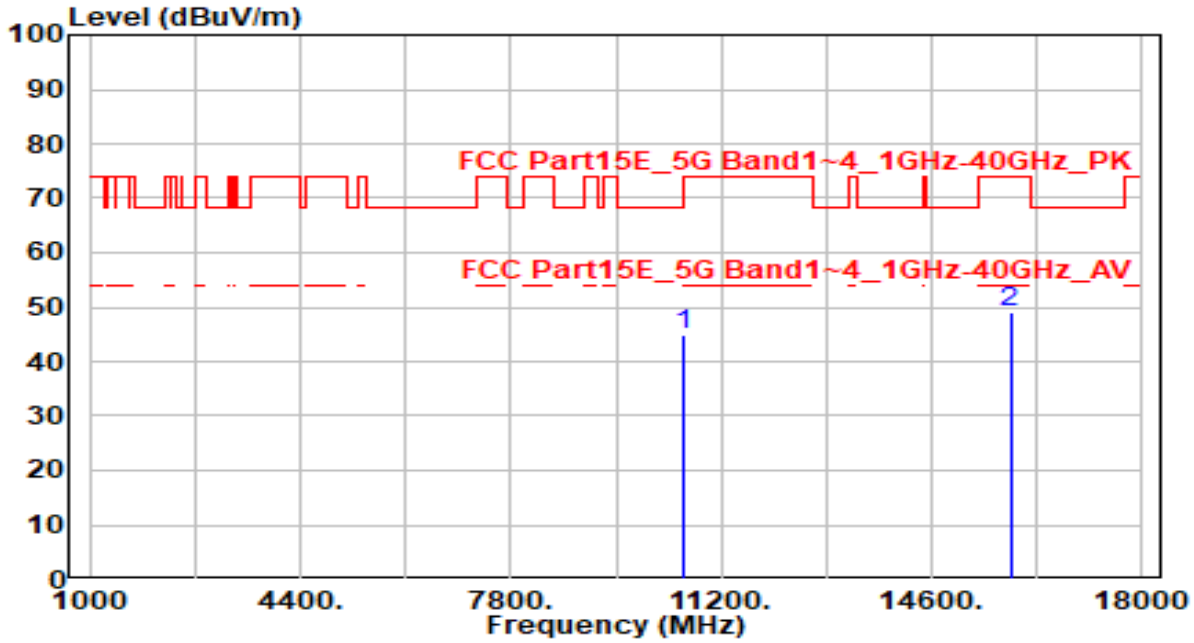

No		Frequency (MHz)	Reading (dBuV)	C.F (dB/m)	Measurement (dBuV/m)	Margin (dB)	Limit (dBuV/m)	Height (cm)	Angle (deg)	Remark (QP/PK/AV)
1	*	10580.000	39.60	5.25	44.85	-23.35	68.20	100	5	Peak
2		15870.000	42.06	6.93	48.99	-25.01	74.00	100	360	Peak

Note:

1. " *", means this data is the worst emission level.
2. C.F (Correction Factor) = Antenna Factor (dB)+ Cable Loss (dB) – Preamplifier(dB).
3. Measurement (dBuV/m) = Reading(dBuV) + C.F (Correction Factor).
4. The emission levels of other frequencies are very lower than the limit and not show in test report.

EUT	AX6000 8-Stream Wi-Fi 6 Router	Date of Test	2022-07-09
Factor	DRH18-E	Temp. / Humidity	25°C /65%
Polarity	Horizontal	Site / Test Engineer	AC2 / Ares
Test Mode	802.11ax-80MHz_TX_Band3_CH 106_ANT 0+1+2+3	Test Voltage	AC 120V/60Hz

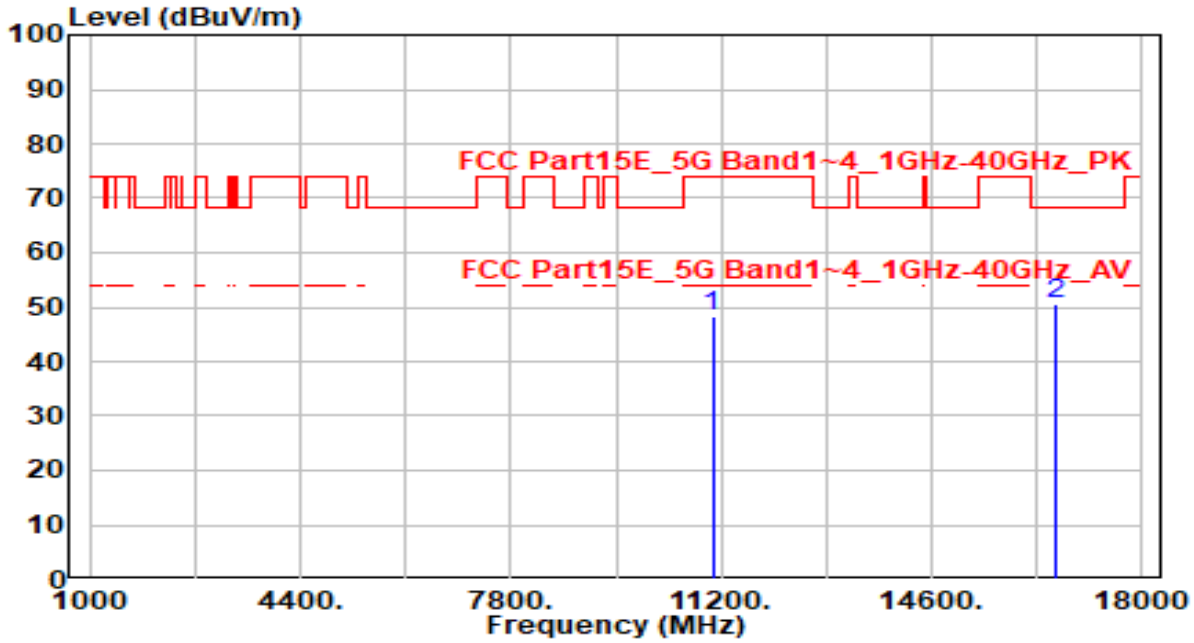

No		Frequency (MHz)	Reading (dBuV)	C.F (dB/m)	Measurement (dBuV/m)	Margin (dB)	Limit (dBuV/m)	Height (cm)	Angle (deg)	Remark (QP/PK/AV)
1		11060.000	42.56	5.62	48.18	-25.82	74.00	100	235	Peak
2	*	16590.000	42.93	7.48	50.41	-17.79	68.20	100	230	Peak

Note:

1. " *", means this data is the worst emission level.
2. C.F (Correction Factor) = Antenna Factor (dB)+ Cable Loss (dB) – Preamplifier(dB).
3. Measurement (dBuV/m) = Reading(dBuV) + C.F (Correction Factor).
4. The emission levels of other frequencies are very lower than the limit and not show in test report.

EUT	AX6000 8-Stream Wi-Fi 6 Router	Date of Test	2022-07-09
Factor	DRH18-E	Temp. / Humidity	25°C /65%
Polarity	Vertical	Site / Test Engineer	AC2 / Ares
Test Mode	802.11ax-80MHz_TX_Band3_CH 106_ANT 0+1+2+3	Test Voltage	AC 120V/60Hz

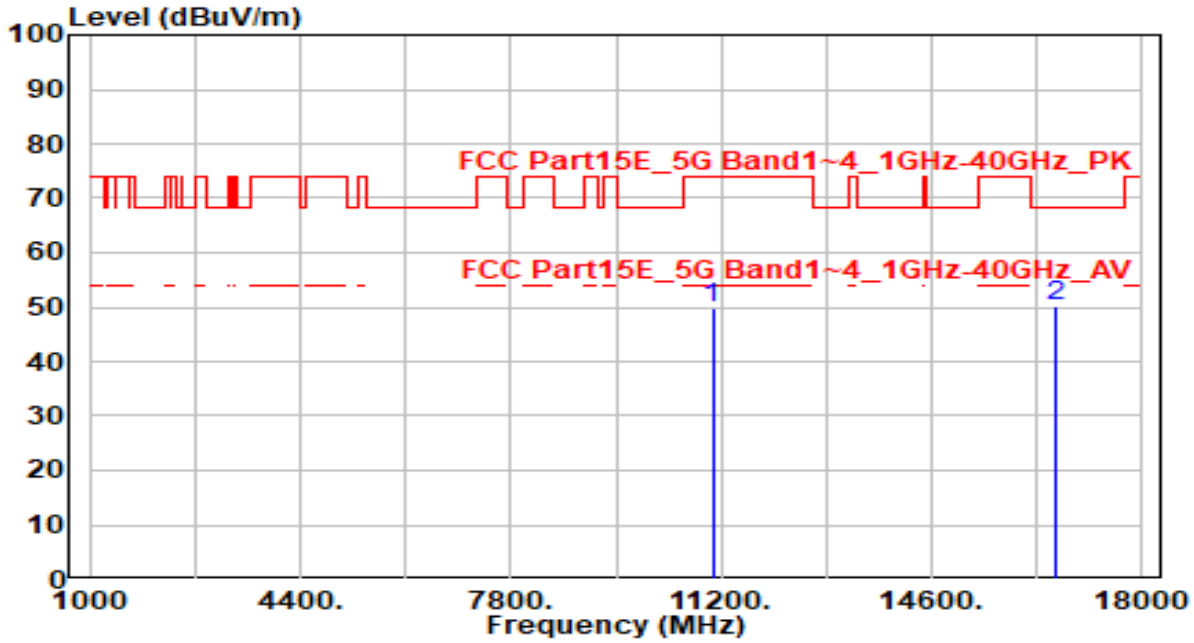

No		Frequency (MHz)	Reading (dBuV)	C.F (dB/m)	Measurement (dBuV/m)	Margin (dB)	Limit (dBuV/m)	Height (cm)	Angle (deg)	Remark (QP/PK/AV)
1		11060.000	44.11	5.62	49.74	-24.26	74.00	100	205	Peak
2	*	16590.000	42.84	7.48	50.32	-17.88	68.20	100	225	Peak

Note:

1. " *", means this data is the worst emission level.
2. C.F (Correction Factor) = Antenna Factor (dB)+ Cable Loss (dB) – Preamplifier(dB).
3. Measurement (dBuV/m) = Reading(dBuV) + C.F (Correction Factor).
4. The emission levels of other frequencies are very lower than the limit and not show in test report.

EUT	AX6000 8-Stream Wi-Fi 6 Router	Date of Test	2022-07-09
Factor	DRH18-E	Temp. / Humidity	25°C /65%
Polarity	Horizontal	Site / Test Engineer	AC2 / Ares
Test Mode	802.11ax-80MHz_TX_Band3_CH 122_ANT 0+1+2+3	Test Voltage	AC 120V/60Hz

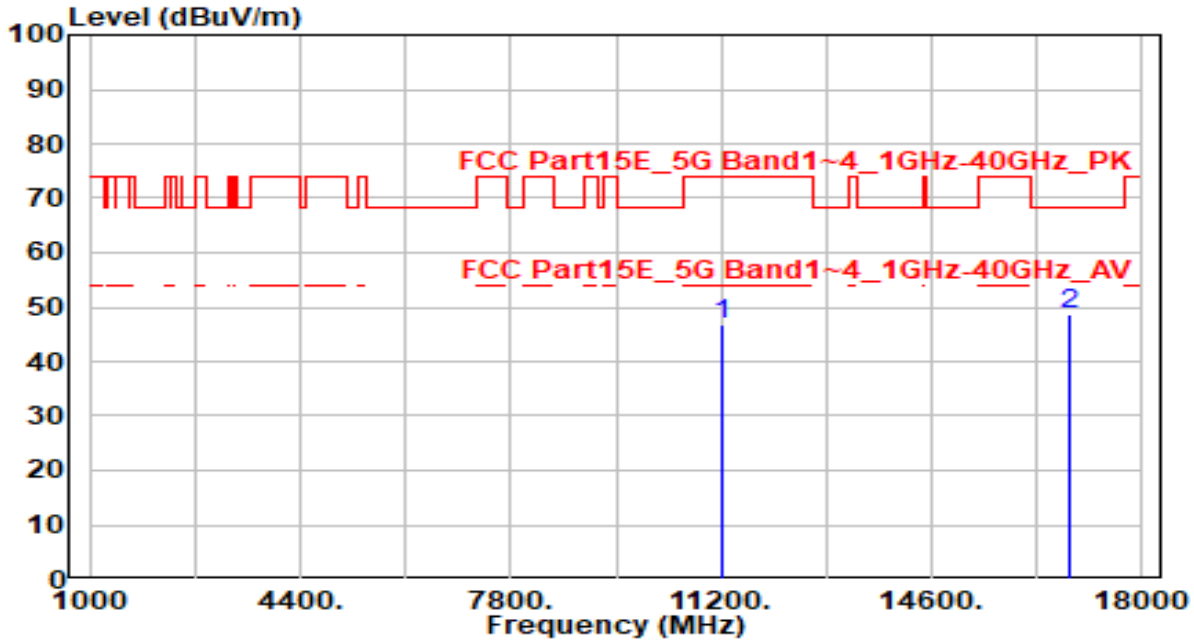

No		Frequency (MHz)	Reading (dBuV)	C.F (dB/m)	Measurement (dBuV/m)	Margin (dB)	Limit (dBuV/m)	Height (cm)	Angle (deg)	Remark (QP/PK/AV)
1		11220.000	41.18	5.79	46.97	-27.03	74.00	100	155	Peak
2	*	16830.000	41.49	7.17	48.66	-19.54	68.20	100	360	Peak

Note:

1. " *", means this data is the worst emission level.
2. C.F (Correction Factor) = Antenna Factor (dB)+ Cable Loss (dB) – Preamplifier(dB).
3. Measurement (dBuV/m) = Reading(dBuV) + C.F (Correction Factor).
4. The emission levels of other frequencies are very lower than the limit and not show in test report.

EUT	AX6000 8-Stream Wi-Fi 6 Router	Date of Test	2022-07-09
Factor	DRH18-E	Temp. / Humidity	25°C /65%
Polarity	Vertical	Site / Test Engineer	AC2 / Ares
Test Mode	802.11ax-80MHz_TX_Band3_CH 122_ANT 0+1+2+3	Test Voltage	AC 120V/60Hz

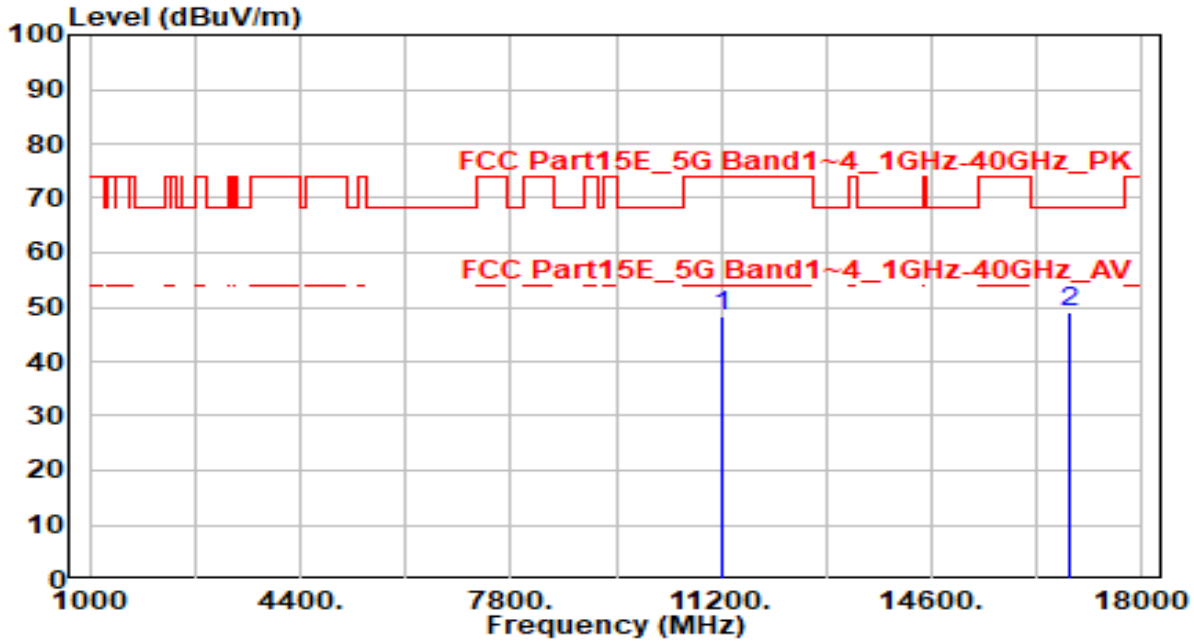

No		Frequency (MHz)	Reading (dBuV)	C.F (dB/m)	Measurement (dBuV/m)	Margin (dB)	Limit (dBuV/m)	Height (cm)	Angle (deg)	Remark (QP/PK/AV)
1		11220.000	42.37	5.79	48.16	-25.84	74.00	100	205	Peak
2	*	16830.000	42.03	7.17	49.20	-19.00	68.20	100	0	Peak

Note:

1. " *", means this data is the worst emission level.
2. C.F (Correction Factor) = Antenna Factor (dB)+ Cable Loss (dB) – Preamplifier(dB).
3. Measurement (dBuV/m) = Reading(dBuV) + C.F (Correction Factor).
4. The emission levels of other frequencies are very lower than the limit and not show in test report.

EUT	AX6000 8-Stream Wi-Fi 6 Router	Date of Test	2022-07-09
Factor	DRH18-E	Temp. / Humidity	25°C /65%
Polarity	Horizontal	Site / Test Engineer	AC2 / Ares
Test Mode	802.11ax-80MHz_TX_Band3_CH 138_ANT 0+1+2+3	Test Voltage	AC 120V/60Hz

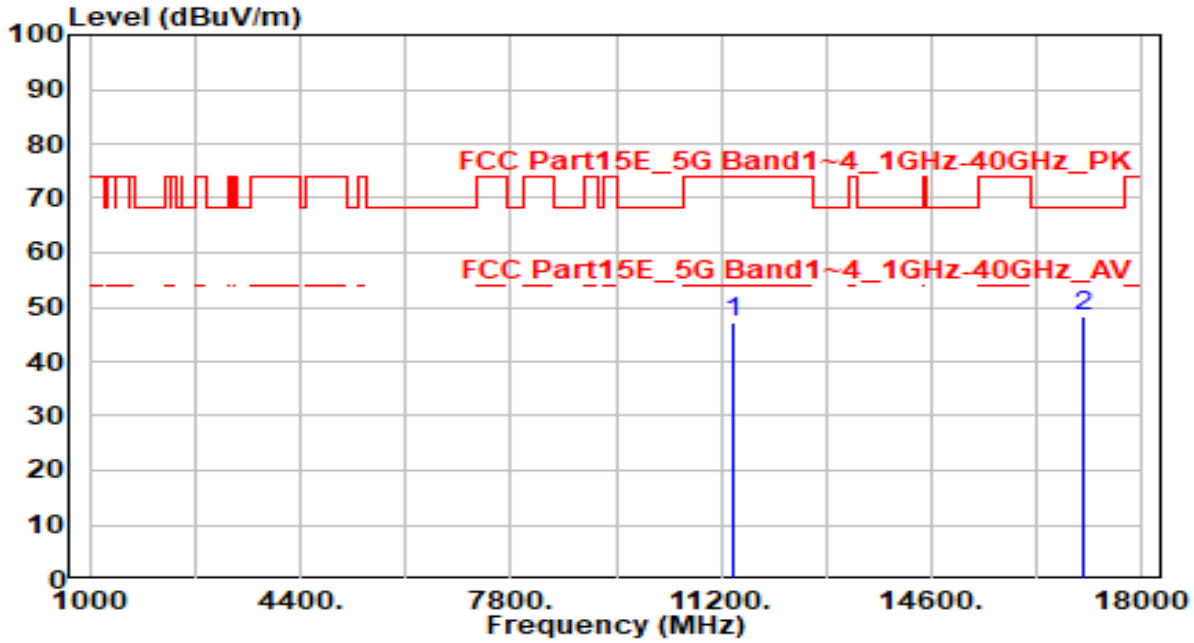

No		Frequency (MHz)	Reading (dBuV)	C.F (dB/m)	Measurement (dBuV/m)	Margin (dB)	Limit (dBuV/m)	Height (cm)	Angle (deg)	Remark (QP/PK/AV)
1		11380.000	41.35	5.96	47.32	-26.68	74.00	100	205	Peak
2	*	17070.000	42.00	6.26	48.25	-19.95	68.20	100	50	Peak

Note:

1. " *", means this data is the worst emission level.
2. C.F (Correction Factor) = Antenna Factor (dB)+ Cable Loss (dB) – Preamplifier(dB).
3. Measurement (dBuV/m) = Reading(dBuV) + C.F (Correction Factor).
4. The emission levels of other frequencies are very lower than the limit and not show in test report.

EUT	AX6000 8-Stream Wi-Fi 6 Router	Date of Test	2022-07-09
Factor	DRH18-E	Temp. / Humidity	25°C /65%
Polarity	Vertical	Site / Test Engineer	AC2 / Ares
Test Mode	802.11ax-80MHz_TX_Band3_CH 138_ANT 0+1+2+3	Test Voltage	AC 120V/60Hz

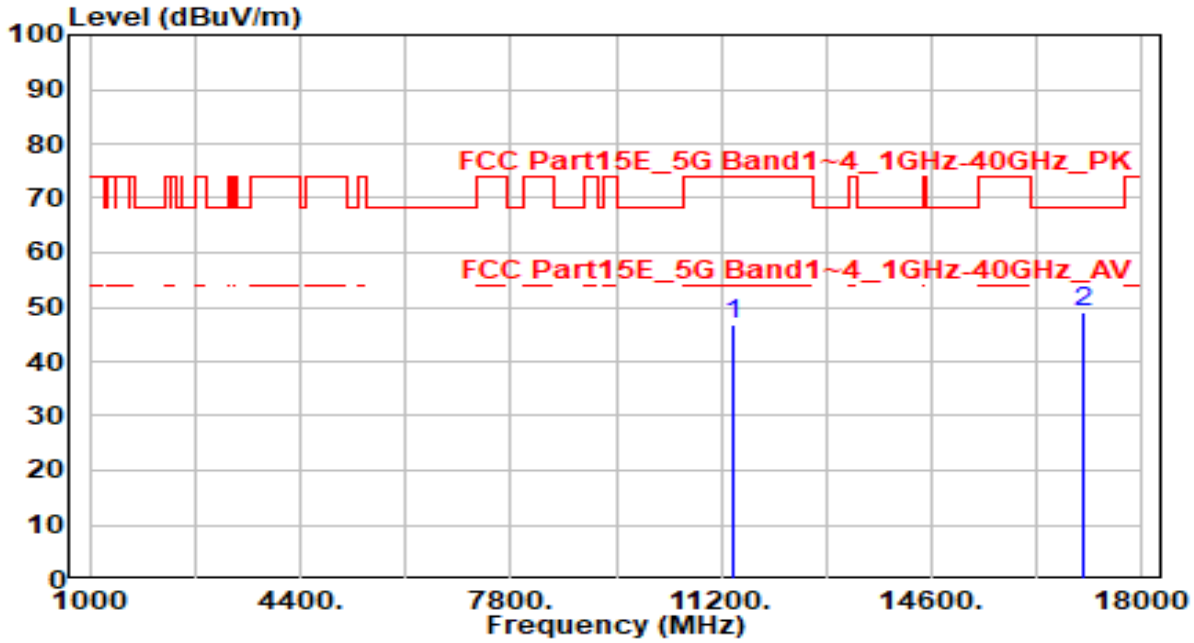

No		Frequency (MHz)	Reading (dBuV)	C.F (dB/m)	Measurement (dBuV/m)	Margin (dB)	Limit (dBuV/m)	Height (cm)	Angle (deg)	Remark (QP/PK/AV)
1		11380.000	40.93	5.96	46.89	-27.11	74.00	100	205	Peak
2	*	17070.000	42.79	6.26	49.04	-19.16	68.20	100	275	Peak

Note:

1. " *", means this data is the worst emission level.
2. C.F (Correction Factor) = Antenna Factor (dB)+ Cable Loss (dB) – Preamplifier(dB).
3. Measurement (dBuV/m) = Reading(dBuV) + C.F (Correction Factor).
4. The emission levels of other frequencies are very lower than the limit and not show in test report.

EUT	AX6000 8-Stream Wi-Fi 6 Router	Date of Test	2022-07-09
Factor	DRH18-E	Temp. / Humidity	25°C /65%
Polarity	Horizontal	Site / Test Engineer	AC2 / Ares
Test Mode	802.11ax-80MHz_TX_Band4_CH 155_ANT 0+1+2+3	Test Voltage	AC 120V/60Hz

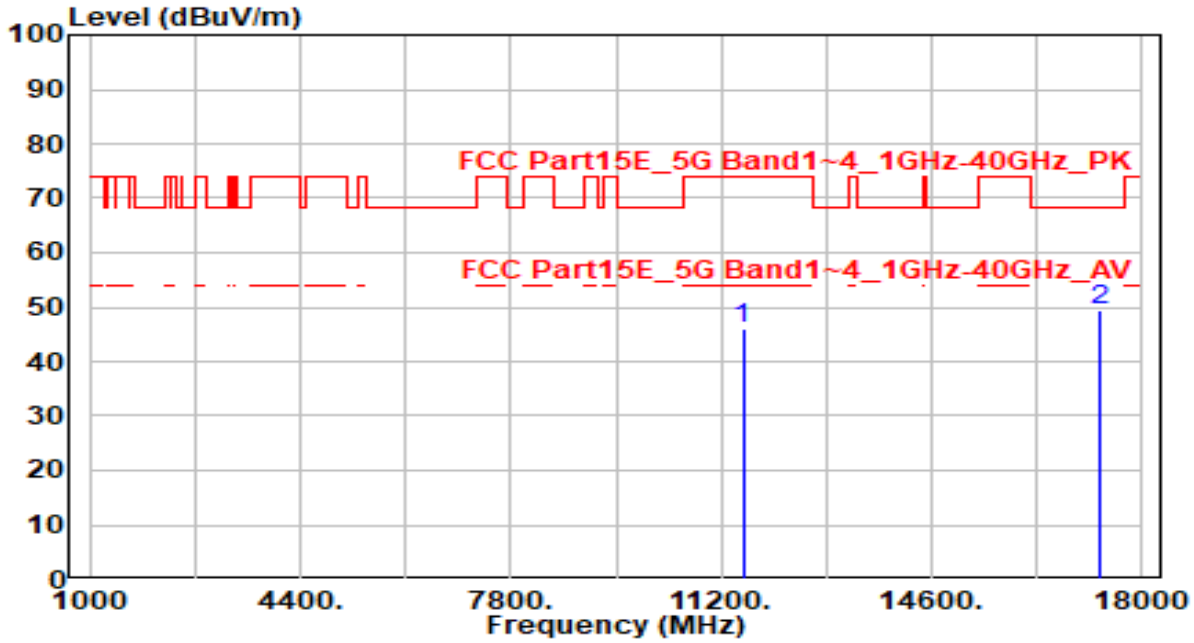

No		Frequency (MHz)	Reading (dBuV)	C.F (dB/m)	Measurement (dBuV/m)	Margin (dB)	Limit (dBuV/m)	Height (cm)	Angle (deg)	Remark (QP/PK/AV)
1		11550.000	40.03	5.92	45.95	-28.05	74.00	100	305	Peak
2	*	17325.000	43.79	5.60	49.39	-18.81	68.20	100	360	Peak

Note:

1. " *", means this data is the worst emission level.
2. C.F (Correction Factor) = Antenna Factor (dB)+ Cable Loss (dB) – Preamplifier(dB).
3. Measurement (dBuV/m) = Reading(dBuV) + C.F (Correction Factor).
4. The emission levels of other frequencies are very lower than the limit and not show in test report.

EUT	AX6000 8-Stream Wi-Fi 6 Router	Date of Test	2022-07-09
Factor	DRH18-E	Temp. / Humidity	25°C /65%
Polarity	Vertical	Site / Test Engineer	AC2 / Ares
Test Mode	802.11ax-80MHz_TX_Band4_CH 155_ANT 0+1+2+3	Test Voltage	AC 120V/60Hz

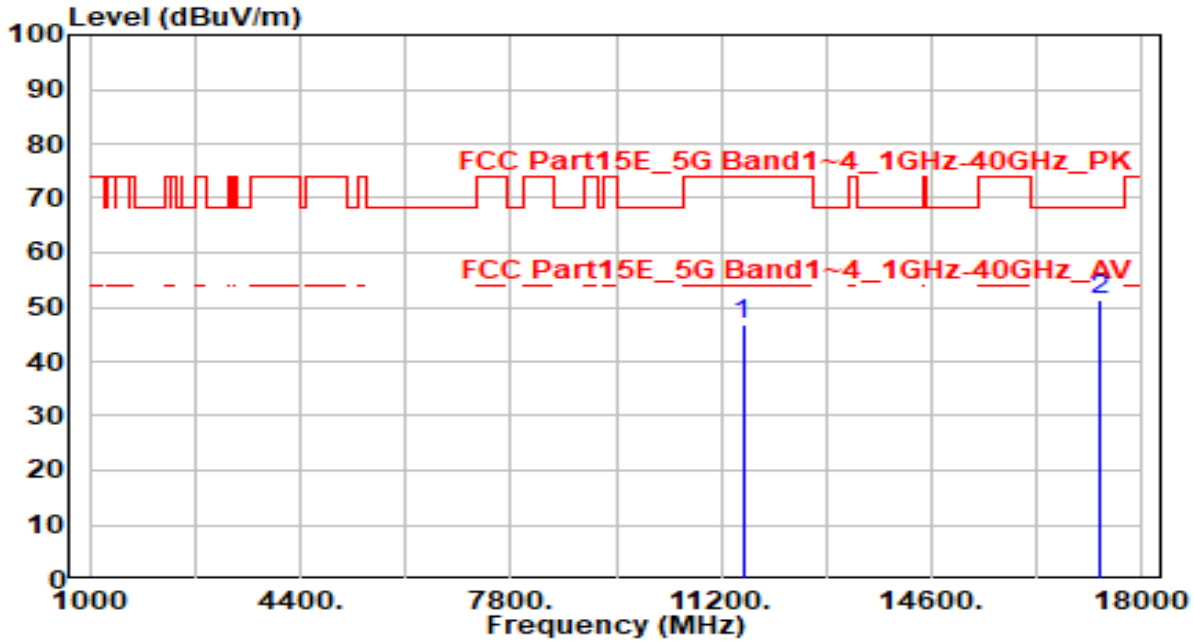

No		Frequency (MHz)	Reading (dBuV)	C.F (dB/m)	Measurement (dBuV/m)	Margin (dB)	Limit (dBuV/m)	Height (cm)	Angle (deg)	Remark (QP/PK/AV)
1		11550.000	40.87	5.92	46.79	-27.21	74.00	100	295	Peak
2	*	17325.000	45.58	5.60	51.18	-17.02	68.20	100	145	Peak

Note:

1. " *", means this data is the worst emission level.
2. C.F (Correction Factor) = Antenna Factor (dB)+ Cable Loss (dB) – Preamplifier(dB).
3. Measurement (dBuV/m) = Reading(dBuV) + C.F (Correction Factor).
4. The emission levels of other frequencies are very lower than the limit and not show in test report.

EUT	AX6000 8-Stream Wi-Fi 6 Router	Date of Test	2022-07-09
Factor	DRH18-E	Temp. / Humidity	25°C /65%
Polarity	Horizontal	Site / Test Engineer	AC2 / Ares
Test Mode	802.11ax-160MHz_TX_Band1,2_CH 50_ANT 0+1+2+3	Test Voltage	AC 120V/60Hz

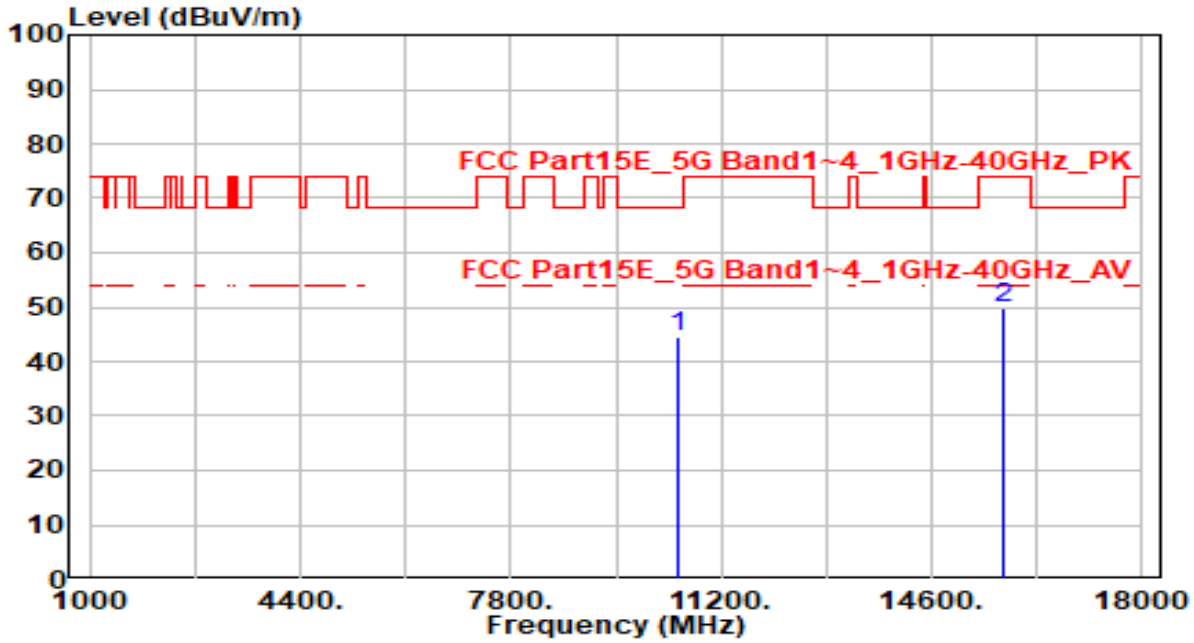

No		Frequency (MHz)	Reading (dBuV)	C.F (dB/m)	Measurement (dBuV/m)	Margin (dB)	Limit (dBuV/m)	Height (cm)	Angle (deg)	Remark (QP/PK/AV)
1	*	10500.000	39.32	5.25	44.57	-23.63	68.20	100	185	Peak
2		15750.000	43.09	6.76	49.85	-24.15	74.00	100	150	Peak

Note:

1. " *", means this data is the worst emission level.
2. C.F (Correction Factor) = Antenna Factor (dB)+ Cable Loss (dB) – Preamplifier(dB).
3. Measurement (dBuV/m) = Reading(dBuV) + C.F (Correction Factor).
4. The emission levels of other frequencies are very lower than the limit and not show in test report.

EUT	AX6000 8-Stream Wi-Fi 6 Router	Date of Test	2022-07-09
Factor	DRH18-E	Temp. / Humidity	25°C /65%
Polarity	Vertical	Site / Test Engineer	AC2 / Ares
Test Mode	802.11ax-160MHz_TX_Band1,2_CH 50_ANT 0+1+2+3	Test Voltage	AC 120V/60Hz

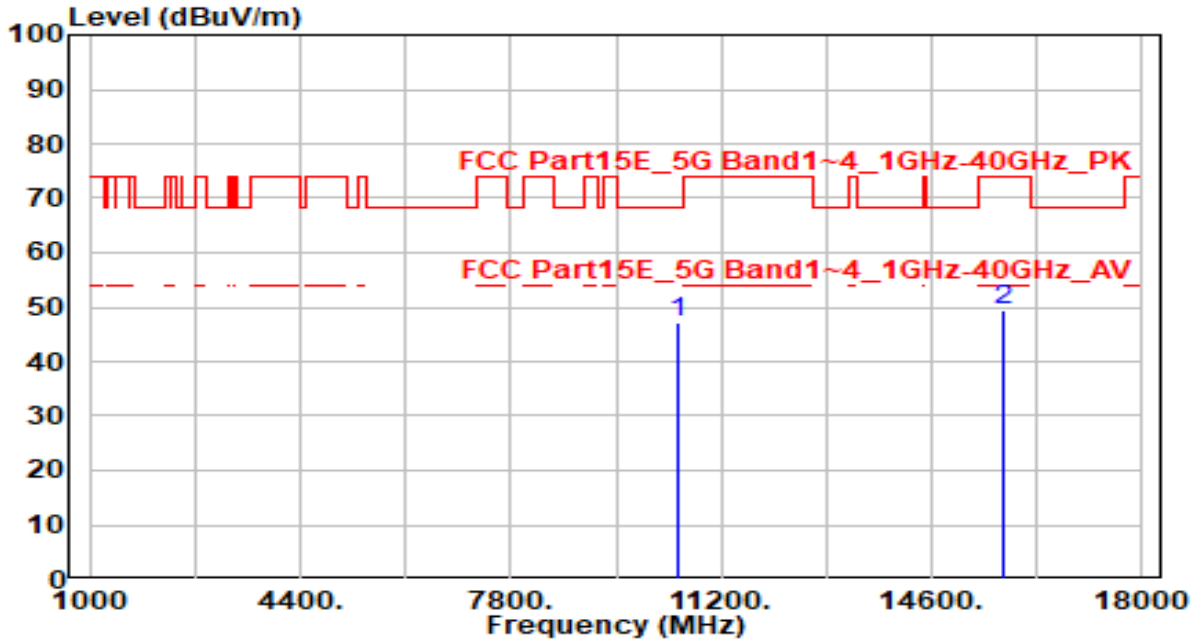

No		Frequency (MHz)	Reading (dBuV)	C.F (dB/m)	Measurement (dBuV/m)	Margin (dB)	Limit (dBuV/m)	Height (cm)	Angle (deg)	Remark (QP/PK/AV)
1	*	10500.000	41.90	5.25	47.15	-21.05	68.20	100	175	Peak
2		15750.000	42.70	6.76	49.47	-24.53	74.00	100	280	Peak

Note:

1. " *", means this data is the worst emission level.
2. C.F (Correction Factor) = Antenna Factor (dB)+ Cable Loss (dB) – Preamplifier(dB).
3. Measurement (dBuV/m) = Reading(dBuV) + C.F (Correction Factor).
4. The emission levels of other frequencies are very lower than the limit and not show in test report.

EUT	AX6000 8-Stream Wi-Fi 6 Router	Date of Test	2022-07-09
Factor	DRH18-E	Temp. / Humidity	25°C /65%
Polarity	Horizontal	Site / Test Engineer	AC2 / Ares
Test Mode	802.11ax-160MHz_TX_Band3_CH 114_ANT 0+1+2+3	Test Voltage	AC 120V/60Hz

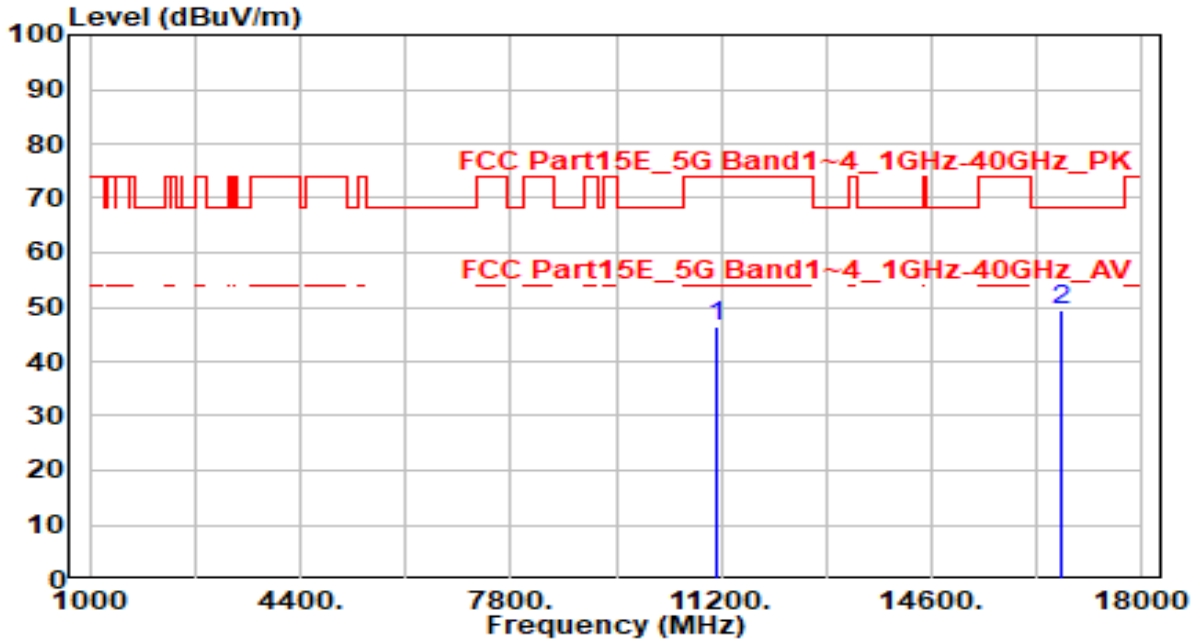

No		Frequency (MHz)	Reading (dBuV)	C.F (dB/m)	Measurement (dBuV/m)	Margin (dB)	Limit (dBuV/m)	Height (cm)	Angle (deg)	Remark (QP/PK/AV)
1		11140.000	40.79	5.71	46.49	-27.51	74.00	100	0	Peak
2	*	16710.000	41.84	7.67	49.51	-18.69	68.20	100	155	Peak

Note:

1. " *", means this data is the worst emission level.
2. C.F (Correction Factor) = Antenna Factor (dB)+ Cable Loss (dB) – Preamplifier(dB).
3. Measurement (dBuV/m) = Reading(dBuV) + C.F (Correction Factor).
4. The emission levels of other frequencies are very lower than the limit and not show in test report.

EUT	AX6000 8-Stream Wi-Fi 6 Router	Date of Test	2022-07-09
Factor	DRH18-E	Temp. / Humidity	25°C /65%
Polarity	Vertical	Site / Test Engineer	AC2 / Ares
Test Mode	802.11ax-160MHz_TX_Band3_CH 114_ANT 0+1+2+3	Test Voltage	AC 120V/60Hz

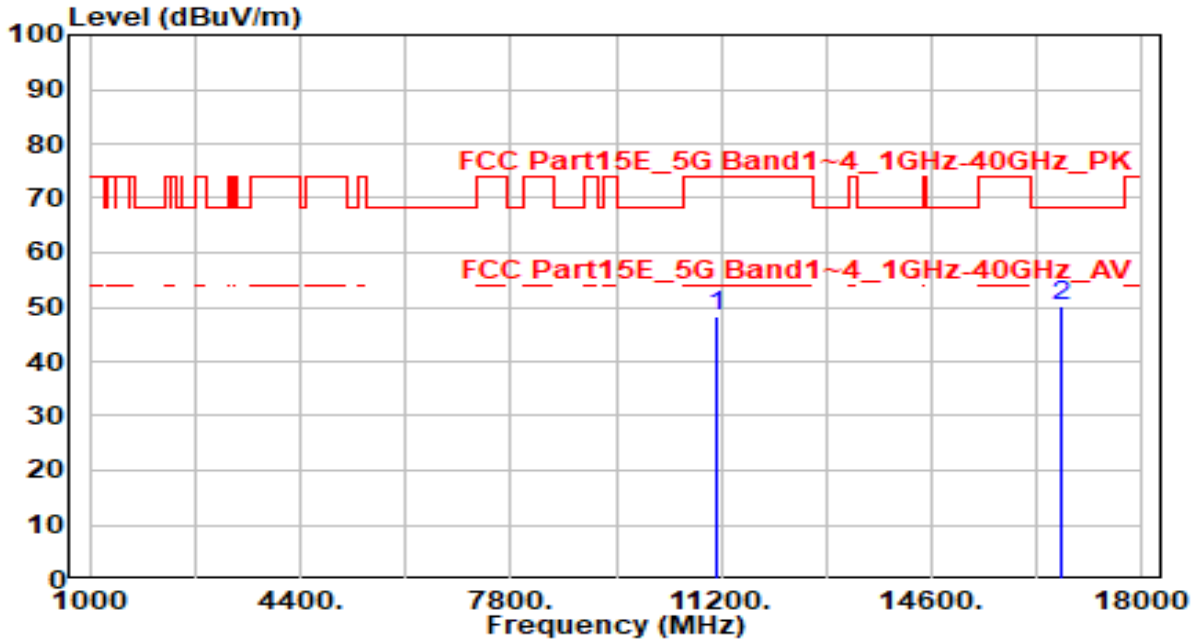

No		Frequency (MHz)	Reading (dBuV)	C.F (dB/m)	Measurement (dBuV/m)	Margin (dB)	Limit (dBuV/m)	Height (cm)	Angle (deg)	Remark (QP/PK/AV)
1		11140.000	42.65	5.71	48.36	-25.64	74.00	100	205	Peak
2	*	16710.000	42.56	7.67	50.23	-17.97	68.20	100	0	Peak

Note:

1. " *", means this data is the worst emission level.
2. C.F (Correction Factor) = Antenna Factor (dB)+ Cable Loss (dB) – Preamplifier(dB).
3. Measurement (dBuV/m) = Reading(dBuV) + C.F (Correction Factor).
4. The emission levels of other frequencies are very lower than the limit and not show in test report.

EUT	AX6000 8-Stream Wi-Fi 6 Router	Date of Test	2022-07-15
Factor	BBHA 9170	Temp. / Humidity	25°C /65%
Polarity	Horizontal	Site / Test Engineer	AC2 / Ares
Test Mode	802.11ac-20MHz_TX_Band1_CH 44 Ant 0+1+2+3	Test Voltage	AC 120V/60Hz

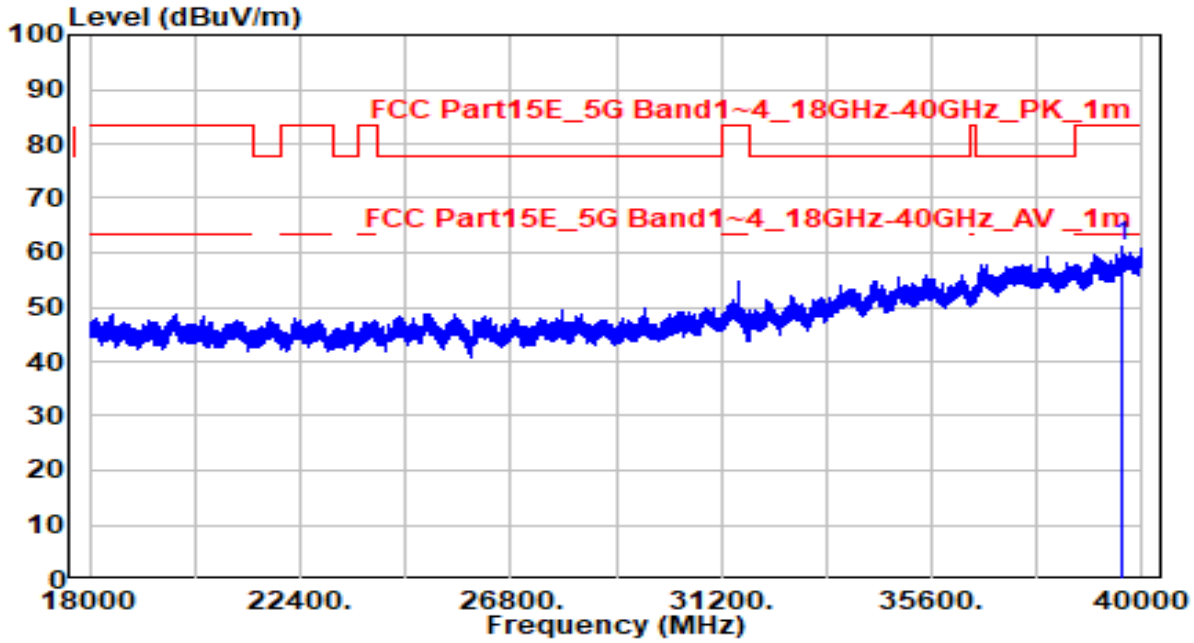

No		Frequency (MHz)	Reading (dBuV)	C.F (dB/m)	Measurement (dBuV/m)	Margin (dB)	Limit (dBuV/m)	Height (cm)	Angle (deg)	Remark (QP/PK/AV)
1	*	39593.690	37.11	23.85	60.96	-22.54	83.50	150	360	Peak

Note:

1. " *", means this data is the worst emission level.
2. C.F (Correction Factor) = Antenna Factor (dB)+ Cable Loss (dB) – Preamplifier(dB).
3. Measurement (dBuV/m) = Reading(dBuV) + C.F (Correction Factor).
4. The emission levels of other frequencies are very lower than the limit and not show in test report.

EUT	AX6000 8-Stream Wi-Fi 6 Router	Date of Test	2022-07-15
Factor	BBHA 9170	Temp. / Humidity	25°C /65%
Polarity	Vertical	Site / Test Engineer	AC2 / Ares
Test Mode	802.11ac-20MHz_TX_Band1_CH 44 Ant 0+1+2+3	Test Voltage	AC 120V/60Hz

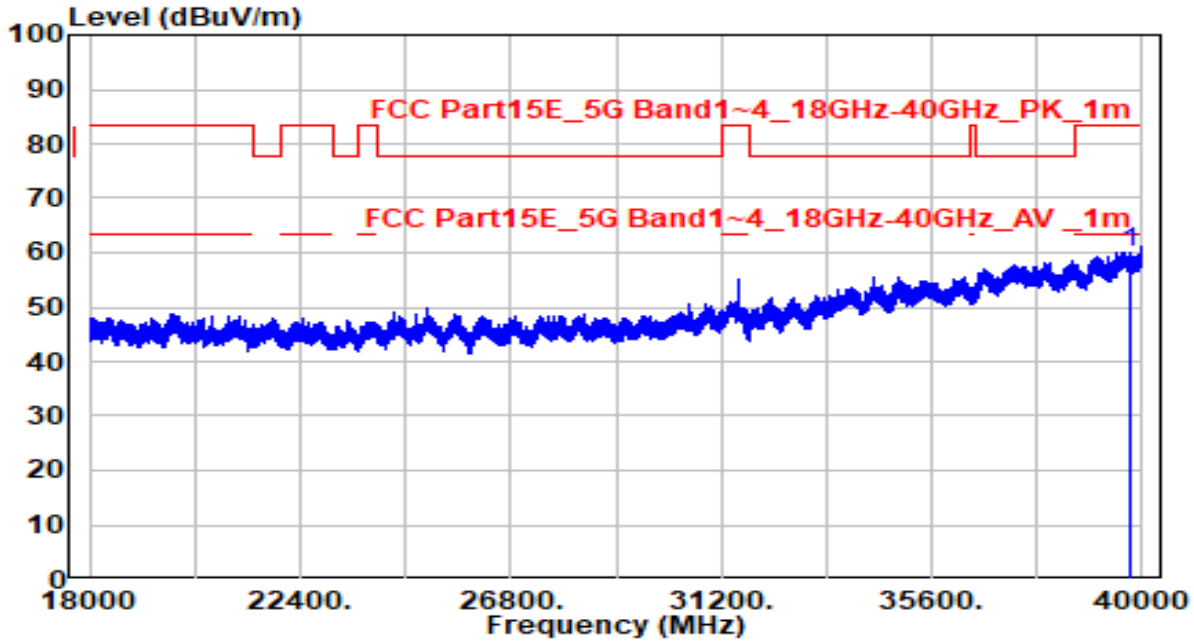

No		Frequency (MHz)	Reading (dBuV)	C.F (dB/m)	Measurement (dBuV/m)	Margin (dB)	Limit (dBuV/m)	Height (cm)	Angle (deg)	Remark (QP/PK/AV)
1	*	39734.630	35.94	24.01	59.95	-23.55	83.50	150	360	Peak

Note:

1. " *", means this data is the worst emission level.
2. C.F (Correction Factor) = Antenna Factor (dB)+ Cable Loss (dB) – Preamplifier(dB).
3. Measurement (dBuV/m) = Reading(dBuV) + C.F (Correction Factor).
4. The emission levels of other frequencies are very lower than the limit and not show in test report.

7.8. Radiated Restricted Band Edge Measurement

7.8.1.Test Limit

For 15.205 requirement:

Radiated emissions which fall in the restricted bands, as defined in Section 15.205(a) of FCC part 15, must also comply with the radiated emission limits specified in Section 15.209(a).

Frequency (MHz)	Frequency (MHz)	Frequency (MHz)	Frequency (GHz)
0.090 - 0.110	16.42-16.423	399.9 - 410	4.5-5.15
[1] 0.495 - 0.505	16.69475-16.69525	608 - 614	5.35-5.46
2.1735-2.1905	16.80425-16.80475	960 - 1240	7.25-7.75
4.125-4.128	25.5 -25.67	1300 - 1427	8.025 - 8.5
4.17725-4.17775	37.5-38.25	1435-1626.5	9.0-9.2
4.20725-4.20775	73-74.6	1645.5-1646.5	9.3-9.5
6.215-6.218	74.8-75.2	1660 - 1710	10.6-12.7
6.26775-6.26825	108-121.94	1718.8-1722.2	13.25-13.4
6.31175-6.31225	123 - 138	2200 - 2300	14.47-14.5
8.291-8.294	149.9-150.05	2310 - 2390	15.35-16.2
8.362-8.366	156.52475-156.525	2483.5 - 2500	17.7-21.4
8.37625-8.38675	156.7-156.9	2690 - 2900	22.01-23.12
8.41425-8.41475	162.0125-167.17	3260 - 3267	23.6-24.0
12.29-12.293	167.72-173.2	3332 - 3339	31.2-31.8
12.51975-12.52025	240 - 285	3345.8 - 3358	36.43-36.5
12.57675-12.57725	322-335.4	3600 - 4400	([2])
13.36-13.41	--	--	--

For 15.407(b) requirement:

For transmitters operating in the 5.15-5.25 GHz band: All emissions outside of the 5.15-5.35 GHz band shall not exceed an e.i.r.p. of -27 dBm/MHz.

For transmitters operating in the 5.25-5.35 GHz band: All emissions outside of the 5.15-5.35 GHz band shall not exceedane.i.r.p. of -27 dBm/MHz.

For transmitters operating in the 5.47-5.725 GHz band: All emissions outside of the 5.47-5.725 GHz band shall not exceed an e.i.r.p. of -27 dBm/MHz.

For transmitters operating in the 5.725-5.85 GHz band: All emissions shall be limited to a level of −27 dBm/MHz at 75 MHz or more above or below the band edge increasinglinearly to 10 dBm/MHz at 25 MHz above or below the band edge, and from 25 MHz above or below the band edge

increasinglinearly to a level of 15.6 dBm/MHz at 5 MHz above or below the band edge, and from 5 MHz above or below the band edgeincreasing linearly to a level of 27 dBm/MHz at the band edge.

Refer to KDB 789033 D02v02r01 G)2)c), as specified in § 15.407(b), emissions above 1000 MHz that are outside of the restricted bands are subject to a maximum emission limit of -27 dBm/MHz (or -17 dBm/MHz as specified in § 15.407(b)(4)). However, an out-of-band emission that complies with both the peak and average limits of § 15.209 is not required to satisfy the -27 dBm/MHz or -17 dBm/MHz maximum emission limit.

All out of band emissions appearing in a restricted band as specified in Section 15.205 of the Title 47CFR must not exceed the limits shown in Table per Section 15.209.

FCC Part 15 Subpart C Paragraph 15.209		
Frequency [MHz]	Field Strength [uV/m]	Measured Distance [Meters]
0.009 - 0.490	2400/F (kHz)	300
0.490 - 1.705	24000/F (kHz)	30
1.705 - 30	30	30
30 - 88	100	3
88 - 216	150	3
216 - 960	200	3
Above 960	500	3

7.8.2.Test Procedure Used

KDB 789033 D02v02r01- Section G

7.8.3.Test Setting

Peak Measurements above 1GHz

1. Analyzer center frequency was set to the frequency of the radiated spurious emission of interest
2. RBW = 1MHz
3. VBW = 3MHz
4. Detector = peak
5. Sweep time = auto couple
6. Trace mode = max hold

7. Trace was allowed to stabilize

Average Measurements above 1GHz (Method VB)

1. Analyzer center frequency was set to the frequency of the radiated spurious emission of interest

2. RBW = 1MHz

3. VBWIf the EUT is configured to transmit with duty cycle ≥ 98%, set VBW ≤ RBW/100 (i.e., 10 kHz) but not less than 10 Hz. If the EUT duty cycle is < 98%, set VBW ≥ 1/T.

4. Detector = Peak

5. Sweep time = auto

6. Allow max hold to run for at least 50 traces if the transmitted signal is continuous or has at least 98% duty cycle. For lower duty cycles, increase the minimum number of traces by a factor of 1/x, where x is the duty cycle.

7.8.4.Test Setup

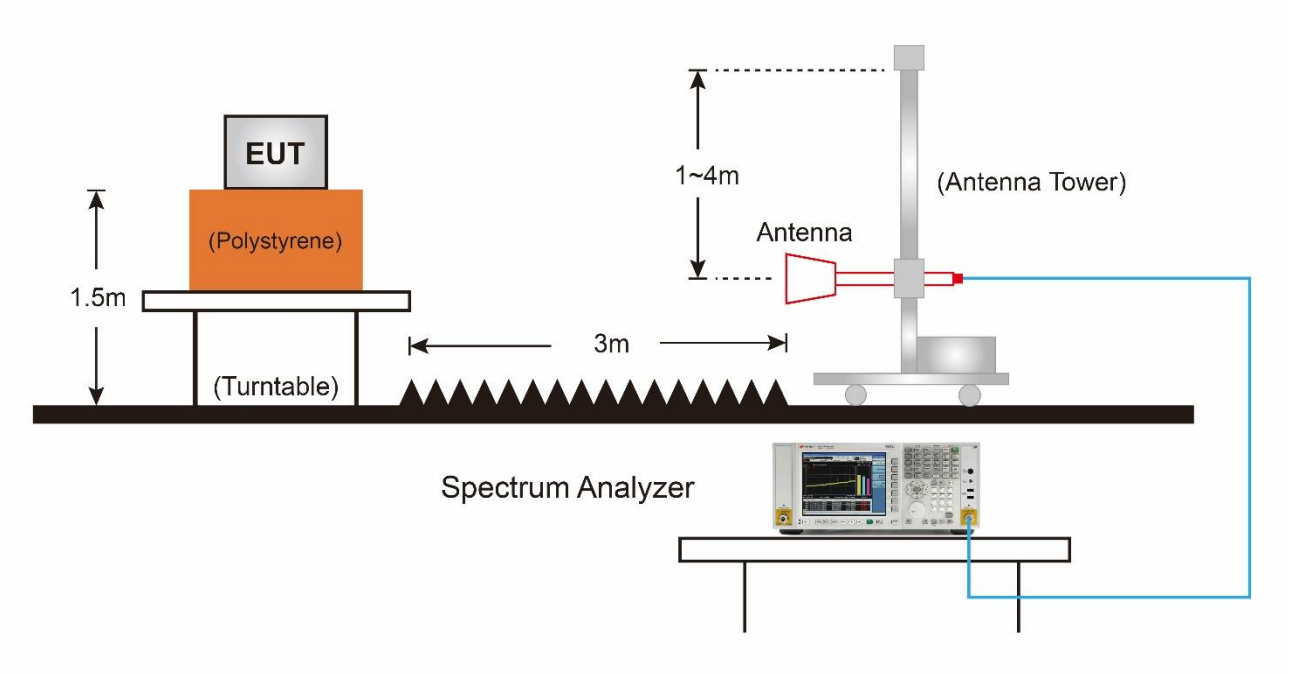

7.8.5.Test Result

EUT	AX6000 8-Stream Wi-Fi 6 Router	Date of Test	2022-07-09
Factor	DRH18-E	Temp. / Humidity	25°C /65%
Polarity	Horizontal	Site / Test Engineer	AC2 / Ares
Test Mode	802.11a_TX_Band1_CH 36_ANT 0+1+2+3	Test Voltage	AC 120V/60Hz

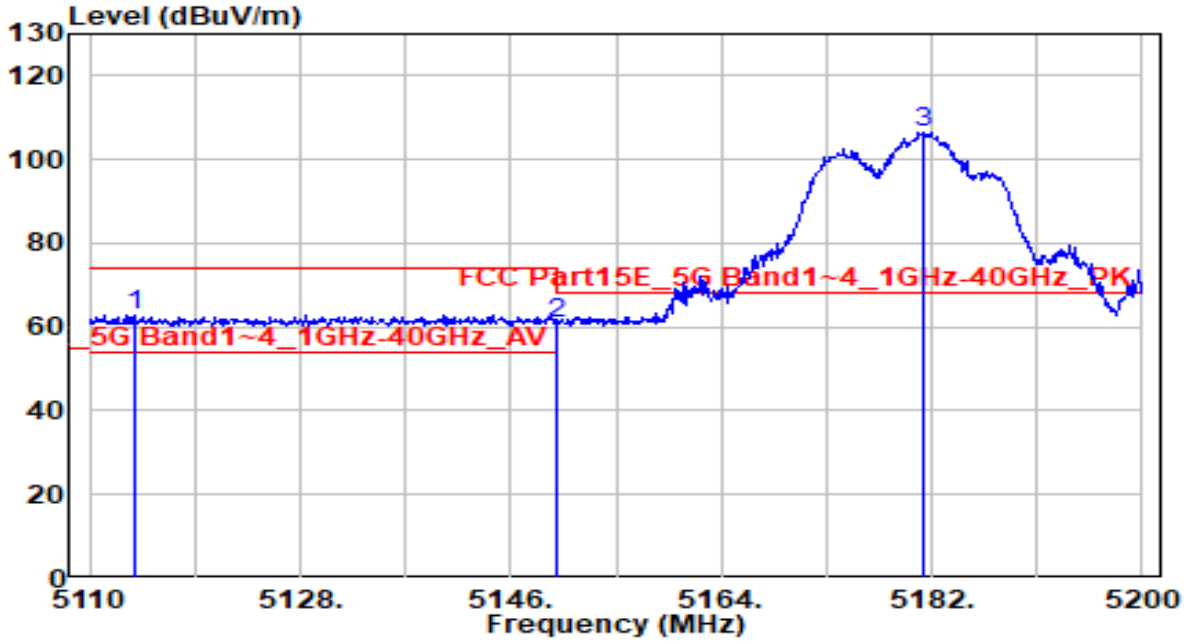

No		Frequency (MHz)	Reading (dBuV)	C.F (dB/m)	Measurement (dBuV/m)	Margin (dB)	Limit (dBuV/m)	Height (cm)	Angle (deg)	Remark (QP/PK/AV)
1	*	5113.870	62.04	0.75	62.80	-11.20	74.00	100	130	Peak
2		5150.000	59.87	0.80	60.66	-13.34	74.00	100	130	Peak
3		5181.370	105.85	0.83	106.68	N/A	N/A	100	130	Peak

Note:

1. " *", means this data is the worst emission level.
2. C.F (Correction Factor) = Antenna Factor (dB)+ Cable Loss (dB) – Preamplifier(dB) + 10dB Attenuation.
3. Measurement (dBuV/m) = Reading(dBuV) + C.F (Correction Factor).
4. The emission levels of other frequencies are very lower than the limit and not show in test report.

EUT	AX6000 8-Stream Wi-Fi 6 Router	Date of Test	2022-07-09
Factor	DRH18-E	Temp. / Humidity	25°C /65%
Polarity	Horizontal	Site / Test Engineer	AC2 / Ares
Test Mode	802.11a_TX_Band1_CH 36_ANT 0+1+2+3	Test Voltage	AC 120V/60Hz

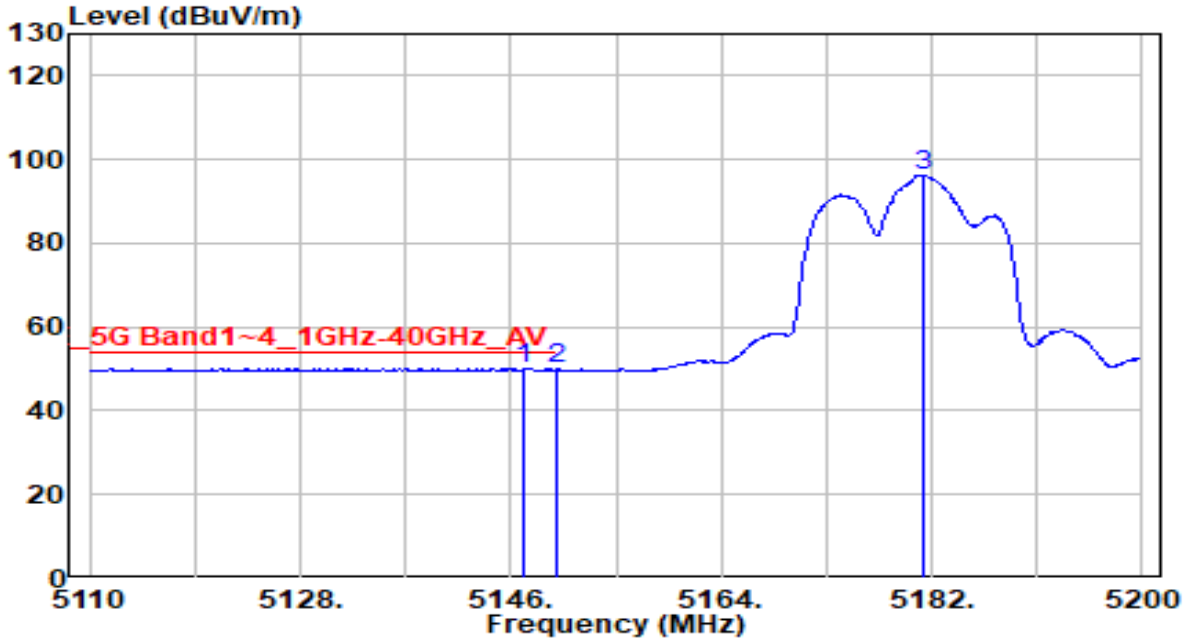

No		Frequency (MHz)	Reading (dBuV)	C.F (dB/m)	Measurement (dBuV/m)	Margin (dB)	Limit (dBuV/m)	Height (cm)	Angle (deg)	Remark (QP/PK/AV)
1	*	5147.170	49.25	0.79	50.04	-3.96	54.00	100	130	Average
2		5150.000	49.00	0.80	49.80	-4.20	54.00	100	130	Average
3		5181.190	95.42	0.83	96.25	N/A	N/A	100	130	Average

Note:

1. " *", means this data is the worst emission level.
2. C.F (Correction Factor) = Antenna Factor (dB)+ Cable Loss (dB) – Preamplifier(dB) + 10dB Attenuation.
3. Measurement (dBuV/m) = Reading(dBuV) + C.F (Correction Factor).
4. The emission levels of other frequencies are very lower than the limit and not show in test report.

EUT	AX6000 8-Stream Wi-Fi 6 Router	Date of Test	2022-07-09
Factor	DRH18-E	Temp. / Humidity	25°C /65%
Polarity	Vertical	Site / Test Engineer	AC2 / Ares
Test Mode	802.11a_TX_Band1_CH 36_ANT 0+1+2+3	Test Voltage	AC 120V/60Hz

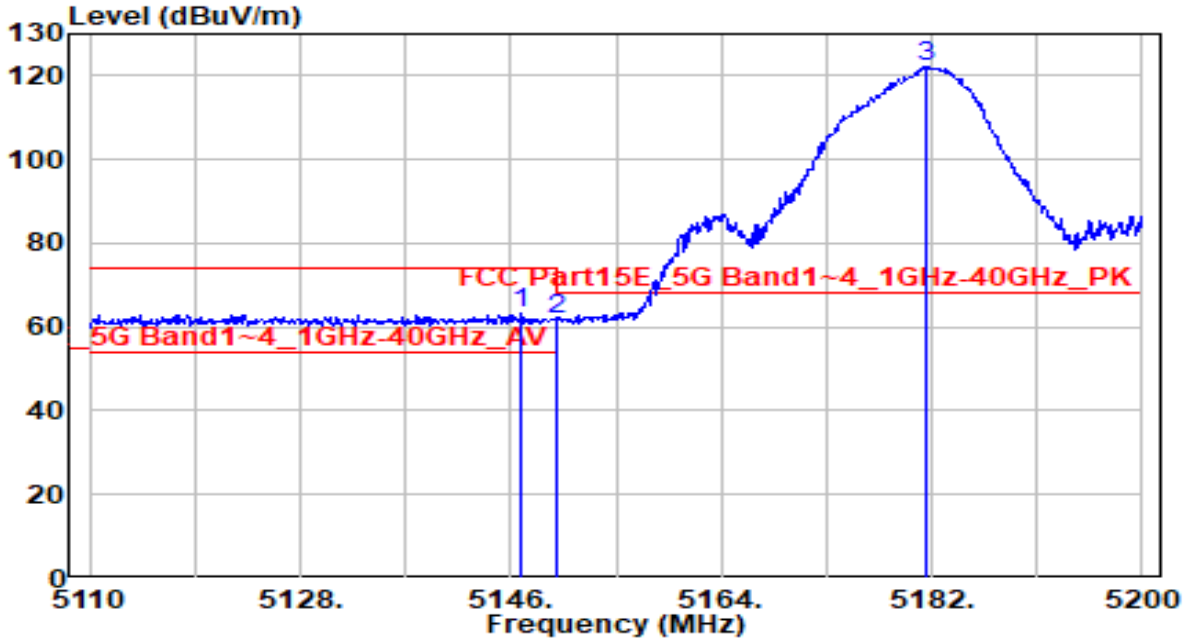

No		Frequency (MHz)	Reading (dBuV)	C.F (dB/m)	Measurement (dBuV/m)	Margin (dB)	Limit (dBuV/m)	Height (cm)	Angle (deg)	Remark (QP/PK/AV)
1	*	5146.900	62.50	0.79	63.29	-10.71	74.00	160	75	Peak
2		5150.000	60.94	0.80	61.74	-12.26	74.00	160	75	Peak
3		5181.640	121.46	0.84	122.29	N/A	N/A	160	75	Peak

Note:

1. " *", means this data is the worst emission level.
2. C.F (Correction Factor) = Antenna Factor (dB)+ Cable Loss (dB) – Preamplifier(dB) + 10dB Attenuation.
3. Measurement (dBuV/m) = Reading(dBuV) + C.F (Correction Factor).
4. The emission levels of other frequencies are very lower than the limit and not show in test report.

EUT	AX6000 8-Stream Wi-Fi 6 Router	Date of Test	2022-07-09
Factor	DRH18-E	Temp. / Humidity	25°C /65%
Polarity	Vertical	Site / Test Engineer	AC2 / Ares
Test Mode	802.11a_TX_Band1_CH 36_ANT 0+1+2+3	Test Voltage	AC 120V/60Hz

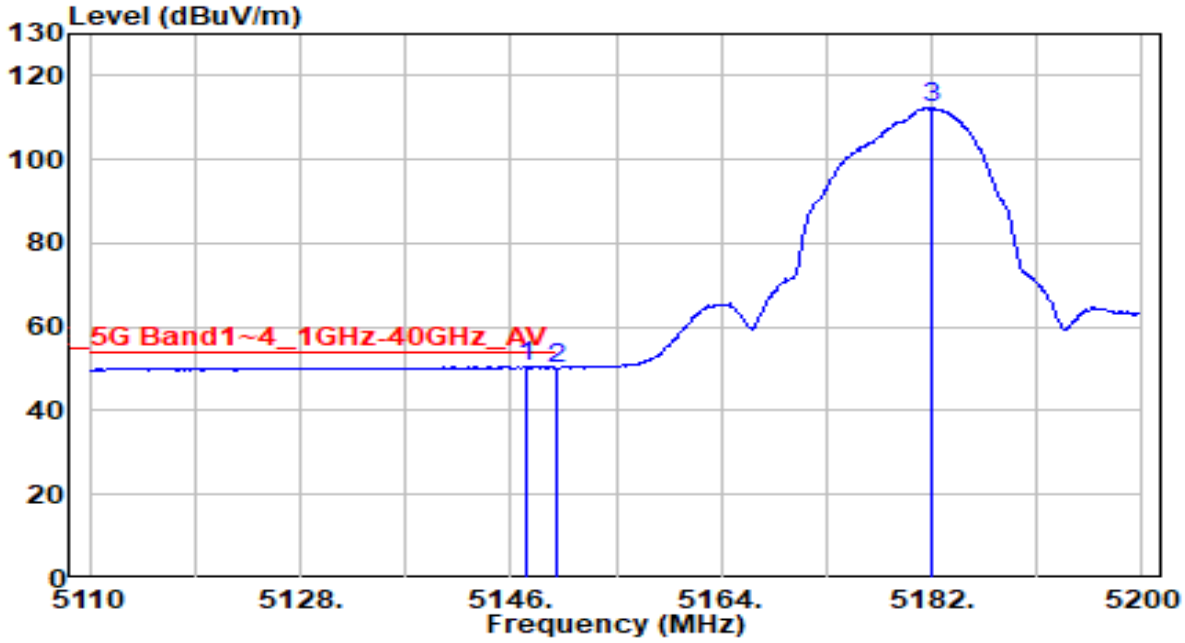

No		Frequency (MHz)	Reading (dBuV)	C.F (dB/m)	Measurement (dBuV/m)	Margin (dB)	Limit (dBuV/m)	Height (cm)	Angle (deg)	Remark (QP/PK/AV)
1	*	5147.260	49.80	0.79	50.59	-3.41	54.00	160	75	Average
2		5150.000	49.34	0.80	50.14	-3.86	54.00	160	75	Average
3		5182.000	111.47	0.84	112.30	N/A	N/A	160	75	Average

Note:

1. " *", means this data is the worst emission level.
2. C.F (Correction Factor) = Antenna Factor (dB)+ Cable Loss (dB) – Preamplifier(dB) + 10dB Attenuation.
3. Measurement (dBuV/m) = Reading(dBuV) + C.F (Correction Factor).
4. The emission levels of other frequencies are very lower than the limit and not show in test report.

EUT	AX6000 8-Stream Wi-Fi 6 Router	Date of Test	2022-07-09
Factor	DRH18-E	Temp. / Humidity	25°C /65%
Polarity	Horizontal	Site / Test Engineer	AC2 / Ares
Test Mode	802.11a_TX_Band2_CH 64_ANT 0+1+2+3	Test Voltage	AC 120V/60Hz

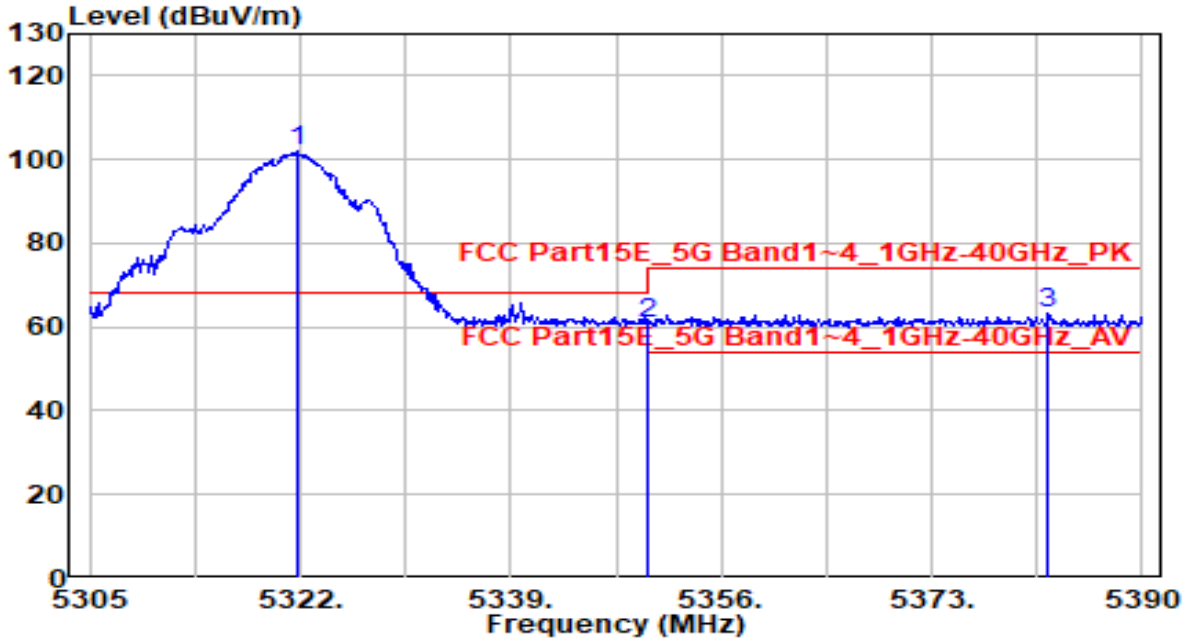

No		Frequency (MHz)	Reading (dBuV)	C.F (dB/m)	Measurement (dBuV/m)	Margin (dB)	Limit (dBuV/m)	Height (cm)	Angle (deg)	Remark (QP/PK/AV)
1		5321.745	101.19	0.64	101.83	N/A	N/A	100	170	Peak
2		5350.000	60.40	0.59	60.99	-13.01	74.00	100	170	Peak
3	*	5382.435	62.81	0.54	63.34	-10.66	74.00	100	170	Peak

Note:

1. " *", means this data is the worst emission level.
2. C.F (Correction Factor) = Antenna Factor (dB)+ Cable Loss (dB) – Preamplifier(dB) + 10dB Attenuation.
3. Measurement (dBuV/m) = Reading(dBuV) + C.F (Correction Factor).
4. The emission levels of other frequencies are very lower than the limit and not show in test report.

EUT	AX6000 8-Stream Wi-Fi 6 Router	Date of Test	2022-07-09
Factor	DRH18-E	Temp. / Humidity	25°C /65%
Polarity	Horizontal	Site / Test Engineer	AC2 / Ares
Test Mode	802.11a_TX_Band2_CH 64_ANT 0+1+2+3	Test Voltage	AC 120V/60Hz

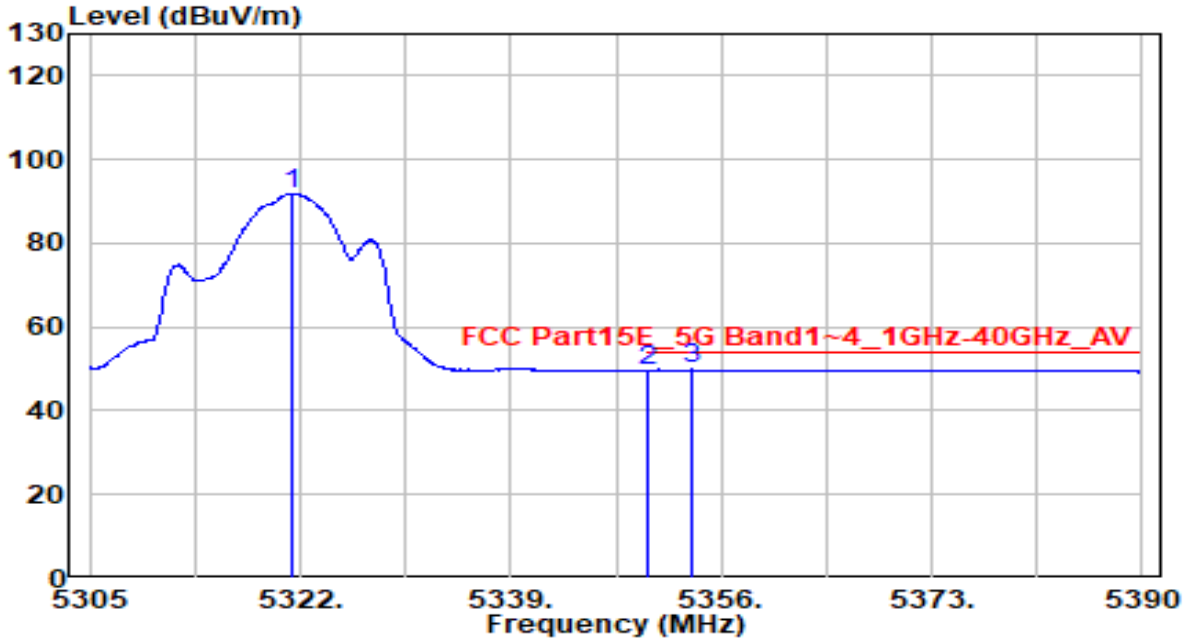

No		Frequency (MHz)	Reading (dBuV)	C.F (dB/m)	Measurement (dBuV/m)	Margin (dB)	Limit (dBuV/m)	Height (cm)	Angle (deg)	Remark (QP/PK/AV)
1		5321.235	91.22	0.64	91.86	N/A	N/A	100	170	Average
2		5350.000	48.92	0.59	49.51	-4.49	54.00	100	170	Average
3	*	5353.705	49.25	0.59	49.83	-4.17	54.00	100	170	Average

Note:

1. " *", means this data is the worst emission level.
2. C.F (Correction Factor) = Antenna Factor (dB)+ Cable Loss (dB) – Preamplifier(dB) + 10dB Attenuation.
3. Measurement (dBuV/m) = Reading(dBuV) + C.F (Correction Factor).
4. The emission levels of other frequencies are very lower than the limit and not show in test report.

EUT	AX6000 8-Stream Wi-Fi 6 Router	Date of Test	2022-07-09
Factor	DRH18-E	Temp. / Humidity	25°C /65%
Polarity	Vertical	Site / Test Engineer	AC2 / Ares
Test Mode	802.11a_TX_Band2_CH 64_ANT 0+1+2+3	Test Voltage	AC 120V/60Hz

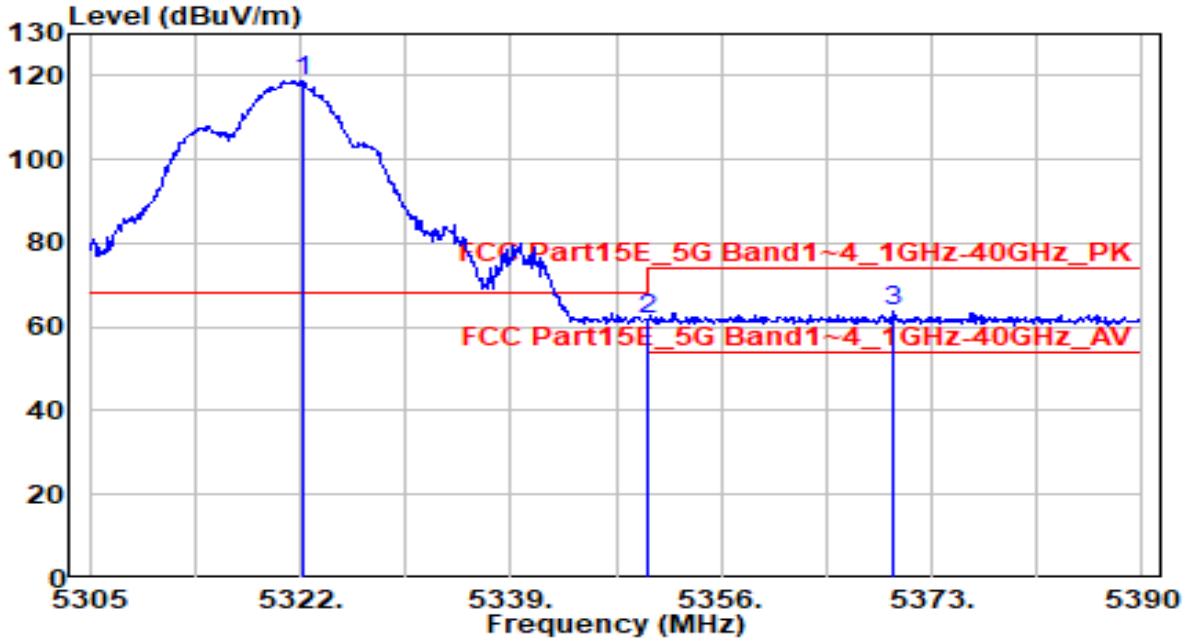

No		Frequency (MHz)	Reading (dBuV)	C.F (dB/m)	Measurement (dBuV/m)	Margin (dB)	Limit (dBuV/m)	Height (cm)	Angle (deg)	Remark (QP/PK/AV)
1		5322.170	118.24	0.64	118.89	N/A	N/A	150	190	Peak
2		5350.000	61.07	0.59	61.67	-12.33	74.00	150	190	Peak
3	*	5369.855	63.06	0.56	63.62	-10.38	74.00	150	190	Peak

Note:

1. " *", means this data is the worst emission level.
2. C.F (Correction Factor) = Antenna Factor (dB)+ Cable Loss (dB) – Preamplifier(dB) + 10dB Attenuation.
3. Measurement (dBuV/m) = Reading(dBuV) + C.F (Correction Factor).
4. The emission levels of other frequencies are very lower than the limit and not show in test report.

EUT	AX6000 8-Stream Wi-Fi 6 Router	Date of Test	2022-07-09
Factor	DRH18-E	Temp. / Humidity	25°C /65%
Polarity	Vertical	Site / Test Engineer	AC2 / Ares
Test Mode	802.11a_TX_Band2_CH 64_ANT 0+1+2+3	Test Voltage	AC 120V/60Hz

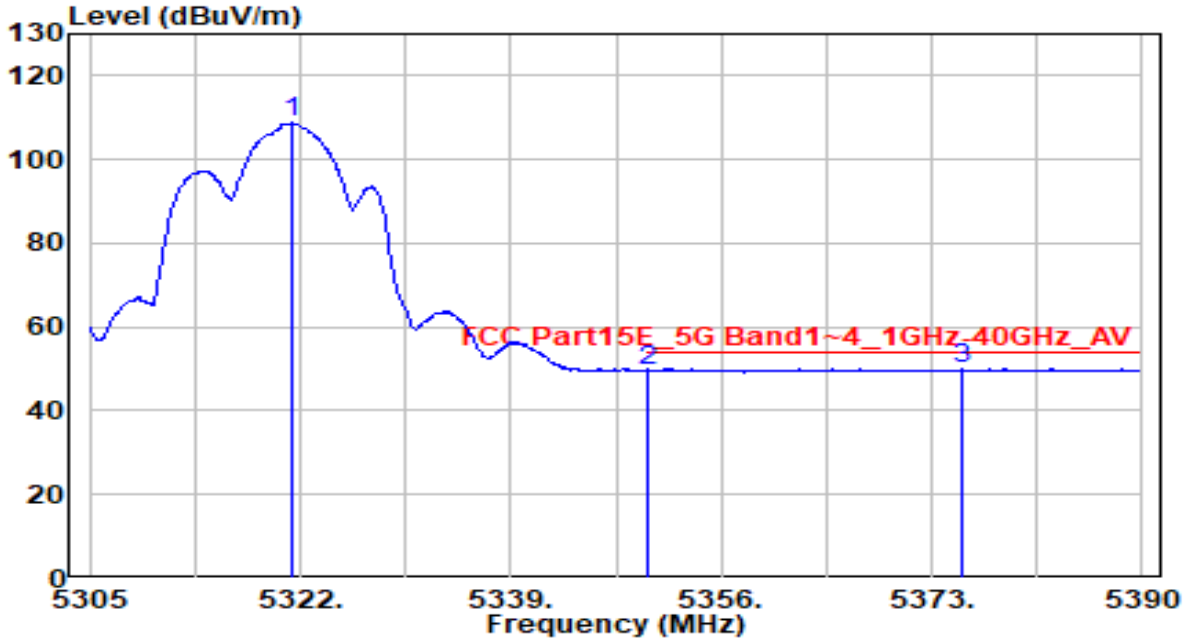

No		Frequency (MHz)	Reading (dBuV)	C.F (dB/m)	Measurement (dBuV/m)	Margin (dB)	Limit (dBuV/m)	Height (cm)	Angle (deg)	Remark (QP/PK/AV)
1		5321.320	108.03	0.64	108.68	N/A	N/A	150	190	Average
2		5350.000	49.17	0.59	49.76	-4.24	54.00	150	190	Average
3	*	5375.550	49.49	0.55	50.04	-3.96	54.00	150	190	Average

Note:

1. " *", means this data is the worst emission level.
2. C.F (Correction Factor) = Antenna Factor (dB)+ Cable Loss (dB) – Preamplifier(dB) + 10dB Attenuation.
3. Measurement (dBuV/m) = Reading(dBuV) + C.F (Correction Factor).
4. The emission levels of other frequencies are very lower than the limit and not show in test report.

EUT	AX6000 8-Stream Wi-Fi 6 Router	Date of Test	2022-07-20
Factor	DRH18-E	Temp. / Humidity	25°C /65%
Polarity	Horizontal	Site / Test Engineer	AC2 / Ares
Test Mode	802.11a_TX_Band3_CH 100_ANT 0+1+2+3	Test Voltage	AC 120V/60Hz

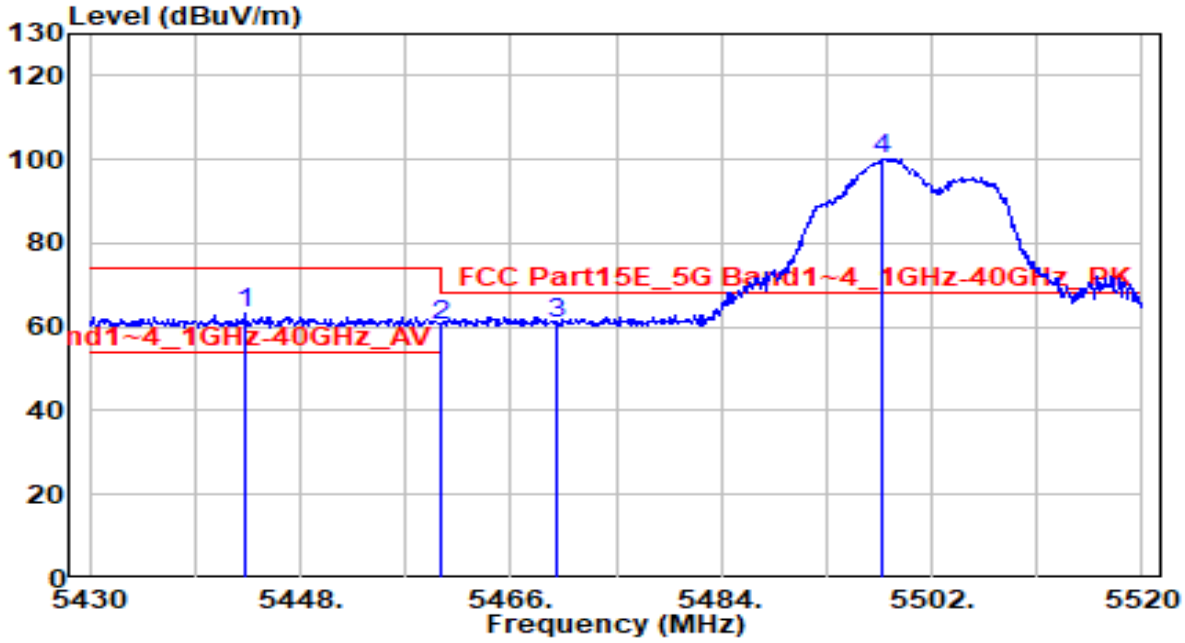

No		Frequency (MHz)	Reading (dBuV)	C.F (dB/m)	Measurement (dBuV/m)	Margin (dB)	Limit (dBuV/m)	Height (cm)	Angle (deg)	Remark (QP/PK/AV)
1		5443.320	62.45	0.69	63.14	-10.86	74.00	100	345	Peak
2		5460.000	59.82	0.76	60.58	-13.42	74.00	100	345	Peak
3	*	5470.000	60.22	0.80	61.03	-7.17	68.20	100	345	Peak
4		5497.770	99.26	0.92	100.18	N/A	N/A	100	345	Peak

Note:

1. " *", means this data is the worst emission level.
2. C.F (Correction Factor) = Antenna Factor (dB)+ Cable Loss (dB) – Preamplifier(dB) + 10dB Attenuation.
3. Measurement (dBuV/m) = Reading(dBuV) + C.F (Correction Factor).
4. The emission levels of other frequencies are very lower than the limit and not show in test report.

EUT	AX6000 8-Stream Wi-Fi 6 Router	Date of Test	2022-07-20
Factor	DRH18-E	Temp. / Humidity	25°C /65%
Polarity	Horizontal	Site / Test Engineer	AC2 / Ares
Test Mode	802.11a_TX_Band3_CH 100_ANT 0+1+2+3	Test Voltage	AC 120V/60Hz

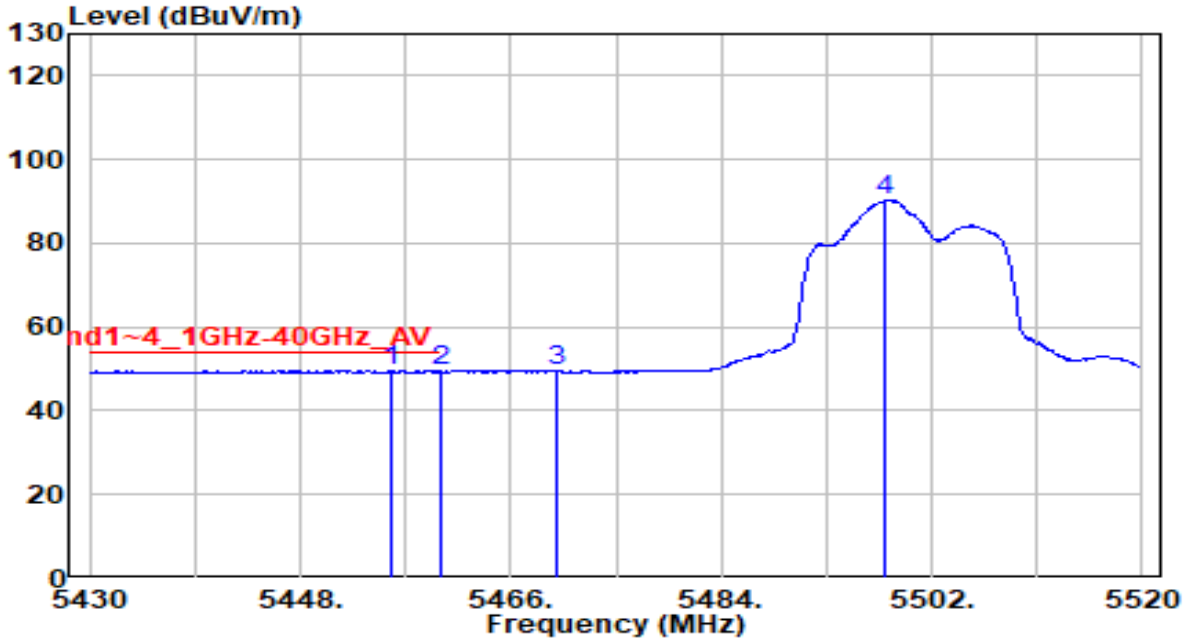

No		Frequency (MHz)	Reading (dBuV)	C.F (dB/m)	Measurement (dBuV/m)	Margin (dB)	Limit (dBuV/m)	Height (cm)	Angle (deg)	Remark (QP/PK/AV)
1	*	5455.740	48.85	0.74	49.59	-4.41	54.00	100	345	Average
2		5460.000	48.76	0.76	49.52	-4.48	54.00	100	345	Average
3		5470.000	48.60	0.80	49.40	N/A	N/A	100	345	Average
4		5498.040	89.30	0.92	90.22	N/A	N/A	100	345	Average

Note:

1. " *", means this data is the worst emission level.
2. C.F (Correction Factor) = Antenna Factor (dB)+ Cable Loss (dB) – Preamplifier(dB) + 10dB Attenuation.
3. Measurement (dBuV/m) = Reading(dBuV) + C.F (Correction Factor).
4. The emission levels of other frequencies are very lower than the limit and not show in test report.

EUT	AX6000 8-Stream Wi-Fi 6 Router	Date of Test	2022-07-20
Factor	DRH18-E	Temp. / Humidity	25°C /65%
Polarity	Vertical	Site / Test Engineer	AC2 / Ares
Test Mode	802.11a_TX_Band3_CH 100_ANT 0+1+2+3	Test Voltage	AC 120V/60Hz

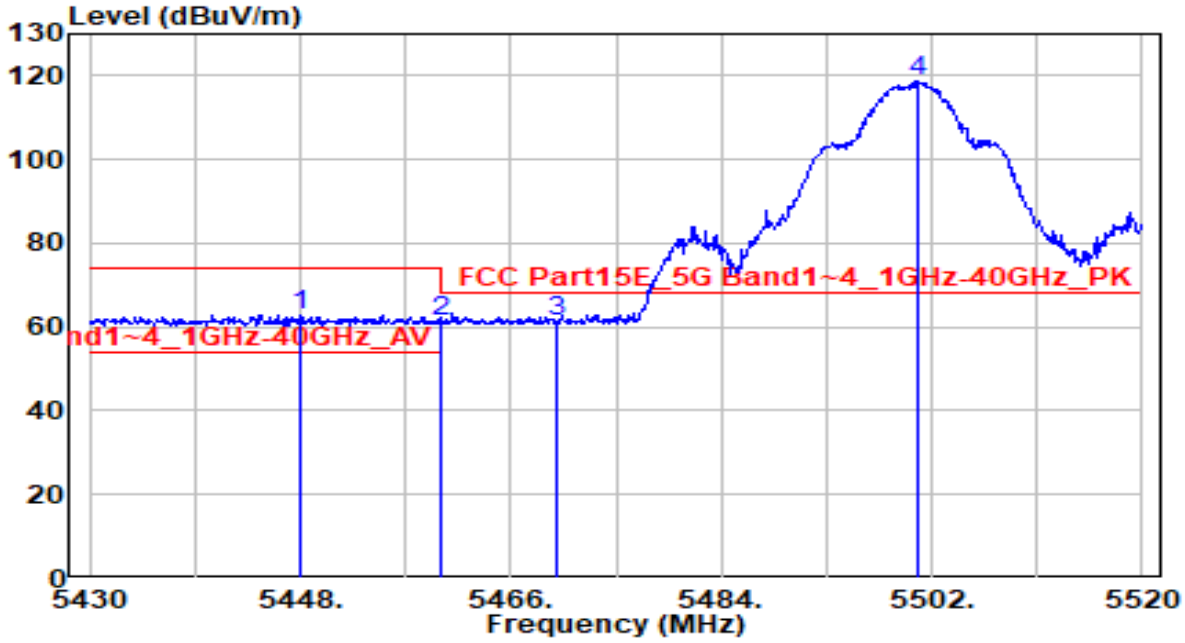

No		Frequency (MHz)	Reading (dBuV)	C.F (dB/m)	Measurement (dBuV/m)	Margin (dB)	Limit (dBuV/m)	Height (cm)	Angle (deg)	Remark (QP/PK/AV)
1		5448.090	62.21	0.71	62.92	-11.08	74.00	150	350	Peak
2		5460.000	60.69	0.76	61.45	-12.55	74.00	150	350	Peak
3	*	5470.000	60.60	0.80	61.41	-6.79	68.20	150	350	Peak
4		5500.920	117.92	0.93	118.85	N/A	N/A	150	350	Peak

Note:

1. " *", means this data is the worst emission level.
2. C.F (Correction Factor) = Antenna Factor (dB)+ Cable Loss (dB) – Preamplifier(dB) + 10dB Attenuation.
3. Measurement (dBuV/m) = Reading(dBuV) + C.F (Correction Factor).
4. The emission levels of other frequencies are very lower than the limit and not show in test report.

EUT	AX6000 8-Stream Wi-Fi 6 Router	Date of Test	2022-07-20
Factor	DRH18-E	Temp. / Humidity	25°C /65%
Polarity	Vertical	Site / Test Engineer	AC2 / Ares
Test Mode	802.11a_TX_Band3_CH 100_ANT 0+1+2+3	Test Voltage	AC 120V/60Hz

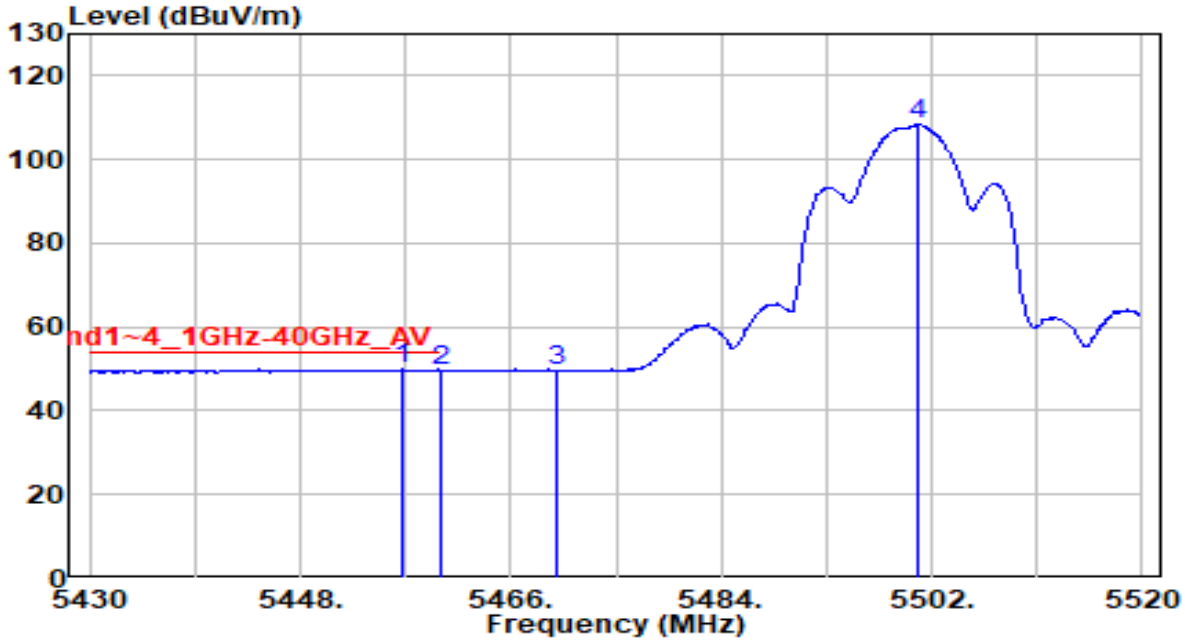

No		Frequency (MHz)	Reading (dBuV)	C.F (dB/m)	Measurement (dBuV/m)	Margin (dB)	Limit (dBuV/m)	Height (cm)	Angle (deg)	Remark (QP/PK/AV)
1	*	5456.640	49.11	0.75	49.86	-4.14	54.00	150	350	Average
2		5460.000	48.85	0.76	49.61	-4.39	54.00	150	350	Average
3		5470.000	48.82	0.80	49.62	N/A	N/A	150	350	Average
4		5500.920	107.46	0.93	108.39	N/A	N/A	150	350	Average

Note:

1. " *", means this data is the worst emission level.
2. C.F (Correction Factor) = Antenna Factor (dB)+ Cable Loss (dB) – Preamplifier(dB) + 10dB Attenuation.
3. Measurement (dBuV/m) = Reading(dBuV) + C.F (Correction Factor).
4. The emission levels of other frequencies are very lower than the limit and not show in test report.

EUT	AX6000 8-Stream Wi-Fi 6 Router	Date of Test	2022-07-20
Factor	DRH18-E	Temp. / Humidity	25°C /65%
Polarity	Horizontal	Site / Test Engineer	AC2 / Ares
Test Mode	802.11a_TX_Band3_CH 140_ANT 0+1+2+3	Test Voltage	AC 120V/60Hz

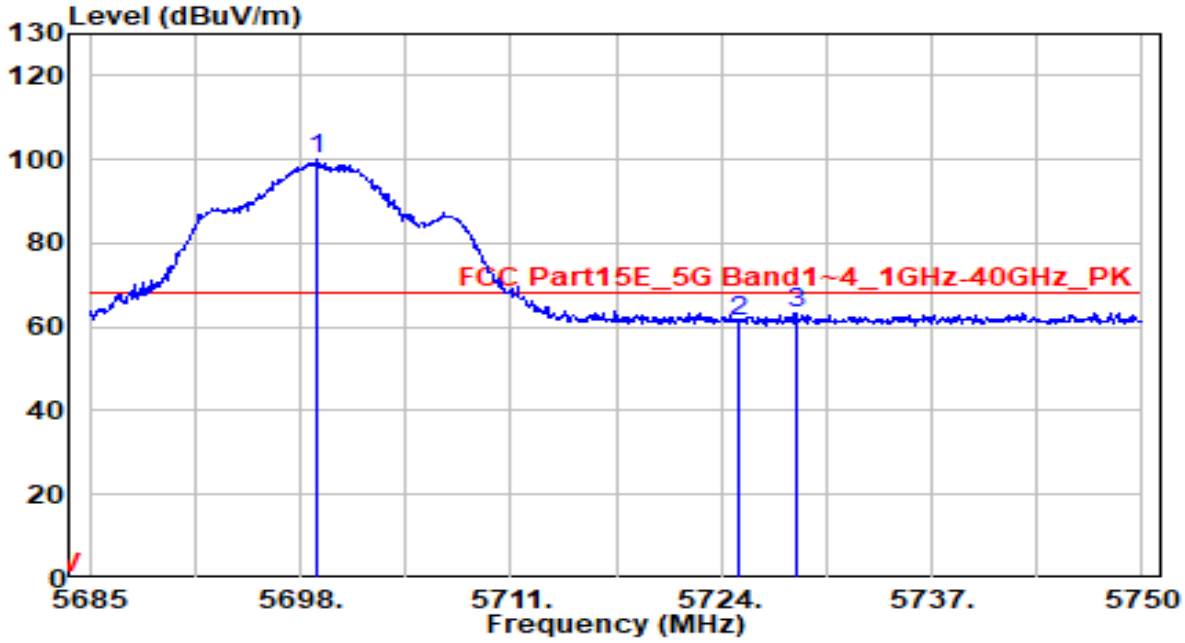

No		Frequency (MHz)	Reading (dBuV)	C.F (dB/m)	Measurement (dBuV/m)	Margin (dB)	Limit (dBuV/m)	Height (cm)	Angle (deg)	Remark (QP/PK/AV)
1		5698.975	98.43	1.78	100.21	N/A	N/A	100	345	Peak
2		5725.000	59.32	1.89	61.21	-6.99	68.20	100	345	Peak
3	*	5728.615	61.60	1.90	63.51	-4.69	68.20	100	345	Peak

Note:

1. " *", means this data is the worst emission level.
2. C.F (Correction Factor) = Antenna Factor (dB)+ Cable Loss (dB) – Preamplifier(dB) + 10dB Attenuation.
3. Measurement (dBuV/m) = Reading(dBuV) + C.F (Correction Factor).
4. The emission levels of other frequencies are very lower than the limit and not show in test report.

EUT	AX6000 8-Stream Wi-Fi 6 Router	Date of Test	2022-07-20
Factor	DRH18-E	Temp. / Humidity	25°C /65%
Polarity	Vertical	Site / Test Engineer	AC2 / Ares
Test Mode	802.11a_TX_Band3_CH 140_ANT 0+1+2+3	Test Voltage	AC 120V/60Hz

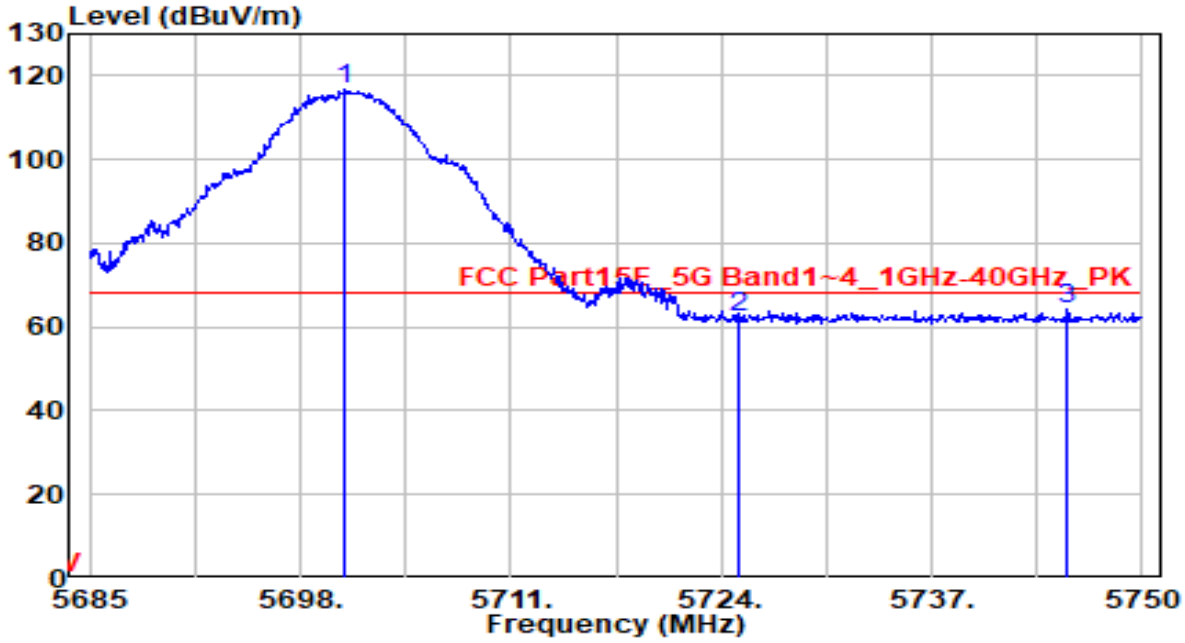

No		Frequency (MHz)	Reading (dBuV)	C.F (dB/m)	Measurement (dBuV/m)	Margin (dB)	Limit (dBuV/m)	Height (cm)	Angle (deg)	Remark (QP/PK/AV)
1		5700.730	115.19	1.79	116.98	N/A	N/A	150	350	Peak
2		5725.000	60.53	1.89	62.42	-5.78	68.20	150	350	Peak
3	*	5745.385	62.08	1.97	64.05	-4.15	68.20	150	350	Peak

Note:

1. " *", means this data is the worst emission level.
2. C.F (Correction Factor) = Antenna Factor (dB)+ Cable Loss (dB) – Preamplifier(dB) + 10dB Attenuation.
3. Measurement (dBuV/m) = Reading(dBuV) + C.F (Correction Factor).
4. The emission levels of other frequencies are very lower than the limit and not show in test report.

EUT	AX6000 8-Stream Wi-Fi 6 Router	Date of Test	2022-07-09
Factor	DRH18-E	Temp. / Humidity	25°C /65%
Polarity	Horizontal	Site / Test Engineer	AC2 / Ares
Test Mode	802.11a_TX_Band4_CH 149_ANT 0+1+2+3	Test Voltage	AC 120V/60Hz

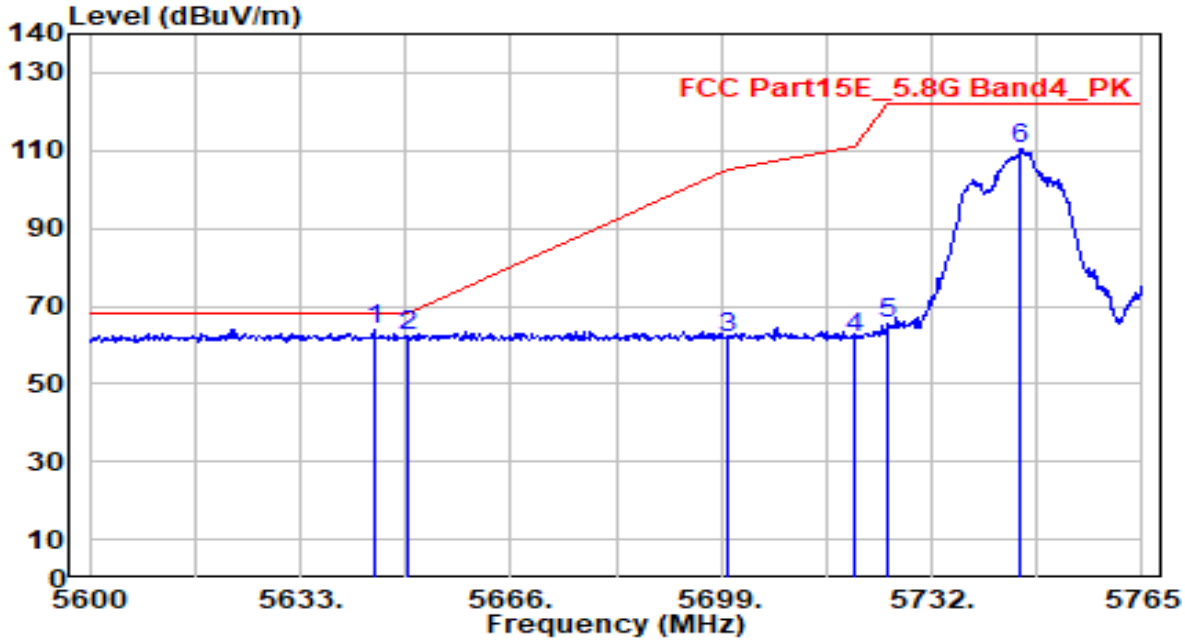

No		Frequency (MHz)	Reading (dBuV)	C.F (dB/m)	Measurement (dBuV/m)	Margin (dB)	Limit (dBuV/m)	Height (cm)	Angle (deg)	Remark (QP/PK/AV)
1	*	5644.550	62.18	1.56	63.75	-4.45	68.20	100	305	Peak
2		5650.000	60.72	1.59	62.31	-5.89	68.20	100	305	Peak
3		5700.000	59.95	1.79	61.74	-43.46	105.20	100	305	Peak
4		5720.000	60.13	1.87	62.00	-48.80	110.80	100	305	Peak
5		5725.000	63.63	1.89	65.52	-56.68	122.20	100	305	Peak
6		5745.860	108.65	1.97	110.62	N/A	N/A	100	305	Peak

Note:

1. " *", means this data is the worst emission level.
2. C.F (Correction Factor) = Antenna Factor (dB)+ Cable Loss (dB) – Preamplifier(dB) + 10dB Attenuation.
3. Measurement (dBuV/m) = Reading(dBuV) + C.F (Correction Factor).
4. The emission levels of other frequencies are very lower than the limit and not show in test report.

EUT	AX6000 8-Stream Wi-Fi 6 Router	Date of Test	2022-07-09
Factor	DRH18-E	Temp. / Humidity	25°C /65%
Polarity	Vertical	Site / Test Engineer	AC2 / Ares
Test Mode	802.11a_TX_Band4_CH 149_ANT 0+1+2+3	Test Voltage	AC 120V/60Hz

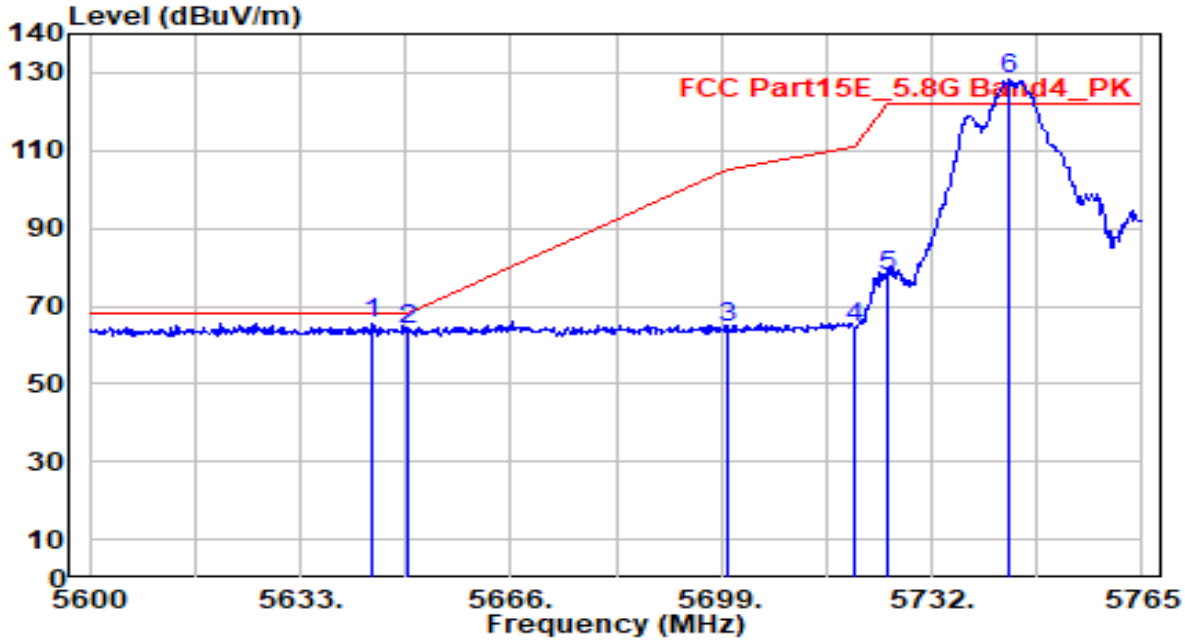

No		Frequency (MHz)	Reading (dBuV)	C.F (dB/m)	Measurement (dBuV/m)	Margin (dB)	Limit (dBuV/m)	Height (cm)	Angle (deg)	Remark (QP/PK/AV)
1	*	5644.220	63.84	1.56	65.41	-2.79	68.20	180	220	Peak
2		5650.000	62.26	1.59	63.85	-4.35	68.20	180	220	Peak
3		5700.000	62.45	1.79	64.24	-40.96	105.20	180	220	Peak
4		5720.000	62.39	1.87	64.26	-46.54	110.80	180	220	Peak
5		5725.000	75.59	1.89	77.48	-44.72	122.20	180	220	Peak
6		5744.045	126.23	1.97	128.20	N/A	N/A	180	220	Peak

Note:

1. " *", means this data is the worst emission level.
2. C.F (Correction Factor) = Antenna Factor (dB)+ Cable Loss (dB) – Preamplifier(dB) + 10dB Attenuation.
3. Measurement (dBuV/m) = Reading(dBuV) + C.F (Correction Factor).
4. The emission levels of other frequencies are very lower than the limit and not show in test report.

EUT	AX6000 8-Stream Wi-Fi 6 Router	Date of Test	2022-07-09
Factor	DRH18-E	Temp. / Humidity	25°C /65%
Polarity	Horizontal	Site / Test Engineer	AC2 / Ares
Test Mode	802.11a_TX_Band4_CH 165_ANT 0+1+2+3	Test Voltage	AC 120V/60Hz

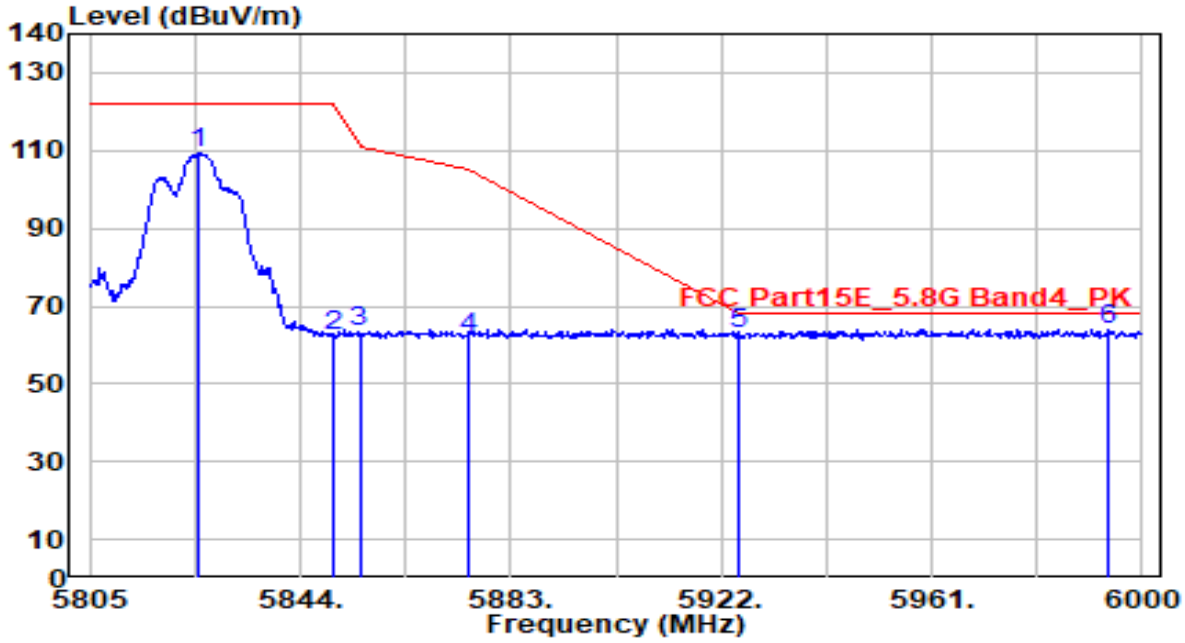

No		Frequency (MHz)	Reading (dBuV)	C.F (dB/m)	Measurement (dBuV/m)	Margin (dB)	Limit (dBuV/m)	Height (cm)	Angle (deg)	Remark (QP/PK/AV)
1		5825.085	107.21	2.23	109.44	N/A	N/A	110	305	Peak
2		5850.000	60.25	2.27	62.52	-59.68	122.20	110	305	Peak
3		5855.000	60.95	2.28	63.23	-47.57	110.80	110	305	Peak
4		5875.000	59.62	2.31	61.93	-43.27	105.20	110	305	Peak
5		5925.000	60.30	2.38	62.69	-5.51	68.20	110	305	Peak
6	*	5993.760	61.60	2.49	64.09	-4.11	68.20	110	305	Peak

Note:

1. " *", means this data is the worst emission level.
2. C.F (Correction Factor) = Antenna Factor (dB)+ Cable Loss (dB) – Preamplifier(dB) + 10dB Attenuation.
3. Measurement (dBuV/m) = Reading(dBuV) + C.F (Correction Factor).
4. The emission levels of other frequencies are very lower than the limit and not show in test report.

EUT	AX6000 8-Stream Wi-Fi 6 Router	Date of Test	2022-07-09
Factor	DRH18-E	Temp. / Humidity	25°C /65%
Polarity	Vertical	Site / Test Engineer	AC2 / Ares
Test Mode	802.11a_TX_Band4_CH 165_ANT 0+1+2+3	Test Voltage	AC 120V/60Hz

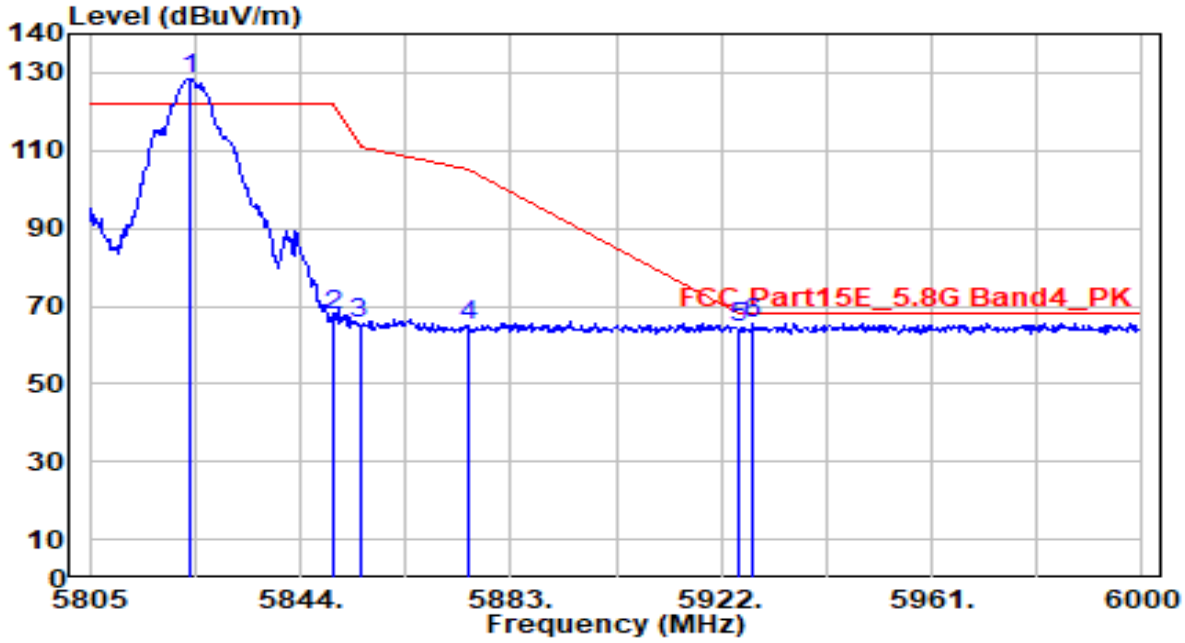

No		Frequency (MHz)	Reading (dBuV)	C.F (dB/m)	Measurement (dBuV/m)	Margin (dB)	Limit (dBuV/m)	Height (cm)	Angle (deg)	Remark (QP/PK/AV)
1		5823.720	126.38	2.23	128.61	N/A	N/A	170	220	Peak
2		5850.000	65.44	2.27	67.71	-54.49	122.20	170	220	Peak
3		5855.000	63.06	2.28	65.34	-45.46	110.80	170	220	Peak
4		5875.000	62.53	2.31	64.84	-40.36	105.20	170	220	Peak
5		5925.000	61.92	2.38	64.31	-3.89	68.20	170	220	Peak
6	*	5927.850	63.31	2.39	65.70	-2.50	68.20	170	220	Peak

Note:

1. " *", means this data is the worst emission level.
2. C.F (Correction Factor) = Antenna Factor (dB)+ Cable Loss (dB) – Preamplifier(dB) + 10dB Attenuation.
3. Measurement (dBuV/m) = Reading(dBuV) + C.F (Correction Factor).
4. The emission levels of other frequencies are very lower than the limit and not show in test report.

EUT	AX6000 8-Stream Wi-Fi 6 Router	Date of Test	2022-07-09
Factor	DRH18-E	Temp. / Humidity	25°C /65%
Polarity	Horizontal	Site / Test Engineer	AC2 / Ares
Test Mode	802.11ac-20MHz_TX_Band1_CH 36_ANT 0+1+2+3	Test Voltage	AC 120V/60Hz

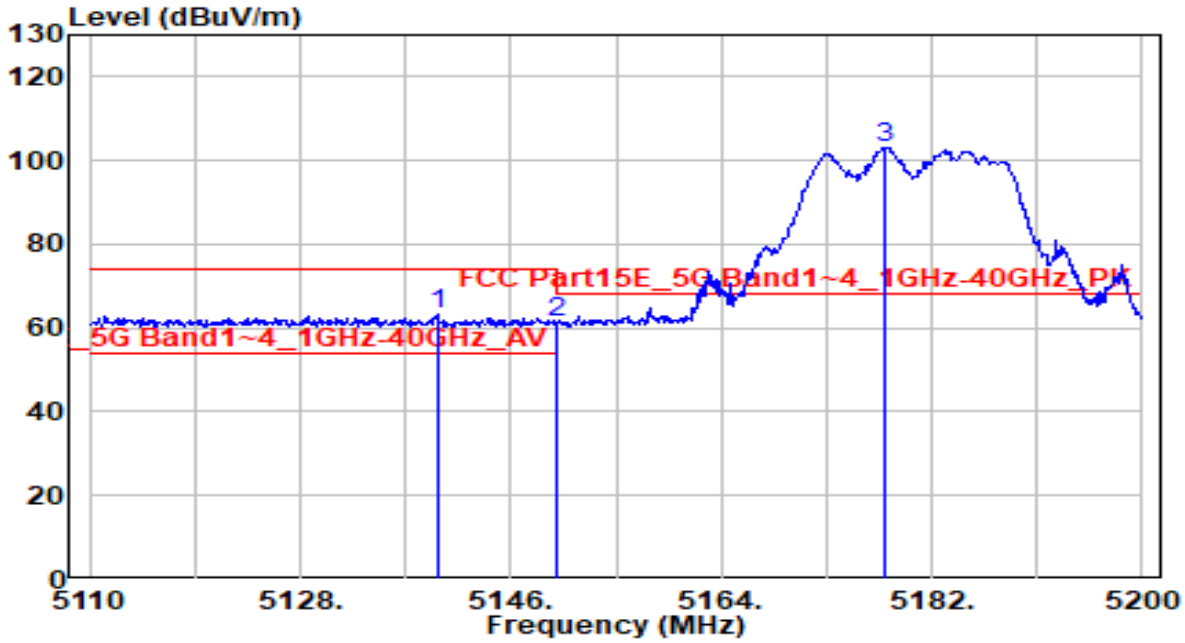

No		Frequency (MHz)	Reading (dBuV)	C.F (dB/m)	Measurement (dBuV/m)	Margin (dB)	Limit (dBuV/m)	Height (cm)	Angle (deg)	Remark (QP/PK/AV)
1	*	5139.700	62.43	0.78	63.21	-10.79	74.00	110	65	Peak
2		5150.000	60.73	0.80	61.52	-12.48	74.00	110	65	Peak
3		5178.040	102.28	0.83	103.11	N/A	N/A	110	65	Peak

Note:

1. " *", means this data is the worst emission level.
2. C.F (Correction Factor) = Antenna Factor (dB)+ Cable Loss (dB) – Preamplifier(dB) + 10dB Attenuation.
3. Measurement (dBuV/m) = Reading(dBuV) + C.F (Correction Factor).
4. The emission levels of other frequencies are very lower than the limit and not show in test report.

EUT	AX6000 8-Stream Wi-Fi 6 Router	Date of Test	2022-07-09
Factor	DRH18-E	Temp. / Humidity	25°C /65%
Polarity	Horizontal	Site / Test Engineer	AC2 / Ares
Test Mode	802.11ac-20MHz_TX_Band1_CH 36_ANT 0+1+2+3	Test Voltage	AC 120V/60Hz

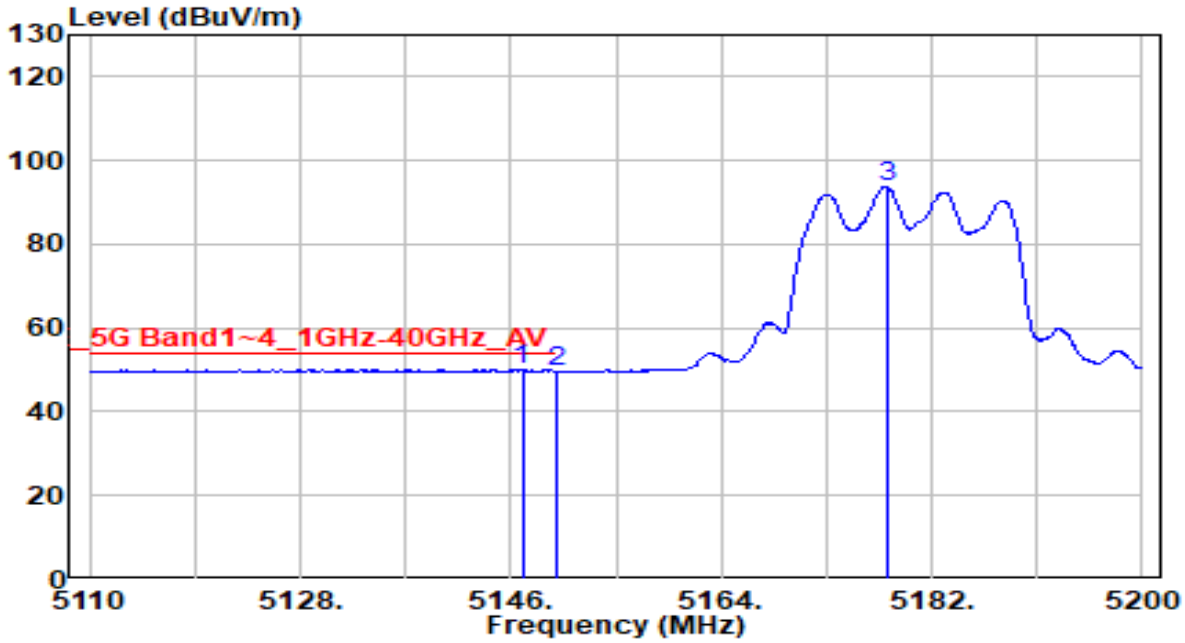

No		Frequency (MHz)	Reading (dBuV)	C.F (dB/m)	Measurement (dBuV/m)	Margin (dB)	Limit (dBuV/m)	Height (cm)	Angle (deg)	Remark (QP/PK/AV)
1	*	5146.990	49.18	0.79	49.97	-4.03	54.00	110	65	Average
2		5150.000	48.90	0.80	49.70	-4.30	54.00	110	65	Average
3		5178.130	92.84	0.83	93.67	N/A	N/A	110	65	Average

Note:

1. " *", means this data is the worst emission level.
2. C.F (Correction Factor) = Antenna Factor (dB)+ Cable Loss (dB) – Preamplifier(dB) + 10dB Attenuation.
3. Measurement (dBuV/m) = Reading(dBuV) + C.F (Correction Factor).
4. The emission levels of other frequencies are very lower than the limit and not show in test report.

EUT	AX6000 8-Stream Wi-Fi 6 Router	Date of Test	2022-07-09
Factor	DRH18-E	Temp. / Humidity	25°C /65%
Polarity	Vertical	Site / Test Engineer	AC2 / Ares
Test Mode	802.11ac-20MHz_TX_Band1_CH 36_ANT 0+1+2+3	Test Voltage	AC 120V/60Hz

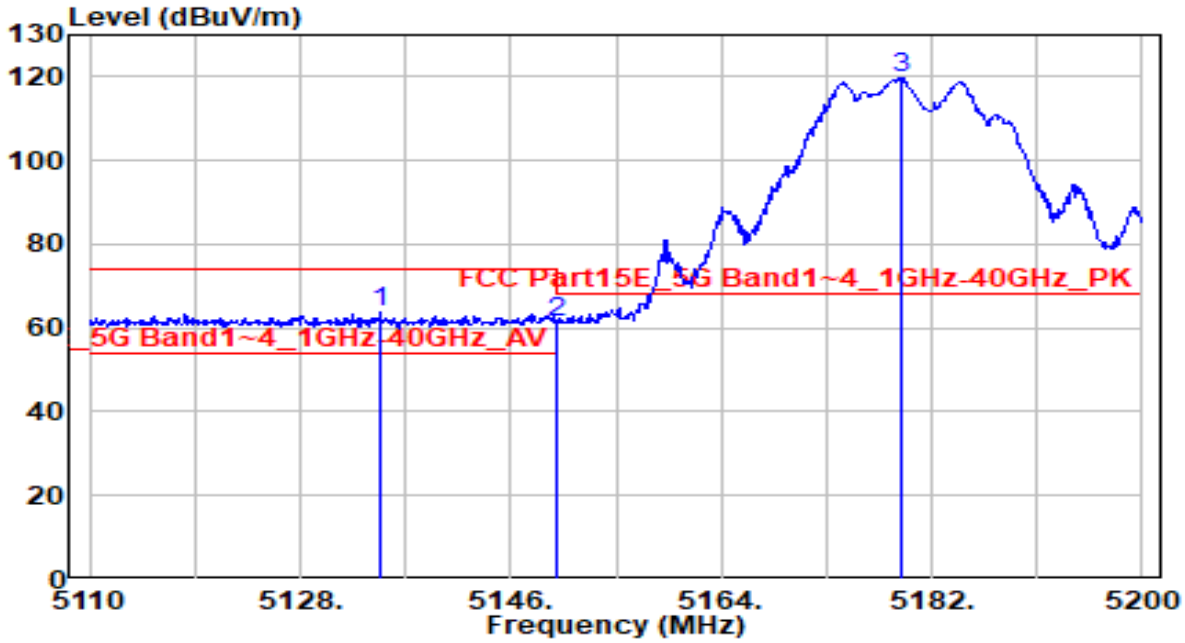

No		Frequency (MHz)	Reading (dBuV)	C.F (dB/m)	Measurement (dBuV/m)	Margin (dB)	Limit (dBuV/m)	Height (cm)	Angle (deg)	Remark (QP/PK/AV)
1	*	5134.840	62.95	0.78	63.72	-10.28	74.00	100	15	Peak
2		5150.000	60.74	0.80	61.54	-12.46	74.00	100	15	Peak
3		5179.390	119.06	0.83	119.89	N/A	N/A	100	15	Peak

Note:

1. " *", means this data is the worst emission level.
2. C.F (Correction Factor) = Antenna Factor (dB)+ Cable Loss (dB) – Preamplifier(dB) + 10dB Attenuation.
3. Measurement (dBuV/m) = Reading(dBuV) + C.F (Correction Factor).
4. The emission levels of other frequencies are very lower than the limit and not show in test report.

EUT	AX6000 8-Stream Wi-Fi 6 Router	Date of Test	2022-07-09
Factor	DRH18-E	Temp. / Humidity	25°C /65%
Polarity	Vertical	Site / Test Engineer	AC2 / Ares
Test Mode	802.11ac-20MHz_TX_Band1_CH 36_ANT 0+1+2+3	Test Voltage	AC 120V/60Hz

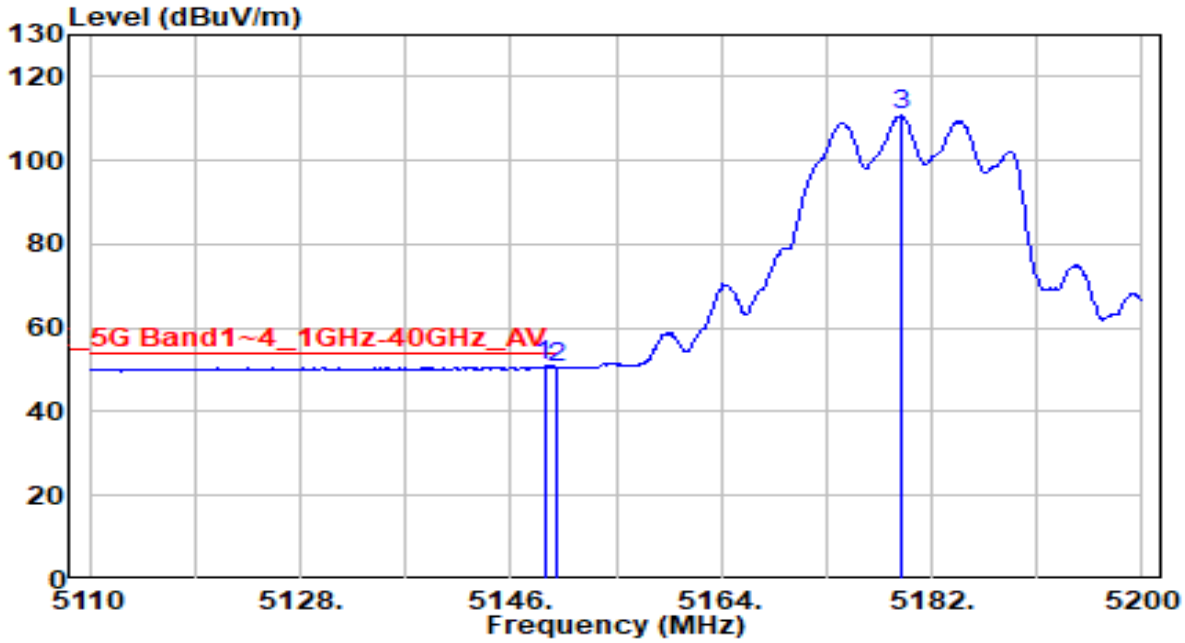

No		Frequency (MHz)	Reading (dBuV)	C.F (dB/m)	Measurement (dBuV/m)	Margin (dB)	Limit (dBuV/m)	Height (cm)	Angle (deg)	Remark (QP/PK/AV)
1	*	5148.880	50.08	0.79	50.87	-3.13	54.00	100	15	Average
2		5150.000	49.95	0.80	50.74	-3.26	54.00	100	15	Average
3		5179.390	109.91	0.83	110.74	N/A	N/A	100	15	Average

Note:

1. " *", means this data is the worst emission level.
2. C.F (Correction Factor) = Antenna Factor (dB)+ Cable Loss (dB) – Preamplifier(dB) + 10dB Attenuation.
3. Measurement (dBuV/m) = Reading(dBuV) + C.F (Correction Factor).
4. The emission levels of other frequencies are very lower than the limit and not show in test report.

EUT	AX6000 8-Stream Wi-Fi 6 Router	Date of Test	2022-07-09
Factor	DRH18-E	Temp. / Humidity	25°C /65%
Polarity	Horizontal	Site / Test Engineer	AC2 / Ares
Test Mode	802.11ac-20MHz_TX_Band2_CH 64_ANT 0+1+2+3	Test Voltage	AC 120V/60Hz

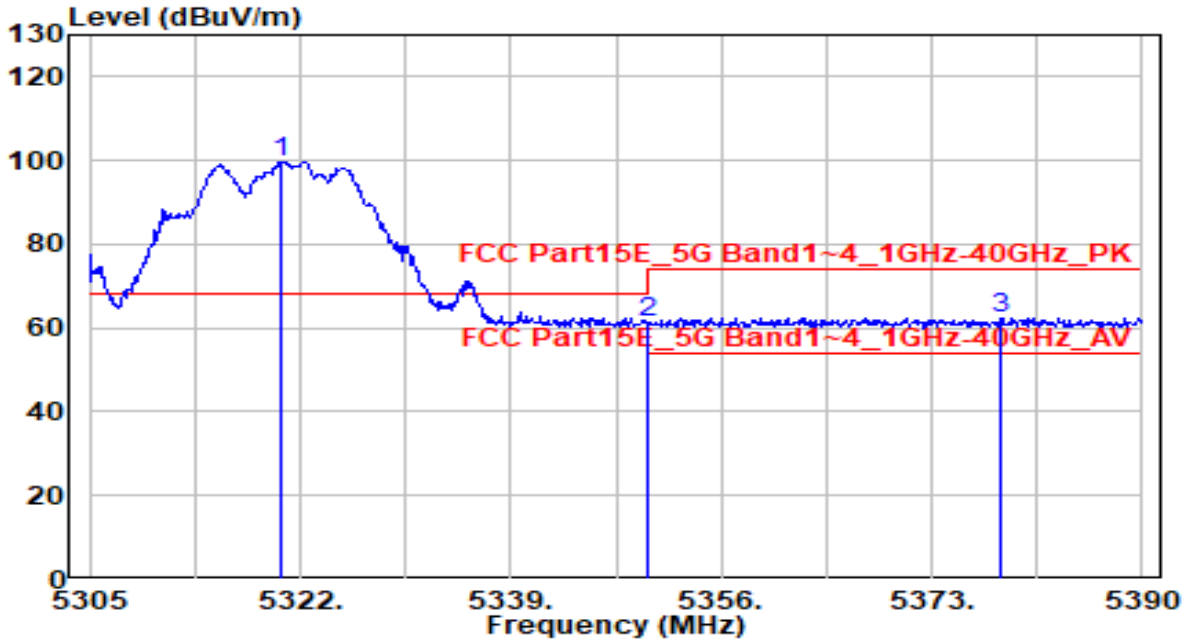

No		Frequency (MHz)	Reading (dBuV)	C.F (dB/m)	Measurement (dBuV/m)	Margin (dB)	Limit (dBuV/m)	Height (cm)	Angle (deg)	Remark (QP/PK/AV)
1		5320.470	99.02	0.65	99.66	N/A	N/A	105	170	Peak
2		5350.000	60.92	0.59	61.51	-12.49	74.00	105	170	Peak
3	*	5378.610	61.84	0.54	62.39	-11.61	74.00	105	170	Peak

Note:

1. " *", means this data is the worst emission level.
2. C.F (Correction Factor) = Antenna Factor (dB)+ Cable Loss (dB) – Preamplifier(dB) + 10dB Attenuation.
3. Measurement (dBuV/m) = Reading(dBuV) + C.F (Correction Factor).
4. The emission levels of other frequencies are very lower than the limit and not show in test report.

EUT	AX6000 8-Stream Wi-Fi 6 Router	Date of Test	2022-07-09
Factor	DRH18-E	Temp. / Humidity	25°C /65%
Polarity	Horizontal	Site / Test Engineer	AC2 / Ares
Test Mode	802.11ac-20MHz_TX_Band2_CH 64_ANT 0+1+2+3	Test Voltage	AC 120V/60Hz

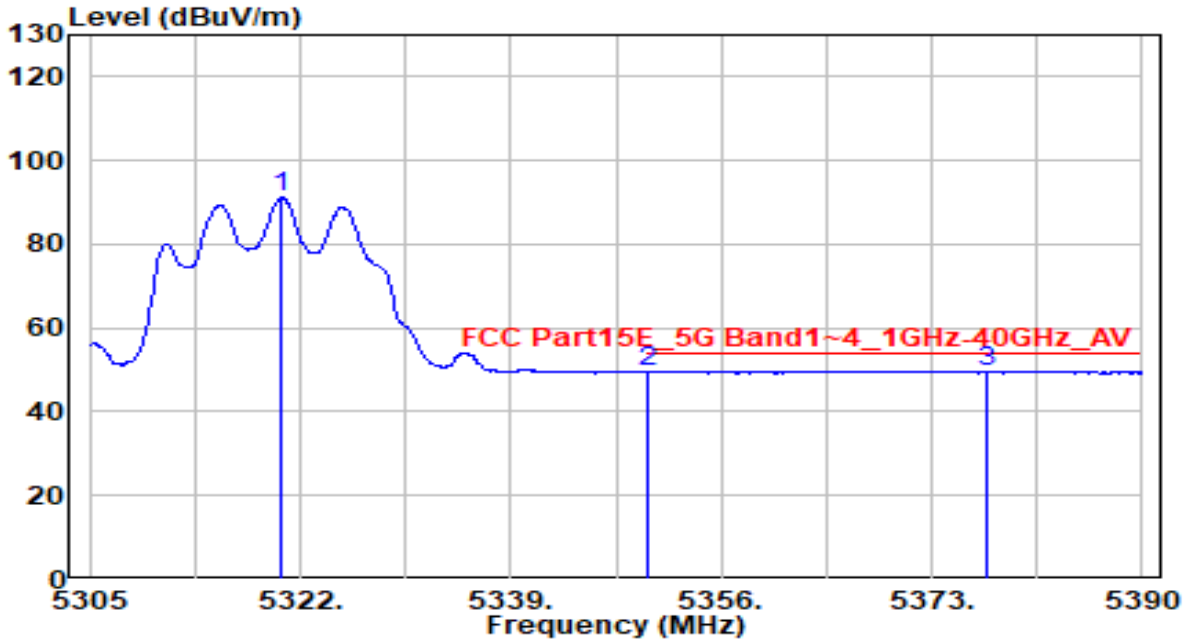

No		Frequency (MHz)	Reading (dBuV)	C.F (dB/m)	Measurement (dBuV/m)	Margin (dB)	Limit (dBuV/m)	Height (cm)	Angle (deg)	Remark (QP/PK/AV)
1		5320.470	90.51	0.65	91.16	N/A	N/A	105	170	Average
2		5350.000	48.94	0.59	49.54	-4.46	54.00	105	170	Average
3	*	5377.505	49.20	0.55	49.75	-4.25	54.00	105	170	Average

Note:

1. " *", means this data is the worst emission level.
2. C.F (Correction Factor) = Antenna Factor (dB)+ Cable Loss (dB) – Preamplifier(dB) + 10dB Attenuation.
3. Measurement (dBuV/m) = Reading(dBuV) + C.F (Correction Factor).
4. The emission levels of other frequencies are very lower than the limit and not show in test report.

EUT	AX6000 8-Stream Wi-Fi 6 Router	Date of Test	2022-07-09
Factor	DRH18-E	Temp. / Humidity	25°C /65%
Polarity	Vertical	Site / Test Engineer	AC2 / Ares
Test Mode	802.11ac-20MHz_TX_Band2_CH 64_ANT 0+1+2+3	Test Voltage	AC 120V/60Hz

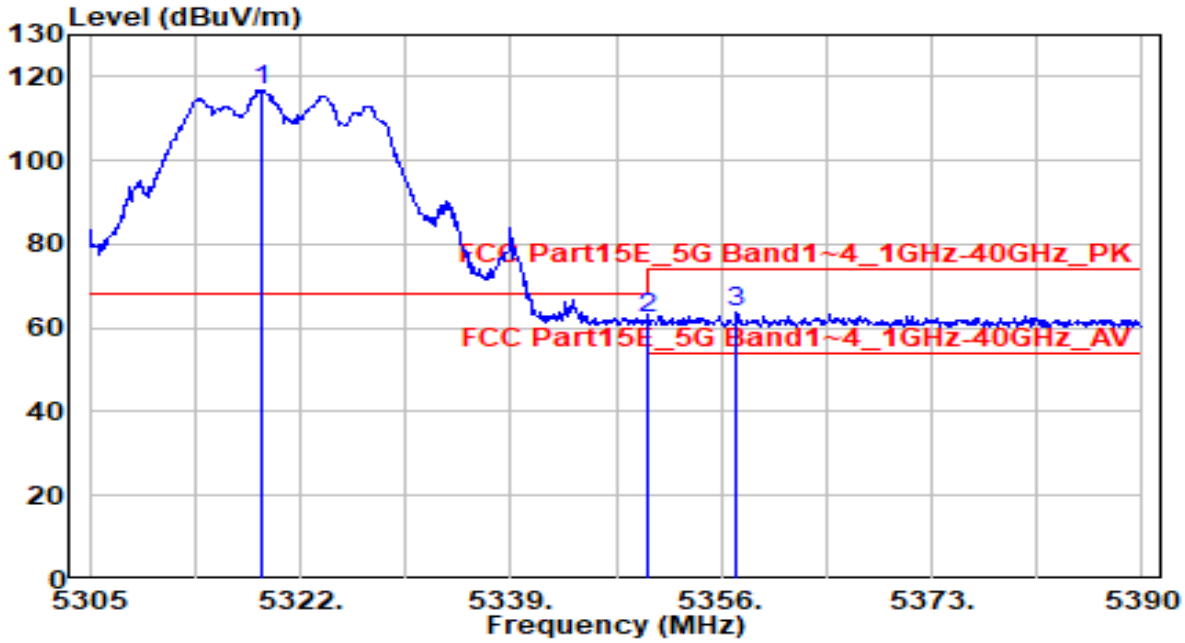

No		Frequency (MHz)	Reading (dBuV)	C.F (dB/m)	Measurement (dBuV/m)	Margin (dB)	Limit (dBuV/m)	Height (cm)	Angle (deg)	Remark (QP/PK/AV)
1		5318.855	116.30	0.65	116.95	N/A	N/A	125	0	Peak
2		5350.000	61.61	0.59	62.20	-11.80	74.00	125	0	Peak
3	*	5357.275	63.32	0.58	63.90	-10.10	74.00	125	0	Peak

Note:

1. " *", means this data is the worst emission level.
2. C.F (Correction Factor) = Antenna Factor (dB)+ Cable Loss (dB) – Preamplifier(dB) + 10dB Attenuation.
3. Measurement (dBuV/m) = Reading(dBuV) + C.F (Correction Factor).
4. The emission levels of other frequencies are very lower than the limit and not show in test report.

EUT	AX6000 8-Stream Wi-Fi 6 Router	Date of Test	2022-07-09
Factor	DRH18-E	Temp. / Humidity	25°C /65%
Polarity	Vertical	Site / Test Engineer	AC2 / Ares
Test Mode	802.11ac-20MHz_TX_Band2_CH 64_ANT 0+1+2+3	Test Voltage	AC 120V/60Hz

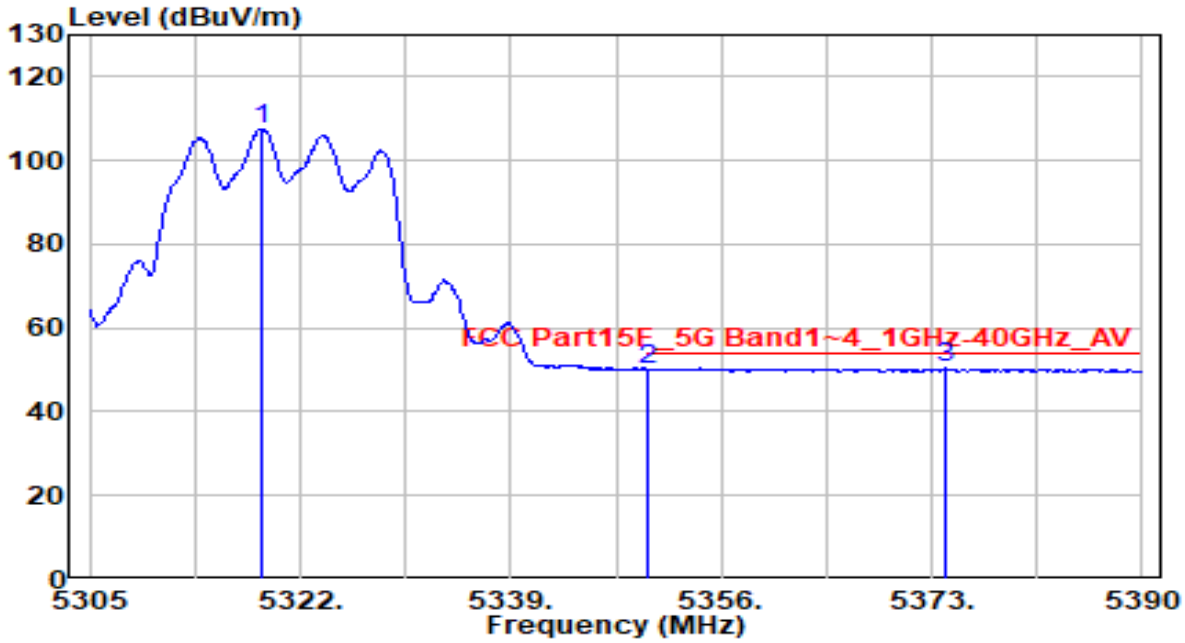

No		Frequency (MHz)	Reading (dBuV)	C.F (dB/m)	Measurement (dBuV/m)	Margin (dB)	Limit (dBuV/m)	Height (cm)	Angle (deg)	Remark (QP/PK/AV)
1		5318.855	106.94	0.65	107.59	N/A	N/A	125	0	Average
2		5350.000	49.67	0.59	50.27	-3.73	54.00	125	0	Average
3	*	5374.190	49.75	0.55	50.30	-3.70	54.00	125	0	Average

Note:

1. " *", means this data is the worst emission level.
2. C.F (Correction Factor) = Antenna Factor (dB)+ Cable Loss (dB) – Preamplifier(dB) + 10dB Attenuation.
3. Measurement (dBuV/m) = Reading(dBuV) + C.F (Correction Factor).
4. The emission levels of other frequencies are very lower than the limit and not show in test report.

EUT	AX6000 8-Stream Wi-Fi 6 Router	Date of Test	2022-07-20
Factor	DRH18-E	Temp. / Humidity	25°C /65%
Polarity	Horizontal	Site / Test Engineer	AC2 / Ares
Test Mode	802.11ac-20MHz_TX_Band3_CH 100_ANT 0+1+2+3	Test Voltage	AC 120V/60Hz

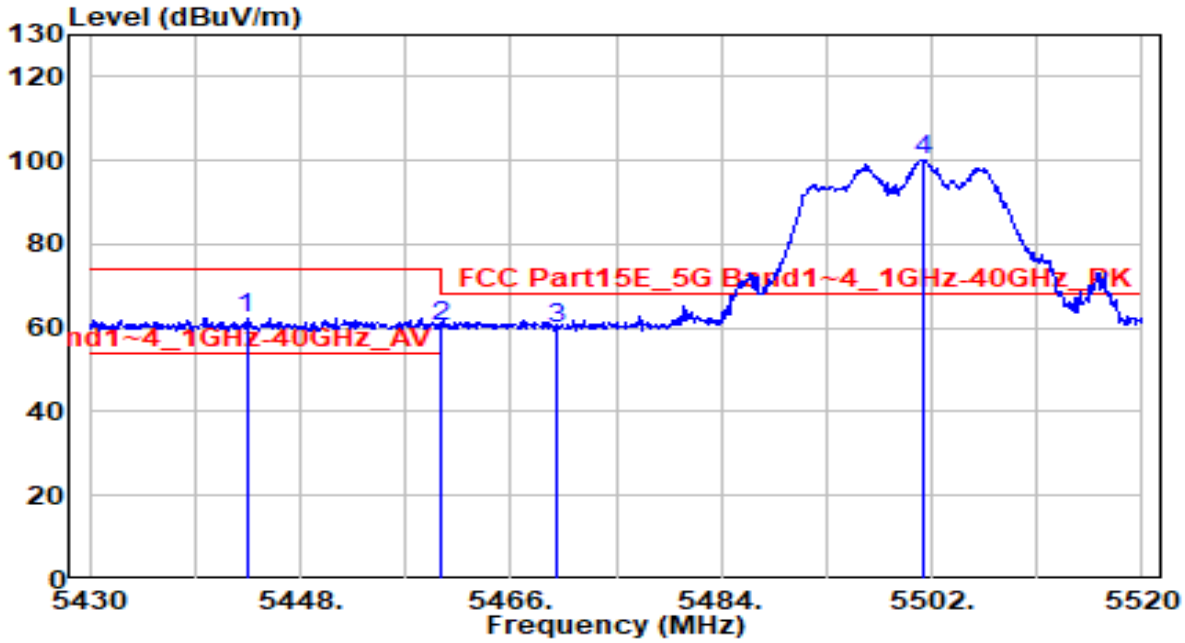

No		Frequency (MHz)	Reading (dBuV)	C.F (dB/m)	Measurement (dBuV/m)	Margin (dB)	Limit (dBuV/m)	Height (cm)	Angle (deg)	Remark (QP/PK/AV)
1		5443.410	61.69	0.69	62.38	-11.62	74.00	100	340	Peak
2		5460.000	59.51	0.76	60.27	-13.73	74.00	100	340	Peak
3	*	5470.000	59.12	0.80	59.93	-8.27	68.20	100	340	Peak
4		5501.280	99.31	0.94	100.25	N/A	N/A	100	340	Peak

Note:

1. " *", means this data is the worst emission level.
2. C.F (Correction Factor) = Antenna Factor (dB)+ Cable Loss (dB) – Preamplifier(dB) + 10dB Attenuation.
3. Measurement (dBuV/m) = Reading(dBuV) + C.F (Correction Factor).
4. The emission levels of other frequencies are very lower than the limit and not show in test report.

EUT	AX6000 8-Stream Wi-Fi 6 Router	Date of Test	2022-07-20
Factor	DRH18-E	Temp. / Humidity	25°C /65%
Polarity	Horizontal	Site / Test Engineer	AC2 / Ares
Test Mode	802.11ac-20MHz_TX_Band3_CH 100_ANT 0+1+2+3	Test Voltage	AC 120V/60Hz

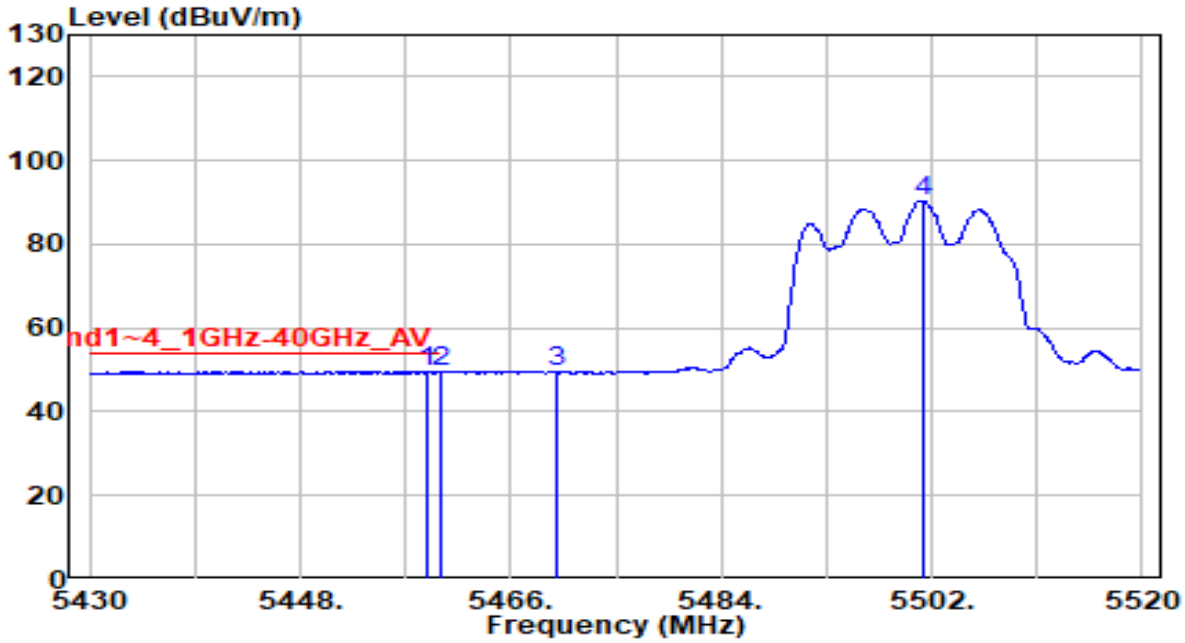

No		Frequency (MHz)	Reading (dBuV)	C.F (dB/m)	Measurement (dBuV/m)	Margin (dB)	Limit (dBuV/m)	Height (cm)	Angle (deg)	Remark (QP/PK/AV)
1	*	5458.890	48.98	0.76	49.74	-4.26	54.00	100	340	Average
2		5460.000	48.78	0.76	49.54	-4.46	54.00	100	340	Average
3		5470.000	48.57	0.80	49.38	N/A	N/A	100	340	Average
4		5501.280	89.48	0.94	90.41	N/A	N/A	100	340	Average

Note:

1. " *", means this data is the worst emission level.
2. C.F (Correction Factor) = Antenna Factor (dB)+ Cable Loss (dB) – Preamplifier(dB) + 10dB Attenuation.
3. Measurement (dBuV/m) = Reading(dBuV) + C.F (Correction Factor).
4. The emission levels of other frequencies are very lower than the limit and not show in test report.

EUT	AX6000 8-Stream Wi-Fi 6 Router	Date of Test	2022-07-20
Factor	DRH18-E	Temp. / Humidity	25°C /65%
Polarity	Vertical	Site / Test Engineer	AC2 / Ares
Test Mode	802.11ac-20MHz_TX_Band3_CH 100_ANT 0+1+2+3	Test Voltage	AC 120V/60Hz

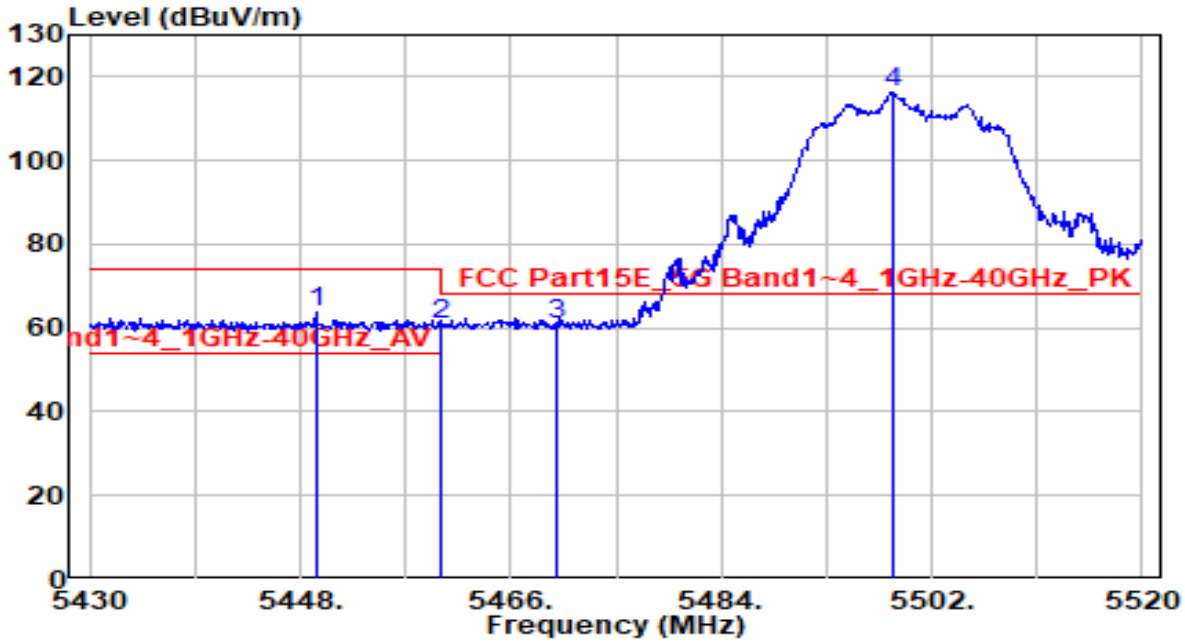

No		Frequency (MHz)	Reading (dBuV)	C.F (dB/m)	Measurement (dBuV/m)	Margin (dB)	Limit (dBuV/m)	Height (cm)	Angle (deg)	Remark (QP/PK/AV)
1		5449.350	63.07	0.72	63.78	-10.22	74.00	150	345	Peak
2		5460.000	59.95	0.76	60.71	-13.29	74.00	150	345	Peak
3	*	5470.000	59.93	0.80	60.73	-7.47	68.20	150	345	Peak
4		5498.670	115.24	0.92	116.17	N/A	N/A	150	345	Peak

Note:

1. " *", means this data is the worst emission level.
2. C.F (Correction Factor) = Antenna Factor (dB)+ Cable Loss (dB) – Preamplifier(dB) + 10dB Attenuation.
3. Measurement (dBuV/m) = Reading(dBuV) + C.F (Correction Factor).
4. The emission levels of other frequencies are very lower than the limit and not show in test report.

EUT	AX6000 8-Stream Wi-Fi 6 Router	Date of Test	2022-07-20
Factor	DRH18-E	Temp. / Humidity	25°C /65%
Polarity	Vertical	Site / Test Engineer	AC2 / Ares
Test Mode	802.11ac-20MHz_TX_Band3_CH 100_ANT 0+1+2+3	Test Voltage	AC 120V/60Hz

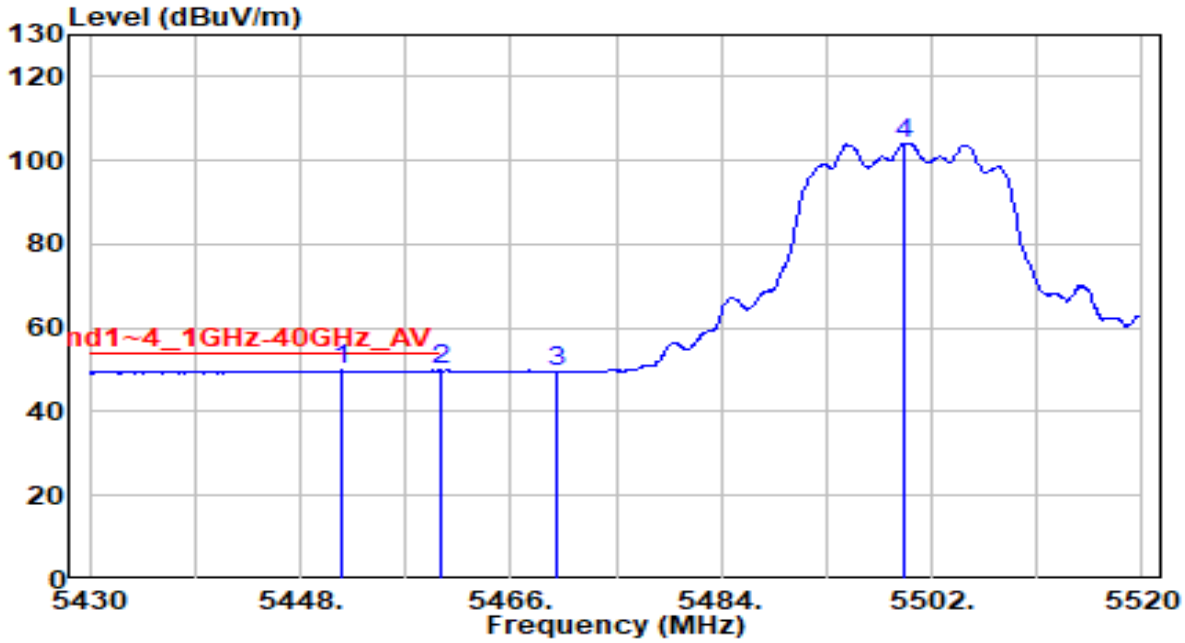

No		Frequency (MHz)	Reading (dBuV)	C.F (dB/m)	Measurement (dBuV/m)	Margin (dB)	Limit (dBuV/m)	Height (cm)	Angle (deg)	Remark (QP/PK/AV)
1	*	5451.510	49.32	0.72	50.04	-3.96	54.00	150	345	Average
2		5460.000	49.06	0.76	49.82	-4.18	54.00	150	345	Average
3		5470.000	48.83	0.80	49.64	N/A	N/A	150	345	Average
4		5499.750	103.26	0.93	104.19	N/A	N/A	150	345	Average

Note:

1. " *", means this data is the worst emission level.
2. C.F (Correction Factor) = Antenna Factor (dB)+ Cable Loss (dB) – Preamplifier(dB) + 10dB Attenuation.
3. Measurement (dBuV/m) = Reading(dBuV) + C.F (Correction Factor).
4. The emission levels of other frequencies are very lower than the limit and not show in test report.

EUT	AX6000 8-Stream Wi-Fi 6 Router	Date of Test	2022-07-20
Factor	DRH18-E	Temp. / Humidity	25°C /65%
Polarity	Horizontal	Site / Test Engineer	AC2 / Ares
Test Mode	802.11ac-20MHz_TX_Band3_CH 140_ANT 0+1+2+3	Test Voltage	AC 120V/60Hz

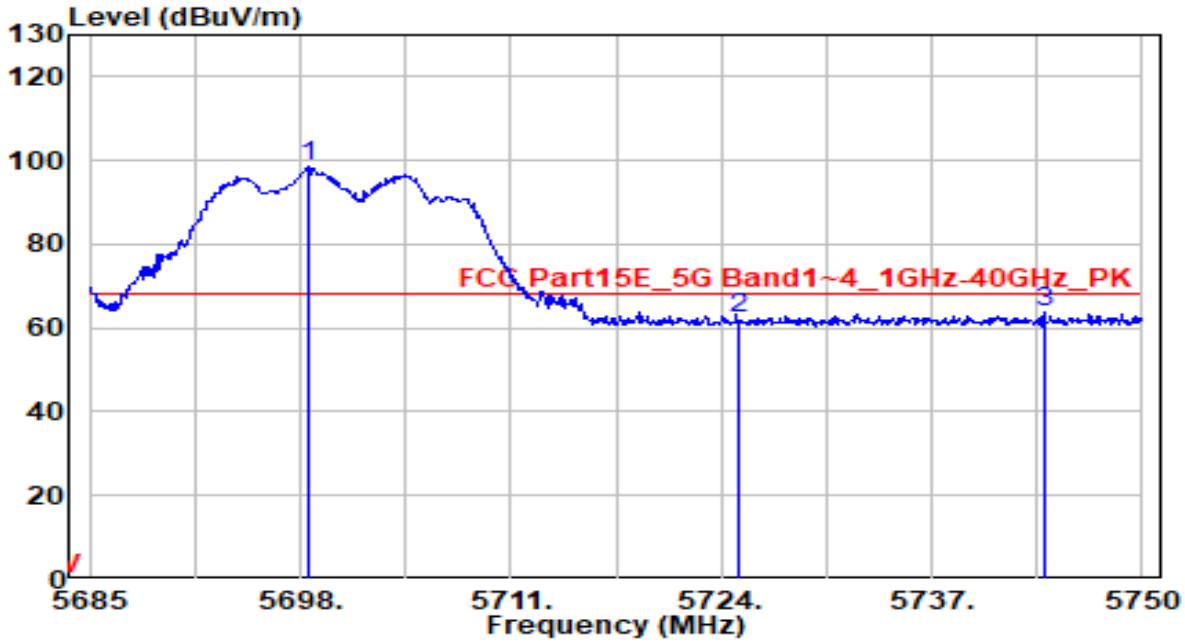

No		Frequency (MHz)	Reading (dBuV)	C.F (dB/m)	Measurement (dBuV/m)	Margin (dB)	Limit (dBuV/m)	Height (cm)	Angle (deg)	Remark (QP/PK/AV)
1		5698.585	96.63	1.78	98.41	N/A	N/A	100	345	Peak
2		5725.000	60.32	1.89	62.21	-5.99	68.20	100	345	Peak
3	*	5743.955	61.59	1.97	63.56	-4.64	68.20	100	345	Peak

Note:

1. " *", means this data is the worst emission level.
2. C.F (Correction Factor) = Antenna Factor (dB)+ Cable Loss (dB) – Preamplifier(dB) + 10dB Attenuation.
3. Measurement (dBuV/m) = Reading(dBuV) + C.F (Correction Factor).
4. The emission levels of other frequencies are very lower than the limit and not show in test report.

EUT	AX6000 8-Stream Wi-Fi 6 Router	Date of Test	2022-07-20
Factor	DRH18-E	Temp. / Humidity	25°C /65%
Polarity	Vertical	Site / Test Engineer	AC2 / Ares
Test Mode	802.11ac-20MHz_TX_Band3_CH 140_ANT 0+1+2+3	Test Voltage	AC 120V/60Hz

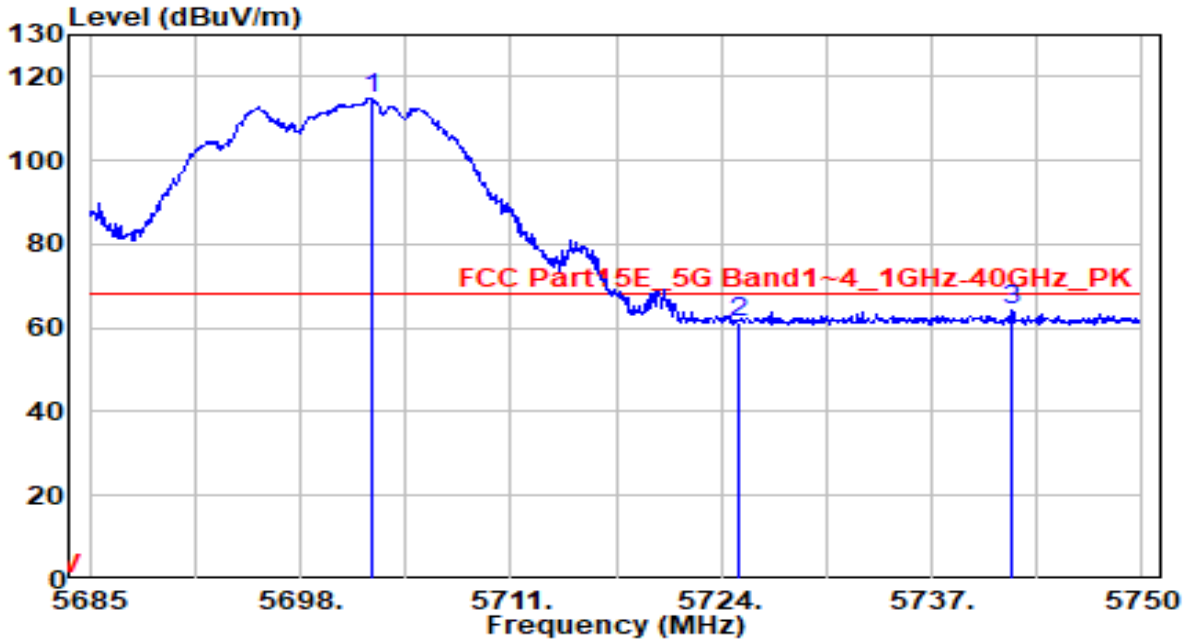

No		Frequency (MHz)	Reading (dBuV)	C.F (dB/m)	Measurement (dBuV/m)	Margin (dB)	Limit (dBuV/m)	Height (cm)	Angle (deg)	Remark (QP/PK/AV)
1		5702.420	112.99	1.80	114.79	N/A	N/A	155	350	Peak
2		5725.000	59.55	1.89	61.44	-6.76	68.20	155	350	Peak
3	*	5742.005	62.12	1.96	64.08	-4.12	68.20	155	350	Peak

Note:

1. " *", means this data is the worst emission level.
2. C.F (Correction Factor) = Antenna Factor (dB)+ Cable Loss (dB) – Preamplifier(dB) + 10dB Attenuation.
3. Measurement (dBuV/m) = Reading(dBuV) + C.F (Correction Factor).
4. The emission levels of other frequencies are very lower than the limit and not show in test report.

EUT	AX6000 8-Stream Wi-Fi 6 Router	Date of Test	2022-07-09
Factor	DRH18-E	Temp. / Humidity	25°C /65%
Polarity	Horizontal	Site / Test Engineer	AC2 / Ares
Test Mode	802.11ac-20MHz_TX_Band4_CH 149_ANT 0+1+2+3	Test Voltage	AC 120V/60Hz

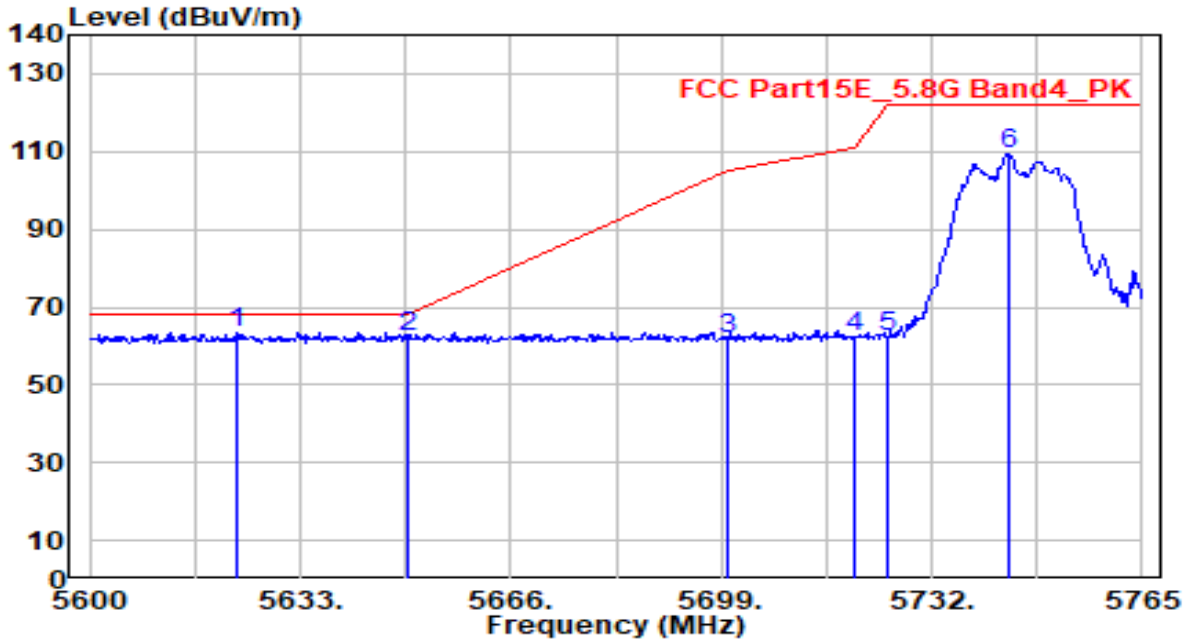

No		Frequency (MHz)	Reading (dBuV)	C.F (dB/m)	Measurement (dBuV/m)	Margin (dB)	Limit (dBuV/m)	Height (cm)	Angle (deg)	Remark (QP/PK/AV)
1	*	5622.935	62.07	1.48	63.55	-4.65	68.20	100	190	Peak
2		5650.000	60.99	1.59	62.58	-5.62	68.20	100	190	Peak
3		5700.000	60.24	1.79	62.02	-43.18	105.20	100	190	Peak
4		5720.000	60.62	1.87	62.49	-48.31	110.80	100	190	Peak
5		5725.000	60.48	1.89	62.36	-59.84	122.20	100	190	Peak
6		5744.045	107.31	1.97	109.27	N/A	N/A	100	190	Peak

Note:

1. " *", means this data is the worst emission level.
2. C.F (Correction Factor) = Antenna Factor (dB)+ Cable Loss (dB) – Preamplifier(dB) + 10dB Attenuation.
3. Measurement (dBuV/m) = Reading(dBuV) + C.F (Correction Factor).
4. The emission levels of other frequencies are very lower than the limit and not show in test report.

EUT	AX6000 8-Stream Wi-Fi 6 Router	Date of Test	2022-07-09
Factor	DRH18-E	Temp. / Humidity	25°C /65%
Polarity	Vertical	Site / Test Engineer	AC2 / Ares
Test Mode	802.11ac-20MHz_TX_Band4_CH 149_ANT 0+1+2+3	Test Voltage	AC 120V/60Hz

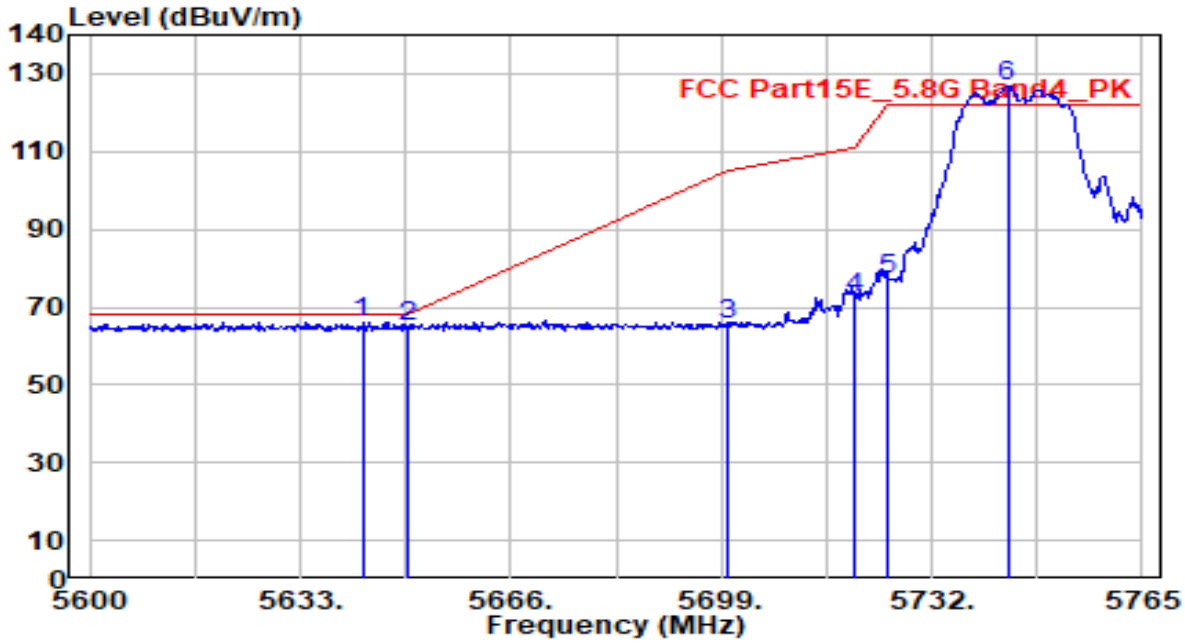

No		Frequency (MHz)	Reading (dBuV)	C.F (dB/m)	Measurement (dBuV/m)	Margin (dB)	Limit (dBuV/m)	Height (cm)	Angle (deg)	Remark (QP/PK/AV)
1	*	5642.735	64.53	1.56	66.09	-2.11	68.20	165	75	Peak
2		5650.000	63.43	1.59	65.01	-3.19	68.20	165	75	Peak
3		5700.000	63.74	1.79	65.53	-39.67	105.20	165	75	Peak
4		5720.000	70.35	1.87	72.21	-38.59	110.80	165	75	Peak
5		5725.000	75.43	1.89	77.32	-44.88	122.20	165	75	Peak
6		5743.880	125.06	1.97	127.03	N/A	N/A	165	75	Peak

Note:

1. " *", means this data is the worst emission level.
2. C.F (Correction Factor) = Antenna Factor (dB)+ Cable Loss (dB) – Preamplifier(dB) + 10dB Attenuation.
3. Measurement (dBuV/m) = Reading(dBuV) + C.F (Correction Factor).
4. The emission levels of other frequencies are very lower than the limit and not show in test report.

EUT	AX6000 8-Stream Wi-Fi 6 Router	Date of Test	2022-07-09
Factor	DRH18-E	Temp. / Humidity	25°C /65%
Polarity	Horizontal	Site / Test Engineer	AC2 / Ares
Test Mode	802.11ac-20MHz_TX_Band4_CH 165_ANT 0+1+2+3	Test Voltage	AC 120V/60Hz

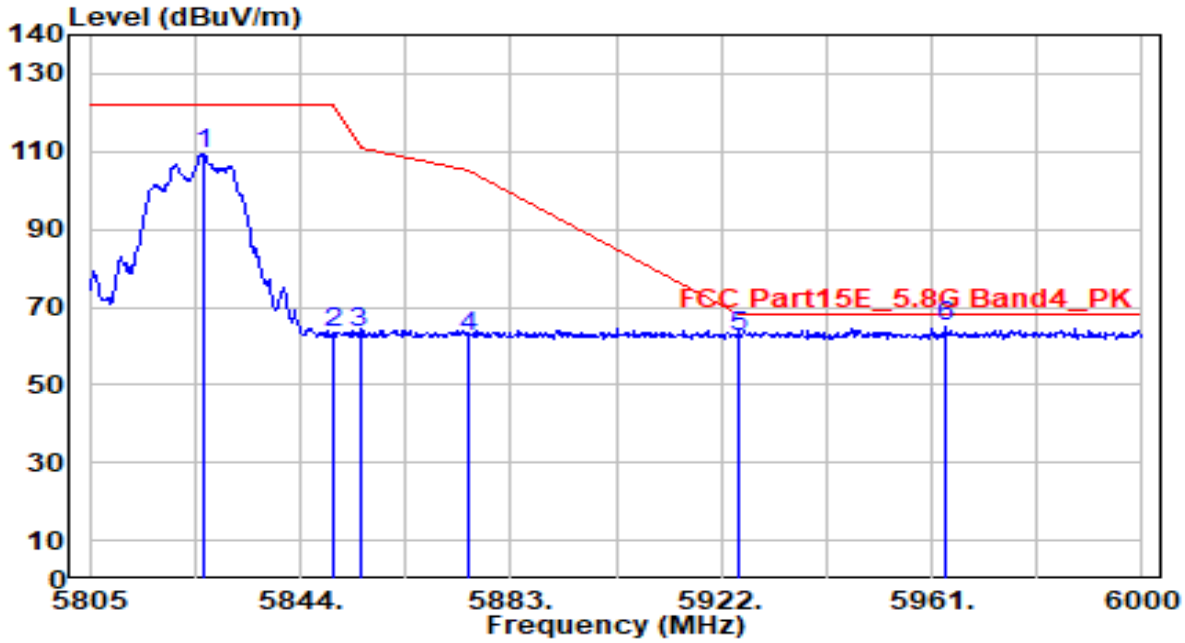

No		Frequency (MHz)	Reading (dBuV)	C.F (dB/m)	Measurement (dBuV/m)	Margin (dB)	Limit (dBuV/m)	Height (cm)	Angle (deg)	Remark (QP/PK/AV)
1		5826.255	107.10	2.23	109.33	N/A	N/A	100	195	Peak
2		5850.000	60.99	2.27	63.26	-58.94	122.20	100	195	Peak
3		5855.000	61.02	2.28	63.29	-47.51	110.80	100	195	Peak
4		5875.000	60.22	2.31	62.53	-42.67	105.20	100	195	Peak
5		5925.000	60.17	2.38	62.55	-5.65	68.20	100	195	Peak
6	*	5963.340	62.61	2.44	65.05	-3.15	68.20	100	195	Peak

Note:

1. " *", means this data is the worst emission level.
2. C.F (Correction Factor) = Antenna Factor (dB)+ Cable Loss (dB) – Preamplifier(dB) + 10dB Attenuation.
3. Measurement (dBuV/m) = Reading(dBuV) + C.F (Correction Factor).
4. The emission levels of other frequencies are very lower than the limit and not show in test report.

EUT	AX6000 8-Stream Wi-Fi 6 Router	Date of Test	2022-07-09
Factor	DRH18-E	Temp. / Humidity	25°C /65%
Polarity	Vertical	Site / Test Engineer	AC2 / Ares
Test Mode	802.11ac-20MHz_TX_Band4_CH 165_ANT 0+1+2+3	Test Voltage	AC 120V/60Hz

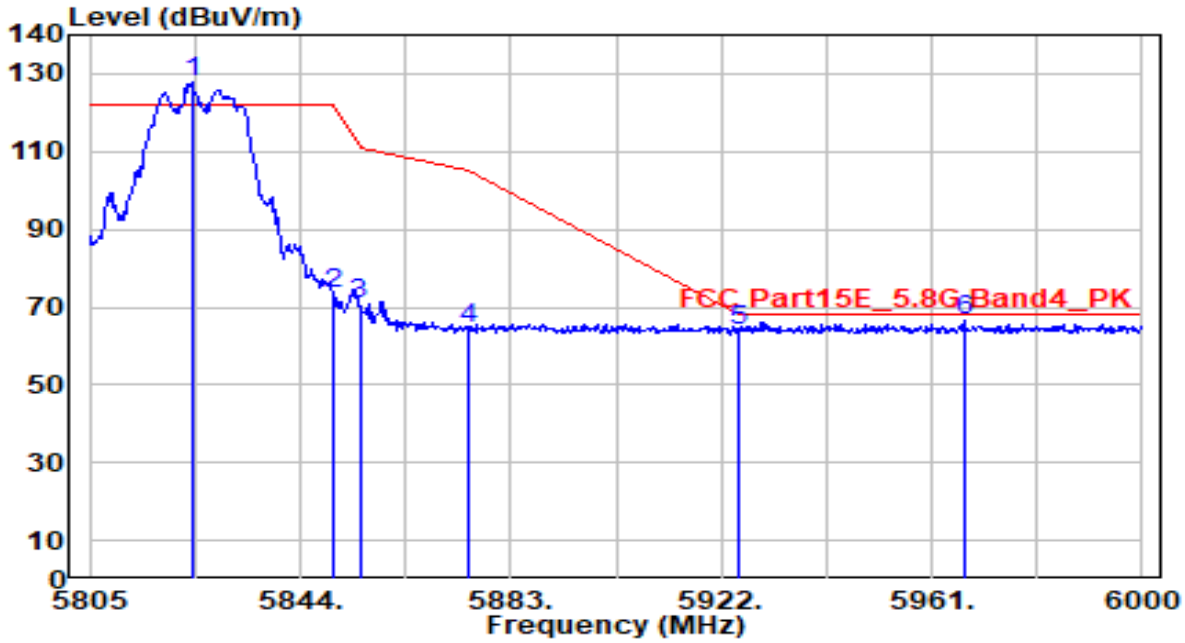

No		Frequency (MHz)	Reading (dBuV)	C.F (dB/m)	Measurement (dBuV/m)	Margin (dB)	Limit (dBuV/m)	Height (cm)	Angle (deg)	Remark (QP/PK/AV)
1		5824.110	125.44	2.23	127.67	N/A	N/A	175	75	Peak
2		5850.000	71.39	2.27	73.66	-48.54	122.20	175	75	Peak
3		5855.000	68.62	2.28	70.90	-39.90	110.80	175	75	Peak
4		5875.000	61.99	2.31	64.30	-40.90	105.20	175	75	Peak
5		5925.000	61.69	2.38	64.07	-4.13	68.20	175	75	Peak
6	*	5967.045	64.21	2.45	66.66	-1.54	68.20	175	75	Peak

Note:

1. " *", means this data is the worst emission level.
2. C.F (Correction Factor) = Antenna Factor (dB)+ Cable Loss (dB) – Preamplifier(dB) + 10dB Attenuation.
3. Measurement (dBuV/m) = Reading(dBuV) + C.F (Correction Factor).
4. The emission levels of other frequencies are very lower than the limit and not show in test report.

EUT	AX6000 8-Stream Wi-Fi 6 Router	Date of Test	2022-07-09
Factor	DRH18-E	Temp. / Humidity	25°C /65%
Polarity	Horizontal	Site / Test Engineer	AC2 / Ares
Test Mode	802.11ac-40MHz_TX_Band1_CH 38_ANT 0+1+2+3	Test Voltage	AC 120V/60Hz

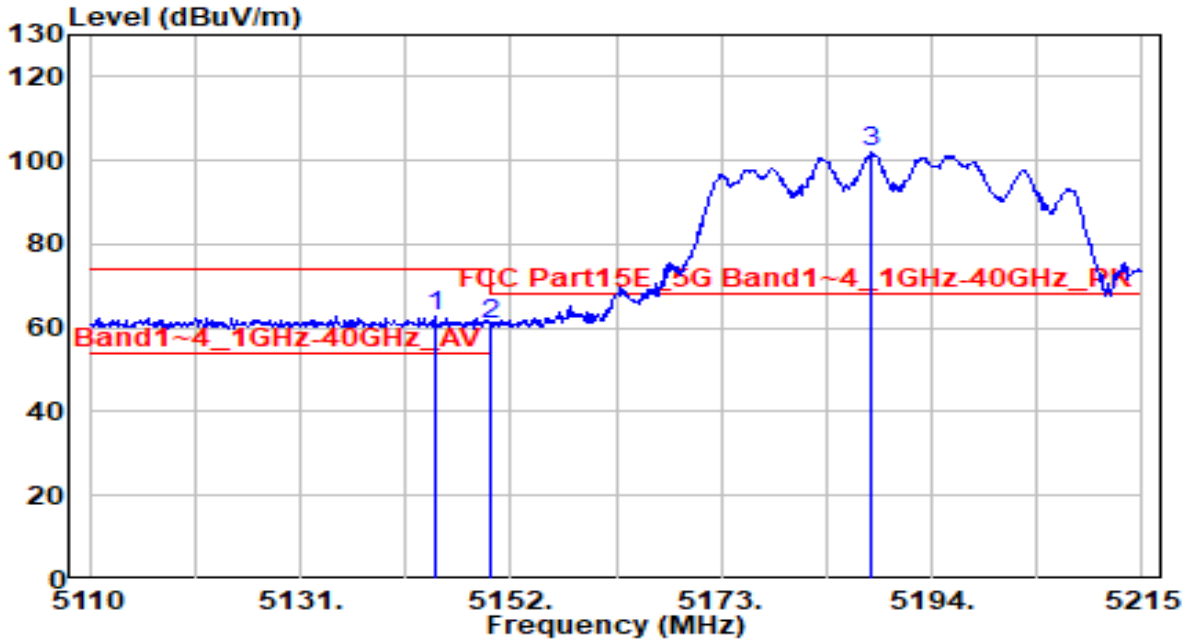

No		Frequency (MHz)	Reading (dBuV)	C.F (dB/m)	Measurement (dBuV/m)	Margin (dB)	Limit (dBuV/m)	Height (cm)	Angle (deg)	Remark (QP/PK/AV)
1	*	5144.440	61.91	0.79	62.70	-11.30	74.00	135	65	Peak
2		5150.000	59.86	0.80	60.66	-13.34	74.00	135	65	Peak
3		5188.015	101.18	0.84	102.02	N/A	N/A	135	65	Peak

Note:

1. " *", means this data is the worst emission level.
2. C.F (Correction Factor) = Antenna Factor (dB)+ Cable Loss (dB) – Preamplifier(dB) + 10dB Attenuation.
3. Measurement (dBuV/m) = Reading(dBuV) + C.F (Correction Factor).
4. The emission levels of other frequencies are very lower than the limit and not show in test report.

EUT	AX6000 8-Stream Wi-Fi 6 Router	Date of Test	2022-07-09
Factor	DRH18-E	Temp. / Humidity	25°C /65%
Polarity	Horizontal	Site / Test Engineer	AC2 / Ares
Test Mode	802.11ac-40MHz_TX_Band1_CH 38_ANT 0+1+2+3	Test Voltage	AC 120V/60Hz

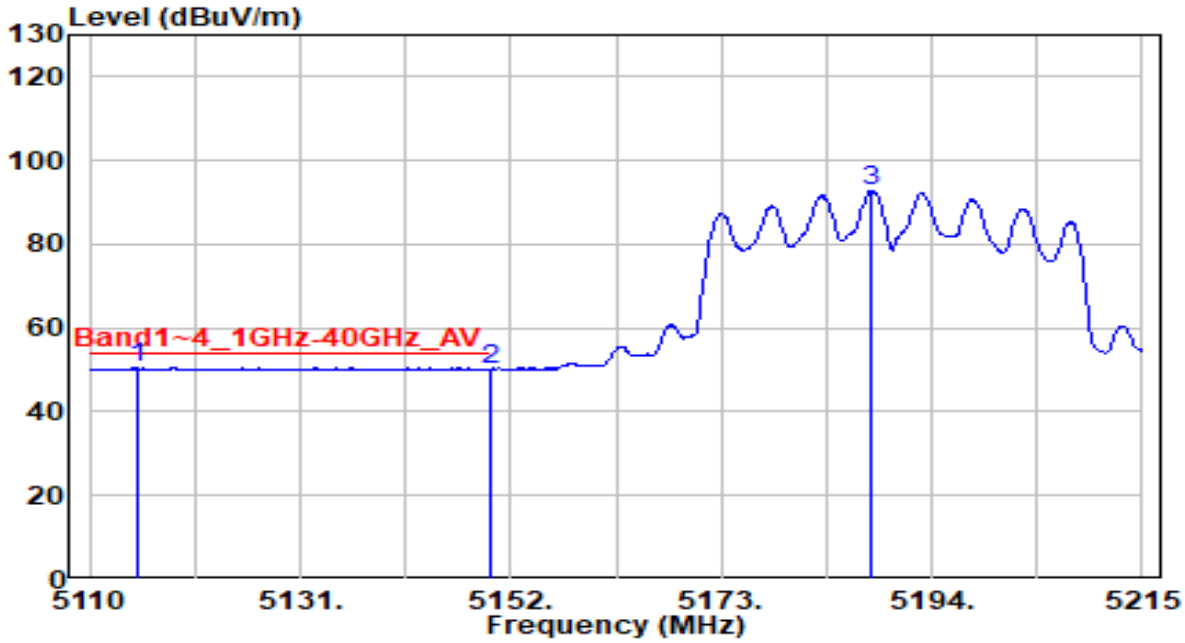

No		Frequency (MHz)	Reading (dBuV)	C.F (dB/m)	Measurement (dBuV/m)	Margin (dB)	Limit (dBuV/m)	Height (cm)	Angle (deg)	Remark (QP/PK/AV)
1	*	5114.725	49.79	0.75	50.54	-3.46	54.00	135	65	Average
2		5150.000	49.35	0.80	50.15	-3.85	54.00	135	65	Average
3		5187.910	91.92	0.84	92.76	N/A	N/A	135	65	Average

Note:

1. " *", means this data is the worst emission level.
2. C.F (Correction Factor) = Antenna Factor (dB)+ Cable Loss (dB) – Preamplifier(dB) + 10dB Attenuation.
3. Measurement (dBuV/m) = Reading(dBuV) + C.F (Correction Factor).
4. The emission levels of other frequencies are very lower than the limit and not show in test report.

EUT	AX6000 8-Stream Wi-Fi 6 Router	Date of Test	2022-07-09
Factor	DRH18-E	Temp. / Humidity	25°C /65%
Polarity	Vertical	Site / Test Engineer	AC2 / Ares
Test Mode	802.11ac-40MHz_TX_Band1_CH 38_ANT 0+1+2+3	Test Voltage	AC 120V/60Hz

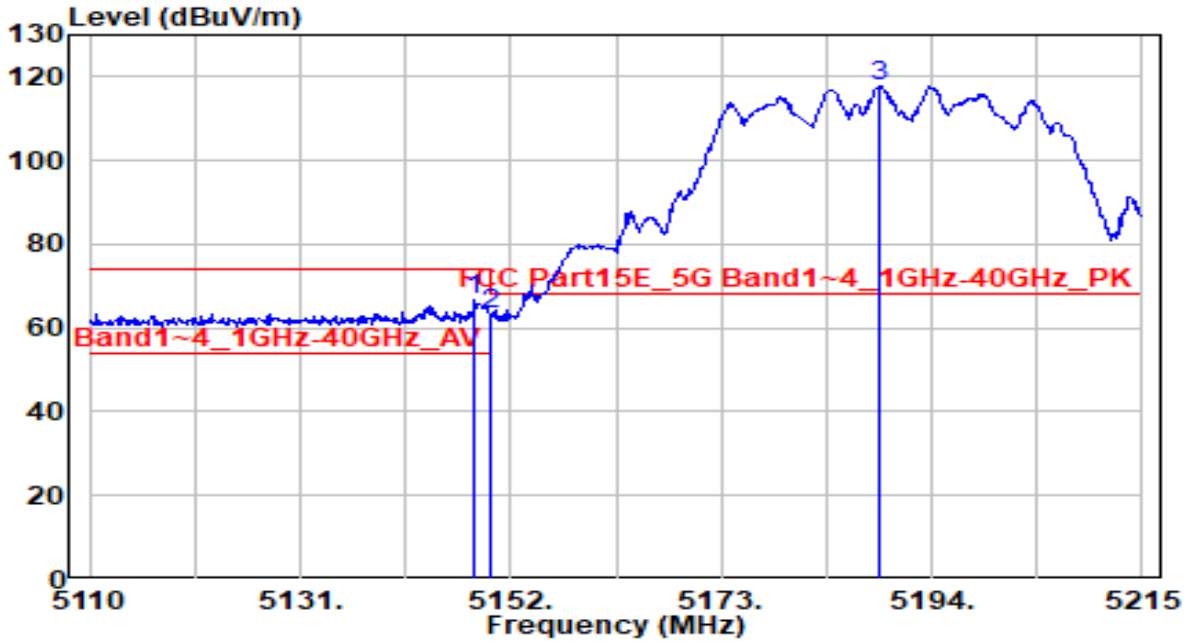

No		Frequency (MHz)	Reading (dBuV)	C.F (dB/m)	Measurement (dBuV/m)	Margin (dB)	Limit (dBuV/m)	Height (cm)	Angle (deg)	Remark (QP/PK/AV)
1	*	5148.325	66.08	0.79	66.88	-7.12	74.00	130	5	Peak
2		5150.000	62.34	0.80	63.13	-10.87	74.00	130	5	Peak
3		5188.750	117.01	0.84	117.86	N/A	N/A	130	5	Peak

Note:

1. " *", means this data is the worst emission level.
2. C.F (Correction Factor) = Antenna Factor (dB)+ Cable Loss (dB) – Preamplifier(dB) + 10dB Attenuation.
3. Measurement (dBuV/m) = Reading(dBuV) + C.F (Correction Factor).
4. The emission levels of other frequencies are very lower than the limit and not show in test report.

EUT	AX6000 8-Stream Wi-Fi 6 Router	Date of Test	2022-07-09
Factor	DRH18-E	Temp. / Humidity	25°C /65%
Polarity	Vertical	Site / Test Engineer	AC2 / Ares
Test Mode	802.11ac-40MHz_TX_Band1_CH 38_ANT 0+1+2+3	Test Voltage	AC 120V/60Hz

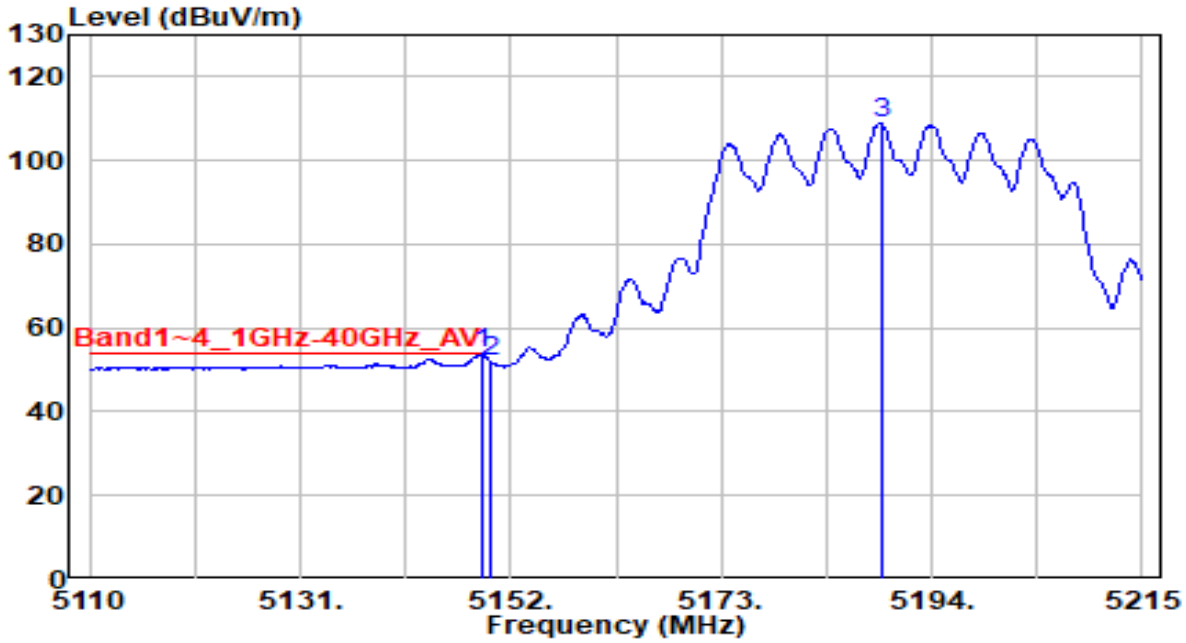

No		Frequency (MHz)	Reading (dBuV)	C.F (dB/m)	Measurement (dBuV/m)	Margin (dB)	Limit (dBuV/m)	Height (cm)	Angle (deg)	Remark (QP/PK/AV)
1	*	5149.060	53.07	0.79	53.87	-0.13	54.00	130	5	Average
2		5150.000	51.25	0.80	52.04	-1.96	54.00	130	5	Average
3		5188.960	108.05	0.84	108.90	N/A	N/A	130	5	Average

Note:

1. " *", means this data is the worst emission level.
2. C.F (Correction Factor) = Antenna Factor (dB)+ Cable Loss (dB) – Preamplifier(dB) + 10dB Attenuation.
3. Measurement (dBuV/m) = Reading(dBuV) + C.F (Correction Factor).
4. The emission levels of other frequencies are very lower than the limit and not show in test report.

EUT	AX6000 8-Stream Wi-Fi 6 Router	Date of Test	2022-07-09
Factor	DRH18-E	Temp. / Humidity	25°C /65%
Polarity	Horizontal	Site / Test Engineer	AC2 / Ares
Test Mode	802.11ac-40MHz_TX_Band2_CH 62_ANT 0+1+2+3	Test Voltage	AC 120V/60Hz

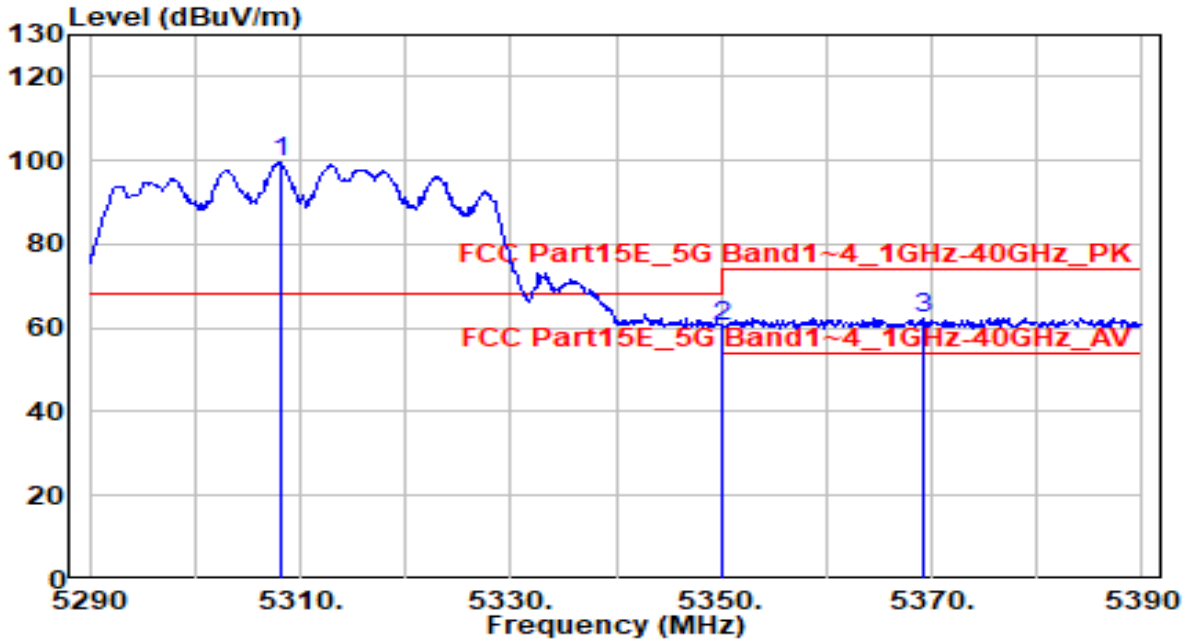

No		Frequency (MHz)	Reading (dBuV)	C.F (dB/m)	Measurement (dBuV/m)	Margin (dB)	Limit (dBuV/m)	Height (cm)	Angle (deg)	Remark (QP/PK/AV)
1		5308.200	99.01	0.67	99.68	N/A	N/A	100	85	Peak
2		5350.000	59.82	0.59	60.42	-13.58	74.00	100	85	Peak
3	*	5369.100	61.94	0.56	62.50	-11.50	74.00	100	85	Peak

Note:

1. " *", means this data is the worst emission level.
2. C.F (Correction Factor) = Antenna Factor (dB)+ Cable Loss (dB) – Preamplifier(dB) + 10dB Attenuation.
3. Measurement (dBuV/m) = Reading(dBuV) + C.F (Correction Factor).
4. The emission levels of other frequencies are very lower than the limit and not show in test report.

EUT	AX6000 8-Stream Wi-Fi 6 Router	Date of Test	2022-07-09
Factor	DRH18-E	Temp. / Humidity	25°C /65%
Polarity	Horizontal	Site / Test Engineer	AC2 / Ares
Test Mode	802.11ac-40MHz_TX_Band2_CH 62_ANT 0+1+2+3	Test Voltage	AC 120V/60Hz

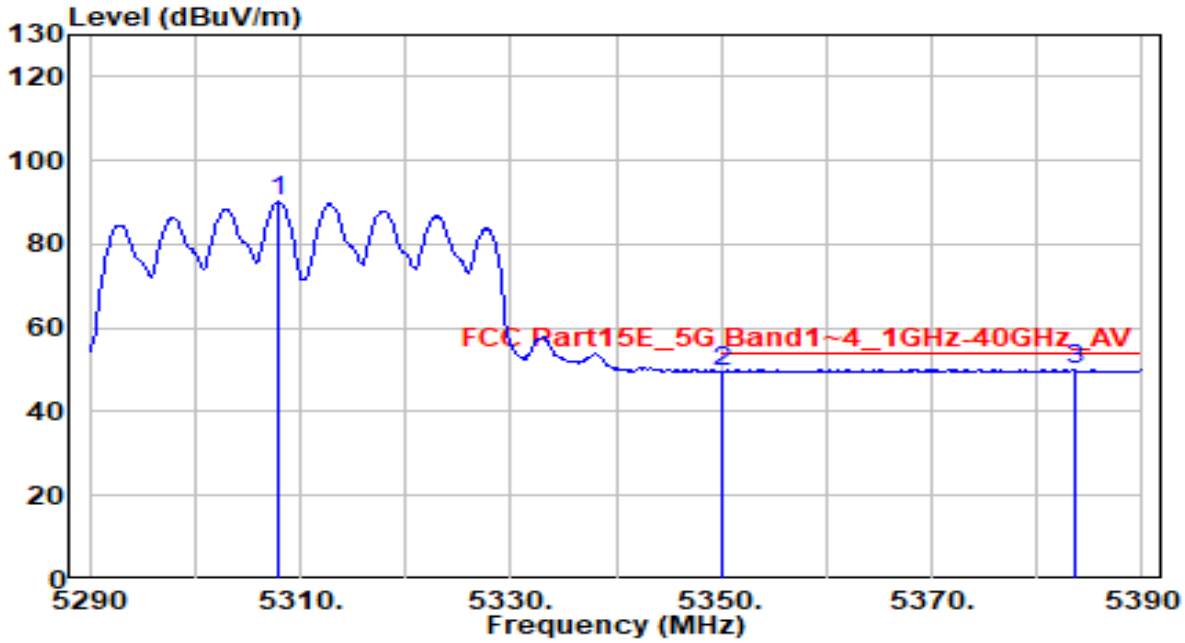

No		Frequency (MHz)	Reading (dBuV)	C.F (dB/m)	Measurement (dBuV/m)	Margin (dB)	Limit (dBuV/m)	Height (cm)	Angle (deg)	Remark (QP/PK/AV)
1		5308.000	89.53	0.67	90.20	N/A	N/A	100	85	Average
2		5350.000	48.91	0.59	49.50	-4.50	54.00	100	85	Average
3	*	5383.500	49.65	0.54	50.18	-3.82	54.00	100	85	Average

Note:

1. " *", means this data is the worst emission level.
2. C.F (Correction Factor) = Antenna Factor (dB)+ Cable Loss (dB) – Preamplifier(dB) + 10dB Attenuation.
3. Measurement (dBuV/m) = Reading(dBuV) + C.F (Correction Factor).
4. The emission levels of other frequencies are very lower than the limit and not show in test report.

EUT	AX6000 8-Stream Wi-Fi 6 Router	Date of Test	2022-07-09
Factor	DRH18-E	Temp. / Humidity	25°C /65%
Polarity	Vertical	Site / Test Engineer	AC2 / Ares
Test Mode	802.11ac-40MHz_TX_Band2_CH 62_ANT 0+1+2+3	Test Voltage	AC 120V/60Hz

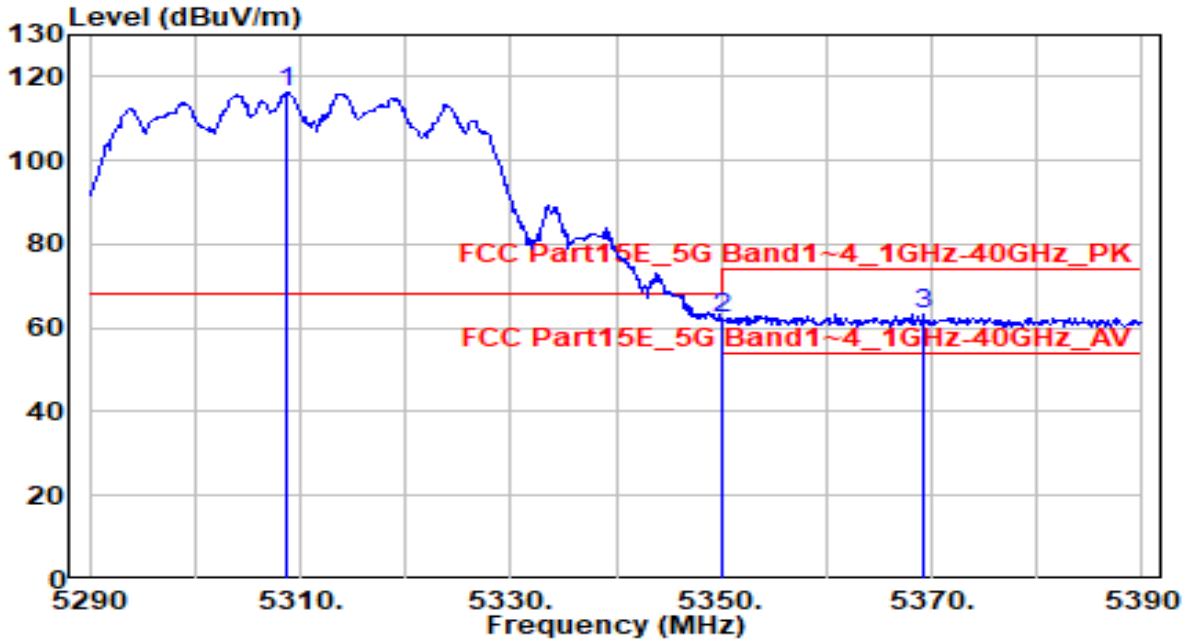

No		Frequency (MHz)	Reading (dBuV)	C.F (dB/m)	Measurement (dBuV/m)	Margin (dB)	Limit (dBuV/m)	Height (cm)	Angle (deg)	Remark (QP/PK/AV)
1		5308.700	115.55	0.67	116.22	N/A	N/A	145	0	Peak
2		5350.000	61.76	0.59	62.36	-11.64	74.00	145	0	Peak
3	*	5369.300	62.61	0.56	63.17	-10.83	74.00	145	0	Peak

Note:

1. " *", means this data is the worst emission level.
2. C.F (Correction Factor) = Antenna Factor (dB)+ Cable Loss (dB) – Preamplifier(dB) + 10dB Attenuation.
3. Measurement (dBuV/m) = Reading(dBuV) + C.F (Correction Factor).
4. The emission levels of other frequencies are very lower than the limit and not show in test report.

EUT	AX6000 8-Stream Wi-Fi 6 Router	Date of Test	2022-07-09
Factor	DRH18-E	Temp. / Humidity	25°C /65%
Polarity	Vertical	Site / Test Engineer	AC2 / Ares
Test Mode	802.11ac-40MHz_TX_Band2_CH 62_ANT 0+1+2+3	Test Voltage	AC 120V/60Hz

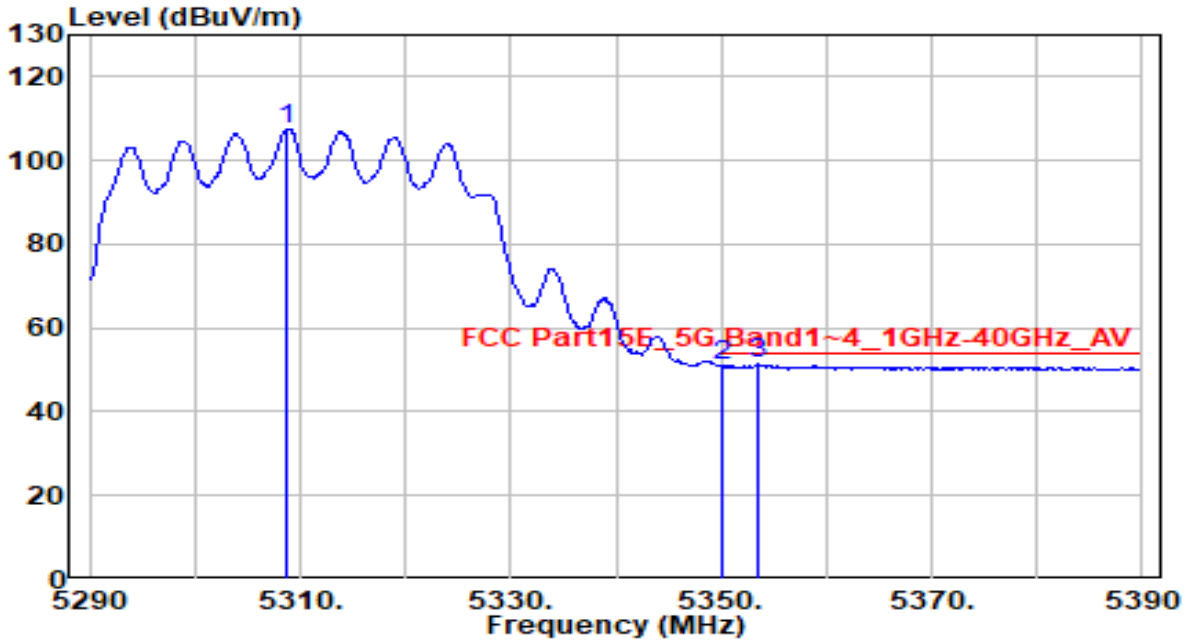

No		Frequency (MHz)	Reading (dBuV)	C.F (dB/m)	Measurement (dBuV/m)	Margin (dB)	Limit (dBuV/m)	Height (cm)	Angle (deg)	Remark (QP/PK/AV)
1		5308.800	106.88	0.67	107.54	N/A	N/A	145	0	Average
2		5350.000	50.39	0.59	50.98	-3.02	54.00	145	0	Average
3	*	5353.600	50.69	0.59	51.27	-2.73	54.00	145	0	Average

Note:

1. " *", means this data is the worst emission level.
2. C.F (Correction Factor) = Antenna Factor (dB)+ Cable Loss (dB) – Preamplifier(dB) + 10dB Attenuation.
3. Measurement (dBuV/m) = Reading(dBuV) + C.F (Correction Factor).
4. The emission levels of other frequencies are very lower than the limit and not show in test report.

EUT	AX6000 8-Stream Wi-Fi 6 Router	Date of Test	2022-07-20
Factor	DRH18-E	Temp. / Humidity	25°C /65%
Polarity	Horizontal	Site / Test Engineer	AC2 / Ares
Test Mode	802.11ac-40MHz_TX_Band3_CH 102_ANT 0+1+2+3	Test Voltage	AC 120V/60Hz

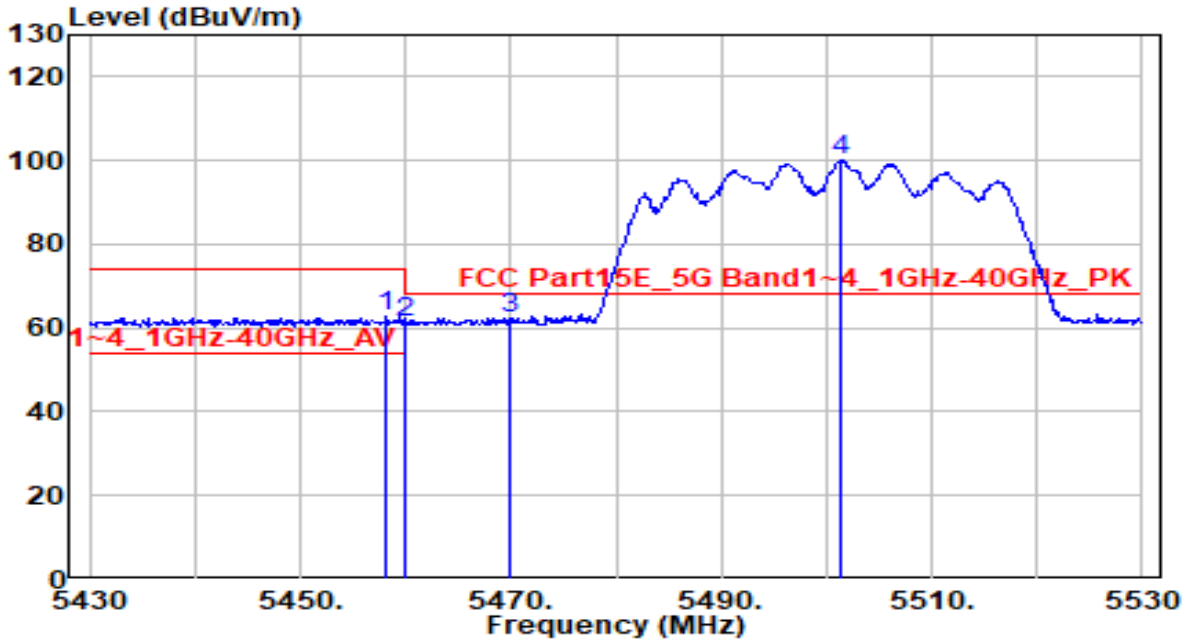

No		Frequency (MHz)	Reading (dBuV)	C.F (dB/m)	Measurement (dBuV/m)	Margin (dB)	Limit (dBuV/m)	Height (cm)	Angle (deg)	Remark (QP/PK/AV)
1		5458.100	62.08	0.75	62.84	-11.16	74.00	100	340	Peak
2		5460.000	60.39	0.76	61.15	-12.85	74.00	100	340	Peak
3	*	5470.000	61.34	0.80	62.15	-6.05	68.20	100	340	Peak
4		5501.400	99.19	0.94	100.12	N/A	N/A	100	340	Peak

Note:

1. " *", means this data is the worst emission level.
2. C.F (Correction Factor) = Antenna Factor (dB)+ Cable Loss (dB) – Preamplifier(dB) + 10dB Attenuation.
3. Measurement (dBuV/m) = Reading(dBuV) + C.F (Correction Factor).
4. The emission levels of other frequencies are very lower than the limit and not show in test report.

EUT	AX6000 8-Stream Wi-Fi 6 Router	Date of Test	2022-07-20
Factor	DRH18-E	Temp. / Humidity	25°C /65%
Polarity	Horizontal	Site / Test Engineer	AC2 / Ares
Test Mode	802.11ac-40MHz_TX_Band3_CH 102_ANT 0+1+2+3	Test Voltage	AC 120V/60Hz

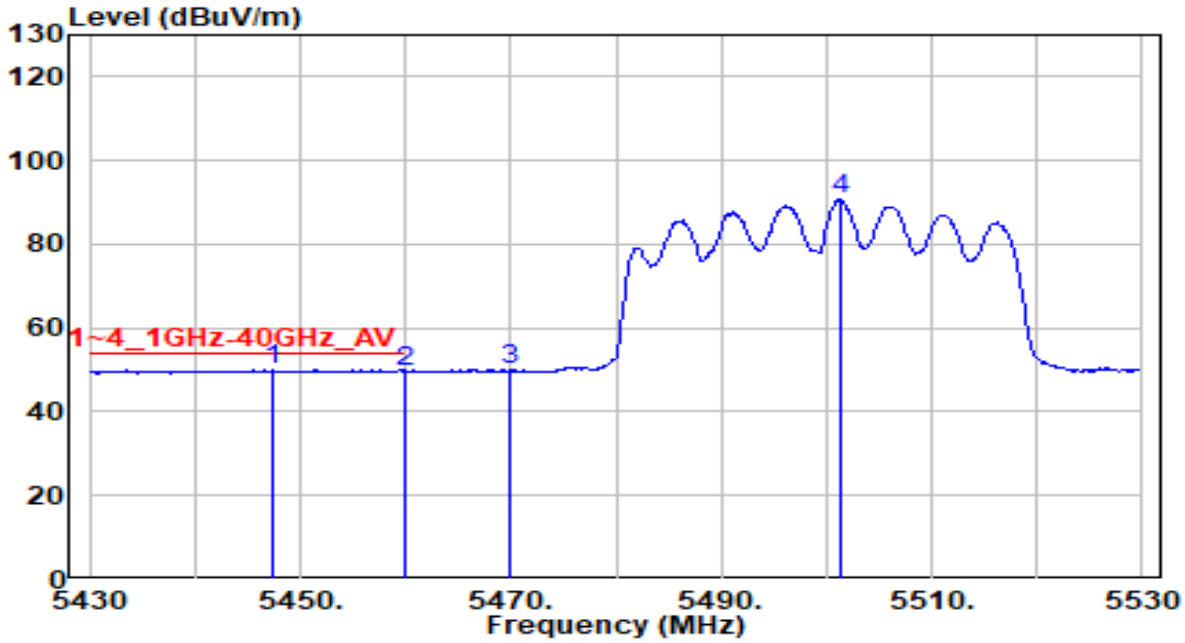

No		Frequency (MHz)	Reading (dBuV)	C.F (dB/m)	Measurement (dBuV/m)	Margin (dB)	Limit (dBuV/m)	Height (cm)	Angle (deg)	Remark (QP/PK/AV)
1	*	5447.300	49.25	0.71	49.95	-4.05	54.00	100	340	Average
2		5460.000	48.94	0.76	49.71	-4.29	54.00	100	340	Average
3		5470.000	49.16	0.80	49.96	N/A	N/A	100	340	Average
4		5501.300	89.78	0.94	90.71	N/A	N/A	100	340	Average

Note:

1. " *", means this data is the worst emission level.
2. C.F (Correction Factor) = Antenna Factor (dB)+ Cable Loss (dB) – Preamplifier(dB) + 10dB Attenuation.
3. Measurement (dBuV/m) = Reading(dBuV) + C.F (Correction Factor).
4. The emission levels of other frequencies are very lower than the limit and not show in test report.

EUT	AX6000 8-Stream Wi-Fi 6 Router	Date of Test	2022-07-20
Factor	DRH18-E	Temp. / Humidity	25°C /65%
Polarity	Vertical	Site / Test Engineer	AC2 / Ares
Test Mode	802.11ac-40MHz_TX_Band3_CH 102_ANT 0+1+2+3	Test Voltage	AC 120V/60Hz

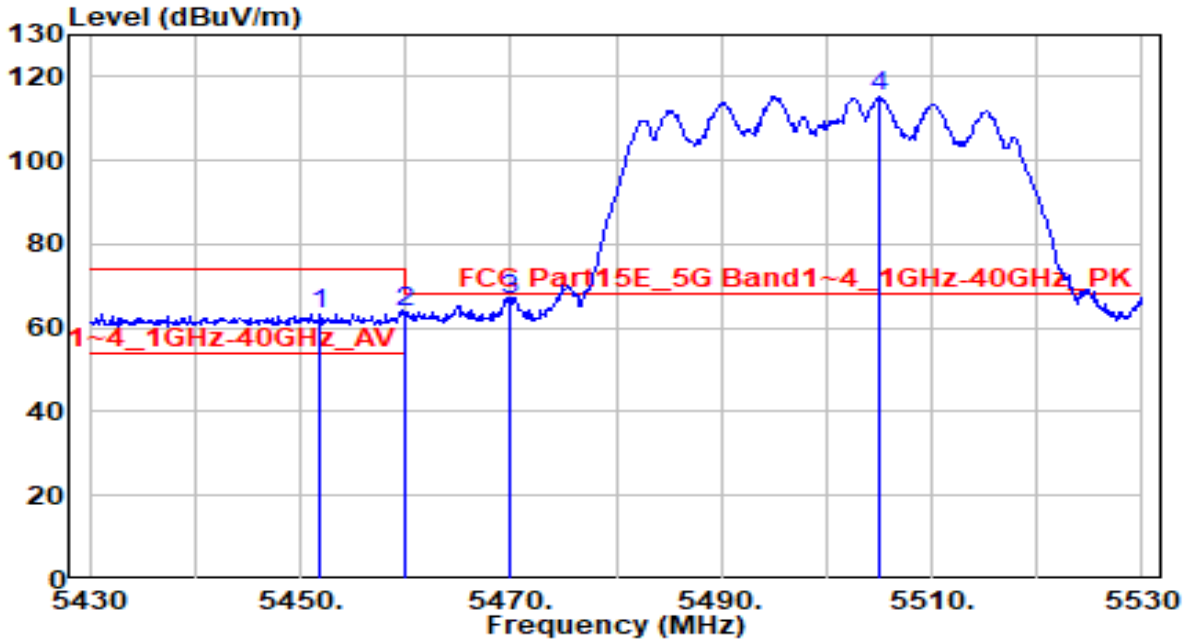

No		Frequency (MHz)	Reading (dBuV)	C.F (dB/m)	Measurement (dBuV/m)	Margin (dB)	Limit (dBuV/m)	Height (cm)	Angle (deg)	Remark (QP/PK/AV)
1		5451.900	62.71	0.73	63.44	-10.56	74.00	165	350	Peak
2		5460.000	63.10	0.76	63.86	-10.14	74.00	165	350	Peak
3	*	5470.000	65.69	0.80	66.49	-1.71	68.20	165	350	Peak
4		5505.100	114.19	0.95	115.15	N/A	N/A	165	350	Peak

Note:

1. " *", means this data is the worst emission level.
2. C.F (Correction Factor) = Antenna Factor (dB)+ Cable Loss (dB) – Preamplifier(dB) + 10dB Attenuation.
3. Measurement (dBuV/m) = Reading(dBuV) + C.F (Correction Factor).
4. The emission levels of other frequencies are very lower than the limit and not show in test report.

EUT	AX6000 8-Stream Wi-Fi 6 Router	Date of Test	2022-07-20
Factor	DRH18-E	Temp. / Humidity	25°C /65%
Polarity	Vertical	Site / Test Engineer	AC2 / Ares
Test Mode	802.11ac-40MHz_TX_Band3_CH 102_ANT 0+1+2+3	Test Voltage	AC 120V/60Hz

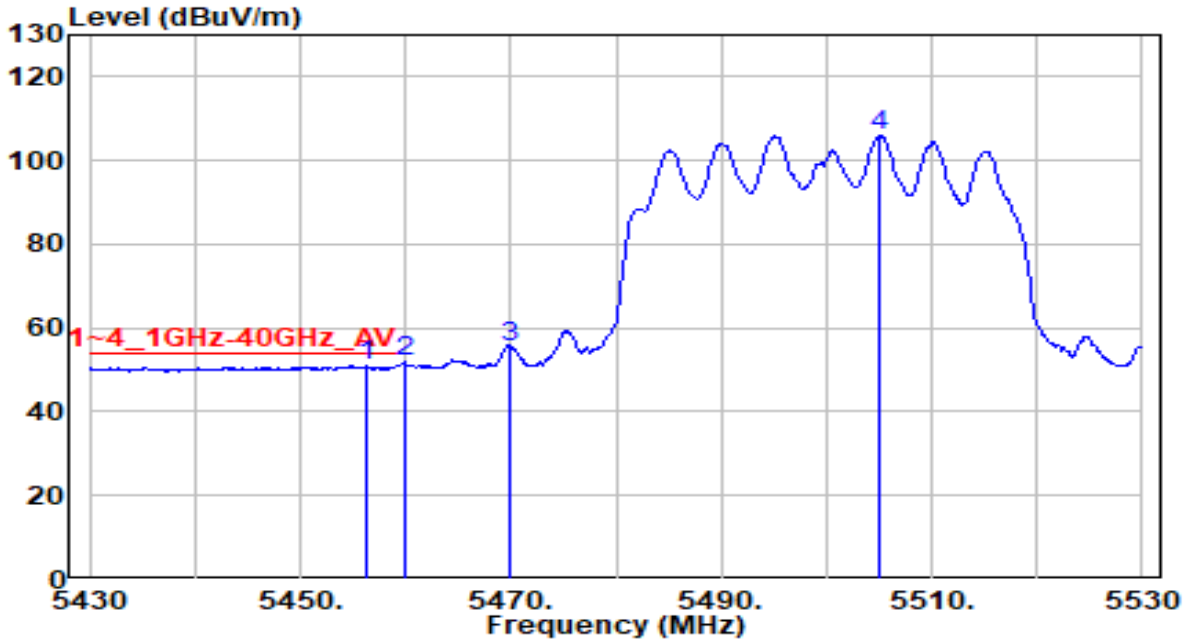

No		Frequency (MHz)	Reading (dBuV)	C.F (dB/m)	Measurement (dBuV/m)	Margin (dB)	Limit (dBuV/m)	Height (cm)	Angle (deg)	Remark (QP/PK/AV)
1		5456.300	50.12	0.74	50.86	-3.14	54.00	165	350	Average
2	*	5460.000	51.03	0.76	51.79	-2.21	54.00	165	350	Average
3		5470.000	54.86	0.80	55.66	N/A	N/A	165	350	Average
4		5505.000	104.91	0.95	105.87	N/A	N/A	165	350	Average

Note:

1. " *", means this data is the worst emission level.
2. C.F (Correction Factor) = Antenna Factor (dB)+ Cable Loss (dB) – Preamplifier(dB) + 10dB Attenuation.
3. Measurement (dBuV/m) = Reading(dBuV) + C.F (Correction Factor).
4. The emission levels of other frequencies are very lower than the limit and not show in test report.

EUT	AX6000 8-Stream Wi-Fi 6 Router	Date of Test	2022-07-20
Factor	DRH18-E	Temp. / Humidity	25°C /65%
Polarity	Horizontal	Site / Test Engineer	AC2 / Ares
Test Mode	802.11ac-40MHz_TX_Band3_CH 134_ANT 0+1+2+3	Test Voltage	AC 120V/60Hz

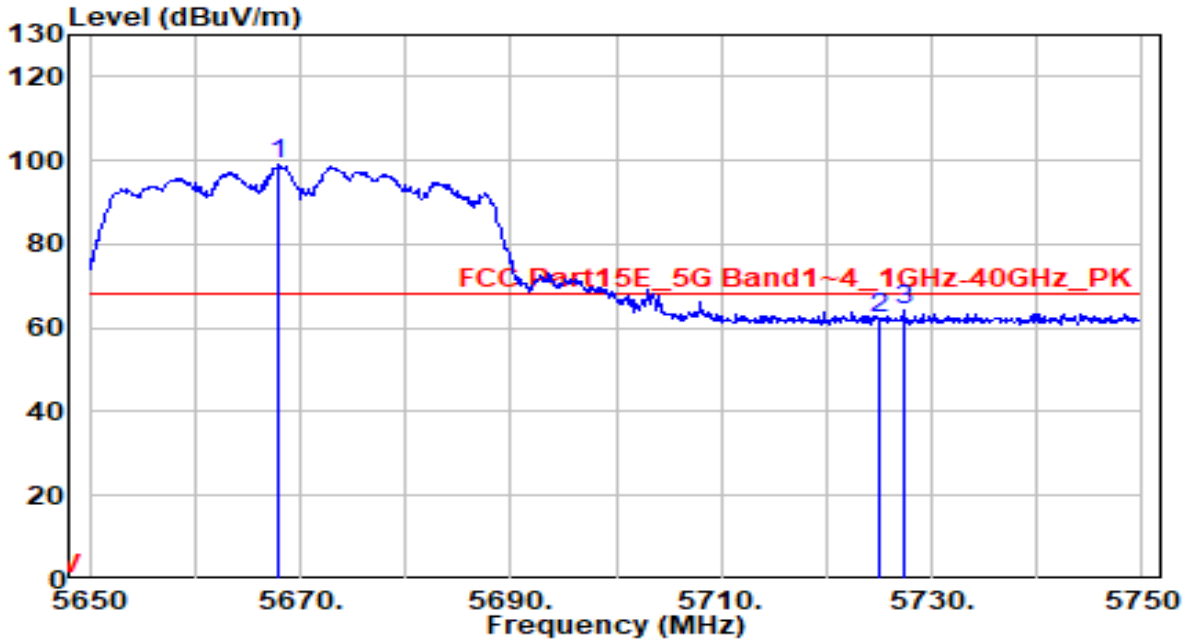

No		Frequency (MHz)	Reading (dBuV)	C.F (dB/m)	Measurement (dBuV/m)	Margin (dB)	Limit (dBuV/m)	Height (cm)	Angle (deg)	Remark (QP/PK/AV)
1		5668.000	97.28	1.66	98.94	N/A	N/A	100	330	Peak
2		5725.000	60.40	1.89	62.28	-5.92	68.20	100	330	Peak
3	*	5727.300	62.30	1.90	64.20	-4.00	68.20	100	330	Peak

Note:

1. " *", means this data is the worst emission level.
2. C.F (Correction Factor) = Antenna Factor (dB)+ Cable Loss (dB) – Preamplifier(dB) + 10dB Attenuation.
3. Measurement (dBuV/m) = Reading(dBuV) + C.F (Correction Factor).
4. The emission levels of other frequencies are very lower than the limit and not show in test report.

EUT	AX6000 8-Stream Wi-Fi 6 Router	Date of Test	2022-07-20
Factor	DRH18-E	Temp. / Humidity	25°C /65%
Polarity	Vertical	Site / Test Engineer	AC2 / Ares
Test Mode	802.11ac-40MHz_TX_Band3_CH 134_ANT 0+1+2+3	Test Voltage	AC 120V/60Hz

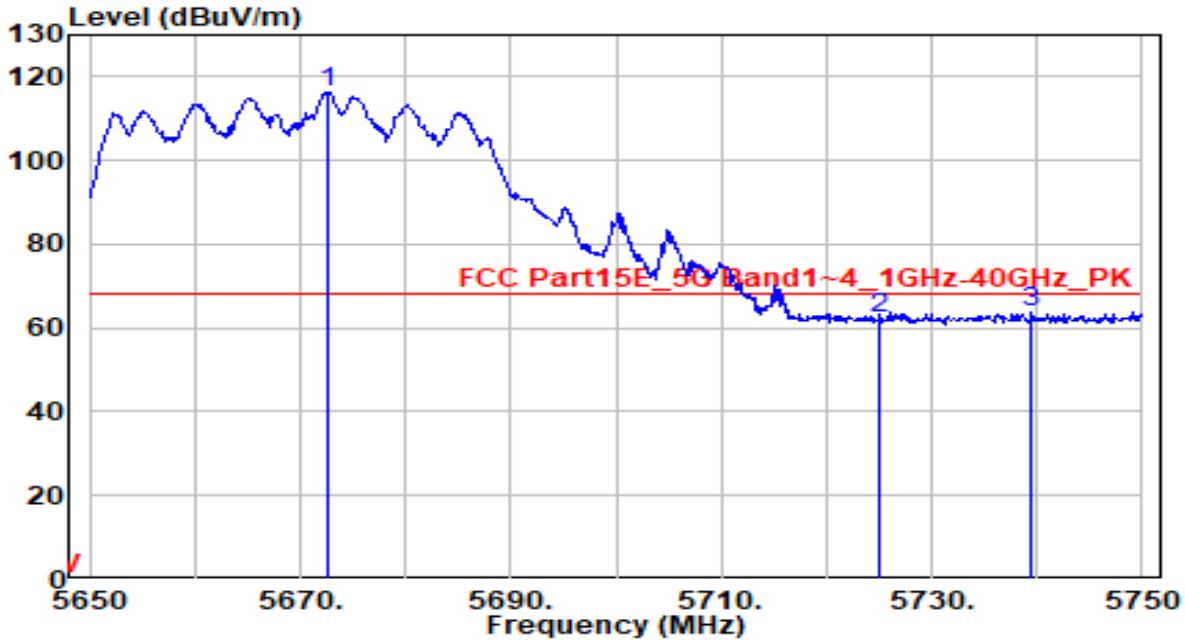

No		Frequency (MHz)	Reading (dBuV)	C.F (dB/m)	Measurement (dBuV/m)	Margin (dB)	Limit (dBuV/m)	Height (cm)	Angle (deg)	Remark (QP/PK/AV)
1		5672.600	114.68	1.68	116.35	N/A	N/A	160	350	Peak
2		5725.000	60.54	1.89	62.43	-5.77	68.20	160	350	Peak
3	*	5739.400	61.77	1.95	63.71	-4.49	68.20	160	350	Peak

Note:

1. " *", means this data is the worst emission level.
2. C.F (Correction Factor) = Antenna Factor (dB)+ Cable Loss (dB) – Preamplifier(dB) + 10dB Attenuation.
3. Measurement (dBuV/m) = Reading(dBuV) + C.F (Correction Factor).
4. The emission levels of other frequencies are very lower than the limit and not show in test report.

EUT	AX6000 8-Stream Wi-Fi 6 Router	Date of Test	2022-07-09
Factor	DRH18-E	Temp. / Humidity	25°C /65%
Polarity	Horizontal	Site / Test Engineer	AC2 / Ares
Test Mode	802.11ac-40MHz_TX_Band4_CH 151_ANT 0+1+2+3	Test Voltage	AC 120V/60Hz

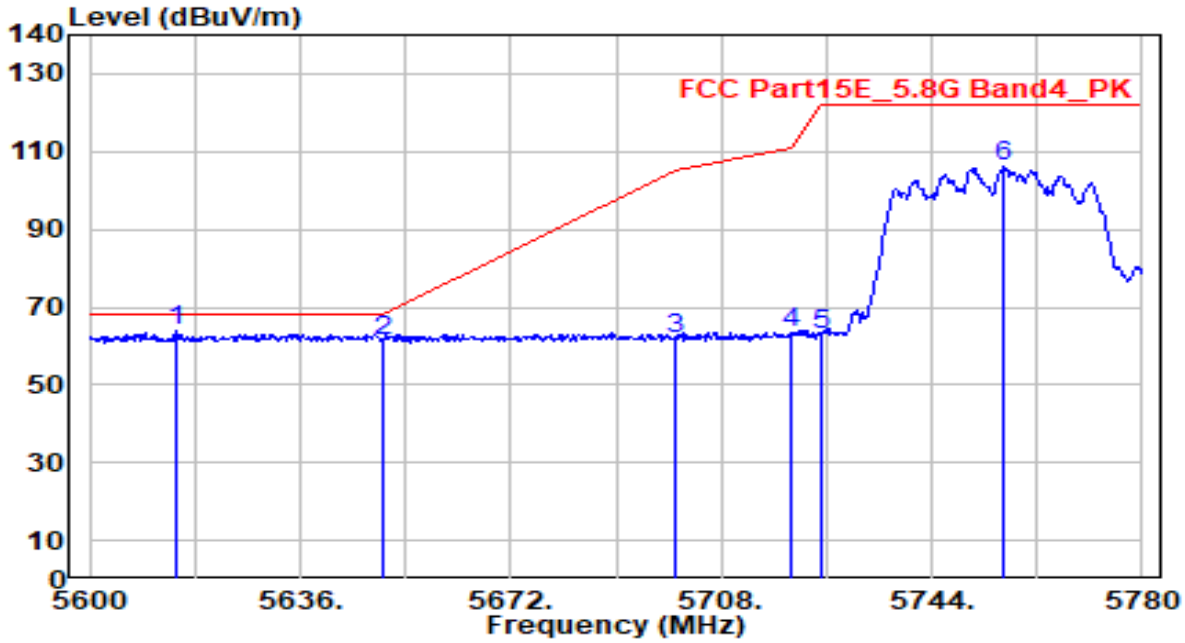

No		Frequency (MHz)	Reading (dBuV)	C.F (dB/m)	Measurement (dBuV/m)	Margin (dB)	Limit (dBuV/m)	Height (cm)	Angle (deg)	Remark (QP/PK/AV)
1	*	5614.940	62.26	1.44	63.71	-4.49	68.20	100	195	Peak
2		5650.000	59.68	1.59	61.27	-6.93	68.20	100	195	Peak
3		5700.000	60.21	1.79	62.00	-43.20	105.20	100	195	Peak
4		5720.000	61.27	1.87	63.14	-47.66	110.80	100	195	Peak
5		5725.000	60.98	1.89	62.87	-59.33	122.20	100	195	Peak
6		5756.420	104.20	2.02	106.21	N/A	N/A	100	195	Peak

Note:

1. " *", means this data is the worst emission level.
2. C.F (Correction Factor) = Antenna Factor (dB)+ Cable Loss (dB) – Preamplifier(dB) + 10dB Attenuation.
3. Measurement (dBuV/m) = Reading(dBuV) + C.F (Correction Factor).
4. The emission levels of other frequencies are very lower than the limit and not show in test report.

EUT	AX6000 8-Stream Wi-Fi 6 Router	Date of Test	2022-07-09
Factor	DRH18-E	Temp. / Humidity	25°C /65%
Polarity	Vertical	Site / Test Engineer	AC2 / Ares
Test Mode	802.11ac-40MHz_TX_Band4_CH 151_ANT 0+1+2+3	Test Voltage	AC 120V/60Hz

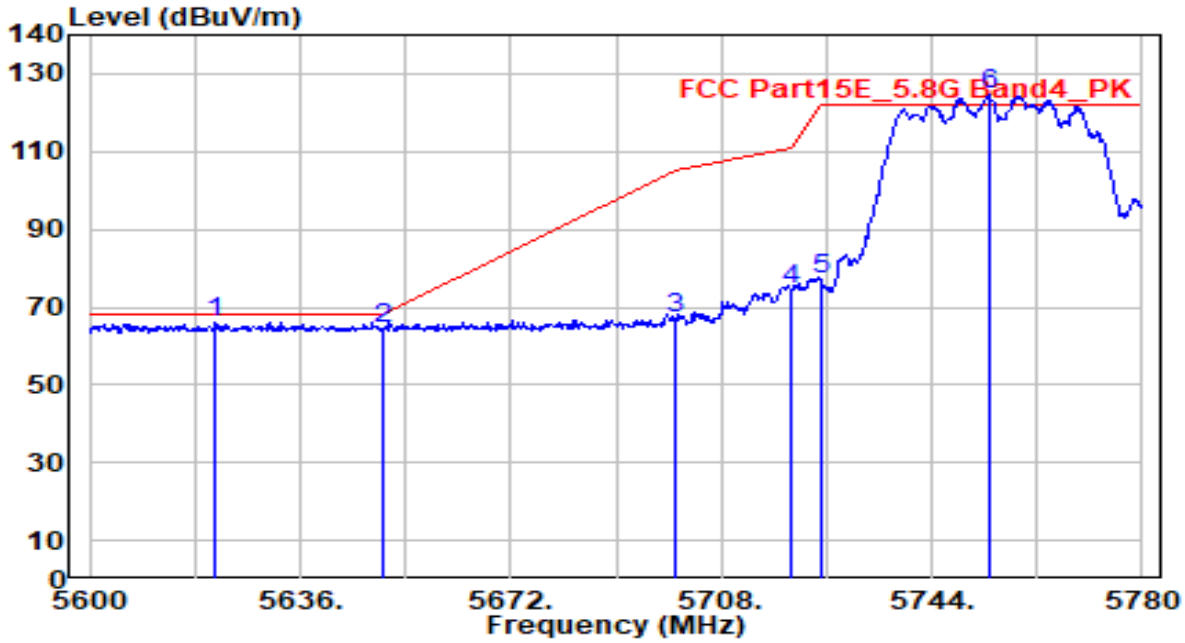

No		Frequency (MHz)	Reading (dBuV)	C.F (dB/m)	Measurement (dBuV/m)	Margin (dB)	Limit (dBuV/m)	Height (cm)	Angle (deg)	Remark (QP/PK/AV)
1	*	5621.600	64.52	1.47	65.99	-2.21	68.20	170	75	Peak
2		5650.000	63.06	1.59	64.64	-3.56	68.20	170	75	Peak
3		5700.000	65.57	1.79	67.35	-37.85	105.20	170	75	Peak
4		5720.000	72.75	1.87	74.61	-36.19	110.80	170	75	Peak
5		5725.000	75.23	1.89	77.12	-45.08	122.20	170	75	Peak
6		5753.900	122.71	2.01	124.71	N/A	N/A	170	75	Peak

Note:

1. " *", means this data is the worst emission level.
2. C.F (Correction Factor) = Antenna Factor (dB)+ Cable Loss (dB) – Preamplifier(dB) + 10dB Attenuation.
3. Measurement (dBuV/m) = Reading(dBuV) + C.F (Correction Factor).
4. The emission levels of other frequencies are very lower than the limit and not show in test report.

EUT	AX6000 8-Stream Wi-Fi 6 Router	Date of Test	2022-07-09
Factor	DRH18-E	Temp. / Humidity	25°C /65%
Polarity	Horizontal	Site / Test Engineer	AC2 / Ares
Test Mode	802.11ac-40MHz_TX_Band4_CH 159_ANT 0+1+2+3	Test Voltage	AC 120V/60Hz

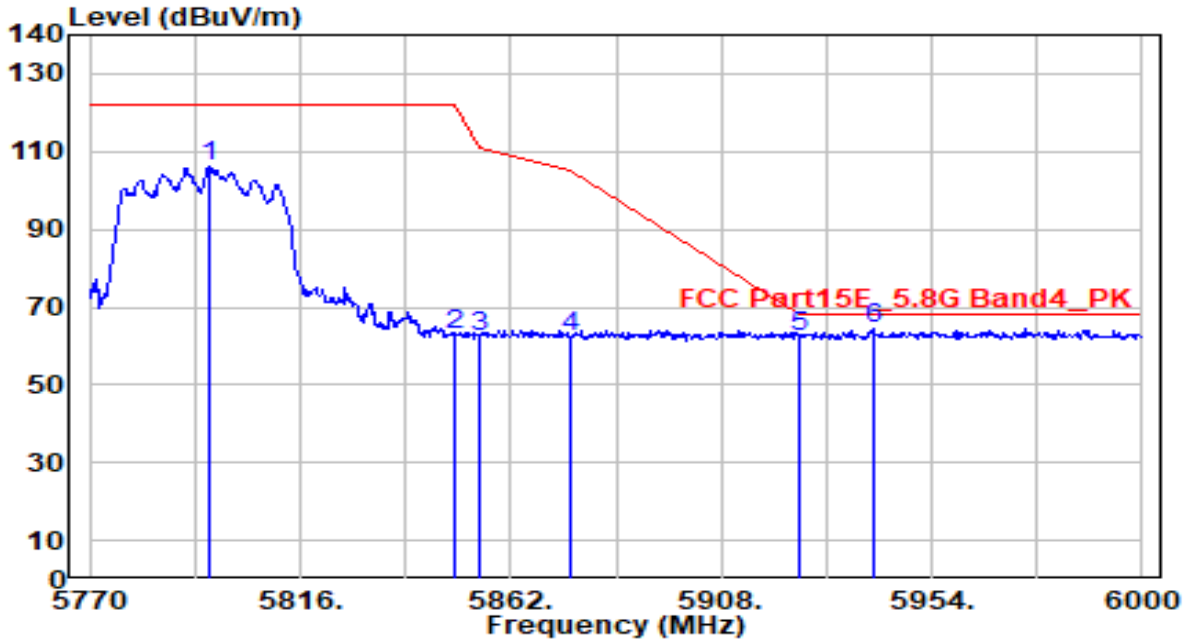

No		Frequency (MHz)	Reading (dBuV)	C.F (dB/m)	Measurement (dBuV/m)	Margin (dB)	Limit (dBuV/m)	Height (cm)	Angle (deg)	Remark (QP/PK/AV)
1		5796.220	104.17	2.18	106.34	N/A	N/A	100	195	Peak
2		5850.000	60.44	2.27	62.71	-59.49	122.20	100	195	Peak
3		5855.000	60.31	2.28	62.58	-48.22	110.80	100	195	Peak
4		5875.000	60.22	2.31	62.53	-42.67	105.20	100	195	Peak
5		5925.000	59.74	2.38	62.12	-6.08	68.20	100	195	Peak
6	*	5941.120	62.00	2.41	64.41	-3.79	68.20	100	195	Peak

Note:

1. " *", means this data is the worst emission level.
2. C.F (Correction Factor) = Antenna Factor (dB)+ Cable Loss (dB) – Preamplifier(dB) + 10dB Attenuation.
3. Measurement (dBuV/m) = Reading(dBuV) + C.F (Correction Factor).
4. The emission levels of other frequencies are very lower than the limit and not show in test report.

EUT	AX6000 8-Stream Wi-Fi 6 Router	Date of Test	2022-07-09
Factor	DRH18-E	Temp. / Humidity	25°C /65%
Polarity	Vertical	Site / Test Engineer	AC2 / Ares
Test Mode	802.11ac-40MHz_TX_Band4_CH 159_ANT 0+1+2+3	Test Voltage	AC 120V/60Hz

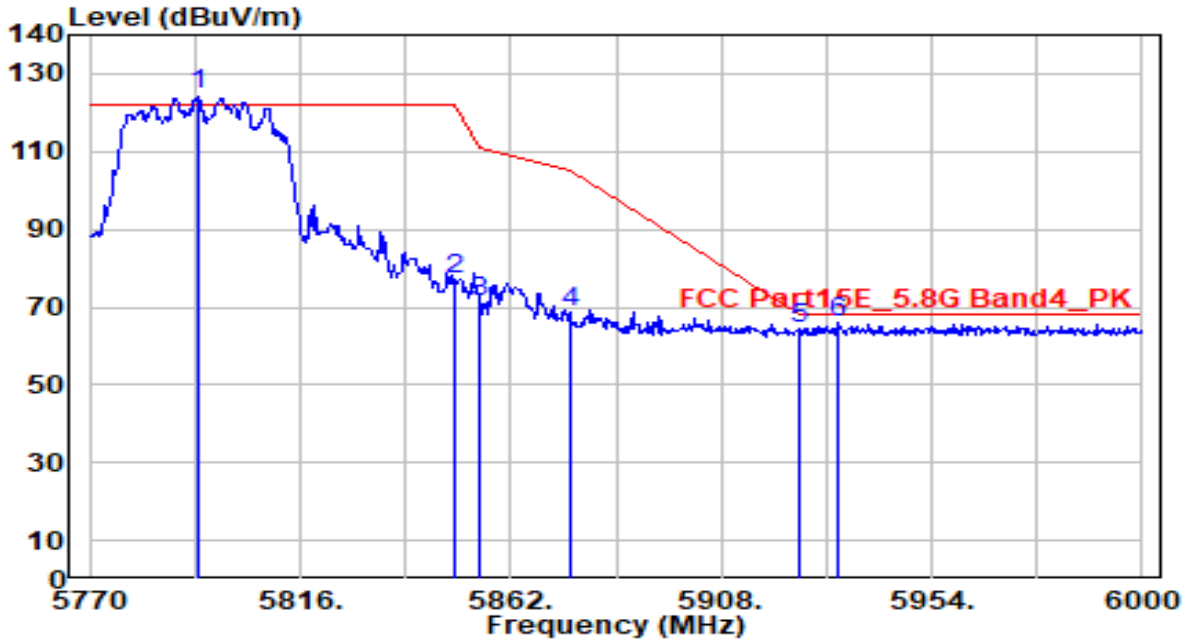

No		Frequency (MHz)	Reading (dBuV)	C.F (dB/m)	Measurement (dBuV/m)	Margin (dB)	Limit (dBuV/m)	Height (cm)	Angle (deg)	Remark (QP/PK/AV)
1		5793.460	122.51	2.17	124.67	N/A	N/A	160	75	Peak
2		5850.000	74.65	2.27	76.92	-45.28	122.20	160	75	Peak
3		5855.000	69.11	2.28	71.39	-39.41	110.80	160	75	Peak
4		5875.000	66.12	2.31	68.43	-36.77	105.20	160	75	Peak
5		5925.000	62.08	2.38	64.47	-3.73	68.20	160	75	Peak
6	*	5933.530	63.73	2.40	66.13	-2.07	68.20	160	75	Peak

Note:

1. " *", means this data is the worst emission level.
2. C.F (Correction Factor) = Antenna Factor (dB)+ Cable Loss (dB) – Preamplifier(dB) + 10dB Attenuation.
3. Measurement (dBuV/m) = Reading(dBuV) + C.F (Correction Factor).
4. The emission levels of other frequencies are very lower than the limit and not show in test report.

EUT	AX6000 8-Stream Wi-Fi 6 Router	Date of Test	2022-07-26
Factor	DRH18-E	Temp. / Humidity	25°C /65%
Polarity	Horizontal	Site / Test Engineer	AC2 / Ares
Test Mode	802.11ac-80MHz_TX_Band1_CH 42_ANT 0+1+2+3	Test Voltage	AC 120V/60Hz

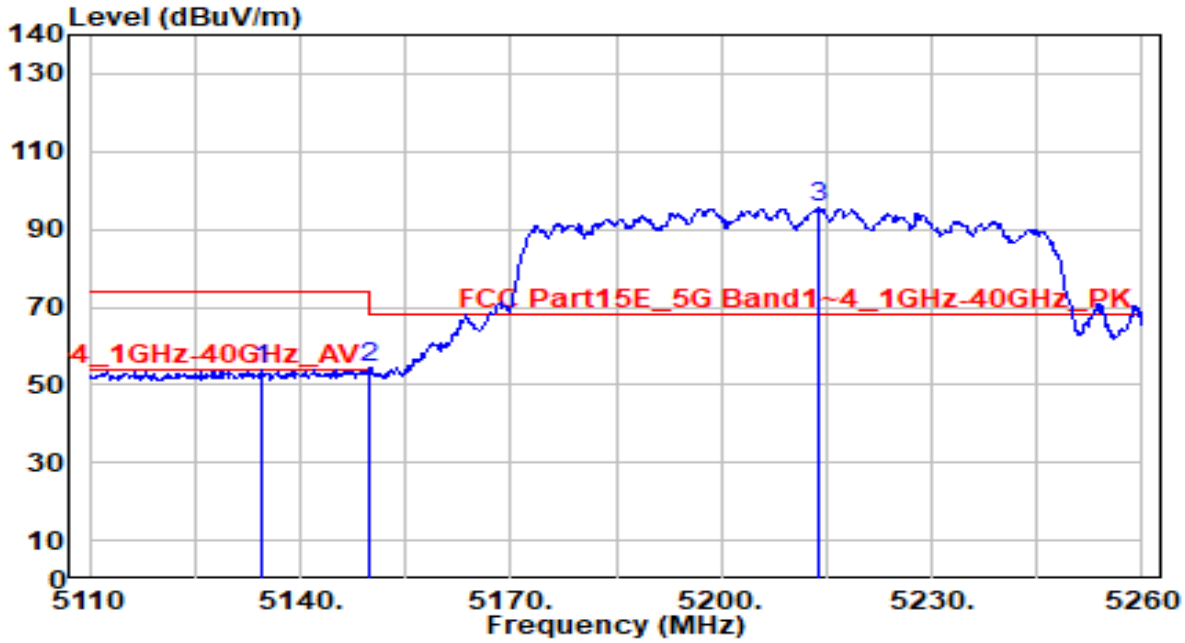

No		Frequency (MHz)	Reading (dBuV)	C.F (dB/m)	Measurement (dBuV/m)	Margin (dB)	Limit (dBuV/m)	Height (cm)	Angle (deg)	Remark (QP/PK/AV)
1		5134.450	53.13	0.78	53.90	-20.10	74.00	100	130	Peak
2	*	5150.000	53.42	0.80	54.22	-19.78	74.00	100	130	Peak
3		5213.800	94.69	0.83	95.53	N/A	N/A	100	130	Peak

Note:

1. " *", means this data is the worst emission level.
2. C.F (Correction Factor) = Antenna Factor (dB)+ Cable Loss (dB) – Preamplifier(dB) + 10dB Attenuation.
3. Measurement (dBuV/m) = Reading(dBuV) + C.F (Correction Factor).
4. The emission levels of other frequencies are very lower than the limit and not show in test report.

EUT	AX6000 8-Stream Wi-Fi 6 Router	Date of Test	2022-07-26
Factor	DRH18-E	Temp. / Humidity	25°C /65%
Polarity	Horizontal	Site / Test Engineer	AC2 / Ares
Test Mode	802.11ac-80MHz_TX_Band1_CH 42_ANT 0+1+2+3	Test Voltage	AC 120V/60Hz

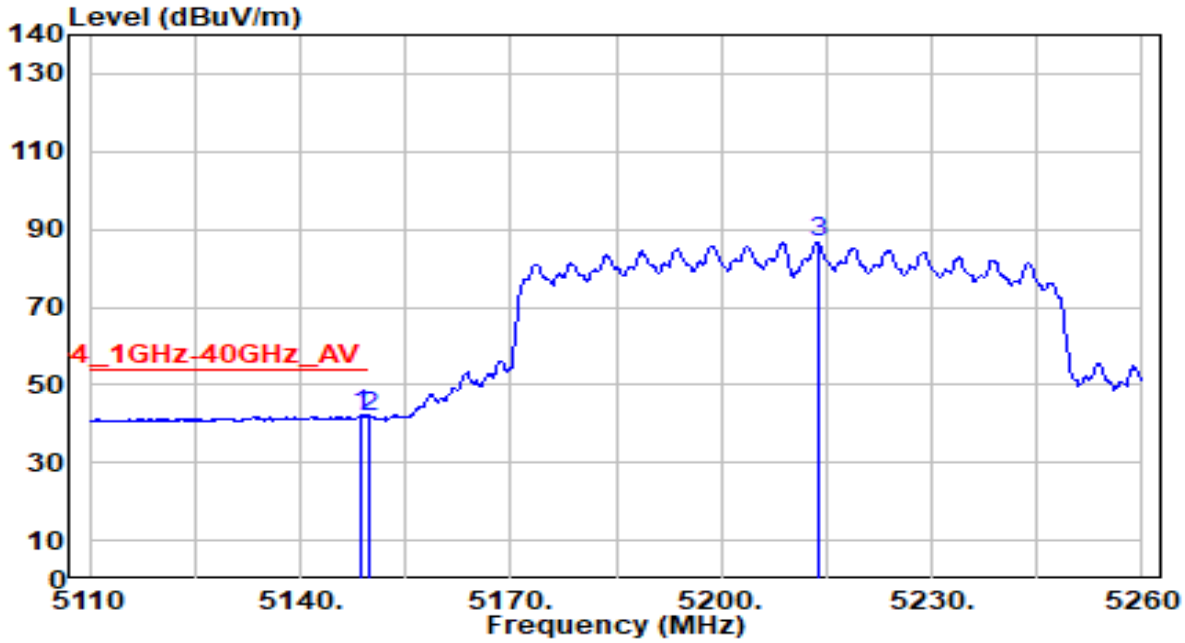

No		Frequency (MHz)	Reading (dBuV)	C.F (dB/m)	Measurement (dBuV/m)	Margin (dB)	Limit (dBuV/m)	Height (cm)	Angle (deg)	Remark (QP/PK/AV)
1	*	5148.700	41.43	0.79	42.23	-11.77	54.00	100	130	Average
2		5150.000	41.03	0.80	41.83	-12.17	54.00	100	130	Average
3		5213.800	85.81	0.83	86.64	N/A	N/A	100	130	Average

Note:

1. " *", means this data is the worst emission level.
2. C.F (Correction Factor) = Antenna Factor (dB)+ Cable Loss (dB) – Preamplifier(dB) + 10dB Attenuation.
3. Measurement (dBuV/m) = Reading(dBuV) + C.F (Correction Factor).
4. The emission levels of other frequencies are very lower than the limit and not show in test report.

EUT	AX6000 8-Stream Wi-Fi 6 Router	Date of Test	2022-07-26
Factor	DRH18-E	Temp. / Humidity	25°C /65%
Polarity	Vertical	Site / Test Engineer	AC2 / Ares
Test Mode	802.11ac-80MHz_TX_Band1_CH 42_ANT 0+1+2+3	Test Voltage	AC 120V/60Hz

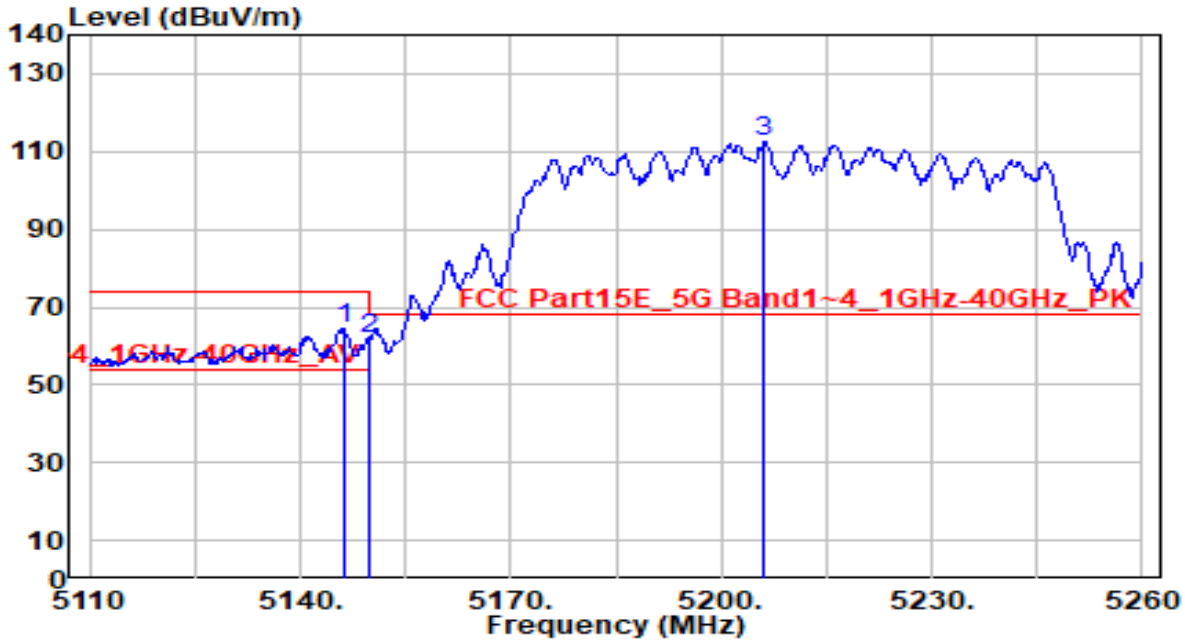

No		Frequency (MHz)	Reading (dBuV)	C.F (dB/m)	Measurement (dBuV/m)	Margin (dB)	Limit (dBuV/m)	Height (cm)	Angle (deg)	Remark (QP/PK/AV)
1	*	5146.150	63.60	0.79	64.39	-9.61	74.00	100	350	Peak
2		5150.000	61.06	0.80	61.85	-12.15	74.00	100	350	Peak
3		5206.150	111.56	0.85	112.41	N/A	N/A	100	350	Peak

Note:

1. " *", means this data is the worst emission level.
2. C.F (Correction Factor) = Antenna Factor (dB)+ Cable Loss (dB) – Preamplifier(dB) + 10dB Attenuation.
3. Measurement (dBuV/m) = Reading(dBuV) + C.F (Correction Factor).
4. The emission levels of other frequencies are very lower than the limit and not show in test report.

EUT	AX6000 8-Stream Wi-Fi 6 Router	Date of Test	2022-07-26
Factor	DRH18-E	Temp. / Humidity	25°C /65%
Polarity	Vertical	Site / Test Engineer	AC2 / Ares
Test Mode	802.11ac-80MHz_TX_Band1_CH 42_ANT 0+1+2+3	Test Voltage	AC 120V/60Hz

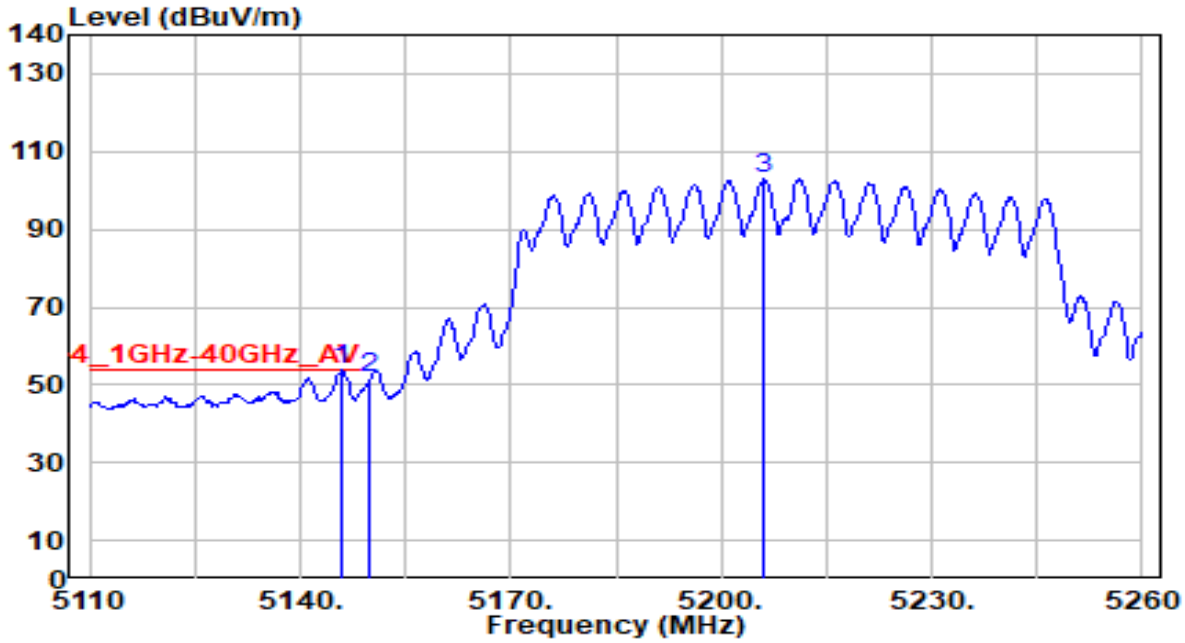

No		Frequency (MHz)	Reading (dBuV)	C.F (dB/m)	Measurement (dBuV/m)	Margin (dB)	Limit (dBuV/m)	Height (cm)	Angle (deg)	Remark (QP/PK/AV)
1	*	5146.000	53.04	0.79	53.84	-0.16	54.00	100	350	Average
2		5150.000	50.93	0.80	51.72	-2.28	54.00	100	350	Average
3		5206.150	102.35	0.85	103.20	N/A	N/A	100	350	Average

Note:

1. " *", means this data is the worst emission level.
2. C.F (Correction Factor) = Antenna Factor (dB)+ Cable Loss (dB) – Preamplifier(dB) + 10dB Attenuation.
3. Measurement (dBuV/m) = Reading(dBuV) + C.F (Correction Factor).
4. The emission levels of other frequencies are very lower than the limit and not show in test report.

EUT	AX6000 8-Stream Wi-Fi 6 Router	Date of Test	2022-07-26
Factor	DRH18-E	Temp. / Humidity	25°C /65%
Polarity	Horizontal	Site / Test Engineer	AC2 / Ares
Test Mode	802.11ac-80MHz_TX_Band2_CH 58_ANT 0+1+2+3	Test Voltage	AC 120V/60Hz

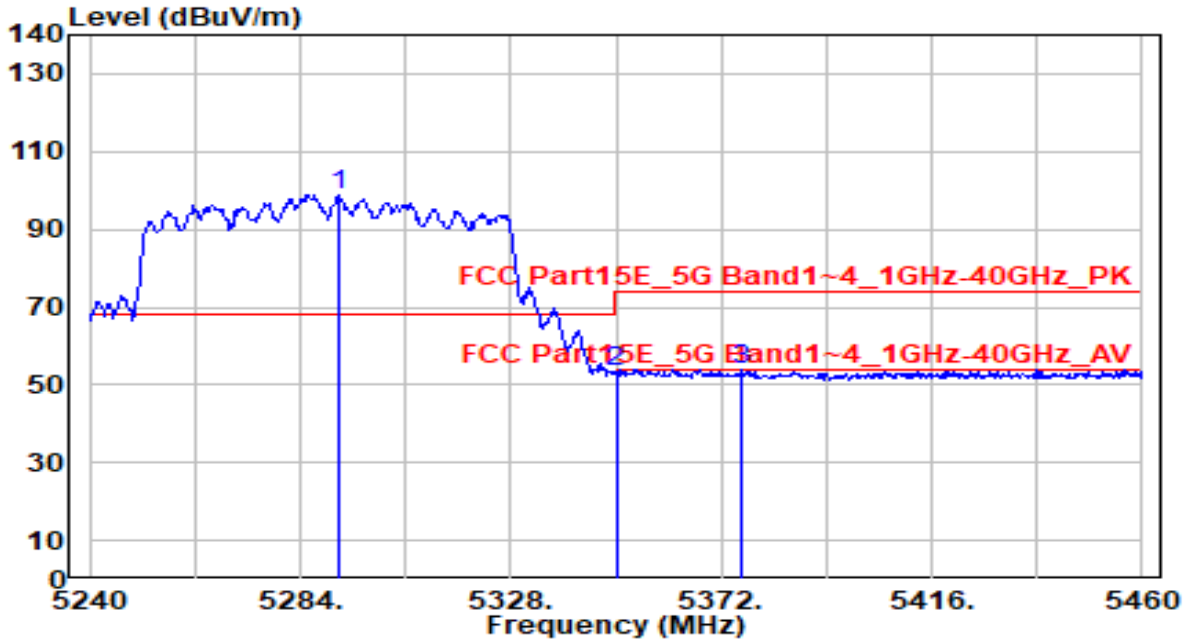

No		Frequency (MHz)	Reading (dBuV)	C.F (dB/m)	Measurement (dBuV/m)	Margin (dB)	Limit (dBuV/m)	Height (cm)	Angle (deg)	Remark (QP/PK/AV)
1		5291.920	98.18	0.70	98.88	N/A	N/A	120	335	Peak
2		5350.000	52.63	0.59	53.22	-20.78	74.00	120	335	Peak
3	*	5375.960	53.44	0.55	53.99	-20.01	74.00	120	335	Peak

Note:

1. " *", means this data is the worst emission level.
2. C.F (Correction Factor) = Antenna Factor (dB)+ Cable Loss (dB) – Preamplifier(dB) + 10dB Attenuation.
3. Measurement (dBuV/m) = Reading(dBuV) + C.F (Correction Factor).
4. The emission levels of other frequencies are very lower than the limit and not show in test report.

EUT	AX6000 8-Stream Wi-Fi 6 Router	Date of Test	2022-07-26
Factor	DRH18-E	Temp. / Humidity	25°C /65%
Polarity	Horizontal	Site / Test Engineer	AC2 / Ares
Test Mode	802.11ac-80MHz_TX_Band2_CH 58_ANT 0+1+2+3	Test Voltage	AC 120V/60Hz

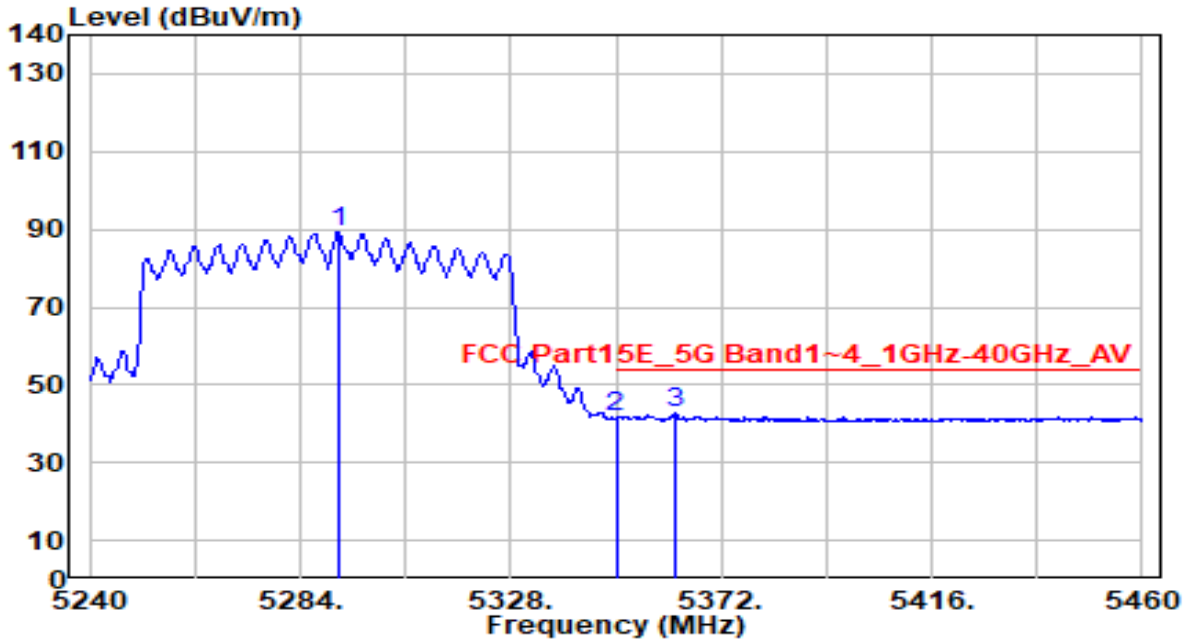

No		Frequency (MHz)	Reading (dBuV)	C.F (dB/m)	Measurement (dBuV/m)	Margin (dB)	Limit (dBuV/m)	Height (cm)	Angle (deg)	Remark (QP/PK/AV)
1		5291.920	88.58	0.70	89.28	N/A	N/A	120	335	Average
2		5350.000	41.08	0.59	41.67	-12.33	54.00	120	335	Average
3	*	5362.540	41.98	0.57	42.55	-11.45	54.00	120	335	Average

Note:

1. " *", means this data is the worst emission level.
2. C.F (Correction Factor) = Antenna Factor (dB)+ Cable Loss (dB) – Preamplifier(dB) + 10dB Attenuation.
3. Measurement (dBuV/m) = Reading(dBuV) + C.F (Correction Factor).
4. The emission levels of other frequencies are very lower than the limit and not show in test report.

EUT	AX6000 8-Stream Wi-Fi 6 Router	Date of Test	2022-07-26
Factor	DRH18-E	Temp. / Humidity	25°C /65%
Polarity	Vertical	Site / Test Engineer	AC2 / Ares
Test Mode	802.11ac-80MHz_TX_Band2_CH 58_ANT 0+1+2+3	Test Voltage	AC 120V/60Hz

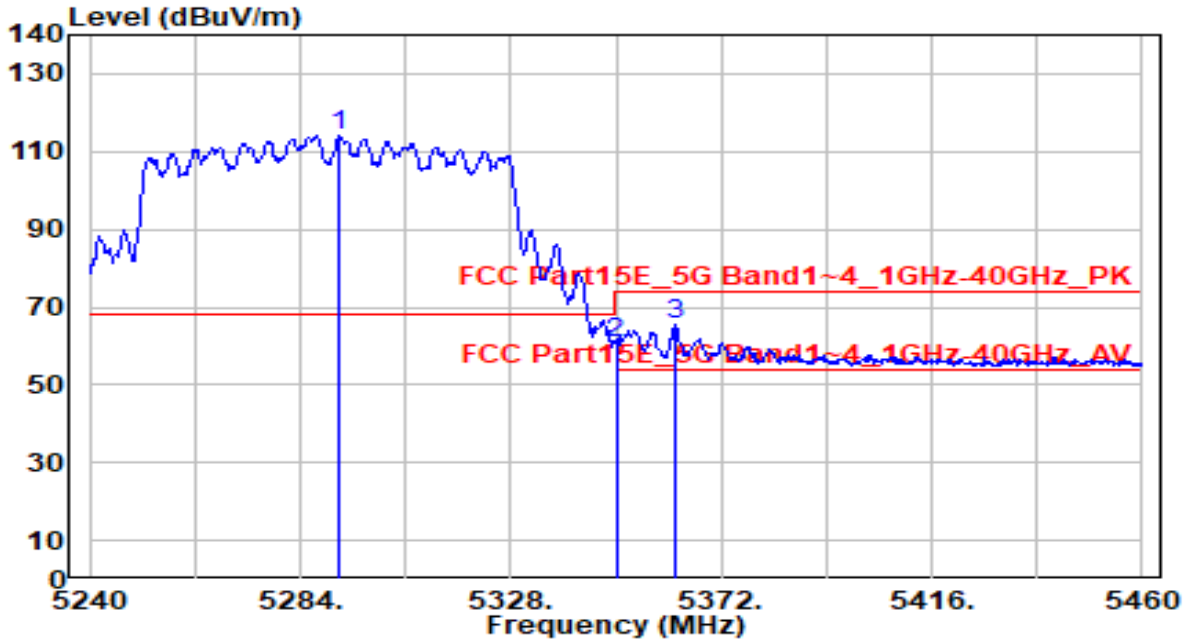

No		Frequency (MHz)	Reading (dBuV)	C.F (dB/m)	Measurement (dBuV/m)	Margin (dB)	Limit (dBuV/m)	Height (cm)	Angle (deg)	Remark (QP/PK/AV)
1		5292.360	113.20	0.70	113.89	N/A	N/A	130	345	Peak
2		5350.000	59.90	0.59	60.50	-13.50	74.00	130	345	Peak
3	*	5362.320	64.87	0.57	65.44	-8.56	74.00	130	345	Peak

Note:

1. " *", means this data is the worst emission level.
2. C.F (Correction Factor) = Antenna Factor (dB)+ Cable Loss (dB) – Preamplifier(dB) + 10dB Attenuation.
3. Measurement (dBuV/m) = Reading(dBuV) + C.F (Correction Factor).
4. The emission levels of other frequencies are very lower than the limit and not show in test report.

EUT	AX6000 8-Stream Wi-Fi 6 Router	Date of Test	2022-07-26
Factor	DRH18-E	Temp. / Humidity	25°C /65%
Polarity	Vertical	Site / Test Engineer	AC2 / Ares
Test Mode	802.11ac-80MHz_TX_Band2_CH 58_ANT 0+1+2+3	Test Voltage	AC 120V/60Hz

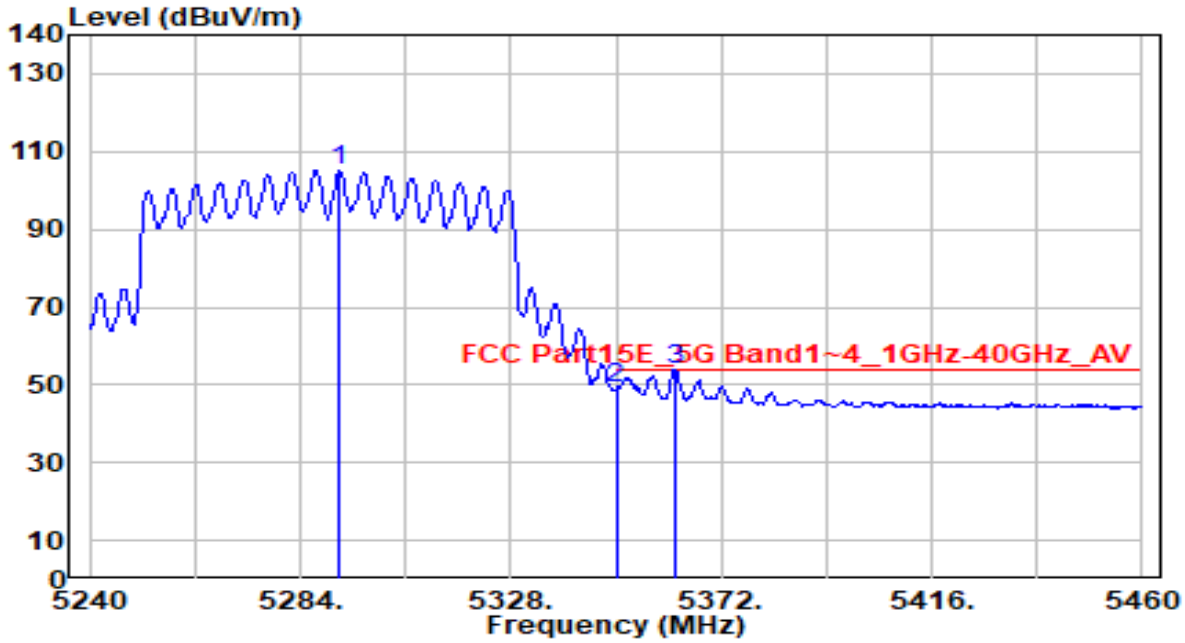

No		Frequency (MHz)	Reading (dBuV)	C.F (dB/m)	Measurement (dBuV/m)	Margin (dB)	Limit (dBuV/m)	Height (cm)	Angle (deg)	Remark (QP/PK/AV)
1		5292.140	104.31	0.70	105.01	N/A	N/A	130	345	Average
2		5350.000	48.28	0.59	48.88	-5.12	54.00	130	345	Average
3	*	5362.540	53.26	0.57	53.83	-0.17	54.00	130	345	Average

Note:

1. " *", means this data is the worst emission level.
2. C.F (Correction Factor) = Antenna Factor (dB)+ Cable Loss (dB) – Preamplifier(dB) + 10dB Attenuation.
3. Measurement (dBuV/m) = Reading(dBuV) + C.F (Correction Factor).
4. The emission levels of other frequencies are very lower than the limit and not show in test report.

EUT	AX6000 8-Stream Wi-Fi 6 Router	Date of Test	2022-07-20
Factor	DRH18-E	Temp. / Humidity	25°C /65%
Polarity	Horizontal	Site / Test Engineer	AC2 / Ares
Test Mode	802.11ac-80MHz_TX_Band3_CH 106_ANT 0+1+2+3	Test Voltage	AC 120V/60Hz

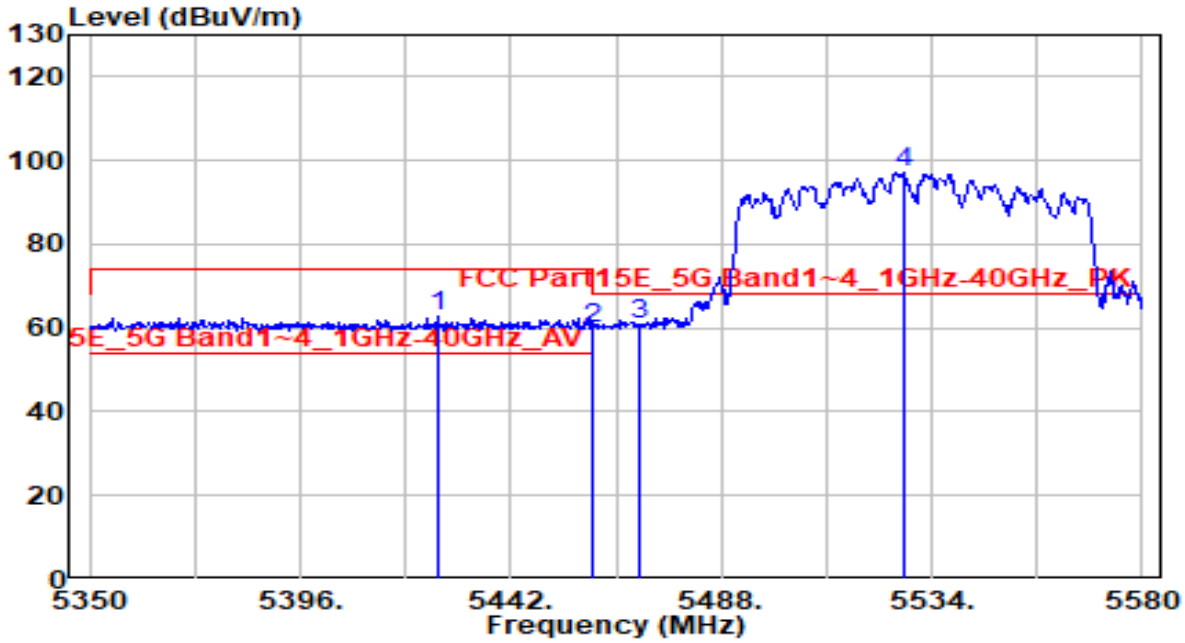

No		Frequency (MHz)	Reading (dBuV)	C.F (dB/m)	Measurement (dBuV/m)	Margin (dB)	Limit (dBuV/m)	Height (cm)	Angle (deg)	Remark (QP/PK/AV)
1		5425.900	62.18	0.62	62.80	-11.20	74.00	100	340	Peak
2		5460.000	59.27	0.76	60.03	-13.97	74.00	100	340	Peak
3	*	5470.000	60.26	0.80	61.06	-7.14	68.20	100	340	Peak
4		5527.790	96.08	1.06	97.13	N/A	N/A	100	340	Peak

Note:

1. " *", means this data is the worst emission level.
2. C.F (Correction Factor) = Antenna Factor (dB)+ Cable Loss (dB) – Preamplifier(dB) + 10dB Attenuation.
3. Measurement (dBuV/m) = Reading(dBuV) + C.F (Correction Factor).
4. The emission levels of other frequencies are very lower than the limit and not show in test report.

EUT	AX6000 8-Stream Wi-Fi 6 Router	Date of Test	2022-07-20
Factor	DRH18-E	Temp. / Humidity	25°C /65%
Polarity	Horizontal	Site / Test Engineer	AC2 / Ares
Test Mode	802.11ac-80MHz_TX_Band3_CH 106_ANT 0+1+2+3	Test Voltage	AC 120V/60Hz

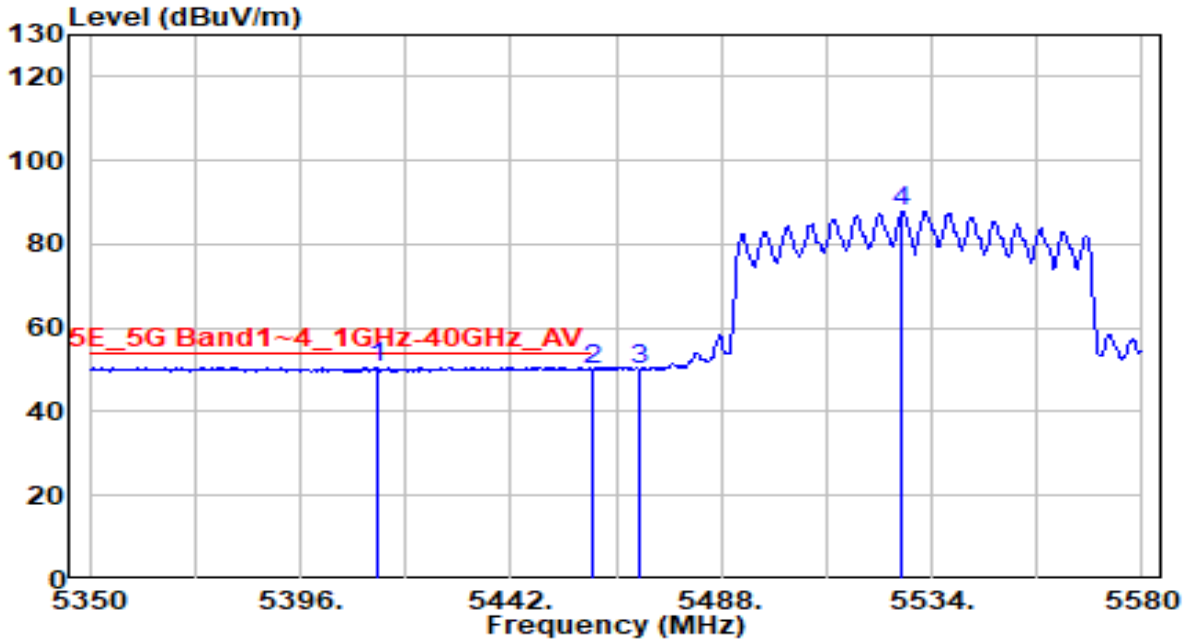

No		Frequency (MHz)	Reading (dBuV)	C.F (dB/m)	Measurement (dBuV/m)	Margin (dB)	Limit (dBuV/m)	Height (cm)	Angle (deg)	Remark (QP/PK/AV)
1	*	5412.790	50.07	0.56	50.63	-3.37	54.00	100	340	Average
2		5460.000	49.36	0.76	50.12	-3.88	54.00	100	340	Average
3		5470.000	49.25	0.80	50.05	N/A	N/A	100	340	Average
4		5527.560	86.76	1.06	87.81	N/A	N/A	100	340	Average

Note:

1. " *", means this data is the worst emission level.
2. C.F (Correction Factor) = Antenna Factor (dB)+ Cable Loss (dB) – Preamplifier(dB) + 10dB Attenuation.
3. Measurement (dBuV/m) = Reading(dBuV) + C.F (Correction Factor).
4. The emission levels of other frequencies are very lower than the limit and not show in test report.

EUT	AX6000 8-Stream Wi-Fi 6 Router	Date of Test	2022-07-20
Factor	DRH18-E	Temp. / Humidity	25°C /65%
Polarity	Vertical	Site / Test Engineer	AC2 / Ares
Test Mode	802.11ac-80MHz_TX_Band3_CH 106_ANT 0+1+2+3	Test Voltage	AC 120V/60Hz

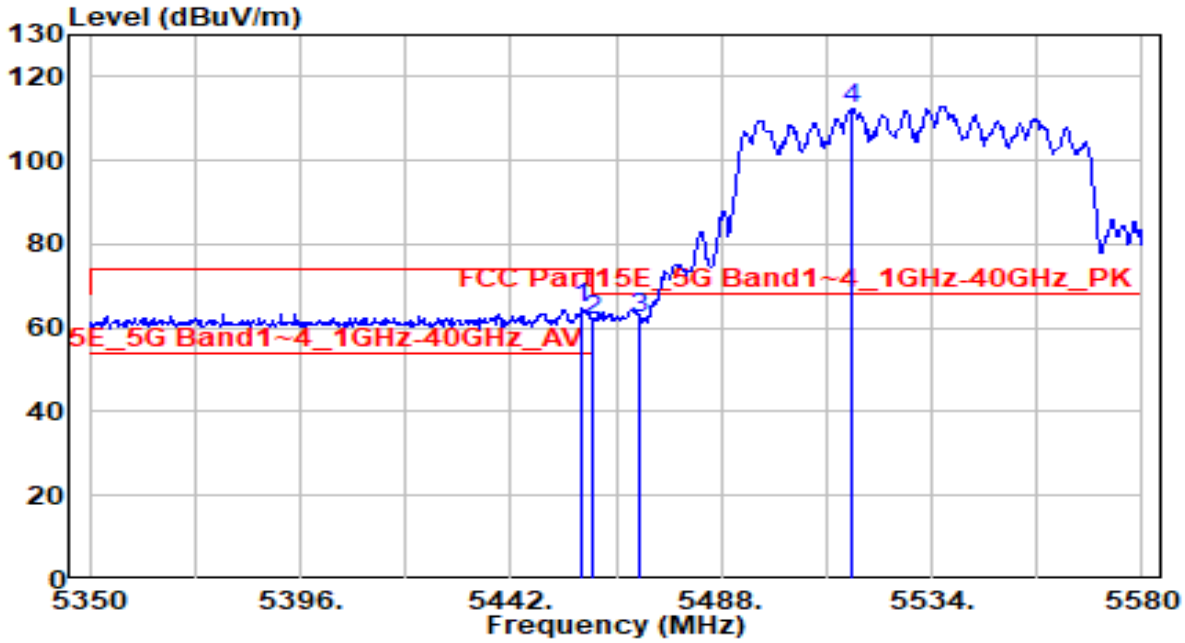

No		Frequency (MHz)	Reading (dBuV)	C.F (dB/m)	Measurement (dBuV/m)	Margin (dB)	Limit (dBuV/m)	Height (cm)	Angle (deg)	Remark (QP/PK/AV)
1		5457.640	63.91	0.75	64.66	-9.34	74.00	160	345	Peak
2		5460.000	60.82	0.76	61.58	-12.42	74.00	160	345	Peak
3	*	5470.000	61.48	0.80	62.29	-5.91	68.20	160	345	Peak
4		5516.750	111.23	1.01	112.24	N/A	N/A	160	345	Peak

Note:

1. " *", means this data is the worst emission level.
2. C.F (Correction Factor) = Antenna Factor (dB)+ Cable Loss (dB) – Preamplifier(dB) + 10dB Attenuation.
3. Measurement (dBuV/m) = Reading(dBuV) + C.F (Correction Factor).
4. The emission levels of other frequencies are very lower than the limit and not show in test report.

EUT	AX6000 8-Stream Wi-Fi 6 Router	Date of Test	2022-07-20
Factor	DRH18-E	Temp. / Humidity	25°C /65%
Polarity	Vertical	Site / Test Engineer	AC2 / Ares
Test Mode	802.11ac-80MHz_TX_Band3_CH 106_ANT 0+1+2+3	Test Voltage	AC 120V/60Hz

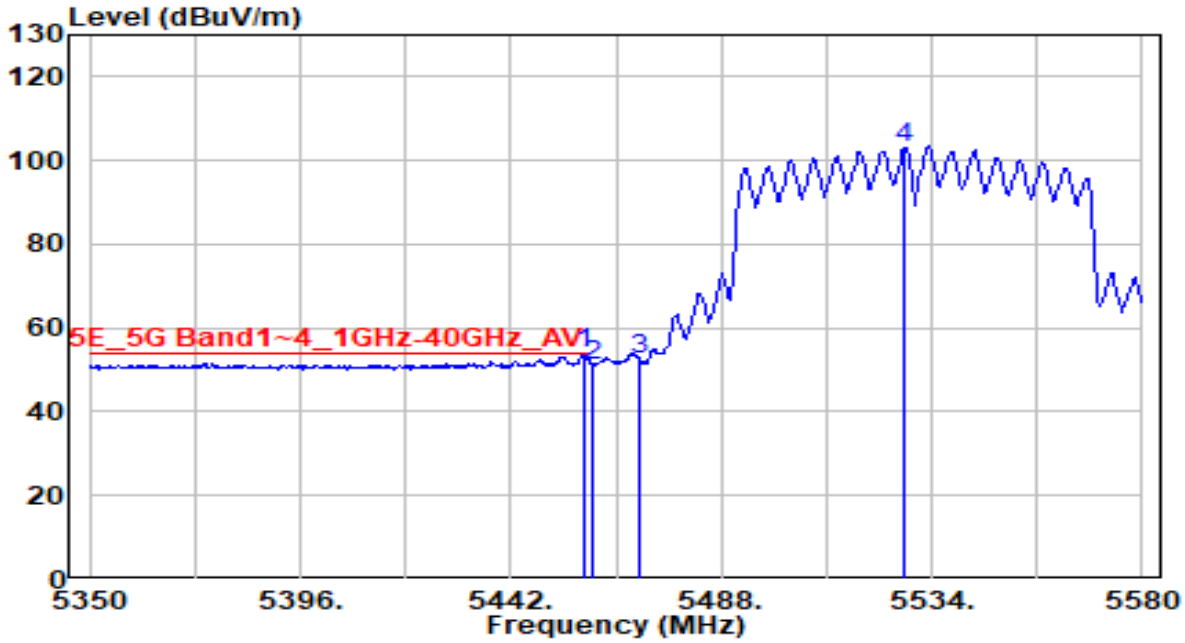

No		Frequency (MHz)	Reading (dBuV)	C.F (dB/m)	Measurement (dBuV/m)	Margin (dB)	Limit (dBuV/m)	Height (cm)	Angle (deg)	Remark (QP/PK/AV)
1	*	5458.100	53.06	0.75	53.81	-0.19	54.00	160	345	Average
2		5460.000	50.29	0.76	51.05	-2.95	54.00	160	345	Average
3		5470.000	51.58	0.80	52.39	N/A	N/A	160	345	Average
4		5528.250	102.15	1.06	103.21	N/A	N/A	160	345	Average

Note:

1. " *", means this data is the worst emission level.
2. C.F (Correction Factor) = Antenna Factor (dB)+ Cable Loss (dB) – Preamplifier(dB) + 10dB Attenuation.
3. Measurement (dBuV/m) = Reading(dBuV) + C.F (Correction Factor).
4. The emission levels of other frequencies are very lower than the limit and not show in test report.

EUT	AX6000 8-Stream Wi-Fi 6 Router	Date of Test	2022-07-09
Factor	DRH18-E	Temp. / Humidity	25°C /65%
Polarity	Horizontal	Site / Test Engineer	AC2 / Ares
Test Mode	802.11ac-80MHz_TX_Band4_CH 155_ANT 0+1+2+3	Test Voltage	AC 120V/60Hz

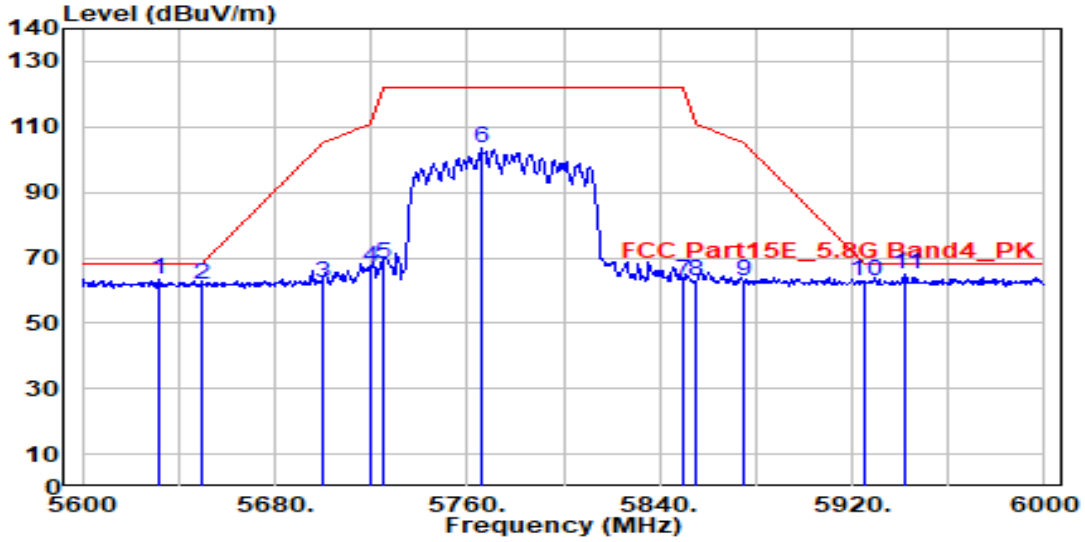

No		Frequency (MHz)	Reading (dBuV)	C.F (dB/m)	Measurement (dBuV/m)	Margin (dB)	Limit (dBuV/m)	Height (cm)	Angle (deg)	Remark (QP/PK/AV)
1		5632.000	61.82	1.51	63.33	-4.87	68.20	100	195	Peak
2		5650.000	60.28	1.59	61.87	-6.33	68.20	100	195	Peak
3		5700.000	60.53	1.79	62.32	-42.88	105.20	100	195	Peak
4		5720.000	65.33	1.87	67.20	-43.60	110.80	100	195	Peak
5		5725.000	66.00	1.89	67.89	-54.31	122.20	100	195	Peak
6		5766.000	101.48	2.05	103.53	N/A	N/A	100	195	Peak
7		5850.000	60.53	2.27	62.80	-59.40	122.20	100	195	Peak
8		5855.000	60.49	2.28	62.76	-48.04	110.80	100	195	Peak
9		5875.000	60.68	2.31	62.99	-42.21	105.20	100	195	Peak
10		5925.000	60.30	2.38	62.69	-5.51	68.20	100	195	Peak
11	*	5942.400	62.36	2.41	64.77	-3.43	68.20	100	195	Peak

Note:

1. " *", means this data is the worst emission level.
2. C.F (Correction Factor) = Antenna Factor (dB)+ Cable Loss (dB) – Preamplifier(dB) + 10dB Attenuation.
3. Measurement (dBuV/m) = Reading(dBuV) + C.F (Correction Factor).
4. The emission levels of other frequencies are very lower than the limit and not show in test report.

EUT	AX6000 8-Stream Wi-Fi 6 Router	Date of Test	2022-07-09
Factor	DRH18-E	Temp. / Humidity	25°C /65%
Polarity	Vertical	Site / Test Engineer	AC2 / Ares
Test Mode	802.11ac-80MHz_TX_Band4_CH 155_ANT 0+1+2+3	Test Voltage	AC 120V/60Hz

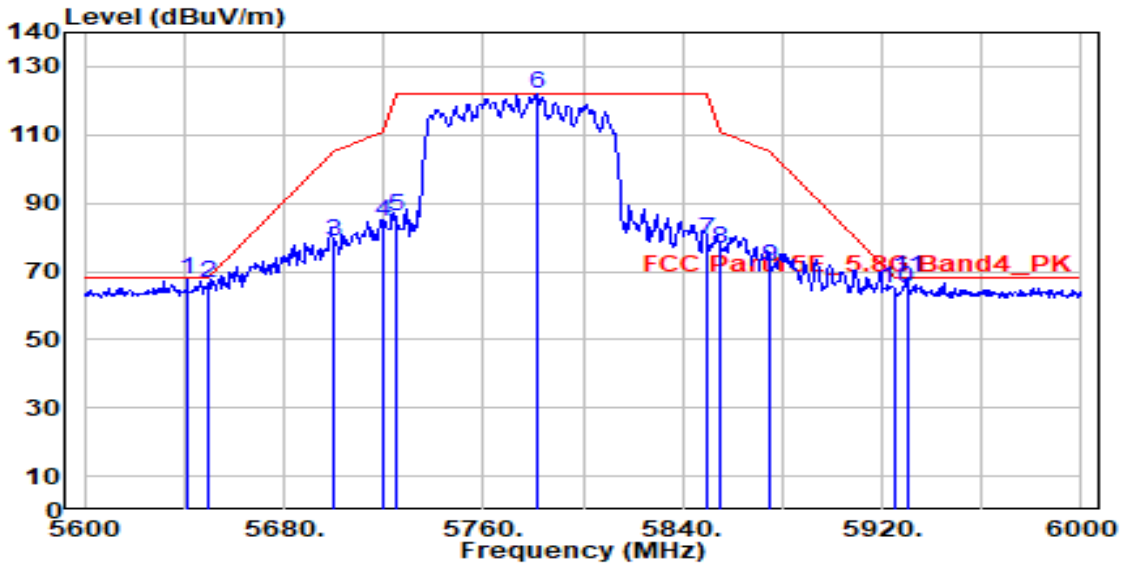

No		Frequency (MHz)	Reading (dBuV)	C.F (dB/m)	Measurement (dBuV/m)	Margin (dB)	Limit (dBuV/m)	Height (cm)	Angle (deg)	Remark (QP/PK/AV)
1		5641.200	66.09	1.55	67.64	-0.56	68.20	170	75	Peak
2		5650.000	65.16	1.59	66.75	-1.45	68.20	170	75	Peak
3		5700.000	76.78	1.79	78.57	-26.63	105.20	170	75	Peak
4		5720.000	82.68	1.87	84.55	-26.25	110.80	170	75	Peak
5		5725.000	84.30	1.89	86.19	-36.01	122.20	170	75	Peak
6		5781.600	119.85	2.12	121.97	N/A	N/A	170	75	Peak
7		5850.000	77.05	2.27	79.32	-42.88	122.20	170	75	Peak
8		5855.000	74.26	2.28	76.54	-34.26	110.80	170	75	Peak
9		5875.000	69.21	2.31	71.52	-33.68	105.20	170	75	Peak
10		5925.000	62.84	2.38	65.23	-2.97	68.20	170	75	Peak
11	*	5930.000	65.64	2.39	68.03	-0.17	68.20	170	75	Peak

Note:

1. " *", means this data is the worst emission level.
2. C.F (Correction Factor) = Antenna Factor (dB)+ Cable Loss (dB) – Preamplifier(dB) + 10dB Attenuation.
3. Measurement (dBuV/m) = Reading(dBuV) + C.F (Correction Factor).
4. The emission levels of other frequencies are very lower than the limit and not show in test report.

EUT	AX6000 8-Stream Wi-Fi 6 Router	Date of Test	2022-07-26
Factor	DRH18-E	Temp. / Humidity	25°C /65%
Polarity	Horizontal	Site / Test Engineer	AC2 / Ares
Test Mode	802.11ac-160MHz_TX_Band1,2_CH 50_ANT 0+1+2+3	Test Voltage	AC 120V/60Hz

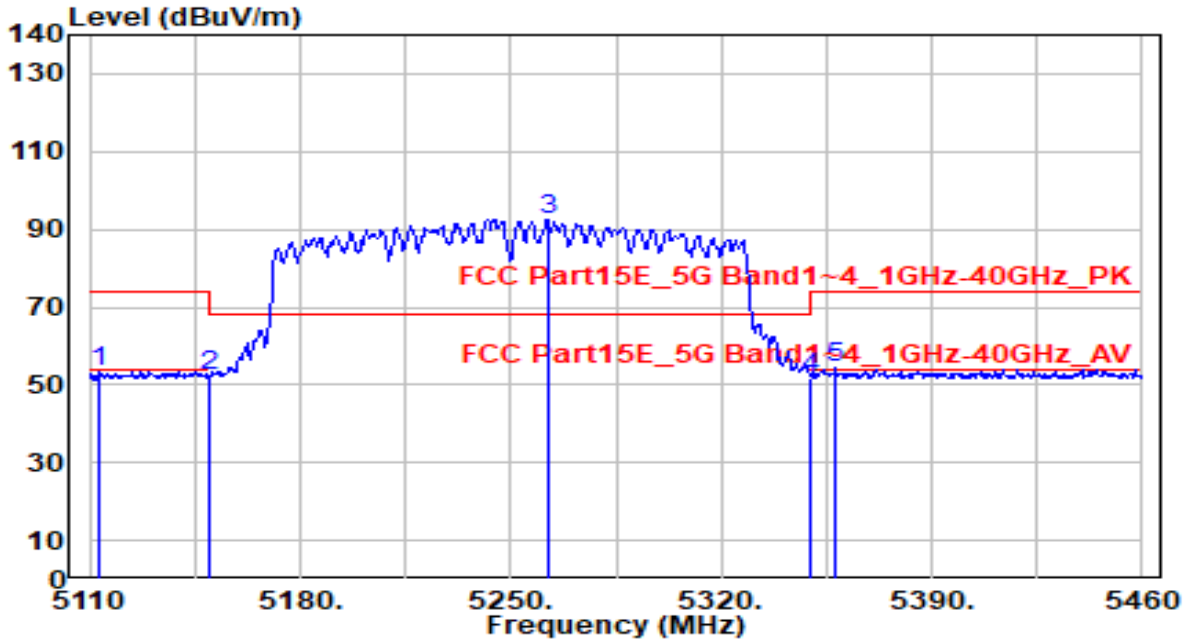

No		Frequency (MHz)	Reading (dBuV)	C.F (dB/m)	Measurement (dBuV/m)	Margin (dB)	Limit (dBuV/m)	Height (cm)	Angle (deg)	Remark (QP/PK/AV)
1		5113.500	52.73	0.75	53.48	-20.52	74.00	100	335	Peak
2		5150.000	51.69	0.80	52.48	-21.52	74.00	100	335	Peak
3		5262.250	91.75	0.75	92.50	N/A	N/A	100	335	Peak
4		5350.000	51.36	0.59	51.95	-22.05	74.00	100	335	Peak
5	*	5358.150	53.76	0.58	54.34	-19.66	74.00	100	335	Peak

Note:

1. " *", means this data is the worst emission level.
2. C.F (Correction Factor) = Antenna Factor (dB)+ Cable Loss (dB) – Preamplifier(dB) + 10dB Attenuation.
3. Measurement (dBuV/m) = Reading(dBuV) + C.F (Correction Factor).
4. The emission levels of other frequencies are very lower than the limit and not show in test report.

EUT	AX6000 8-Stream Wi-Fi 6 Router	Date of Test	2022-07-26
Factor	DRH18-E	Temp. / Humidity	25°C /65%
Polarity	Horizontal	Site / Test Engineer	AC2 / Ares
Test Mode	802.11ac-160MHz_TX_Band1,2_CH 50_ANT 0+1+2+3	Test Voltage	AC 120V/60Hz

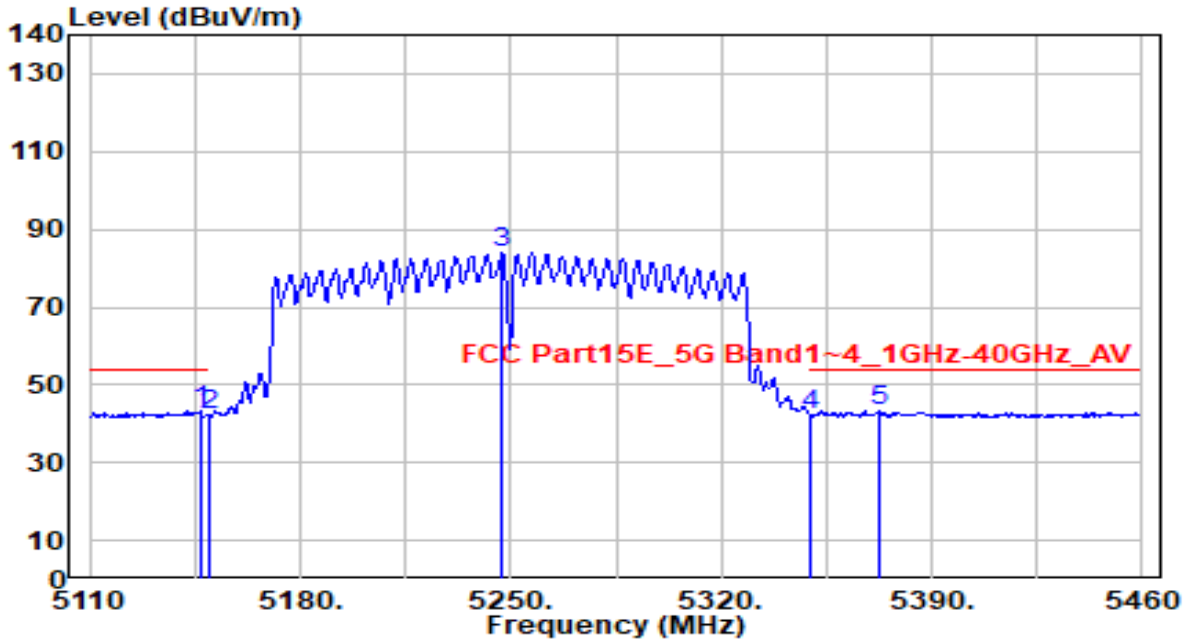

No		Frequency (MHz)	Reading (dBuV)	C.F (dB/m)	Measurement (dBuV/m)	Margin (dB)	Limit (dBuV/m)	Height (cm)	Angle (deg)	Remark (QP/PK/AV)
1		5147.100	42.29	0.79	43.09	-10.91	54.00	100	335	Average
2		5150.000	41.48	0.80	42.28	-11.72	54.00	100	335	Average
3		5246.850	83.36	0.78	84.14	N/A	N/A	100	335	Average
4		5350.000	41.53	0.59	42.13	-11.87	54.00	100	335	Average
5	*	5372.500	42.62	0.55	43.18	-10.82	54.00	100	335	Average

Note:

1. " *", means this data is the worst emission level.
2. C.F (Correction Factor) = Antenna Factor (dB)+ Cable Loss (dB) – Preamplifier(dB) + 10dB Attenuation.
3. Measurement (dBuV/m) = Reading(dBuV) + C.F (Correction Factor).
4. The emission levels of other frequencies are very lower than the limit and not show in test report.

EUT	AX6000 8-Stream Wi-Fi 6 Router	Date of Test	2022-07-26
Factor	DRH18-E	Temp. / Humidity	25°C /65%
Polarity	Vertical	Site / Test Engineer	AC2 / Ares
Test Mode	802.11ac-160MHz_TX_Band1,2_CH 50_ANT 0+1+2+3	Test Voltage	AC 120V/60Hz

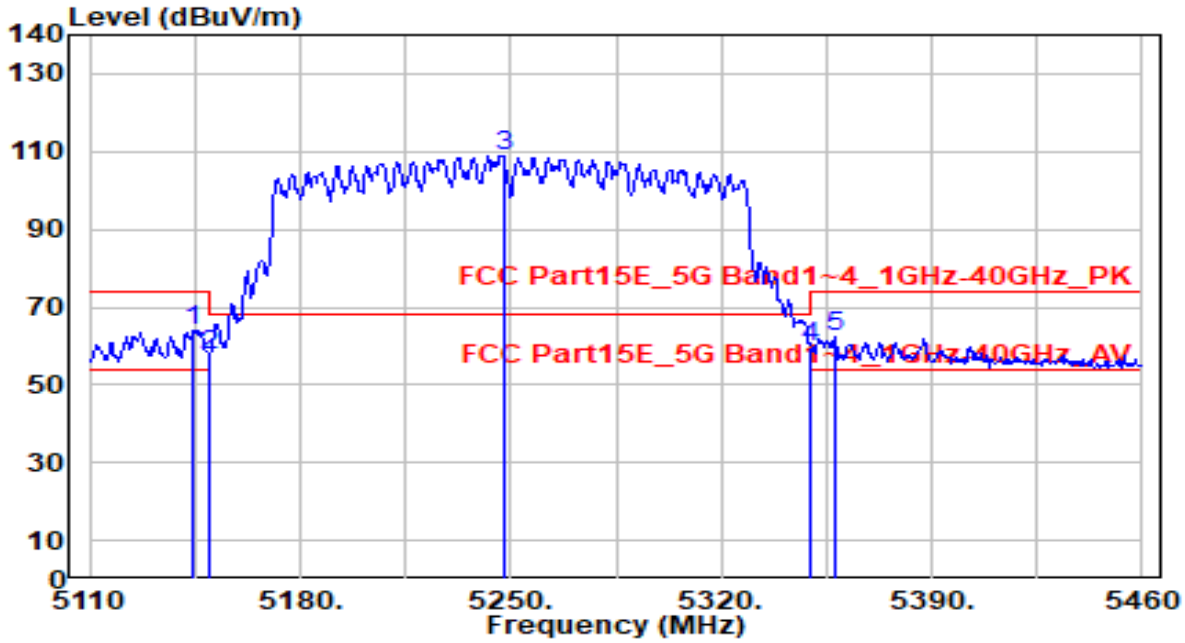

No		Frequency (MHz)	Reading (dBuV)	C.F (dB/m)	Measurement (dBuV/m)	Margin (dB)	Limit (dBuV/m)	Height (cm)	Angle (deg)	Remark (QP/PK/AV)
1	*	5144.650	63.33	0.79	64.12	-9.88	74.00	140	345	Peak
2		5150.000	56.90	0.80	57.70	-16.30	74.00	140	345	Peak
3		5247.550	108.23	0.77	109.01	N/A	N/A	140	345	Peak
4		5350.000	59.21	0.59	59.80	-14.20	74.00	140	345	Peak
5		5357.800	61.69	0.58	62.27	-11.73	74.00	140	345	Peak

Note:

1. " *", means this data is the worst emission level.
2. C.F (Correction Factor) = Antenna Factor (dB)+ Cable Loss (dB) – Preamplifier(dB) + 10dB Attenuation.
3. Measurement (dBuV/m) = Reading(dBuV) + C.F (Correction Factor).
4. The emission levels of other frequencies are very lower than the limit and not show in test report.

EUT	AX6000 8-Stream Wi-Fi 6 Router	Date of Test	2022-07-26
Factor	DRH18-E	Temp. / Humidity	25°C /65%
Polarity	Vertical	Site / Test Engineer	AC2 / Ares
Test Mode	802.11ac-160MHz_TX_Band1,2_CH 50_ANT 0+1+2+3	Test Voltage	AC 120V/60Hz

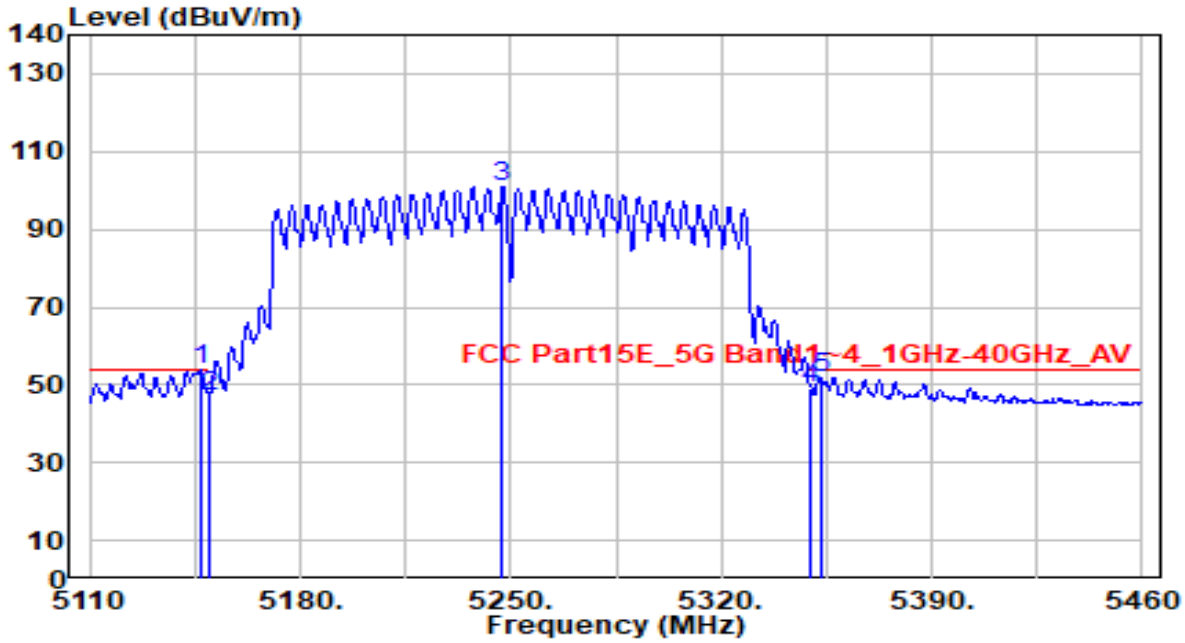

No		Frequency (MHz)	Reading (dBuV)	C.F (dB/m)	Measurement (dBuV/m)	Margin (dB)	Limit (dBuV/m)	Height (cm)	Angle (deg)	Remark (QP/PK/AV)
1	*	5146.750	53.03	0.79	53.82	-0.18	54.00	140	345	Average
2		5150.000	46.44	0.80	47.24	-6.76	54.00	140	345	Average
3		5247.200	100.32	0.77	101.10	N/A	N/A	140	345	Average
4		5350.000	48.49	0.59	49.08	-4.92	54.00	140	345	Average
5		5352.900	51.30	0.59	51.89	-2.11	54.00	140	345	Average

Note:

1. " *", means this data is the worst emission level.
2. C.F (Correction Factor) = Antenna Factor (dB)+ Cable Loss (dB) – Preamplifier(dB) + 10dB Attenuation.
3. Measurement (dBuV/m) = Reading(dBuV) + C.F (Correction Factor).
4. The emission levels of other frequencies are very lower than the limit and not show in test report.

EUT	AX6000 8-Stream Wi-Fi 6 Router	Date of Test	2022-07-26
Factor	DRH18-E	Temp. / Humidity	25°C /65%
Polarity	Horizontal	Site / Test Engineer	AC2 / Ares
Test Mode	802.11ac-160MHz_TX_Band3_CH 114_ANT 0+1+2+3	Test Voltage	AC 120V/60Hz

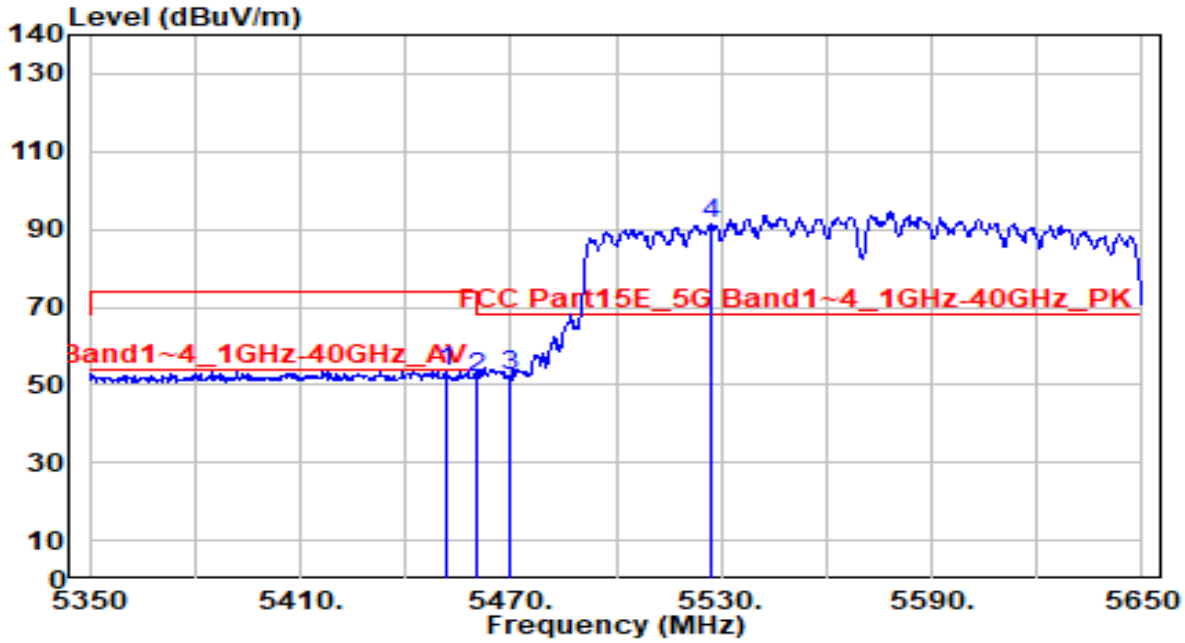

No		Frequency (MHz)	Reading (dBuV)	C.F (dB/m)	Measurement (dBuV/m)	Margin (dB)	Limit (dBuV/m)	Height (cm)	Angle (deg)	Remark (QP/PK/AV)
1		5451.400	52.72	0.72	53.45	-20.55	74.00	100	335	Peak
2		5460.000	51.19	0.76	51.95	-22.05	74.00	100	335	Peak
3	*	5470.000	51.28	0.80	52.08	-16.12	68.20	100	335	Peak
4		5527.300	90.30	1.05	91.36	N/A	N/A	100	335	Peak

Note:

1. " *", means this data is the worst emission level.
2. C.F (Correction Factor) = Antenna Factor (dB)+ Cable Loss (dB) – Preamplifier(dB) + 10dB Attenuation.
3. Measurement (dBuV/m) = Reading(dBuV) + C.F (Correction Factor).
4. The emission levels of other frequencies are very lower than the limit and not show in test report.

EUT	AX6000 8-Stream Wi-Fi 6 Router	Date of Test	2022-07-26
Factor	DRH18-E	Temp. / Humidity	25°C /65%
Polarity	Horizontal	Site / Test Engineer	AC2 / Ares
Test Mode	802.11ac-160MHz_TX_Band3_CH 114_ANT 0+1+2+3	Test Voltage	AC 120V/60Hz

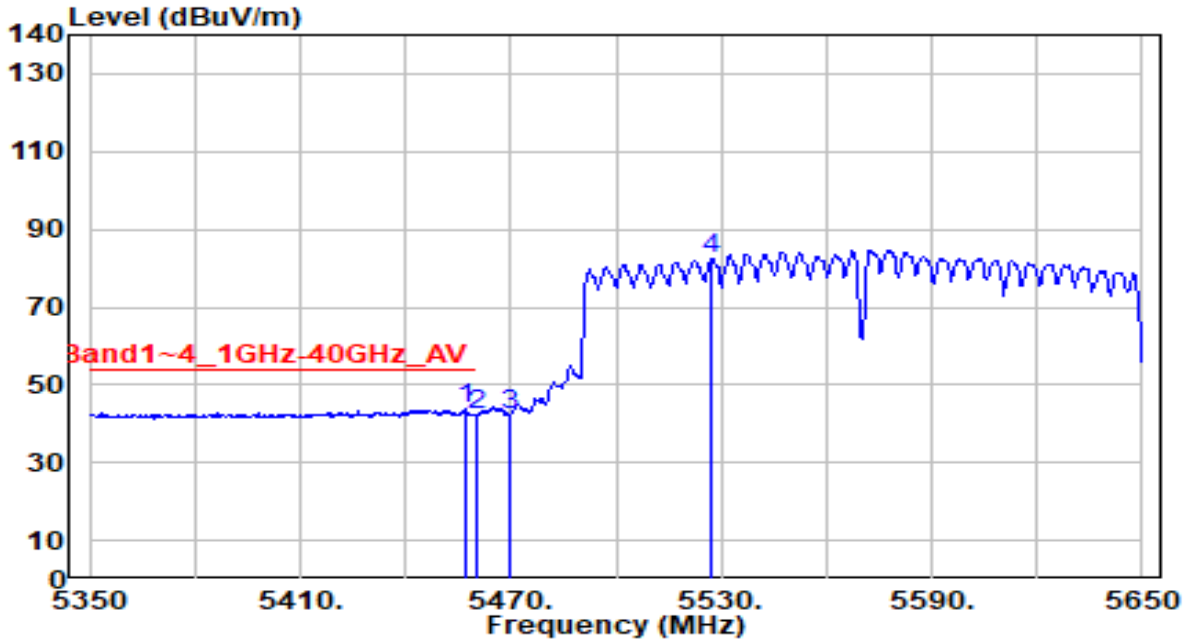

No		Frequency (MHz)	Reading (dBuV)	C.F (dB/m)	Measurement (dBuV/m)	Margin (dB)	Limit (dBuV/m)	Height (cm)	Angle (deg)	Remark (QP/PK/AV)
1	*	5457.100	43.00	0.75	43.74	-10.26	54.00	100	335	Average
2		5460.000	41.55	0.76	42.31	-11.69	54.00	100	335	Average
3		5470.000	41.42	0.80	42.22	N/A	N/A	100	335	Average
4		5527.300	81.25	1.05	82.30	N/A	N/A	100	335	Average

Note:

1. " *", means this data is the worst emission level.
2. C.F (Correction Factor) = Antenna Factor (dB)+ Cable Loss (dB) – Preamplifier(dB) + 10dB Attenuation.
3. Measurement (dBuV/m) = Reading(dBuV) + C.F (Correction Factor).
4. The emission levels of other frequencies are very lower than the limit and not show in test report.

EUT	AX6000 8-Stream Wi-Fi 6 Router	Date of Test	2022-07-26
Factor	DRH18-E	Temp. / Humidity	25°C /65%
Polarity	Vertical	Site / Test Engineer	AC2 / Ares
Test Mode	802.11ac-160MHz_TX_Band3_CH 114_ANT 0+1+2+3	Test Voltage	AC 120V/60Hz

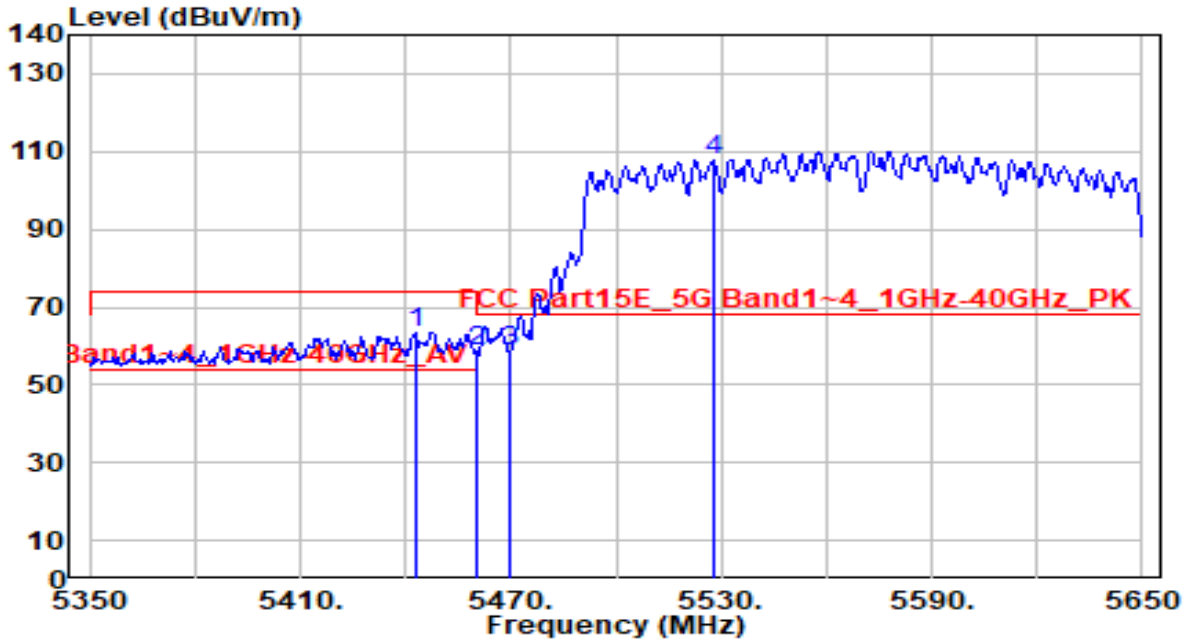

No		Frequency (MHz)	Reading (dBuV)	C.F (dB/m)	Measurement (dBuV/m)	Margin (dB)	Limit (dBuV/m)	Height (cm)	Angle (deg)	Remark (QP/PK/AV)
1		5442.700	62.95	0.69	63.63	-10.37	74.00	150	345	Peak
2		5460.000	57.63	0.76	58.39	-15.61	74.00	150	345	Peak
3	*	5470.000	58.00	0.80	58.80	-9.40	68.20	150	345	Peak
4		5527.600	106.81	1.06	107.87	N/A	N/A	150	345	Peak

Note:

1. " *", means this data is the worst emission level.
2. C.F (Correction Factor) = Antenna Factor (dB)+ Cable Loss (dB) – Preamplifier(dB) + 10dB Attenuation.
3. Measurement (dBuV/m) = Reading(dBuV) + C.F (Correction Factor).
4. The emission levels of other frequencies are very lower than the limit and not show in test report.

EUT	AX6000 8-Stream Wi-Fi 6 Router	Date of Test	2022-07-26
Factor	DRH18-E	Temp. / Humidity	25°C /65%
Polarity	Vertical	Site / Test Engineer	AC2 / Ares
Test Mode	802.11ac-160MHz_TX_Band3_CH 114_ANT 0+1+2+3	Test Voltage	AC 120V/60Hz

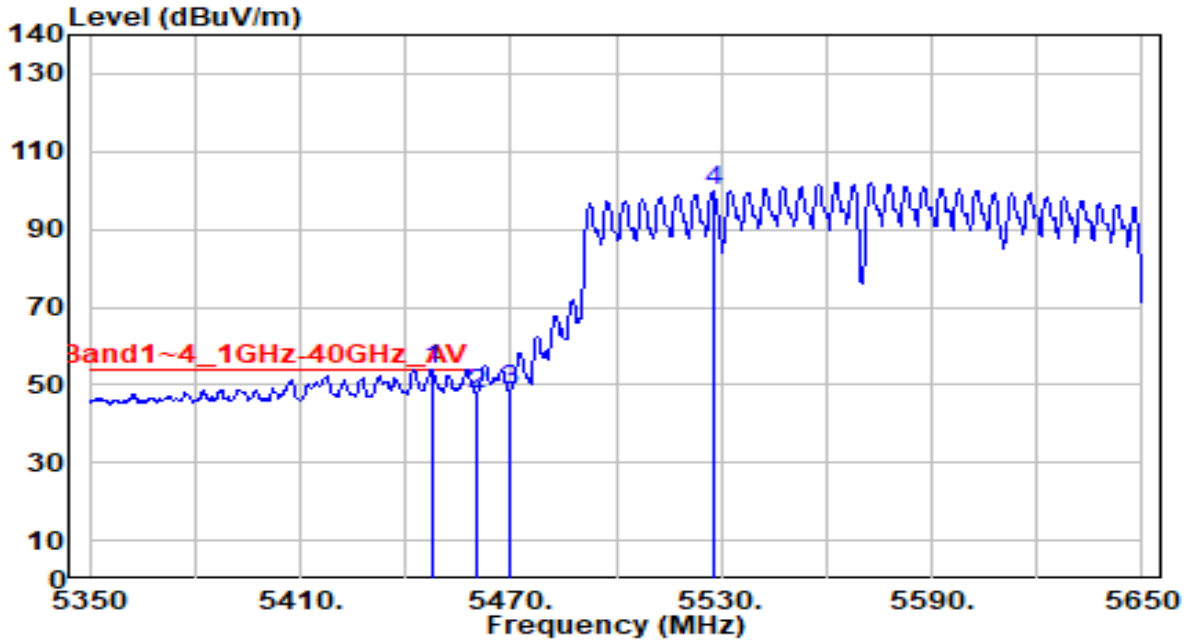

No		Frequency (MHz)	Reading (dBuV)	C.F (dB/m)	Measurement (dBuV/m)	Margin (dB)	Limit (dBuV/m)	Height (cm)	Angle (deg)	Remark (QP/PK/AV)
1	*	5447.500	53.26	0.71	53.97	-0.03	54.00	150	345	Average
2		5460.000	46.73	0.76	47.49	-6.51	54.00	150	345	Average
3		5470.000	47.91	0.80	48.71	N/A	N/A	150	345	Average
4		5527.900	99.00	1.06	100.05	N/A	N/A	150	345	Average

Note:

1. " *", means this data is the worst emission level.
2. C.F (Correction Factor) = Antenna Factor (dB)+ Cable Loss (dB) – Preamplifier(dB) + 10dB Attenuation.
3. Measurement (dBuV/m) = Reading(dBuV) + C.F (Correction Factor).
4. The emission levels of other frequencies are very lower than the limit and not show in test report.

EUT	AX6000 8-Stream Wi-Fi 6 Router	Date of Test	2022-07-09
Factor	DRH18-E	Temp. / Humidity	25°C /65%
Polarity	Horizontal	Site / Test Engineer	AC2 / Ares
Test Mode	802.11ax-20MHz_TX_Band1_CH 36_ANT 0+1+2+3	Test Voltage	AC 120V/60Hz

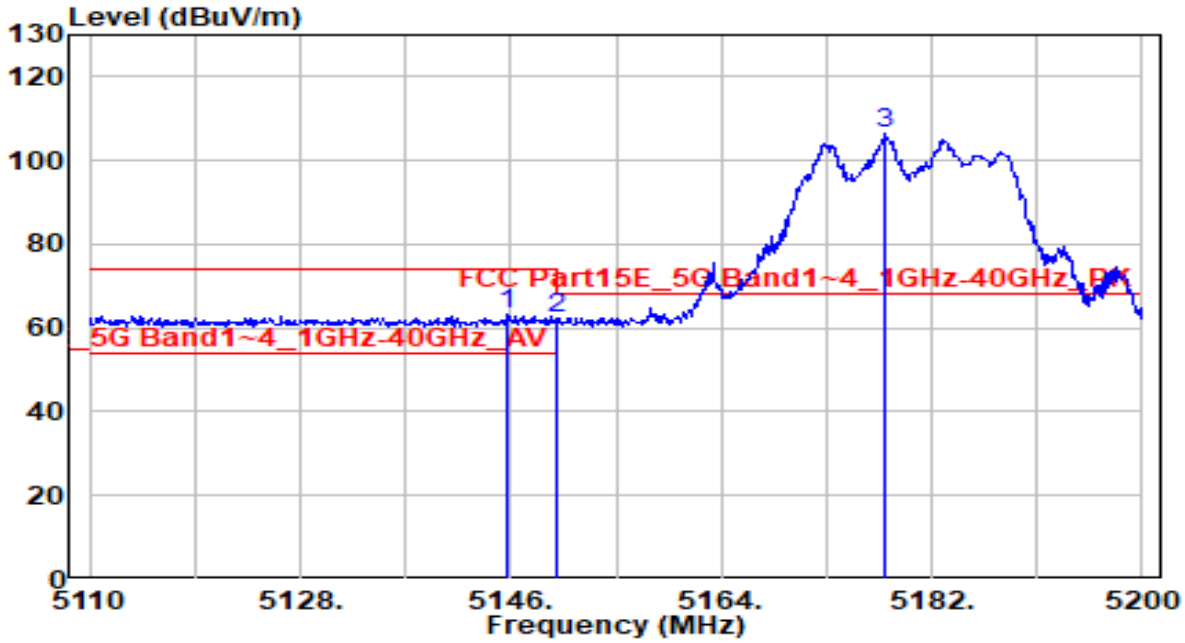

No		Frequency (MHz)	Reading (dBuV)	C.F (dB/m)	Measurement (dBuV/m)	Margin (dB)	Limit (dBuV/m)	Height (cm)	Angle (deg)	Remark (QP/PK/AV)
1	*	5145.730	62.29	0.79	63.08	-10.92	74.00	110	65	Peak
2		5150.000	61.31	0.80	62.10	-11.90	74.00	110	65	Peak
3		5178.040	105.73	0.83	106.56	N/A	N/A	110	65	Peak

Note:

1. " *", means this data is the worst emission level.
2. C.F (Correction Factor) = Antenna Factor (dB)+ Cable Loss (dB) – Preamplifier(dB) + 10dB Attenuation.
3. Measurement (dBuV/m) = Reading(dBuV) + C.F (Correction Factor).
4. The emission levels of other frequencies are very lower than the limit and not show in test report.

EUT	AX6000 8-Stream Wi-Fi 6 Router	Date of Test	2022-07-09
Factor	DRH18-E	Temp. / Humidity	25°C /65%
Polarity	Horizontal	Site / Test Engineer	AC2 / Ares
Test Mode	802.11ax-20MHz_TX_Band1_CH 36_ANT 0+1+2+3	Test Voltage	AC 120V/60Hz

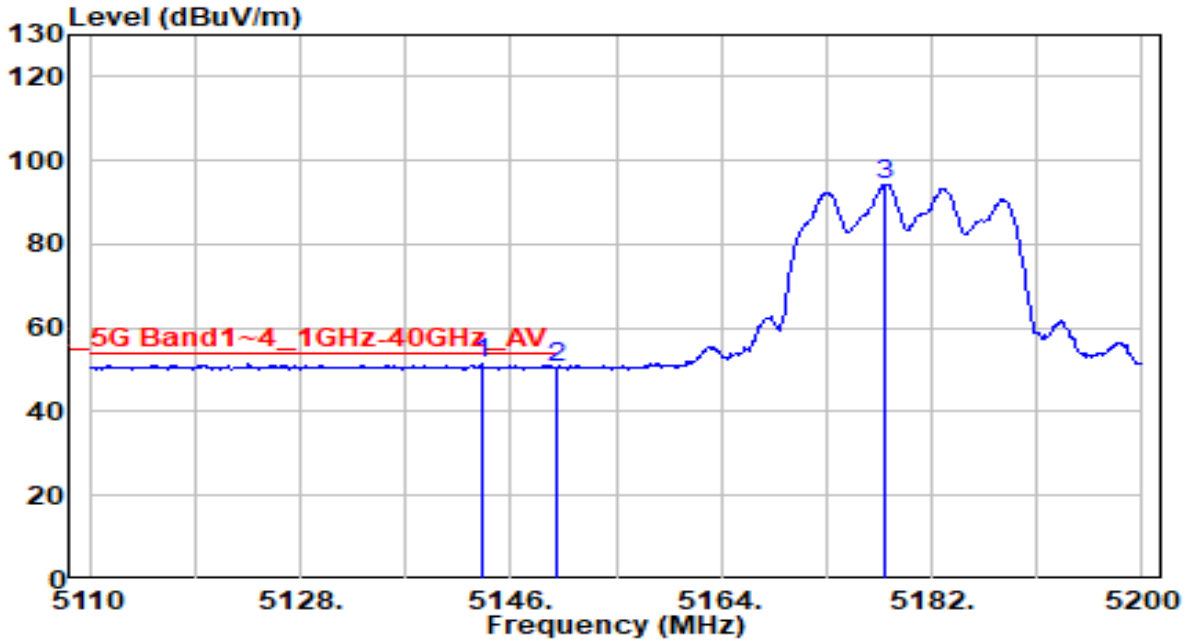

No		Frequency (MHz)	Reading (dBuV)	C.F (dB/m)	Measurement (dBuV/m)	Margin (dB)	Limit (dBuV/m)	Height (cm)	Angle (deg)	Remark (QP/PK/AV)
1	*	5143.570	50.77	0.79	51.56	-2.44	54.00	110	65	Average
2		5150.000	49.85	0.80	50.65	-3.35	54.00	110	65	Average
3		5177.950	93.35	0.83	94.18	N/A	N/A	110	65	Average

Note:

1. " *", means this data is the worst emission level.
2. C.F (Correction Factor) = Antenna Factor (dB)+ Cable Loss (dB) – Preamplifier(dB) + 10dB Attenuation.
3. Measurement (dBuV/m) = Reading(dBuV) + C.F (Correction Factor).
4. The emission levels of other frequencies are very lower than the limit and not show in test report.

EUT	AX6000 8-Stream Wi-Fi 6 Router	Date of Test	2022-07-09
Factor	DRH18-E	Temp. / Humidity	25°C /65%
Polarity	Vertical	Site / Test Engineer	AC2 / Ares
Test Mode	802.11ax-20MHz_TX_Band1_CH 36_ANT 0+1+2+3	Test Voltage	AC 120V/60Hz

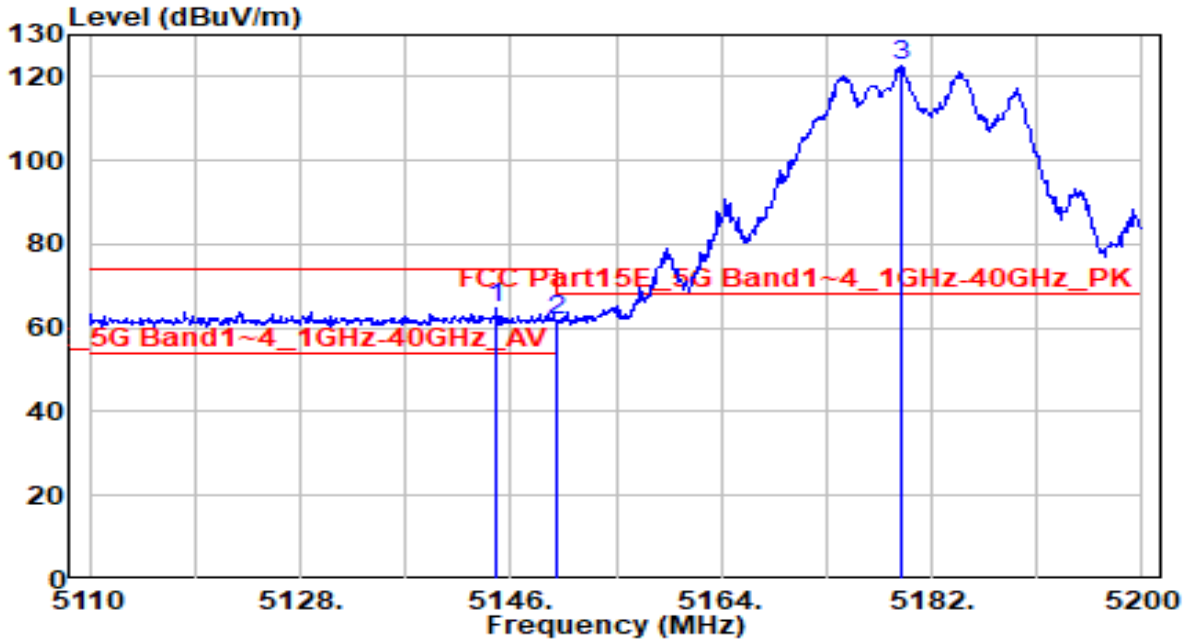

No		Frequency (MHz)	Reading (dBuV)	C.F (dB/m)	Measurement (dBuV/m)	Margin (dB)	Limit (dBuV/m)	Height (cm)	Angle (deg)	Remark (QP/PK/AV)
1	*	5144.740	63.91	0.79	64.70	-9.30	74.00	120	140	Peak
2		5150.000	60.77	0.80	61.57	-12.43	74.00	120	140	Peak
3		5179.480	121.77	0.83	122.60	N/A	N/A	120	140	Peak

Note:

1. " *", means this data is the worst emission level.
2. C.F (Correction Factor) = Antenna Factor (dB)+ Cable Loss (dB) – Preamplifier(dB) + 10dB Attenuation.
3. Measurement (dBuV/m) = Reading(dBuV) + C.F (Correction Factor).
4. The emission levels of other frequencies are very lower than the limit and not show in test report.

EUT	AX6000 8-Stream Wi-Fi 6 Router	Date of Test	2022-07-09
Factor	DRH18-E	Temp. / Humidity	25°C /65%
Polarity	Vertical	Site / Test Engineer	AC2 / Ares
Test Mode	802.11ax-20MHz_TX_Band1_CH 36_ANT 0+1+2+3	Test Voltage	AC 120V/60Hz

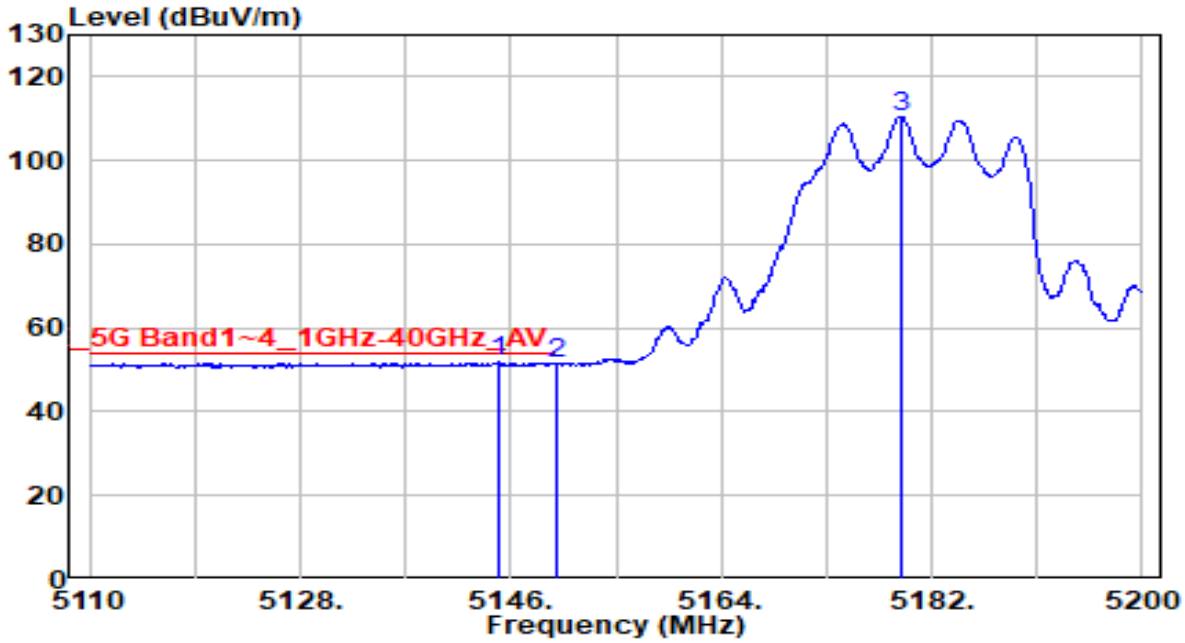

No		Frequency (MHz)	Reading (dBuV)	C.F (dB/m)	Measurement (dBuV/m)	Margin (dB)	Limit (dBuV/m)	Height (cm)	Angle (deg)	Remark (QP/PK/AV)
1	*	5145.010	50.97	0.79	51.76	-2.24	54.00	120	140	Average
2		5150.000	50.94	0.80	51.73	-2.27	54.00	120	140	Average
3		5179.390	109.60	0.83	110.43	N/A	N/A	120	140	Average

Note:

1. " *", means this data is the worst emission level.
2. C.F (Correction Factor) = Antenna Factor (dB)+ Cable Loss (dB) – Preamplifier(dB) + 10dB Attenuation.
3. Measurement (dBuV/m) = Reading(dBuV) + C.F (Correction Factor).
4. The emission levels of other frequencies are very lower than the limit and not show in test report.

EUT	AX6000 8-Stream Wi-Fi 6 Router	Date of Test	2022-07-09
Factor	DRH18-E	Temp. / Humidity	25°C /65%
Polarity	Horizontal	Site / Test Engineer	AC2 / Ares
Test Mode	802.11ax-20MHz_TX_Band2_CH 64_ANT 0+1+2+3	Test Voltage	AC 120V/60Hz

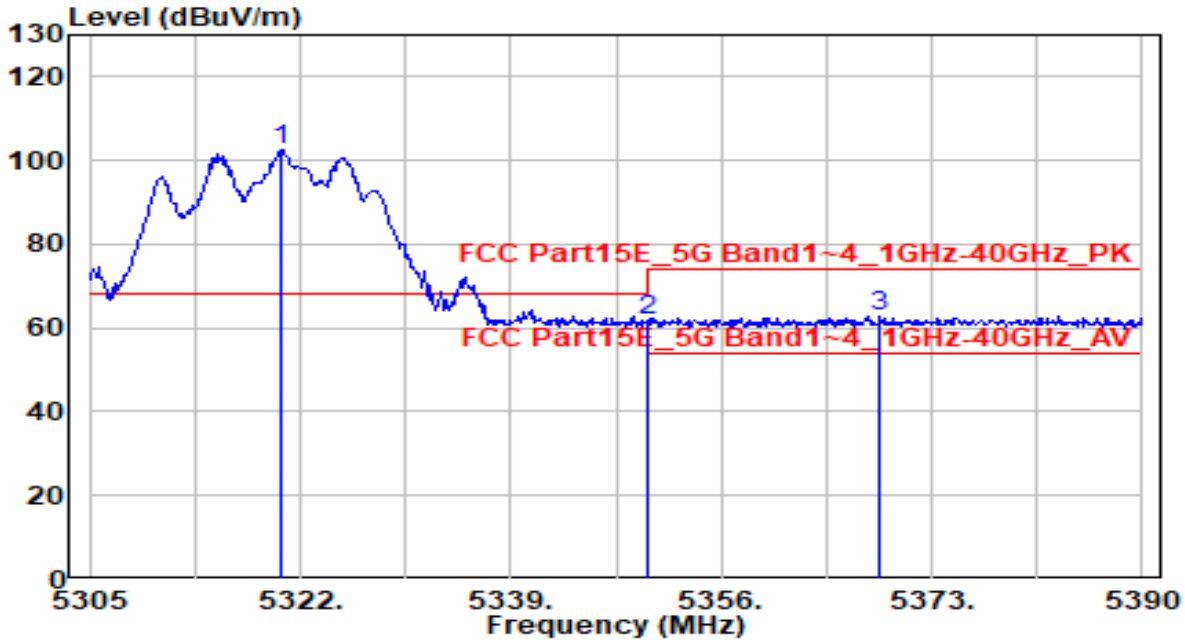

No		Frequency (MHz)	Reading (dBuV)	C.F (dB/m)	Measurement (dBuV/m)	Margin (dB)	Limit (dBuV/m)	Height (cm)	Angle (deg)	Remark (QP/PK/AV)
1		5320.385	102.07	0.65	102.72	N/A	N/A	110	170	Peak
2		5350.000	61.17	0.59	61.77	-12.23	74.00	110	170	Peak
3	*	5368.835	62.17	0.56	62.73	-11.27	74.00	110	170	Peak

Note:

1. " *", means this data is the worst emission level.
2. C.F (Correction Factor) = Antenna Factor (dB)+ Cable Loss (dB) – Preamplifier(dB) + 10dB Attenuation.
3. Measurement (dBuV/m) = Reading(dBuV) + C.F (Correction Factor).
4. The emission levels of other frequencies are very lower than the limit and not show in test report.

EUT	AX6000 8-Stream Wi-Fi 6 Router	Date of Test	2022-07-09
Factor	DRH18-E	Temp. / Humidity	25°C /65%
Polarity	Horizontal	Site / Test Engineer	AC2 / Ares
Test Mode	802.11ax-20MHz_TX_Band2_CH 64_ANT 0+1+2+3	Test Voltage	AC 120V/60Hz

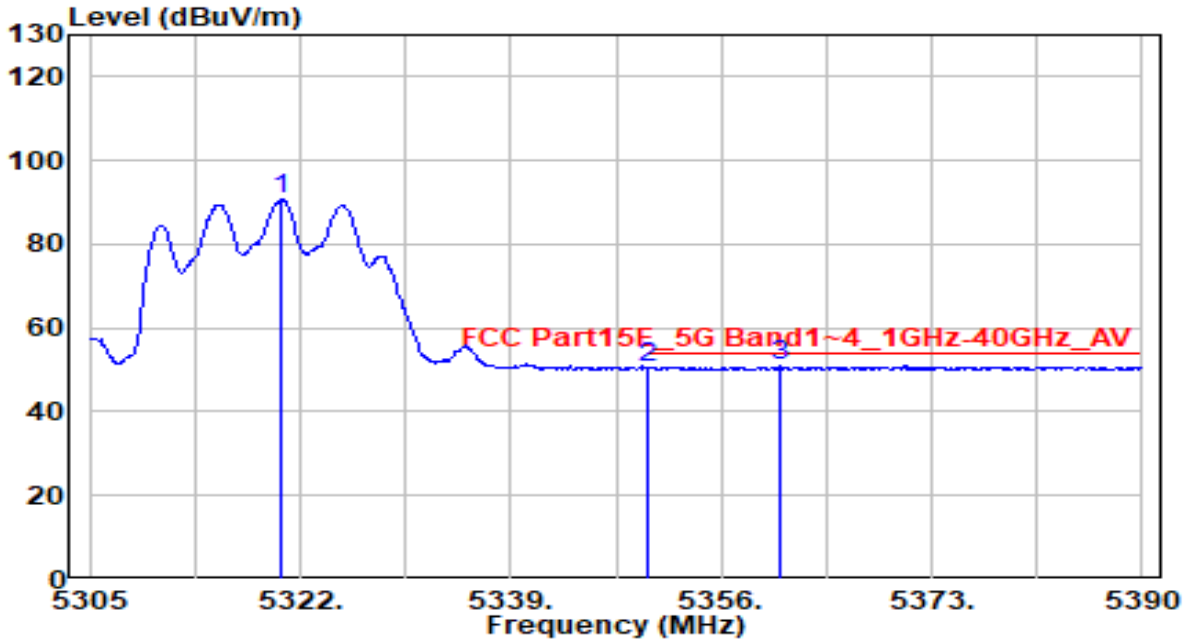

No		Frequency (MHz)	Reading (dBuV)	C.F (dB/m)	Measurement (dBuV/m)	Margin (dB)	Limit (dBuV/m)	Height (cm)	Angle (deg)	Remark (QP/PK/AV)
1		5320.385	90.28	0.65	90.93	N/A	N/A	110	170	Average
2		5350.000	49.92	0.59	50.52	-3.48	54.00	110	170	Average
3	*	5360.675	50.49	0.58	51.07	-2.93	54.00	110	170	Average

Note:

1. " *", means this data is the worst emission level.
2. C.F (Correction Factor) = Antenna Factor (dB)+ Cable Loss (dB) – Preamplifier(dB) + 10dB Attenuation.
3. Measurement (dBuV/m) = Reading(dBuV) + C.F (Correction Factor).
4. The emission levels of other frequencies are very lower than the limit and not show in test report.

EUT	AX6000 8-Stream Wi-Fi 6 Router	Date of Test	2022-07-09
Factor	DRH18-E	Temp. / Humidity	25°C /65%
Polarity	Vertical	Site / Test Engineer	AC2 / Ares
Test Mode	802.11ax-20MHz_TX_Band2_CH 64_ANT 0+1+2+3	Test Voltage	AC 120V/60Hz

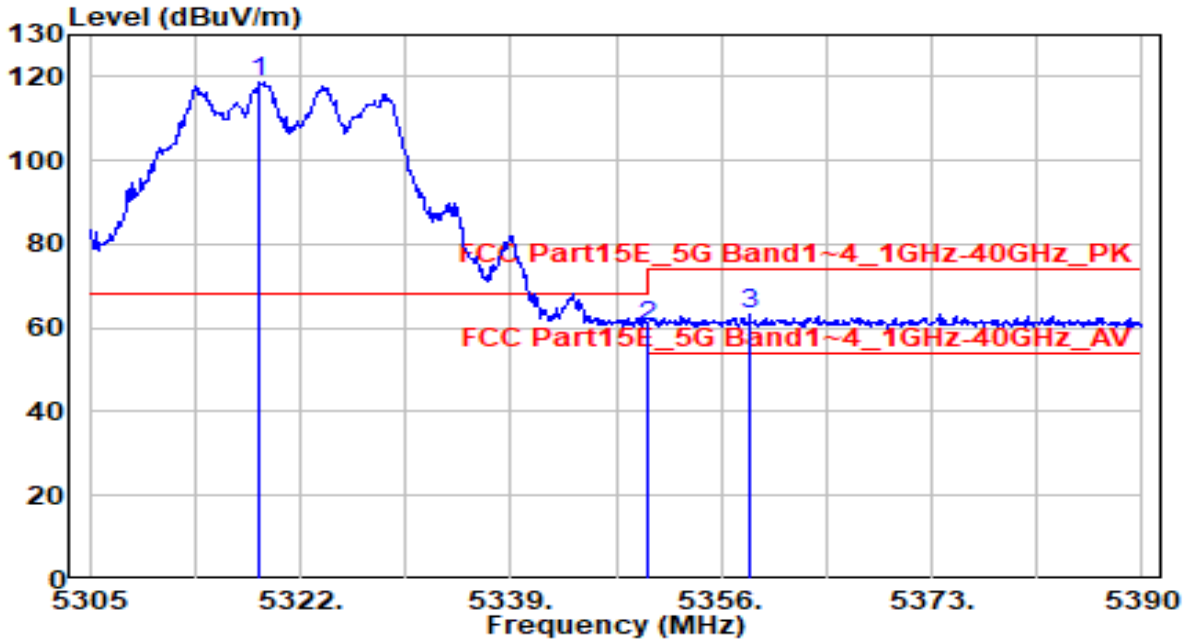

No		Frequency (MHz)	Reading (dBuV)	C.F (dB/m)	Measurement (dBuV/m)	Margin (dB)	Limit (dBuV/m)	Height (cm)	Angle (deg)	Remark (QP/PK/AV)
1		5318.770	118.05	0.65	118.70	N/A	N/A	125	0	Peak
2		5350.000	59.89	0.59	60.49	-13.51	74.00	125	0	Peak
3	*	5358.295	62.85	0.58	63.43	-10.57	74.00	125	0	Peak

Note:

1. " *", means this data is the worst emission level.
2. C.F (Correction Factor) = Antenna Factor (dB)+ Cable Loss (dB) – Preamplifier(dB) + 10dB Attenuation.
3. Measurement (dBuV/m) = Reading(dBuV) + C.F (Correction Factor).
4. The emission levels of other frequencies are very lower than the limit and not show in test report.

EUT	AX6000 8-Stream Wi-Fi 6 Router	Date of Test	2022-07-09
Factor	DRH18-E	Temp. / Humidity	25°C /65%
Polarity	Vertical	Site / Test Engineer	AC2 / Ares
Test Mode	802.11ax-20MHz_TX_Band2_CH 64_ANT 0+1+2+3	Test Voltage	AC 120V/60Hz

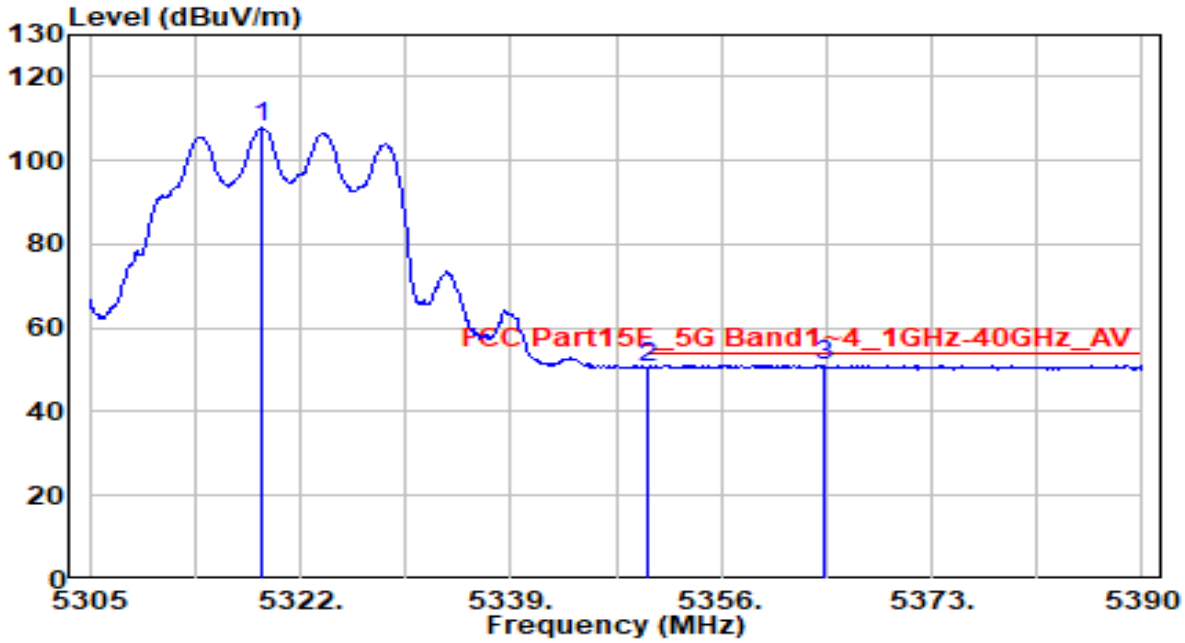

No		Frequency (MHz)	Reading (dBuV)	C.F (dB/m)	Measurement (dBuV/m)	Margin (dB)	Limit (dBuV/m)	Height (cm)	Angle (deg)	Remark (QP/PK/AV)
1		5318.940	107.10	0.65	107.75	N/A	N/A	125	0	Average
2		5350.000	50.08	0.59	50.68	-3.32	54.00	125	0	Average
3	*	5364.245	50.63	0.57	51.20	-2.80	54.00	125	0	Average

Note:

1. " *", means this data is the worst emission level.
2. C.F (Correction Factor) = Antenna Factor (dB)+ Cable Loss (dB) – Preamplifier(dB) + 10dB Attenuation.
3. Measurement (dBuV/m) = Reading(dBuV) + C.F (Correction Factor).
4. The emission levels of other frequencies are very lower than the limit and not show in test report.

EUT	AX6000 8-Stream Wi-Fi 6 Router	Date of Test	2022-07-20
Factor	DRH18-E	Temp. / Humidity	25°C /65%
Polarity	Horizontal	Site / Test Engineer	AC2 / Ares
Test Mode	802.11ax-20MHz_TX_Band3_CH 100_ANT 0+1+2+3	Test Voltage	AC 120V/60Hz

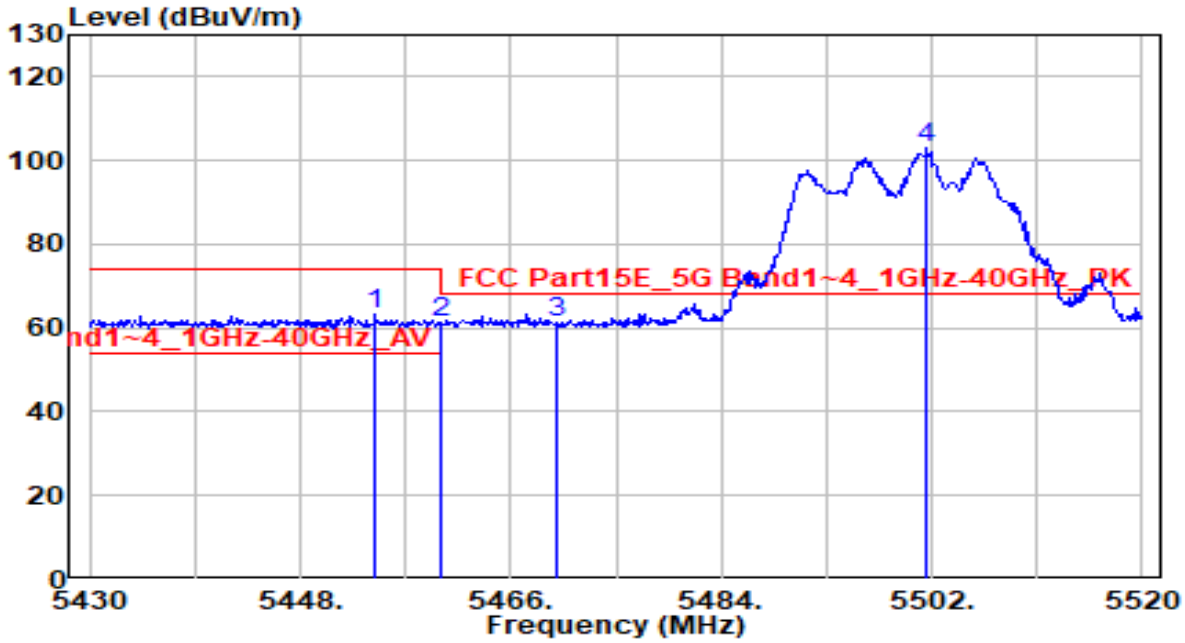

No		Frequency (MHz)	Reading (dBuV)	C.F (dB/m)	Measurement (dBuV/m)	Margin (dB)	Limit (dBuV/m)	Height (cm)	Angle (deg)	Remark (QP/PK/AV)
1		5454.480	62.32	0.74	63.06	-10.94	74.00	100	340	Peak
2		5460.000	60.59	0.76	61.35	-12.65	74.00	100	340	Peak
3	*	5470.000	60.30	0.80	61.10	-7.10	68.20	100	340	Peak
4		5501.640	101.87	0.94	102.81	N/A	N/A	100	340	Peak

Note:

1. " *", means this data is the worst emission level.
2. C.F (Correction Factor) = Antenna Factor (dB)+ Cable Loss (dB) – Preamplifier(dB) + 10dB Attenuation.
3. Measurement (dBuV/m) = Reading(dBuV) + C.F (Correction Factor).
4. The emission levels of other frequencies are very lower than the limit and not show in test report.

EUT	AX6000 8-Stream Wi-Fi 6 Router	Date of Test	2022-07-20
Factor	DRH18-E	Temp. / Humidity	25°C /65%
Polarity	Horizontal	Site / Test Engineer	AC2 / Ares
Test Mode	802.11ax-20MHz_TX_Band3_CH 100_ANT 0+1+2+3	Test Voltage	AC 120V/60Hz

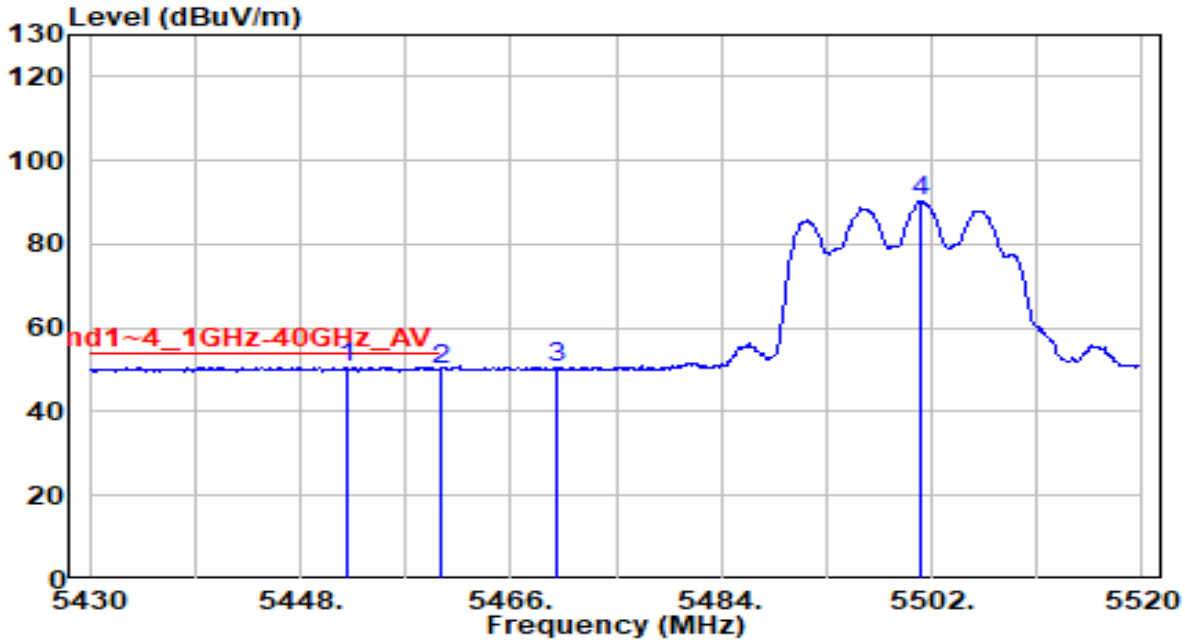

No		Frequency (MHz)	Reading (dBuV)	C.F (dB/m)	Measurement (dBuV/m)	Margin (dB)	Limit (dBuV/m)	Height (cm)	Angle (deg)	Remark (QP/PK/AV)
1	*	5451.960	49.99	0.73	50.72	-3.28	54.00	100	340	Average
2		5460.000	49.46	0.76	50.22	-3.78	54.00	100	340	Average
3		5470.000	49.57	0.80	50.38	N/A	N/A	100	340	Average
4		5501.100	89.28	0.93	90.22	N/A	N/A	100	340	Average

Note:

1. " *", means this data is the worst emission level.
2. C.F (Correction Factor) = Antenna Factor (dB)+ Cable Loss (dB) – Preamplifier(dB) + 10dB Attenuation.
3. Measurement (dBuV/m) = Reading(dBuV) + C.F (Correction Factor).
4. The emission levels of other frequencies are very lower than the limit and not show in test report.

EUT	AX6000 8-Stream Wi-Fi 6 Router	Date of Test	2022-07-20
Factor	DRH18-E	Temp. / Humidity	25°C /65%
Polarity	Vertical	Site / Test Engineer	AC2 / Ares
Test Mode	802.11ax-20MHz_TX_Band3_CH 100_ANT 0+1+2+3	Test Voltage	AC 120V/60Hz

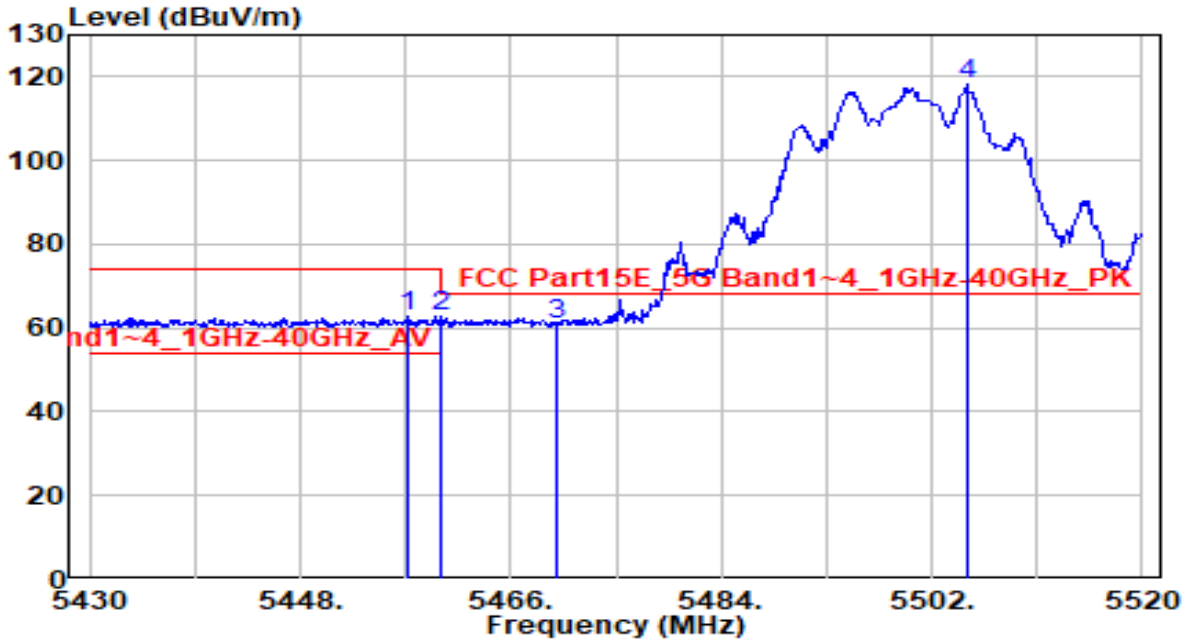

No		Frequency (MHz)	Reading (dBuV)	C.F (dB/m)	Measurement (dBuV/m)	Margin (dB)	Limit (dBuV/m)	Height (cm)	Angle (deg)	Remark (QP/PK/AV)
1		5457.270	62.10	0.75	62.85	-11.15	74.00	145	350	Peak
2		5460.000	61.94	0.76	62.70	-11.30	74.00	145	350	Peak
3	*	5470.000	60.15	0.80	60.95	-7.25	68.20	145	350	Peak
4		5504.970	117.32	0.95	118.27	N/A	N/A	145	350	Peak

Note:

1. " *", means this data is the worst emission level.
2. C.F (Correction Factor) = Antenna Factor (dB)+ Cable Loss (dB) – Preamplifier(dB) + 10dB Attenuation.
3. Measurement (dBuV/m) = Reading(dBuV) + C.F (Correction Factor).
4. The emission levels of other frequencies are very lower than the limit and not show in test report.

EUT	AX6000 8-Stream Wi-Fi 6 Router	Date of Test	2022-07-20
Factor	DRH18-E	Temp. / Humidity	25°C /65%
Polarity	Vertical	Site / Test Engineer	AC2 / Ares
Test Mode	802.11ax-20MHz_TX_Band3_CH 100_ANT 0+1+2+3	Test Voltage	AC 120V/60Hz

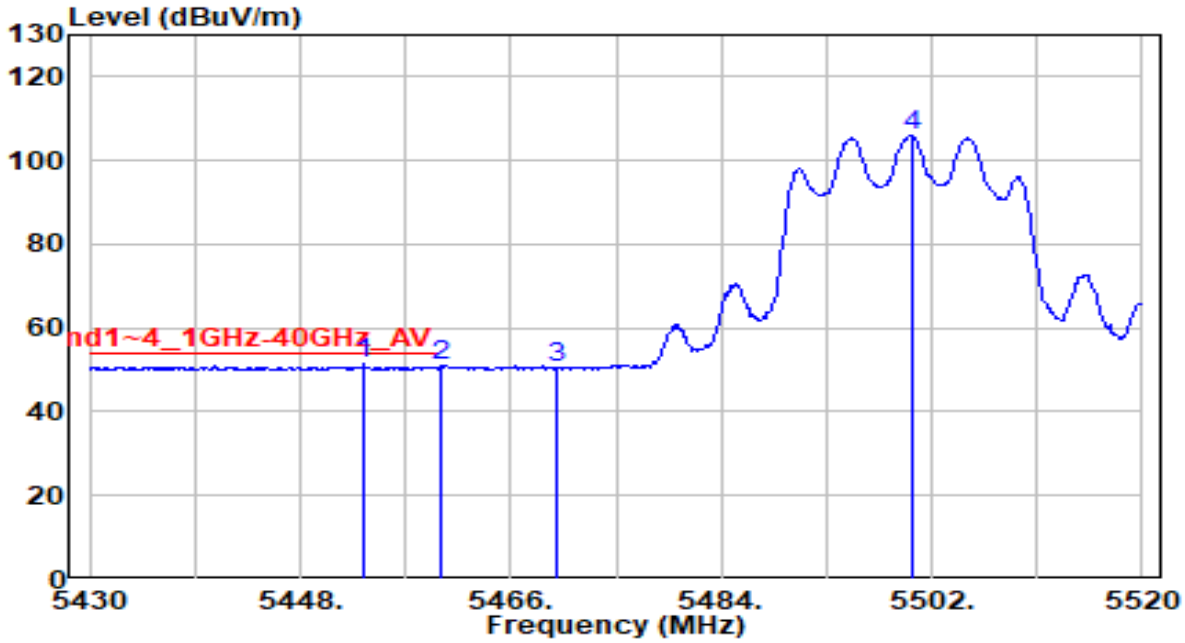

No		Frequency (MHz)	Reading (dBuV)	C.F (dB/m)	Measurement (dBuV/m)	Margin (dB)	Limit (dBuV/m)	Height (cm)	Angle (deg)	Remark (QP/PK/AV)
1	*	5453.400	50.64	0.73	51.37	-2.63	54.00	145	350	Average
2		5460.000	50.17	0.76	50.93	-3.07	54.00	145	350	Average
3		5470.000	49.48	0.80	50.29	N/A	N/A	145	350	Average
4		5500.290	105.13	0.93	106.06	N/A	N/A	145	350	Average

Note:

1. " *", means this data is the worst emission level.
2. C.F (Correction Factor) = Antenna Factor (dB)+ Cable Loss (dB) – Preamplifier(dB) + 10dB Attenuation.
3. Measurement (dBuV/m) = Reading(dBuV) + C.F (Correction Factor).
4. The emission levels of other frequencies are very lower than the limit and not show in test report.

EUT	AX6000 8-Stream Wi-Fi 6 Router	Date of Test	2022-07-20
Factor	DRH18-E	Temp. / Humidity	25°C /65%
Polarity	Horizontal	Site / Test Engineer	AC2 / Ares
Test Mode	802.11ax-20MHz_TX_Band3_CH 140_ANT 0+1+2+3	Test Voltage	AC 120V/60Hz

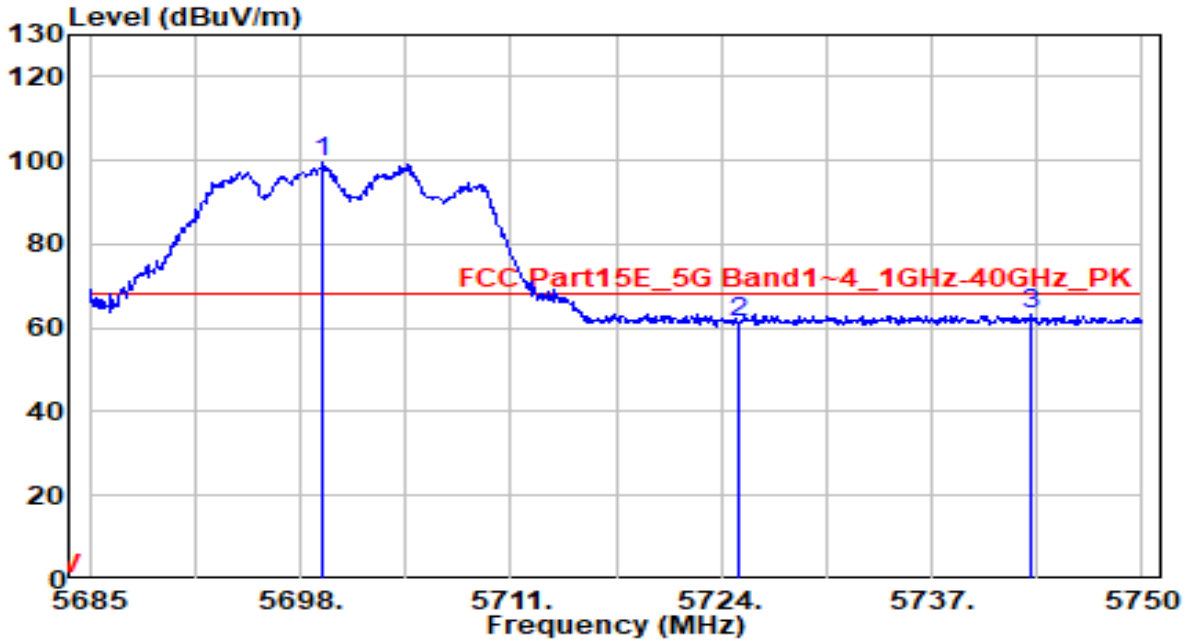

No		Frequency (MHz)	Reading (dBuV)	C.F (dB/m)	Measurement (dBuV/m)	Margin (dB)	Limit (dBuV/m)	Height (cm)	Angle (deg)	Remark (QP/PK/AV)
1		5699.430	97.59	1.79	99.37	N/A	N/A	100	340	Peak
2		5725.000	59.22	1.89	61.11	-7.09	68.20	100	340	Peak
3	*	5743.175	61.32	1.96	63.29	-4.91	68.20	100	340	Peak

Note:

1. " *", means this data is the worst emission level.
2. C.F (Correction Factor) = Antenna Factor (dB)+ Cable Loss (dB) – Preamplifier(dB) + 10dB Attenuation.
3. Measurement (dBuV/m) = Reading(dBuV) + C.F (Correction Factor).
4. The emission levels of other frequencies are very lower than the limit and not show in test report.

EUT	AX6000 8-Stream Wi-Fi 6 Router	Date of Test	2022-07-20
Factor	DRH18-E	Temp. / Humidity	25°C /65%
Polarity	Vertical	Site / Test Engineer	AC2 / Ares
Test Mode	802.11ax-20MHz_TX_Band3_CH 140_ANT 0+1+2+3	Test Voltage	AC 120V/60Hz

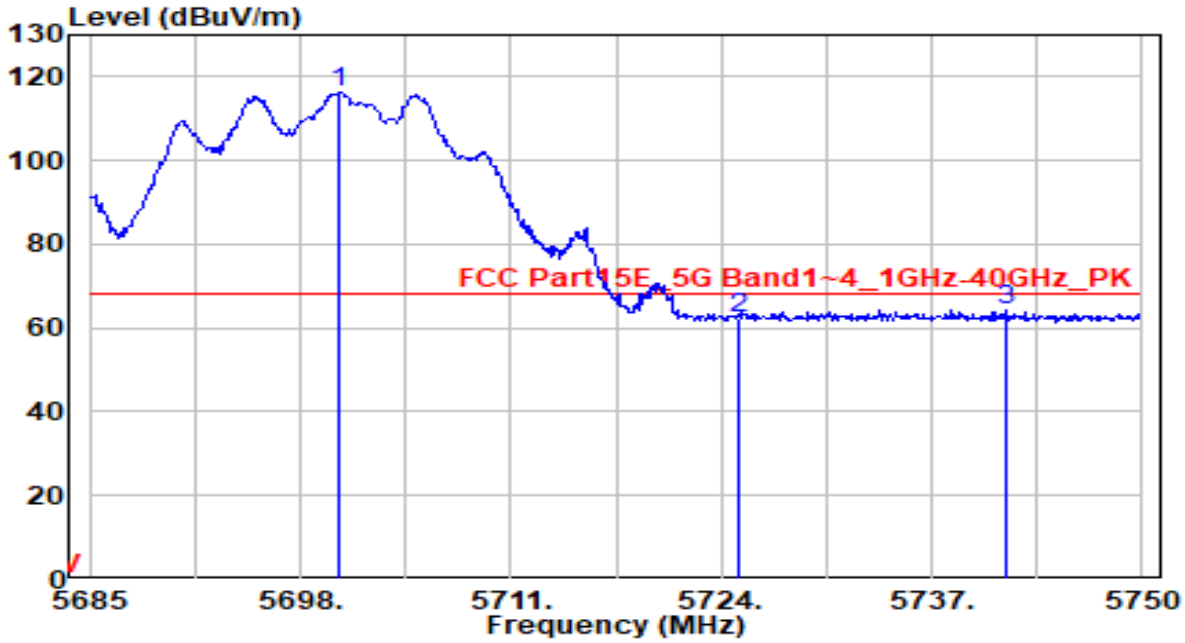

No		Frequency (MHz)	Reading (dBuV)	C.F (dB/m)	Measurement (dBuV/m)	Margin (dB)	Limit (dBuV/m)	Height (cm)	Angle (deg)	Remark (QP/PK/AV)
1		5700.470	114.47	1.79	116.26	N/A	N/A	165	350	Peak
2		5725.000	60.54	1.89	62.42	-5.78	68.20	165	350	Peak
3	*	5741.550	62.37	1.96	64.33	-3.87	68.20	165	350	Peak

Note:

1. " *", means this data is the worst emission level.
2. C.F (Correction Factor) = Antenna Factor (dB)+ Cable Loss (dB) – Preamplifier(dB) + 10dB Attenuation.
3. Measurement (dBuV/m) = Reading(dBuV) + C.F (Correction Factor).
4. The emission levels of other frequencies are very lower than the limit and not show in test report.

EUT	AX6000 8-Stream Wi-Fi 6 Router	Date of Test	2022-07-09
Factor	DRH18-E	Temp. / Humidity	25°C /65%
Polarity	Horizontal	Site / Test Engineer	AC2 / Ares
Test Mode	802.11ax-20MHz_TX_Band4_CH 149_ANT 0+1+2+3	Test Voltage	AC 120V/60Hz

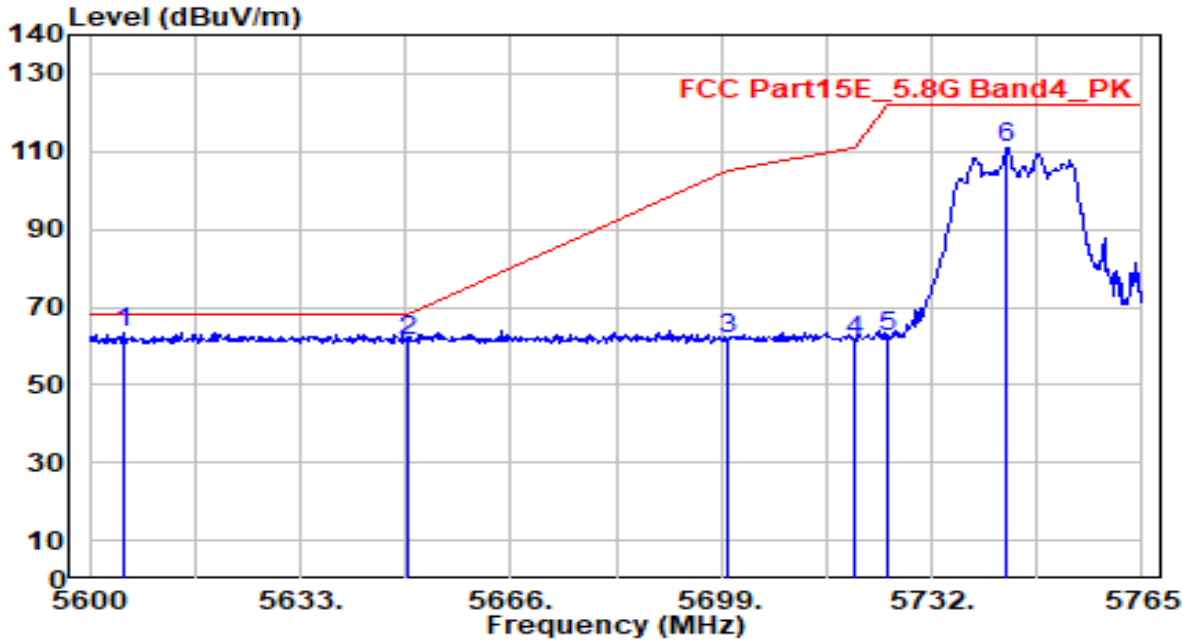

No		Frequency (MHz)	Reading (dBuV)	C.F (dB/m)	Measurement (dBuV/m)	Margin (dB)	Limit (dBuV/m)	Height (cm)	Angle (deg)	Remark (QP/PK/AV)
1	*	5605.280	62.14	1.41	63.55	-4.65	68.20	100	190	Peak
2		5650.000	59.91	1.59	61.50	-6.70	68.20	100	190	Peak
3		5700.000	59.91	1.79	61.70	-43.50	105.20	100	190	Peak
4		5720.000	59.47	1.87	61.33	-49.47	110.80	100	190	Peak
5		5725.000	60.64	1.89	62.53	-59.67	122.20	100	190	Peak
6		5743.715	109.09	1.96	111.05	N/A	N/A	100	190	Peak

Note:

1. " *", means this data is the worst emission level.
2. C.F (Correction Factor) = Antenna Factor (dB)+ Cable Loss (dB) – Preamplifier(dB) + 10dB Attenuation.
3. Measurement (dBuV/m) = Reading(dBuV) + C.F (Correction Factor).
4. The emission levels of other frequencies are very lower than the limit and not show in test report.

EUT	AX6000 8-Stream Wi-Fi 6 Router	Date of Test	2022-07-09
Factor	DRH18-E	Temp. / Humidity	25°C /65%
Polarity	Vertical	Site / Test Engineer	AC2 / Ares
Test Mode	802.11ax-20MHz_TX_Band4_CH 149_ANT 0+1+2+3	Test Voltage	AC 120V/60Hz

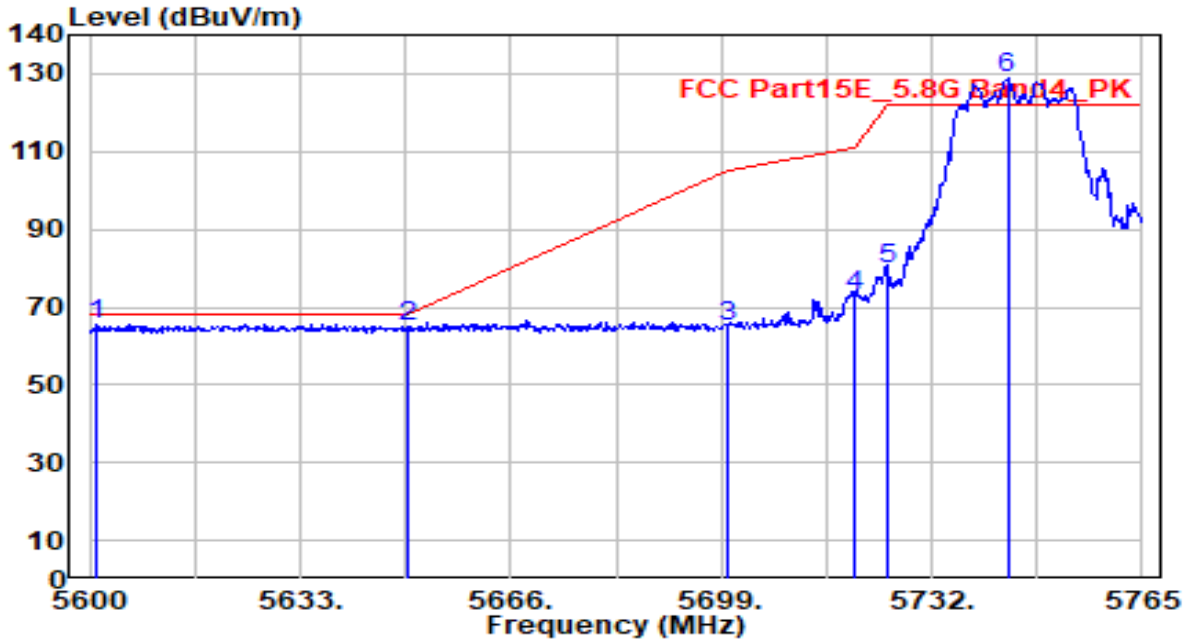

No		Frequency (MHz)	Reading (dBuV)	C.F (dB/m)	Measurement (dBuV/m)	Margin (dB)	Limit (dBuV/m)	Height (cm)	Angle (deg)	Remark (QP/PK/AV)
1	*	5601.155	64.17	1.39	65.56	-2.64	68.20	150	75	Peak
2		5650.000	63.31	1.59	64.90	-3.30	68.20	150	75	Peak
3		5700.000	62.95	1.79	64.74	-40.46	105.20	150	75	Peak
4		5720.000	71.13	1.87	73.00	-37.80	110.80	150	75	Peak
5		5725.000	77.93	1.89	79.82	-42.38	122.20	150	75	Peak
6		5743.880	126.69	1.97	128.65	N/A	N/A	150	75	Peak

Note:

1. " *", means this data is the worst emission level.
2. C.F (Correction Factor) = Antenna Factor (dB)+ Cable Loss (dB) – Preamplifier(dB) + 10dB Attenuation.
3. Measurement (dBuV/m) = Reading(dBuV) + C.F (Correction Factor).
4. The emission levels of other frequencies are very lower than the limit and not show in test report.

EUT	AX6000 8-Stream Wi-Fi 6 Router	Date of Test	2022-07-09
Factor	DRH18-E	Temp. / Humidity	25°C /65%
Polarity	Horizontal	Site / Test Engineer	AC2 / Ares
Test Mode	802.11ax-20MHz_TX_Band4_CH 165_ANT 0+1+2+3	Test Voltage	AC 120V/60Hz

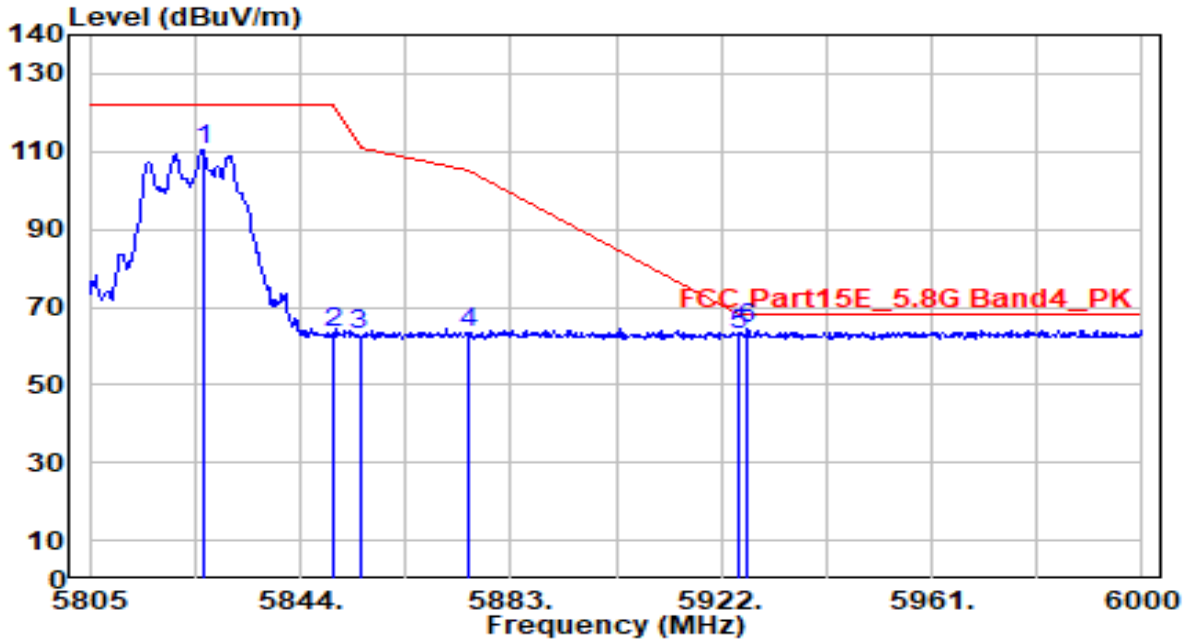

No		Frequency (MHz)	Reading (dBuV)	C.F (dB/m)	Measurement (dBuV/m)	Margin (dB)	Limit (dBuV/m)	Height (cm)	Angle (deg)	Remark (QP/PK/AV)
1		5826.060	108.45	2.23	110.68	N/A	N/A	100	195	Peak
2		5850.000	61.12	2.27	63.39	-58.81	122.20	100	195	Peak
3		5855.000	60.77	2.28	63.04	-47.76	110.80	100	195	Peak
4		5875.000	60.95	2.31	63.26	-41.94	105.20	100	195	Peak
5		5925.000	60.39	2.38	62.78	-5.42	68.20	100	195	Peak
6	*	5926.875	61.85	2.39	64.24	-3.96	68.20	100	195	Peak

Note:

1. " *", means this data is the worst emission level.
2. C.F (Correction Factor) = Antenna Factor (dB)+ Cable Loss (dB) – Preamplifier(dB) + 10dB Attenuation.
3. Measurement (dBuV/m) = Reading(dBuV) + C.F (Correction Factor).
4. The emission levels of other frequencies are very lower than the limit and not show in test report.

EUT	AX6000 8-Stream Wi-Fi 6 Router	Date of Test	2022-07-09
Factor	DRH18-E	Temp. / Humidity	25°C /65%
Polarity	Vertical	Site / Test Engineer	AC2 / Ares
Test Mode	802.11ax-20MHz_TX_Band4_CH 165_ANT 0+1+2+3	Test Voltage	AC 120V/60Hz

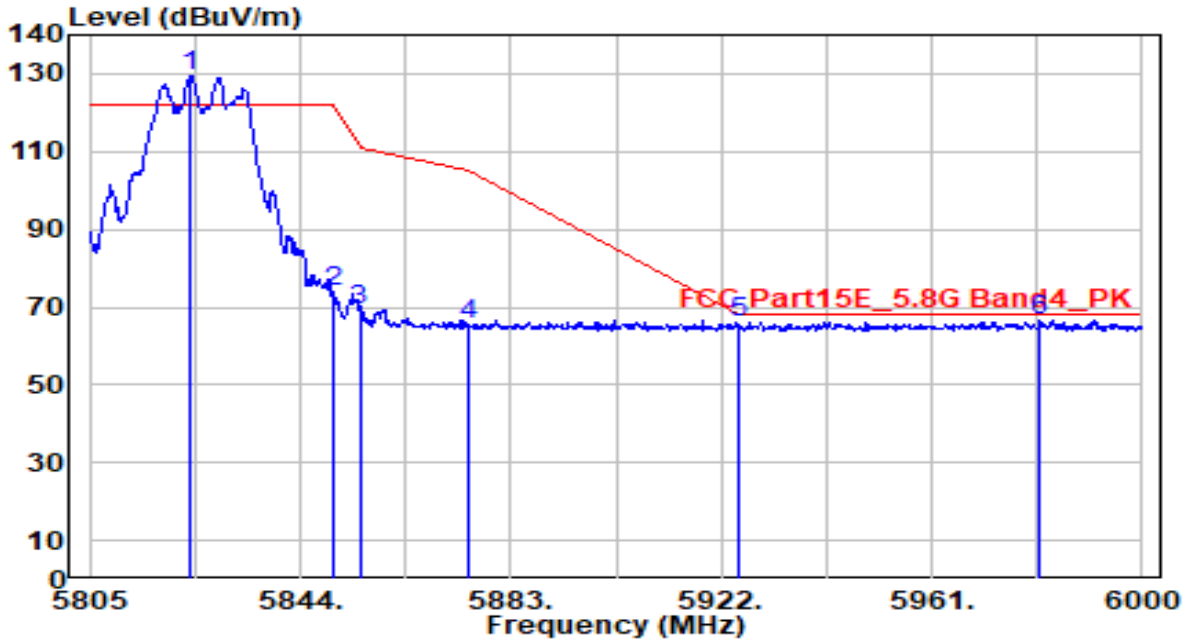

No		Frequency (MHz)	Reading (dBuV)	C.F (dB/m)	Measurement (dBuV/m)	Margin (dB)	Limit (dBuV/m)	Height (cm)	Angle (deg)	Remark (QP/PK/AV)
1		5823.720	127.11	2.23	129.34	N/A	N/A	160	75	Peak
2		5850.000	71.46	2.27	73.73	-48.47	122.20	160	75	Peak
3		5855.000	67.13	2.28	69.41	-41.40	110.80	160	75	Peak
4		5875.000	63.46	2.31	65.76	-39.44	105.20	160	75	Peak
5		5925.000	63.48	2.38	65.86	-2.34	68.20	160	75	Peak
6	*	5981.085	64.00	2.47	66.47	-1.73	68.20	160	75	Peak

Note:

1. " *", means this data is the worst emission level.
2. C.F (Correction Factor) = Antenna Factor (dB)+ Cable Loss (dB) – Preamplifier(dB) + 10dB Attenuation.
3. Measurement (dBuV/m) = Reading(dBuV) + C.F (Correction Factor).
4. The emission levels of other frequencies are very lower than the limit and not show in test report.

EUT	AX6000 8-Stream Wi-Fi 6 Router	Date of Test	2022-07-09
Factor	DRH18-E	Temp. / Humidity	25°C /65%
Polarity	Horizontal	Site / Test Engineer	AC2 / Ares
Test Mode	802.11ax-40MHz_TX_Band1_CH 38_ANT 0+1+2+3	Test Voltage	AC 120V/60Hz

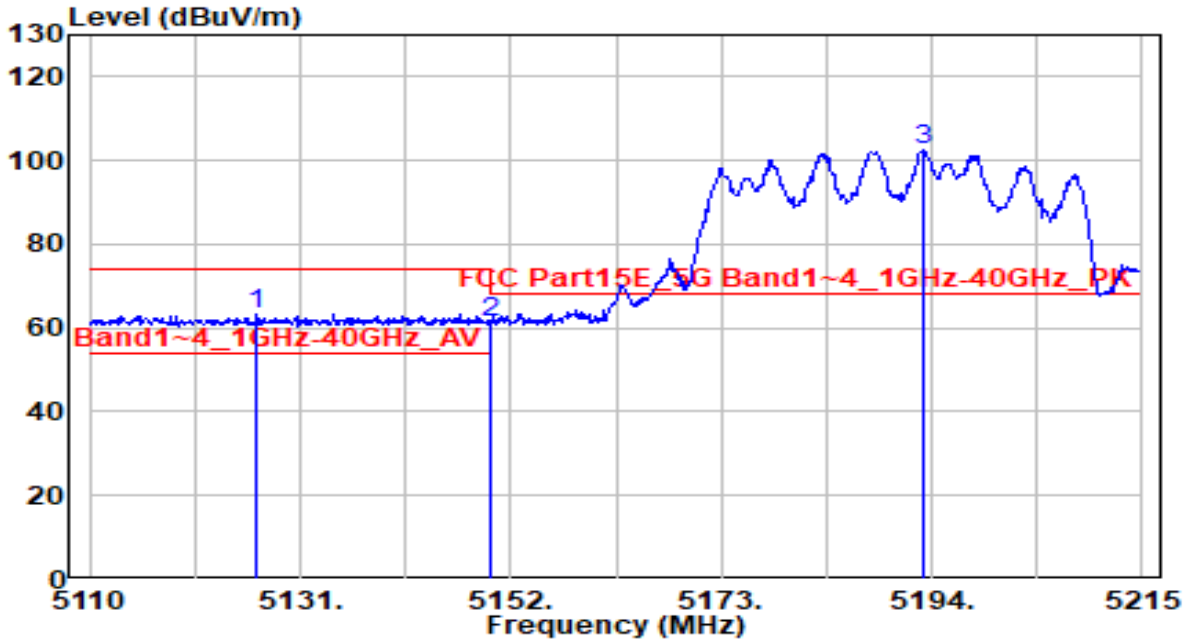

No		Frequency (MHz)	Reading (dBuV)	C.F (dB/m)	Measurement (dBuV/m)	Margin (dB)	Limit (dBuV/m)	Height (cm)	Angle (deg)	Remark (QP/PK/AV)
1	*	5126.695	62.71	0.77	63.47	-10.53	74.00	135	65	Peak
2		5150.000	60.66	0.80	61.45	-12.55	74.00	135	65	Peak
3		5193.055	101.70	0.85	102.55	N/A	N/A	135	65	Peak

Note:

1. " *", means this data is the worst emission level.
2. C.F (Correction Factor) = Antenna Factor (dB)+ Cable Loss (dB) – Preamplifier(dB) + 10dB Attenuation.
3. Measurement (dBuV/m) = Reading(dBuV) + C.F (Correction Factor).
4. The emission levels of other frequencies are very lower than the limit and not show in test report.

EUT	AX6000 8-Stream Wi-Fi 6 Router	Date of Test	2022-07-09
Factor	DRH18-E	Temp. / Humidity	25°C /65%
Polarity	Horizontal	Site / Test Engineer	AC2 / Ares
Test Mode	802.11ax-40MHz_TX_Band1_CH 38_ANT 0+1+2+3	Test Voltage	AC 120V/60Hz

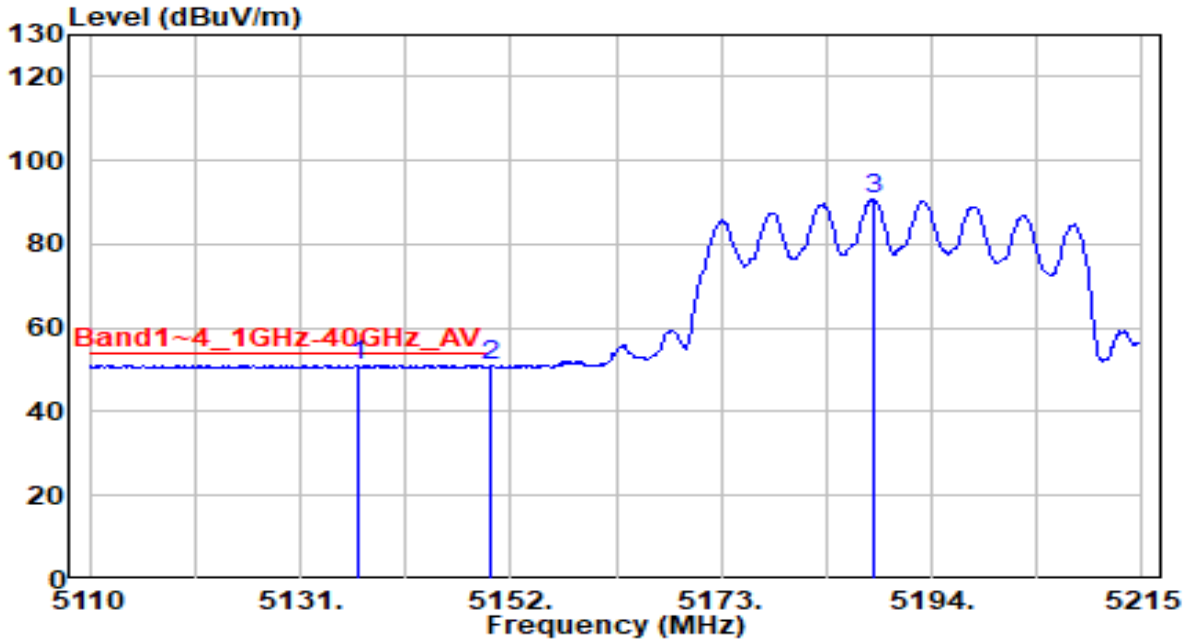

No		Frequency (MHz)	Reading (dBuV)	C.F (dB/m)	Measurement (dBuV/m)	Margin (dB)	Limit (dBuV/m)	Height (cm)	Angle (deg)	Remark (QP/PK/AV)
1	*	5136.670	50.48	0.78	51.26	-2.74	54.00	135	65	Average
2		5150.000	50.08	0.80	50.87	-3.13	54.00	135	65	Average
3		5188.120	89.95	0.84	90.80	N/A	N/A	135	65	Average

Note:

1. " *", means this data is the worst emission level.
2. C.F (Correction Factor) = Antenna Factor (dB)+ Cable Loss (dB) – Preamplifier(dB) + 10dB Attenuation.
3. Measurement (dBuV/m) = Reading(dBuV) + C.F (Correction Factor).
4. The emission levels of other frequencies are very lower than the limit and not show in test report.

EUT	AX6000 8-Stream Wi-Fi 6 Router	Date of Test	2022-07-09
Factor	DRH18-E	Temp. / Humidity	25°C /65%
Polarity	Vertical	Site / Test Engineer	AC2 / Ares
Test Mode	802.11ax-40MHz_TX_Band1_CH 38_ANT 0+1+2+3	Test Voltage	AC 120V/60Hz

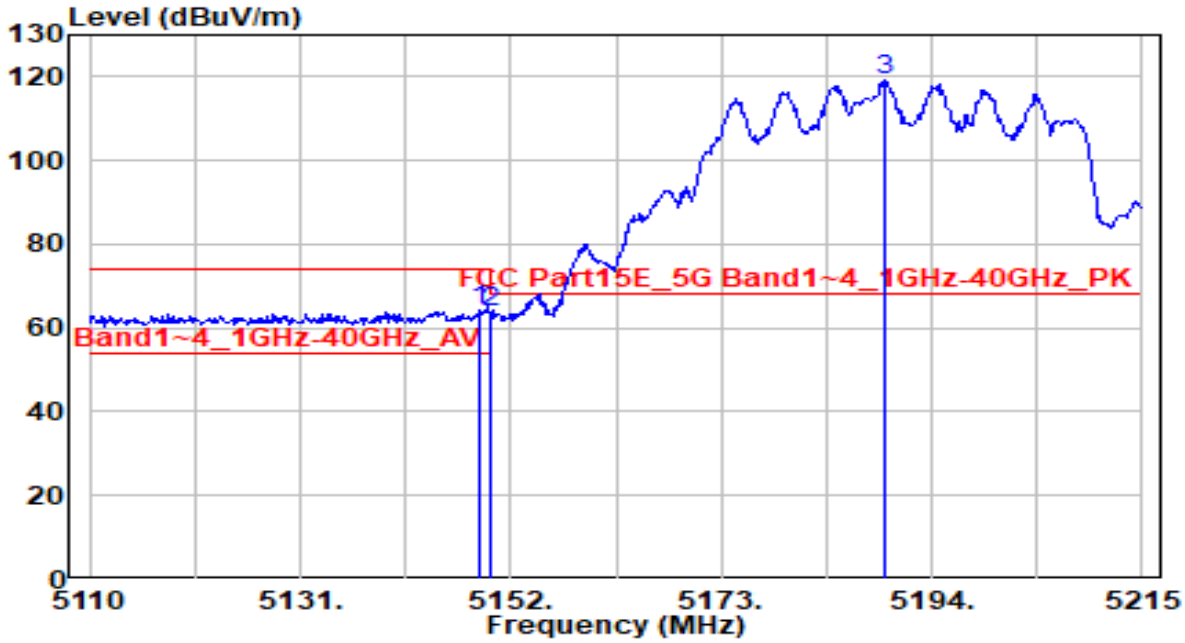

No		Frequency (MHz)	Reading (dBuV)	C.F (dB/m)	Measurement (dBuV/m)	Margin (dB)	Limit (dBuV/m)	Height (cm)	Angle (deg)	Remark (QP/PK/AV)
1	*	5148.850	63.71	0.79	64.51	-9.49	74.00	105	15	Peak
2		5150.000	63.17	0.80	63.97	-10.03	74.00	105	15	Peak
3		5189.275	118.52	0.84	119.36	N/A	N/A	105	15	Peak

Note:

1. " *", means this data is the worst emission level.
2. C.F (Correction Factor) = Antenna Factor (dB)+ Cable Loss (dB) – Preamplifier(dB) + 10dB Attenuation.
3. Measurement (dBuV/m) = Reading(dBuV) + C.F (Correction Factor).
4. The emission levels of other frequencies are very lower than the limit and not show in test report.

EUT	AX6000 8-Stream Wi-Fi 6 Router	Date of Test	2022-07-09
Factor	DRH18-E	Temp. / Humidity	25°C /65%
Polarity	Vertical	Site / Test Engineer	AC2 / Ares
Test Mode	802.11ax-40MHz_TX_Band1_CH 38_ANT 0+1+2+3	Test Voltage	AC 120V/60Hz

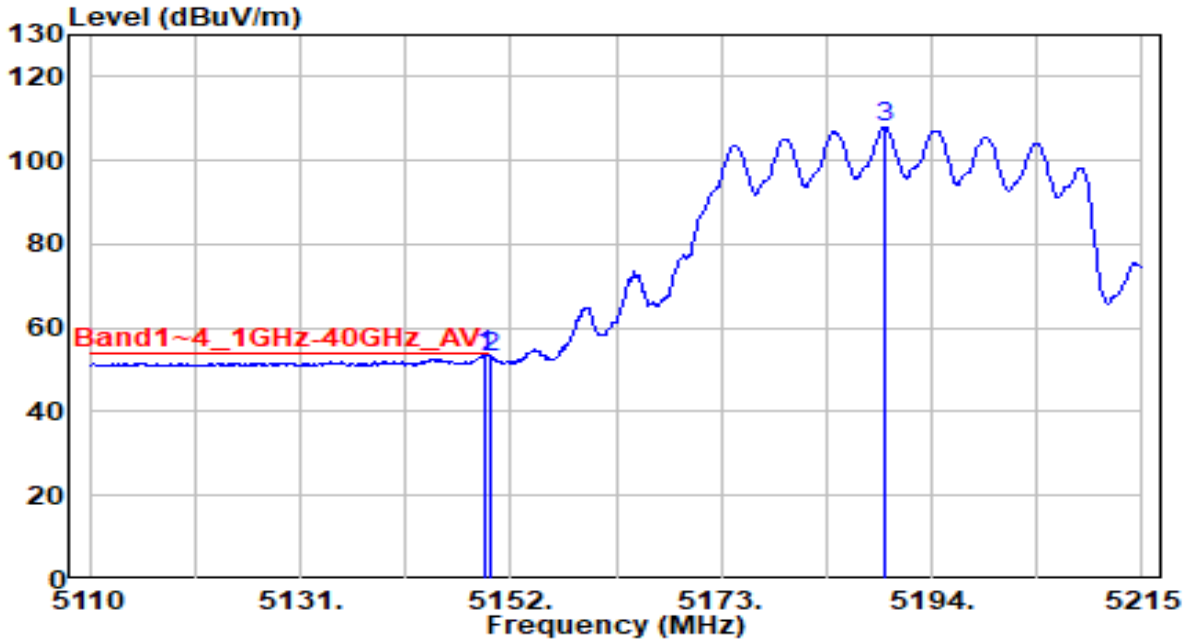

No		Frequency (MHz)	Reading (dBuV)	C.F (dB/m)	Measurement (dBuV/m)	Margin (dB)	Limit (dBuV/m)	Height (cm)	Angle (deg)	Remark (QP/PK/AV)
1	*	5149.375	52.84	0.80	53.64	-0.36	54.00	105	15	Average
2		5150.000	52.30	0.80	53.09	-0.91	54.00	105	15	Average
3		5189.380	107.12	0.84	107.97	N/A	N/A	105	15	Average

Note:

1. " *", means this data is the worst emission level.
2. C.F (Correction Factor) = Antenna Factor (dB)+ Cable Loss (dB) – Preamplifier(dB) + 10dB Attenuation.
3. Measurement (dBuV/m) = Reading(dBuV) + C.F (Correction Factor).
4. The emission levels of other frequencies are very lower than the limit and not show in test report.

EUT	AX6000 8-Stream Wi-Fi 6 Router	Date of Test	2022-07-09
Factor	DRH18-E	Temp. / Humidity	25°C /65%
Polarity	Horizontal	Site / Test Engineer	AC2 / Ares
Test Mode	802.11ax-40MHz_TX_Band2_CH 62_ANT 0+1+2+3	Test Voltage	AC 120V/60Hz

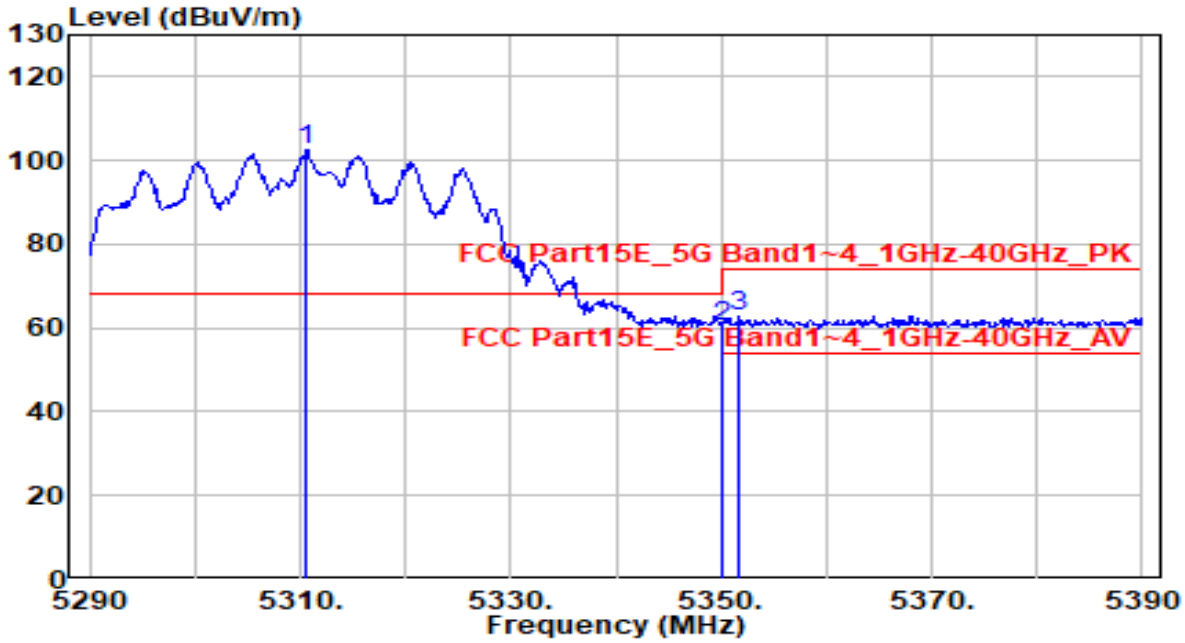

No		Frequency (MHz)	Reading (dBuV)	C.F (dB/m)	Measurement (dBuV/m)	Margin (dB)	Limit (dBuV/m)	Height (cm)	Angle (deg)	Remark (QP/PK/AV)
1		5310.600	102.02	0.66	102.69	N/A	N/A	100	170	Peak
2		5350.000	59.74	0.59	60.33	-13.67	74.00	100	170	Peak
3	*	5351.700	62.44	0.59	63.03	-10.97	74.00	100	170	Peak

Note:

1. " *", means this data is the worst emission level.
2. C.F (Correction Factor) = Antenna Factor (dB)+ Cable Loss (dB) – Preamplifier(dB) + 10dB Attenuation.
3. Measurement (dBuV/m) = Reading(dBuV) + C.F (Correction Factor).
4. The emission levels of other frequencies are very lower than the limit and not show in test report.

EUT	AX6000 8-Stream Wi-Fi 6 Router	Date of Test	2022-07-09
Factor	DRH18-E	Temp. / Humidity	25°C /65%
Polarity	Horizontal	Site / Test Engineer	AC2 / Ares
Test Mode	802.11ax-40MHz_TX_Band2_CH 62_ANT 0+1+2+3	Test Voltage	AC 120V/60Hz

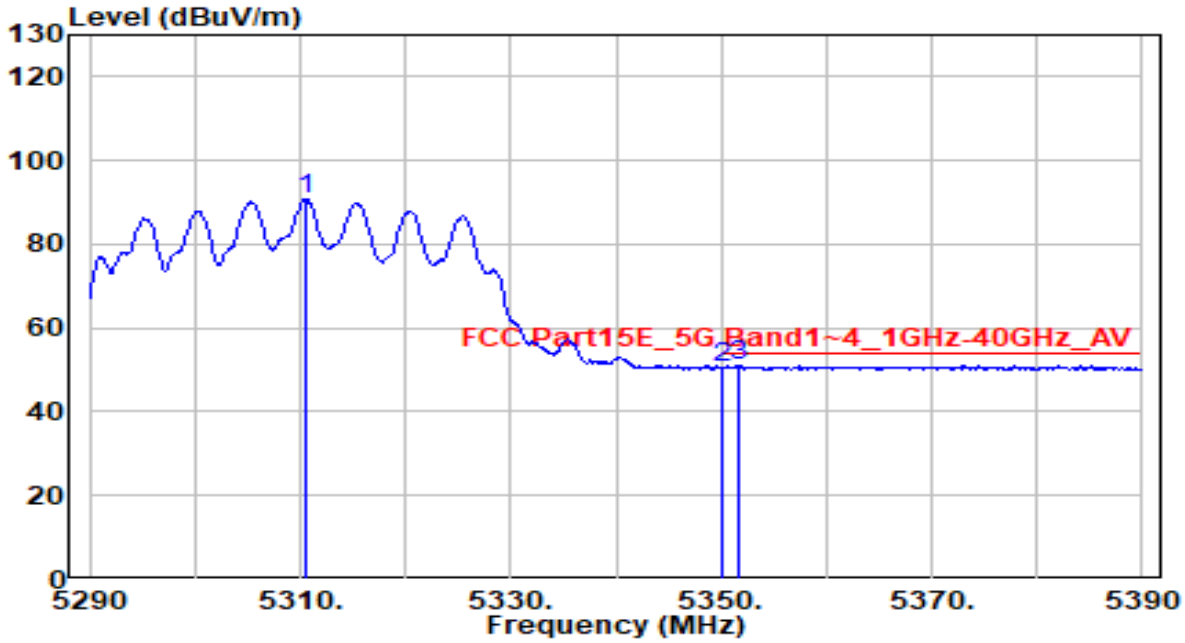

No		Frequency (MHz)	Reading (dBuV)	C.F (dB/m)	Measurement (dBuV/m)	Margin (dB)	Limit (dBuV/m)	Height (cm)	Angle (deg)	Remark (QP/PK/AV)
1		5310.500	90.14	0.66	90.80	N/A	N/A	100	170	Average
2		5350.000	49.81	0.59	50.41	-3.59	54.00	100	170	Average
3	*	5351.700	50.55	0.59	51.14	-2.86	54.00	100	170	Average

Note:

1. " *", means this data is the worst emission level.
2. C.F (Correction Factor) = Antenna Factor (dB)+ Cable Loss (dB) – Preamplifier(dB) + 10dB Attenuation.
3. Measurement (dBuV/m) = Reading(dBuV) + C.F (Correction Factor).
4. The emission levels of other frequencies are very lower than the limit and not show in test report.

EUT	AX6000 8-Stream Wi-Fi 6 Router	Date of Test	2022-07-09
Factor	DRH18-E	Temp. / Humidity	25°C /65%
Polarity	Vertical	Site / Test Engineer	AC2 / Ares
Test Mode	802.11ax-40MHz_TX_Band2_CH 62_ANT 0+1+2+3	Test Voltage	AC 120V/60Hz

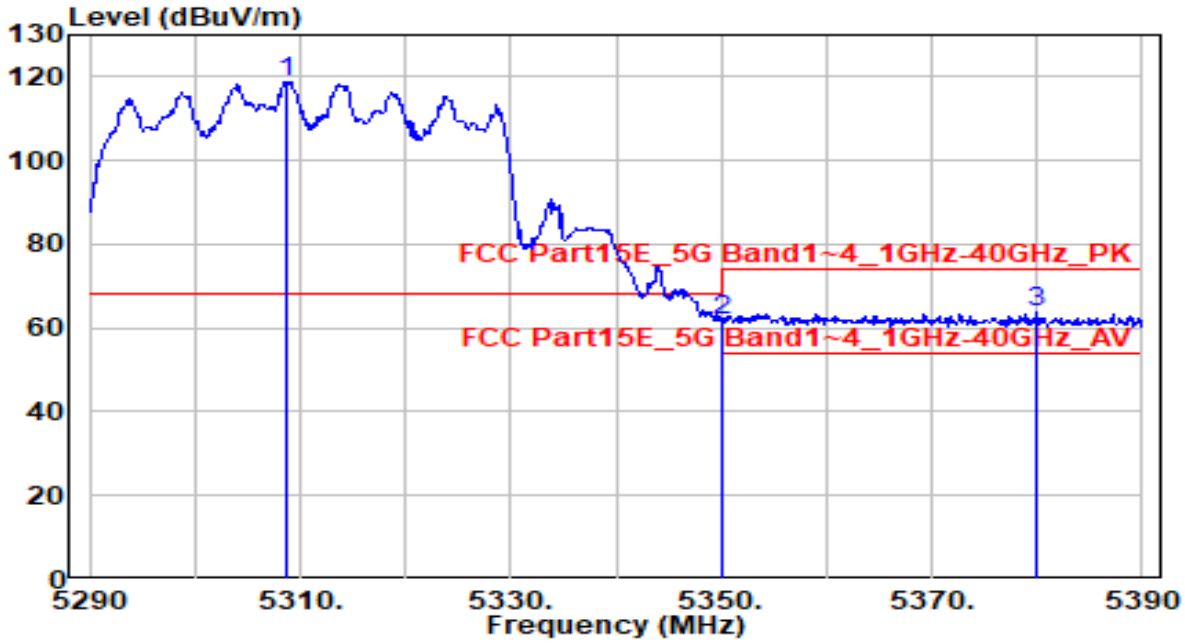

No		Frequency (MHz)	Reading (dBuV)	C.F (dB/m)	Measurement (dBuV/m)	Margin (dB)	Limit (dBuV/m)	Height (cm)	Angle (deg)	Remark (QP/PK/AV)
1		5308.600	118.26	0.67	118.93	N/A	N/A	135	0	Peak
2		5350.000	61.12	0.59	61.71	-12.29	74.00	135	0	Peak
3	*	5379.900	63.29	0.54	63.84	-10.16	74.00	135	0	Peak

Note:

1. " *", means this data is the worst emission level.
2. C.F (Correction Factor) = Antenna Factor (dB)+ Cable Loss (dB) – Preamplifier(dB) + 10dB Attenuation.
3. Measurement (dBuV/m) = Reading(dBuV) + C.F (Correction Factor).
4. The emission levels of other frequencies are very lower than the limit and not show in test report.

EUT	AX6000 8-Stream Wi-Fi 6 Router	Date of Test	2022-07-09
Factor	DRH18-E	Temp. / Humidity	25°C /65%
Polarity	Vertical	Site / Test Engineer	AC2 / Ares
Test Mode	802.11ax-40MHz_TX_Band2_CH 62_ANT 0+1+2+3	Test Voltage	AC 120V/60Hz

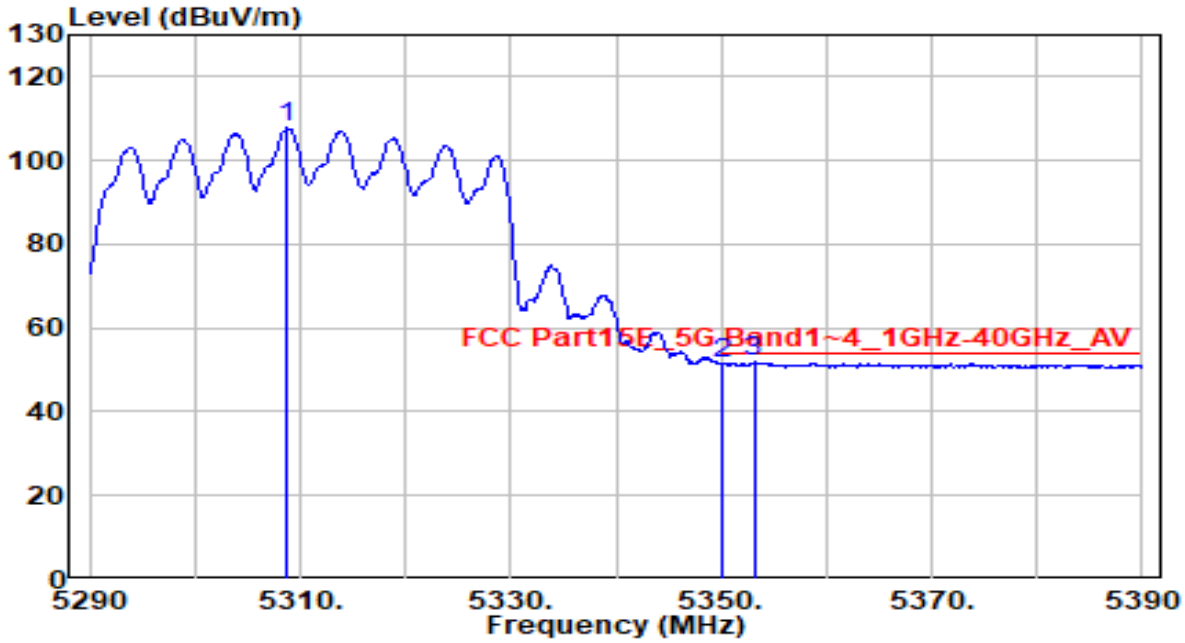

No		Frequency (MHz)	Reading (dBuV)	C.F (dB/m)	Measurement (dBuV/m)	Margin (dB)	Limit (dBuV/m)	Height (cm)	Angle (deg)	Remark (QP/PK/AV)
1		5308.700	107.31	0.67	107.97	N/A	N/A	135	0	Average
2		5350.000	50.90	0.59	51.49	-2.51	54.00	135	0	Average
3	*	5353.100	51.21	0.59	51.80	-2.20	54.00	135	0	Average

Note:

1. " *", means this data is the worst emission level.
2. C.F (Correction Factor) = Antenna Factor (dB)+ Cable Loss (dB) – Preamplifier(dB) + 10dB Attenuation.
3. Measurement (dBuV/m) = Reading(dBuV) + C.F (Correction Factor).
4. The emission levels of other frequencies are very lower than the limit and not show in test report.

EUT	AX6000 8-Stream Wi-Fi 6 Router	Date of Test	2022-07-20
Factor	DRH18-E	Temp. / Humidity	25°C /65%
Polarity	Horizontal	Site / Test Engineer	AC2 / Ares
Test Mode	802.11ax-40MHz_TX_Band3_CH 102_ANT 0+1+2+3	Test Voltage	AC 120V/60Hz

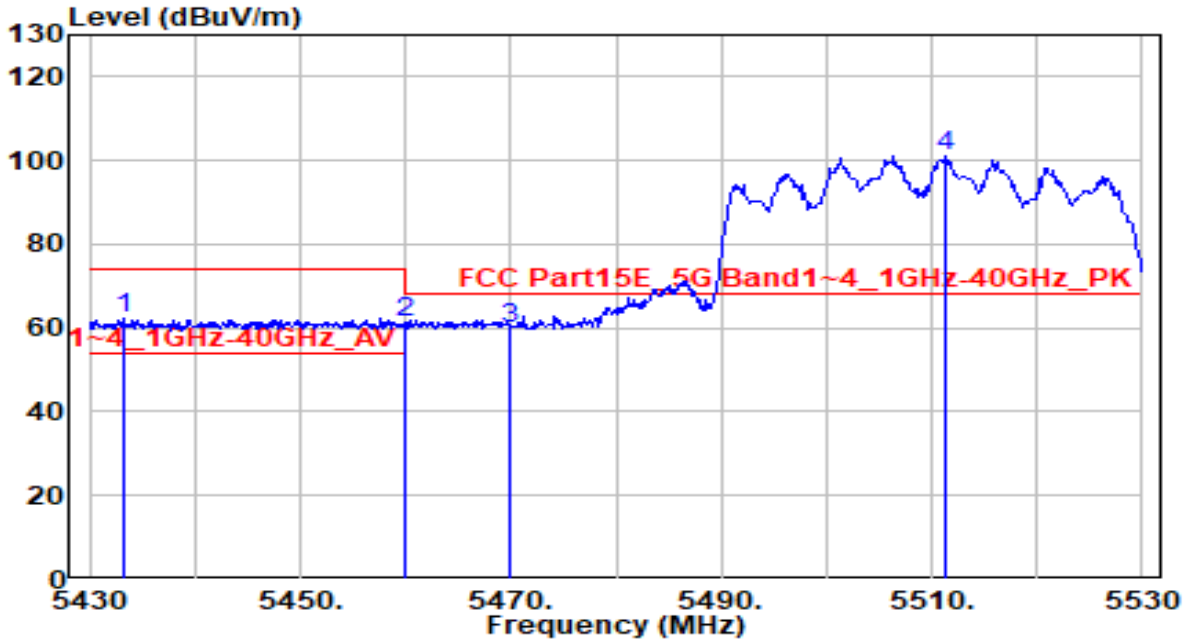

No		Frequency (MHz)	Reading (dBuV)	C.F (dB/m)	Measurement (dBuV/m)	Margin (dB)	Limit (dBuV/m)	Height (cm)	Angle (deg)	Remark (QP/PK/AV)
1		5433.200	61.48	0.65	62.13	-11.87	74.00	100	340	Peak
2		5460.000	60.58	0.76	61.34	-12.66	74.00	100	340	Peak
3	*	5470.000	59.25	0.80	60.05	-8.15	68.20	100	340	Peak
4		5511.300	100.31	0.98	101.29	N/A	N/A	100	340	Peak

Note:

1. " *", means this data is the worst emission level.
2. C.F (Correction Factor) = Antenna Factor (dB)+ Cable Loss (dB) – Preamplifier(dB) + 10dB Attenuation.
3. Measurement (dBuV/m) = Reading(dBuV) + C.F (Correction Factor).
4. The emission levels of other frequencies are very lower than the limit and not show in test report.

EUT	AX6000 8-Stream Wi-Fi 6 Router	Date of Test	2022-07-20
Factor	DRH18-E	Temp. / Humidity	25°C /65%
Polarity	Horizontal	Site / Test Engineer	AC2 / Ares
Test Mode	802.11ax-40MHz_TX_Band3_CH 102_ANT 0+1+2+3	Test Voltage	AC 120V/60Hz

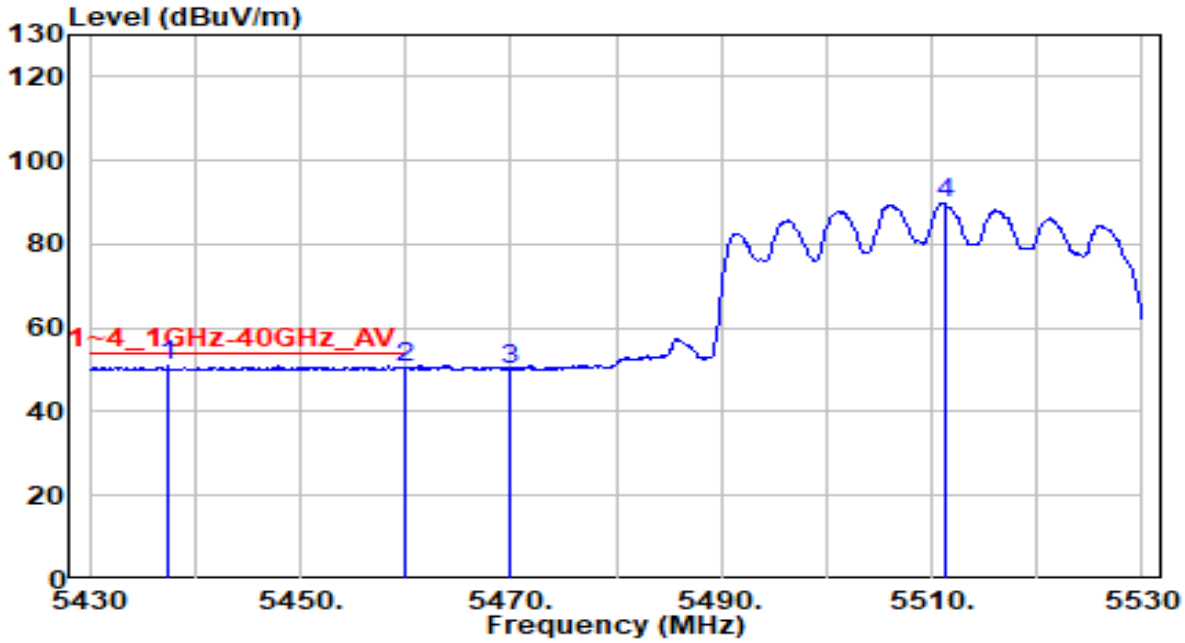

No		Frequency (MHz)	Reading (dBuV)	C.F (dB/m)	Measurement (dBuV/m)	Margin (dB)	Limit (dBuV/m)	Height (cm)	Angle (deg)	Remark (QP/PK/AV)
1	*	5437.400	50.25	0.66	50.92	-3.08	54.00	100	340	Average
2		5460.000	49.61	0.76	50.37	-3.63	54.00	100	340	Average
3		5470.000	49.47	0.80	50.27	N/A	N/A	100	340	Average
4		5511.300	88.77	0.98	89.75	N/A	N/A	100	340	Average

Note:

1. " *", means this data is the worst emission level.
2. C.F (Correction Factor) = Antenna Factor (dB)+ Cable Loss (dB) – Preamplifier(dB) + 10dB Attenuation.
3. Measurement (dBuV/m) = Reading(dBuV) + C.F (Correction Factor).
4. The emission levels of other frequencies are very lower than the limit and not show in test report.

EUT	AX6000 8-Stream Wi-Fi 6 Router	Date of Test	2022-07-20
Factor	DRH18-E	Temp. / Humidity	25°C /65%
Polarity	Vertical	Site / Test Engineer	AC2 / Ares
Test Mode	802.11ax-40MHz_TX_Band3_CH 102_ANT 0+1+2+3	Test Voltage	AC 120V/60Hz

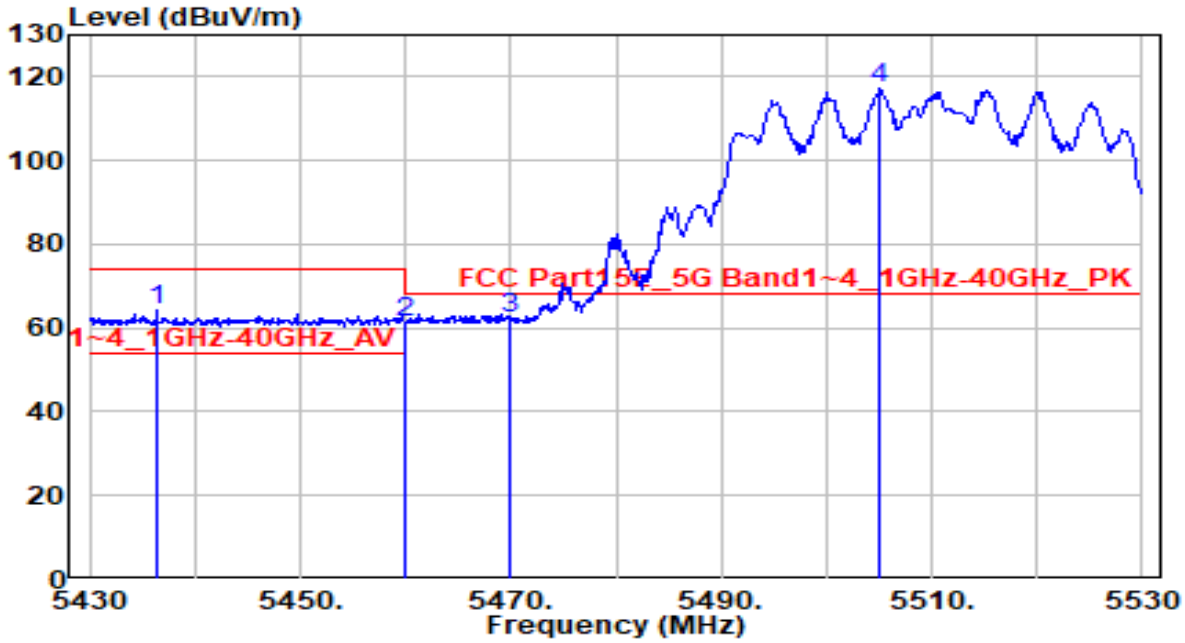

No		Frequency (MHz)	Reading (dBuV)	C.F (dB/m)	Measurement (dBuV/m)	Margin (dB)	Limit (dBuV/m)	Height (cm)	Angle (deg)	Remark (QP/PK/AV)
1		5436.400	63.43	0.66	64.09	-9.91	74.00	160	350	Peak
2		5460.000	60.59	0.76	61.35	-12.65	74.00	160	350	Peak
3	*	5470.000	61.46	0.80	62.26	-5.94	68.20	160	350	Peak
4		5505.000	116.07	0.95	117.02	N/A	N/A	160	350	Peak

Note:

1. " *", means this data is the worst emission level.
2. C.F (Correction Factor) = Antenna Factor (dB)+ Cable Loss (dB) – Preamplifier(dB) + 10dB Attenuation.
3. Measurement (dBuV/m) = Reading(dBuV) + C.F (Correction Factor).
4. The emission levels of other frequencies are very lower than the limit and not show in test report.

EUT	AX6000 8-Stream Wi-Fi 6 Router	Date of Test	2022-07-20
Factor	DRH18-E	Temp. / Humidity	25°C /65%
Polarity	Vertical	Site / Test Engineer	AC2 / Ares
Test Mode	802.11ax-40MHz_TX_Band3_CH 102_ANT 0+1+2+3	Test Voltage	AC 120V/60Hz

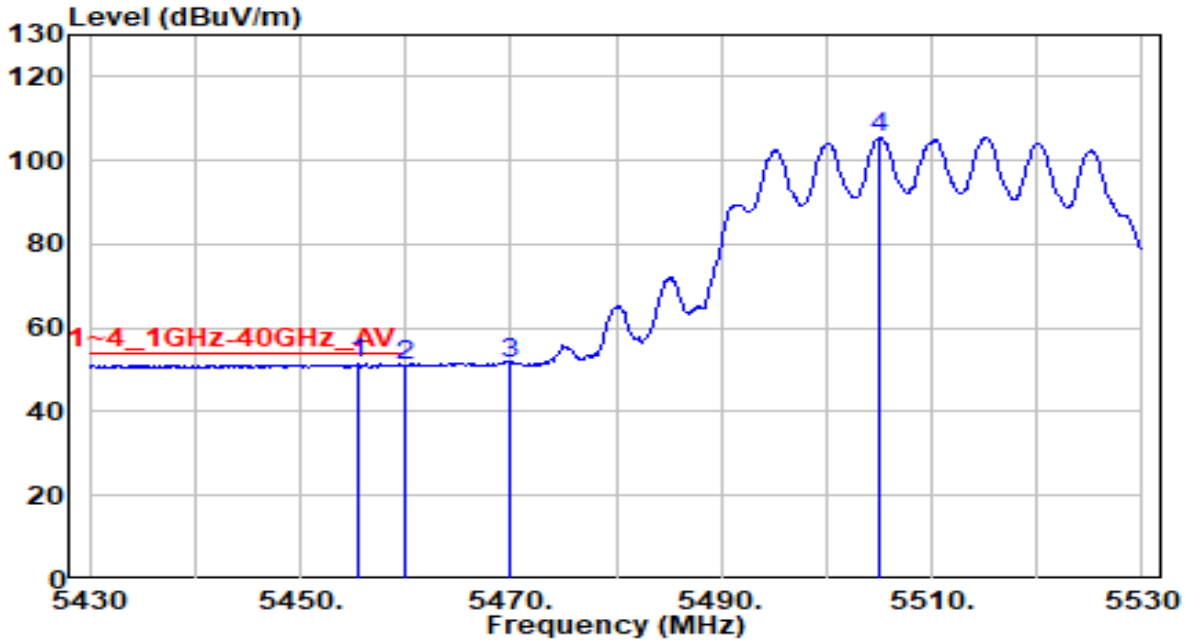

No		Frequency (MHz)	Reading (dBuV)	C.F (dB/m)	Measurement (dBuV/m)	Margin (dB)	Limit (dBuV/m)	Height (cm)	Angle (deg)	Remark (QP/PK/AV)
1	*	5455.500	50.89	0.74	51.63	-2.37	54.00	160	350	Average
2		5460.000	50.37	0.76	51.13	-2.87	54.00	160	350	Average
3		5470.000	50.83	0.80	51.64	N/A	N/A	160	350	Average
4		5505.000	104.65	0.95	105.60	N/A	N/A	160	350	Average

Note:

1. " *", means this data is the worst emission level.
2. C.F (Correction Factor) = Antenna Factor (dB)+ Cable Loss (dB) – Preamplifier(dB) + 10dB Attenuation.
3. Measurement (dBuV/m) = Reading(dBuV) + C.F (Correction Factor).
4. The emission levels of other frequencies are very lower than the limit and not show in test report.

EUT	AX6000 8-Stream Wi-Fi 6 Router	Date of Test	2022-07-20
Factor	DRH18-E	Temp. / Humidity	25°C /65%
Polarity	Horizontal	Site / Test Engineer	AC2 / Ares
Test Mode	802.11ax-40MHz_TX_Band3_CH 134_ANT 0+1+2+3	Test Voltage	AC 120V/60Hz

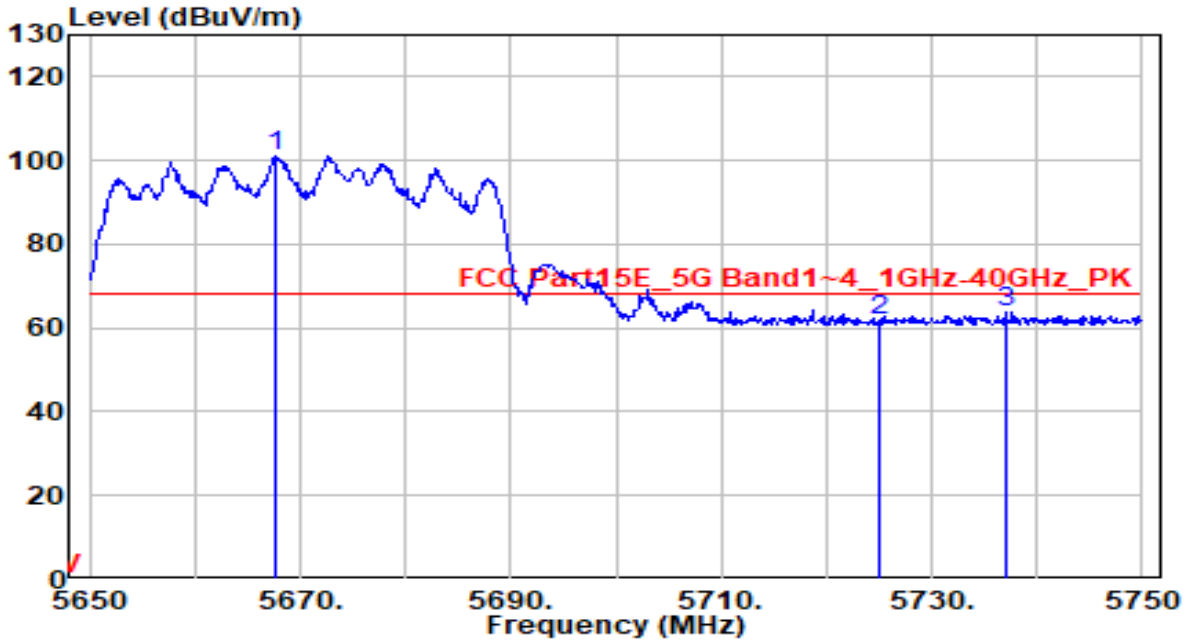

No		Frequency (MHz)	Reading (dBuV)	C.F (dB/m)	Measurement (dBuV/m)	Margin (dB)	Limit (dBuV/m)	Height (cm)	Angle (deg)	Remark (QP/PK/AV)
1		5667.700	99.55	1.66	101.21	N/A	N/A	100	330	Peak
2		5725.000	59.83	1.89	61.72	-6.48	68.20	100	330	Peak
3	*	5737.000	61.70	1.94	63.64	-4.56	68.20	100	330	Peak

Note:

1. " *", means this data is the worst emission level.
2. C.F (Correction Factor) = Antenna Factor (dB)+ Cable Loss (dB) – Preamplifier(dB) + 10dB Attenuation.
3. Measurement (dBuV/m) = Reading(dBuV) + C.F (Correction Factor).
4. The emission levels of other frequencies are very lower than the limit and not show in test report.

EUT	AX6000 8-Stream Wi-Fi 6 Router	Date of Test	2022-07-20
Factor	DRH18-E	Temp. / Humidity	25°C /65%
Polarity	Vertical	Site / Test Engineer	AC2 / Ares
Test Mode	802.11ax-40MHz_TX_Band3_CH 134_ANT 0+1+2+3	Test Voltage	AC 120V/60Hz

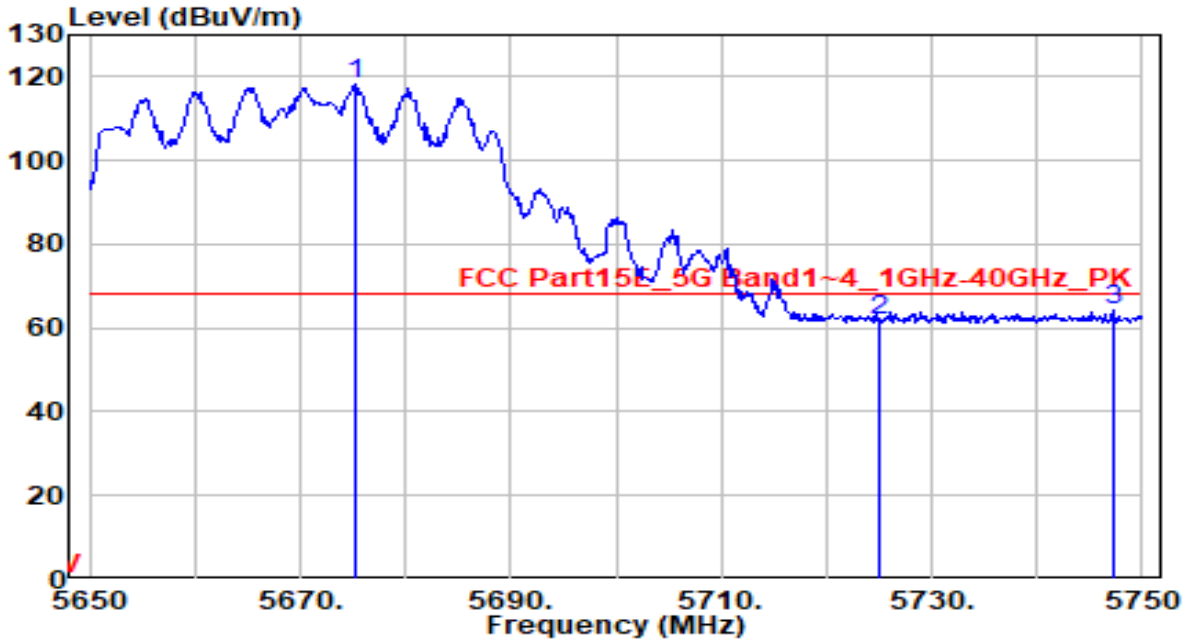

No		Frequency (MHz)	Reading (dBuV)	C.F (dB/m)	Measurement (dBuV/m)	Margin (dB)	Limit (dBuV/m)	Height (cm)	Angle (deg)	Remark (QP/PK/AV)
1		5675.200	116.33	1.69	118.01	N/A	N/A	155	350	Peak
2		5725.000	59.84	1.89	61.73	-6.47	68.20	155	350	Peak
3	*	5747.200	62.22	1.98	64.20	-4.00	68.20	155	350	Peak

Note:

1. " *", means this data is the worst emission level.
2. C.F (Correction Factor) = Antenna Factor (dB)+ Cable Loss (dB) – Preamplifier(dB) + 10dB Attenuation.
3. Measurement (dBuV/m) = Reading(dBuV) + C.F (Correction Factor).
4. The emission levels of other frequencies are very lower than the limit and not show in test report.

EUT	AX6000 8-Stream Wi-Fi 6 Router	Date of Test	2022-07-09
Factor	DRH18-E	Temp. / Humidity	25°C /65%
Polarity	Horizontal	Site / Test Engineer	AC2 / Ares
Test Mode	802.11ax-40MHz_TX_Band4_CH 151_ANT 0+1+2+3	Test Voltage	AC 120V/60Hz

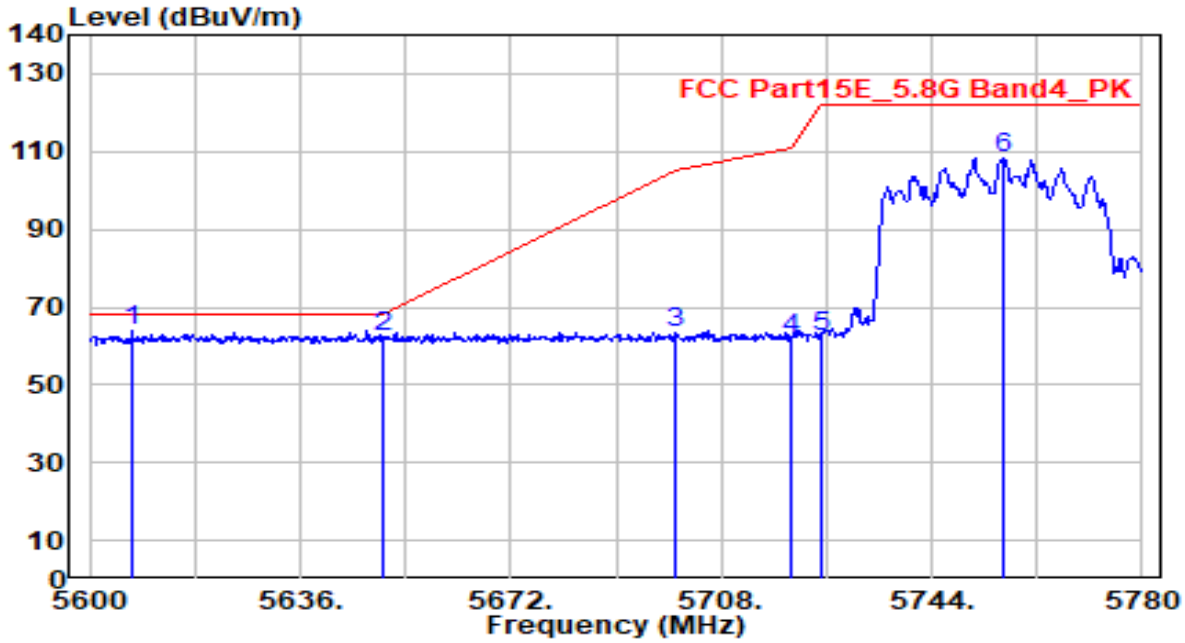

No		Frequency (MHz)	Reading (dBuV)	C.F (dB/m)	Measurement (dBuV/m)	Margin (dB)	Limit (dBuV/m)	Height (cm)	Angle (deg)	Remark (QP/PK/AV)
1	*	5607.200	62.38	1.41	63.79	-4.41	68.20	100	195	Peak
2		5650.000	60.69	1.59	62.27	-5.93	68.20	100	195	Peak
3		5700.000	61.61	1.79	63.40	-41.80	105.20	100	195	Peak
4		5720.000	60.05	1.87	61.92	-48.88	110.80	100	195	Peak
5		5725.000	60.20	1.89	62.09	-60.11	122.20	100	195	Peak
6		5756.420	106.45	2.02	108.46	N/A	N/A	100	195	Peak

Note:

1. " *", means this data is the worst emission level.
2. C.F (Correction Factor) = Antenna Factor (dB)+ Cable Loss (dB) – Preamplifier(dB) + 10dB Attenuation.
3. Measurement (dBuV/m) = Reading(dBuV) + C.F (Correction Factor).
4. The emission levels of other frequencies are very lower than the limit and not show in test report.

EUT	AX6000 8-Stream Wi-Fi 6 Router	Date of Test	2022-07-09
Factor	DRH18-E	Temp. / Humidity	25°C /65%
Polarity	Vertical	Site / Test Engineer	AC2 / Ares
Test Mode	802.11ax-40MHz_TX_Band4_CH 151_ANT 0+1+2+3	Test Voltage	AC 120V/60Hz

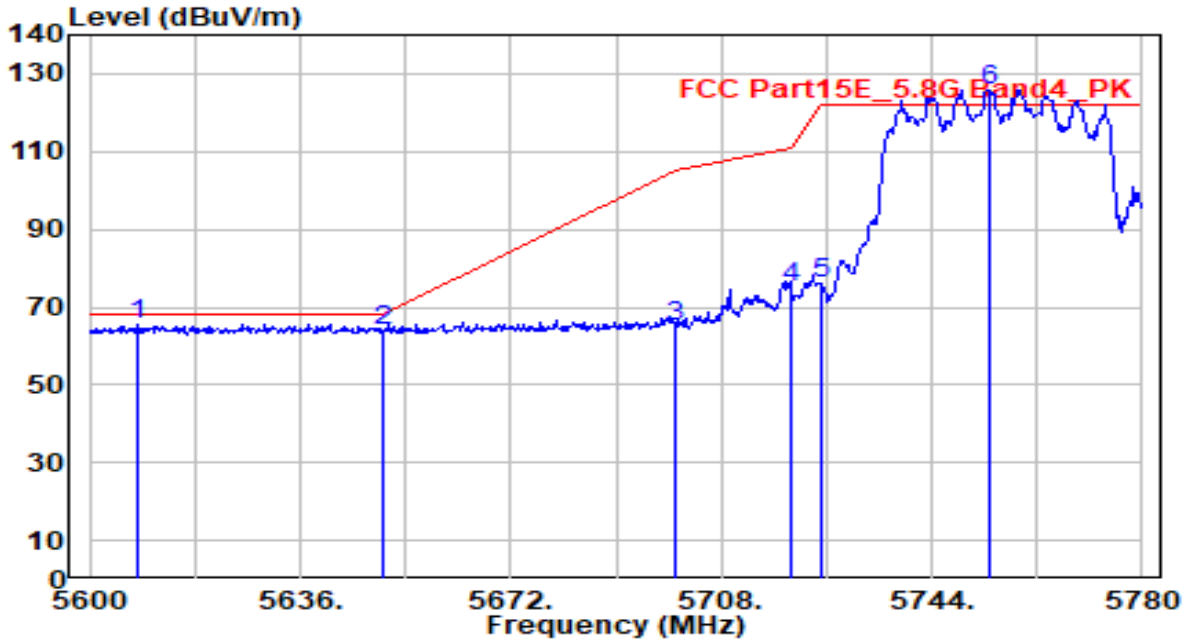

No		Frequency (MHz)	Reading (dBuV)	C.F (dB/m)	Measurement (dBuV/m)	Margin (dB)	Limit (dBuV/m)	Height (cm)	Angle (deg)	Remark (QP/PK/AV)
1	*	5608.100	64.33	1.42	65.74	-2.46	68.20	155	75	Peak
2		5650.000	62.46	1.59	64.05	-4.15	68.20	155	75	Peak
3		5700.000	63.31	1.79	65.09	-40.11	105.20	155	75	Peak
4		5720.000	73.07	1.87	74.94	-35.86	110.80	155	75	Peak
5		5725.000	74.22	1.89	76.11	-46.09	122.20	155	75	Peak
6		5753.720	123.87	2.01	125.88	N/A	N/A	155	75	Peak

Note:

1. " *", means this data is the worst emission level.
2. C.F (Correction Factor) = Antenna Factor (dB)+ Cable Loss (dB) – Preamplifier(dB) + 10dB Attenuation.
3. Measurement (dBuV/m) = Reading(dBuV) + C.F (Correction Factor).
4. The emission levels of other frequencies are very lower than the limit and not show in test report.

EUT	AX6000 8-Stream Wi-Fi 6 Router	Date of Test	2022-07-09
Factor	DRH18-E	Temp. / Humidity	25°C /65%
Polarity	Horizontal	Site / Test Engineer	AC2 / Ares
Test Mode	802.11ax-40MHz_TX_Band4_CH 159_ANT 0+1+2+3	Test Voltage	AC 120V/60Hz

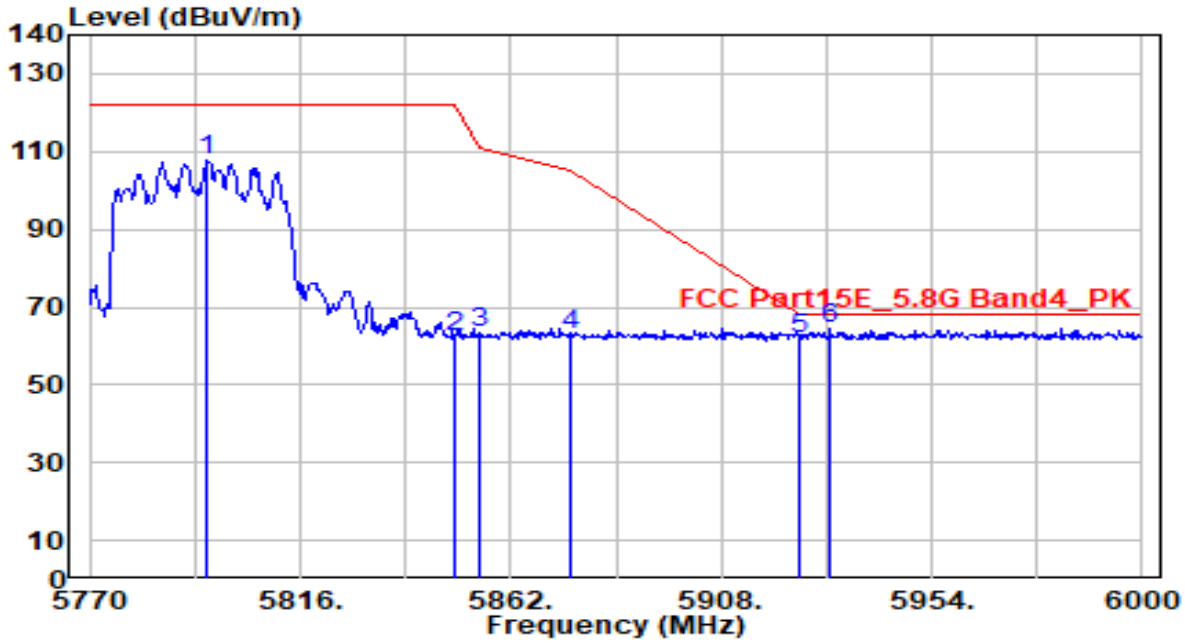

No		Frequency (MHz)	Reading (dBuV)	C.F (dB/m)	Measurement (dBuV/m)	Margin (dB)	Limit (dBuV/m)	Height (cm)	Angle (deg)	Remark (QP/PK/AV)
1		5795.760	105.70	2.17	107.87	N/A	N/A	100	195	Peak
2		5850.000	60.01	2.27	62.28	-59.92	122.20	100	195	Peak
3		5855.000	61.33	2.28	63.60	-47.20	110.80	100	195	Peak
4		5875.000	60.32	2.31	62.63	-42.57	105.20	100	195	Peak
5		5925.000	59.56	2.38	61.94	-6.26	68.20	100	195	Peak
6	*	5931.690	62.11	2.39	64.50	-3.70	68.20	100	195	Peak

Note:

1. " *", means this data is the worst emission level.
2. C.F (Correction Factor) = Antenna Factor (dB)+ Cable Loss (dB) – Preamplifier(dB) + 10dB Attenuation.
3. Measurement (dBuV/m) = Reading(dBuV) + C.F (Correction Factor).
4. The emission levels of other frequencies are very lower than the limit and not show in test report.

EUT	AX6000 8-Stream Wi-Fi 6 Router	Date of Test	2022-07-09
Factor	DRH18-E	Temp. / Humidity	25°C /65%
Polarity	Vertical	Site / Test Engineer	AC2 / Ares
Test Mode	802.11ax-40MHz_TX_Band4_CH 159_ANT 0+1+2+3	Test Voltage	AC 120V/60Hz

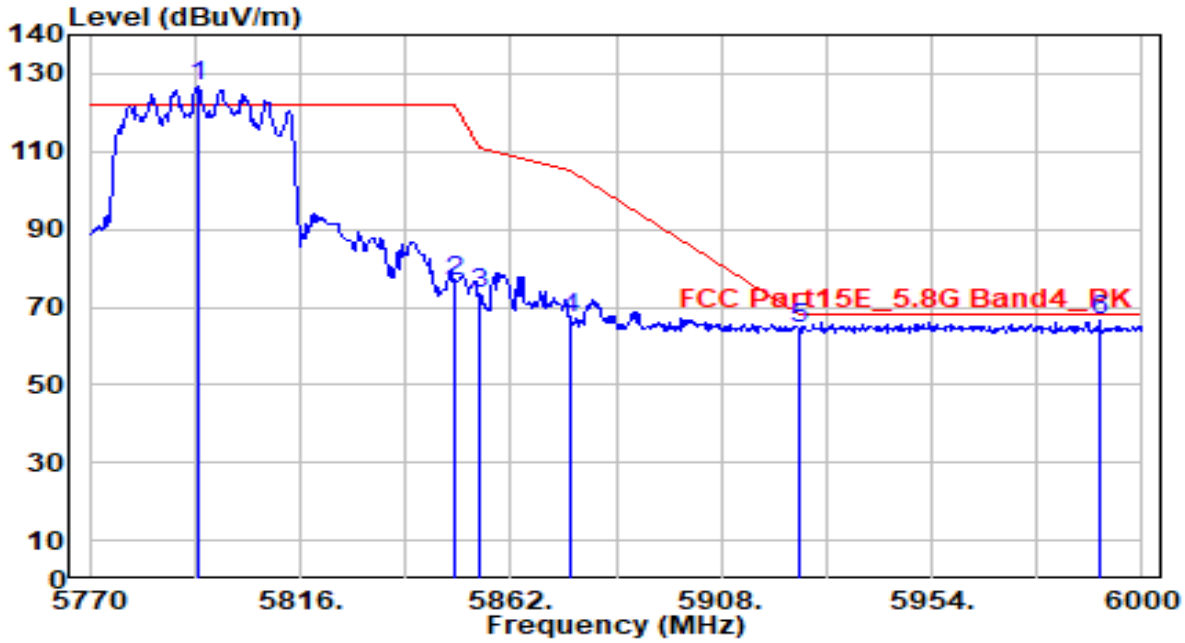

No		Frequency (MHz)	Reading (dBuV)	C.F (dB/m)	Measurement (dBuV/m)	Margin (dB)	Limit (dBuV/m)	Height (cm)	Angle (deg)	Remark (QP/PK/AV)
1		5793.690	124.75	2.17	126.92	N/A	N/A	170	75	Peak
2		5850.000	74.50	2.27	76.77	-45.43	122.20	170	75	Peak
3		5855.000	71.40	2.28	73.67	-37.13	110.80	170	75	Peak
4		5875.000	64.87	2.31	67.18	-38.02	105.20	170	75	Peak
5		5925.000	61.89	2.38	64.27	-3.93	68.20	170	75	Peak
6	*	5990.570	63.91	2.49	66.39	-1.81	68.20	170	75	Peak

Note:

1. " *", means this data is the worst emission level.
2. C.F (Correction Factor) = Antenna Factor (dB)+ Cable Loss (dB) – Preamplifier(dB) + 10dB Attenuation.
3. Measurement (dBuV/m) = Reading(dBuV) + C.F (Correction Factor).
4. The emission levels of other frequencies are very lower than the limit and not show in test report.

EUT	AX6000 8-Stream Wi-Fi 6 Router	Date of Test	2022-07-26
Factor	DRH18-E	Temp. / Humidity	25°C /65%
Polarity	Horizontal	Site / Test Engineer	AC2 / Ares
Test Mode	802.11ax-80MHz_TX_Band1_CH 42_ANT 0+1+2+3	Test Voltage	AC 120V/60Hz

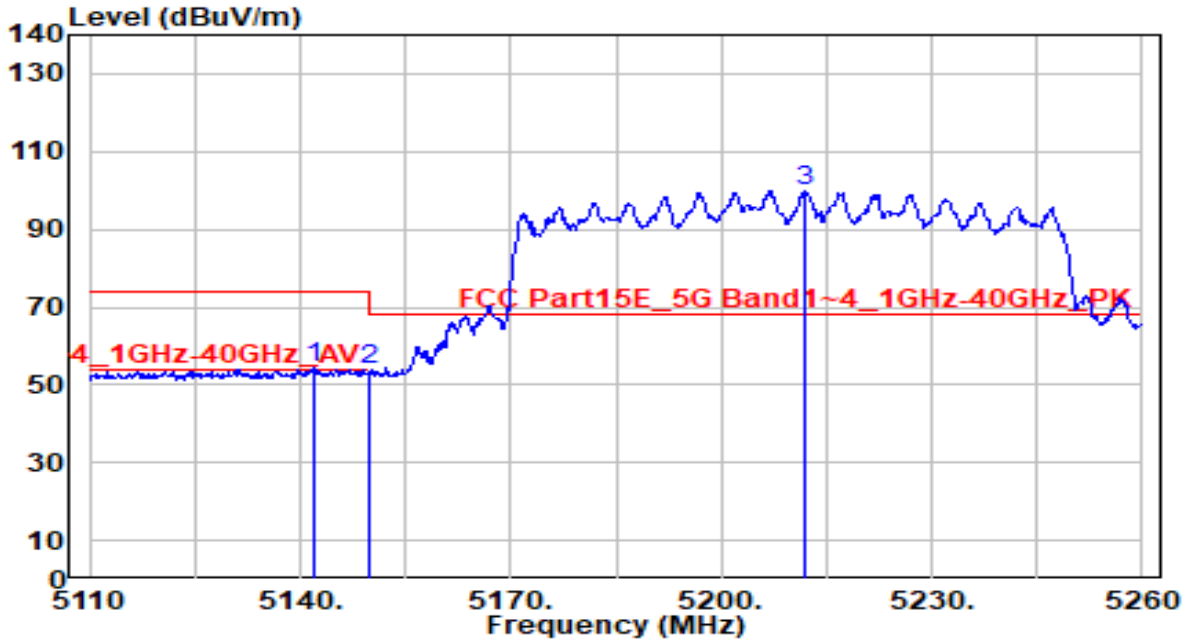

No		Frequency (MHz)	Reading (dBuV)	C.F (dB/m)	Measurement (dBuV/m)	Margin (dB)	Limit (dBuV/m)	Height (cm)	Angle (deg)	Remark (QP/PK/AV)
1	*	5141.950	53.69	0.79	54.48	-19.52	74.00	110	335	Peak
2		5150.000	52.98	0.80	53.78	-20.22	74.00	110	335	Peak
3		5212.000	99.03	0.84	99.87	N/A	N/A	110	335	Peak

Note:

1. " *", means this data is the worst emission level.
2. C.F (Correction Factor) = Antenna Factor (dB)+ Cable Loss (dB) – Preamplifier(dB) + 10dB Attenuation.
3. Measurement (dBuV/m) = Reading(dBuV) + C.F (Correction Factor).
4. The emission levels of other frequencies are very lower than the limit and not show in test report.

EUT	AX6000 8-Stream Wi-Fi 6 Router	Date of Test	2022-07-26
Factor	DRH18-E	Temp. / Humidity	25°C /65%
Polarity	Horizontal	Site / Test Engineer	AC2 / Ares
Test Mode	802.11ax-80MHz_TX_Band1_CH 42_ANT 0+1+2+3	Test Voltage	AC 120V/60Hz

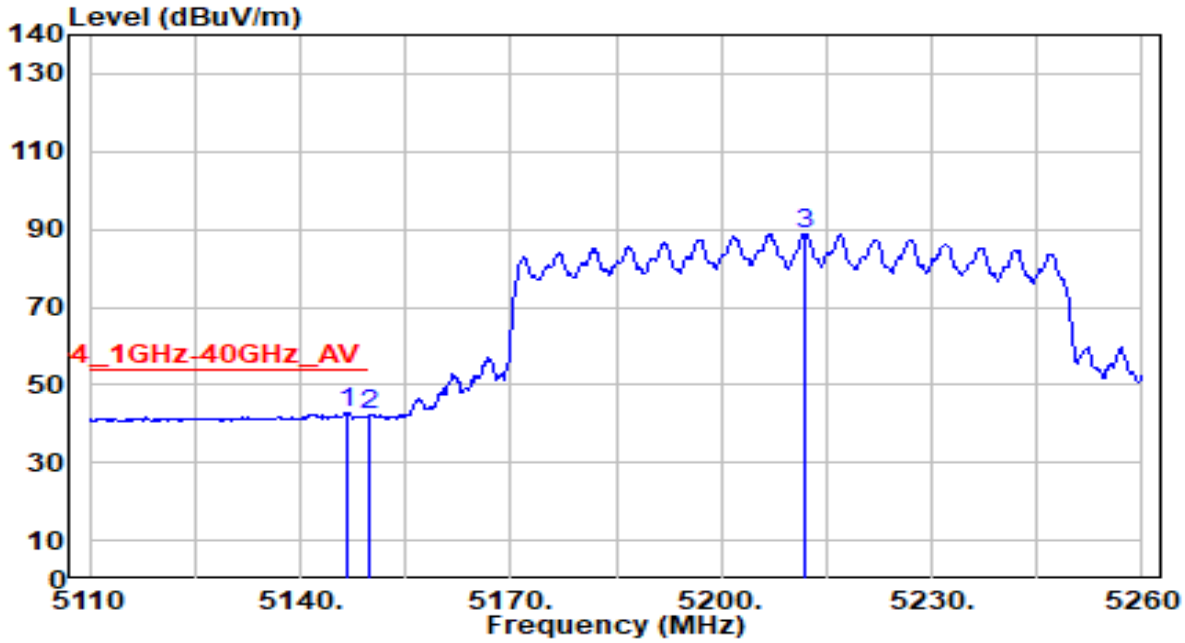

No		Frequency (MHz)	Reading (dBuV)	C.F (dB/m)	Measurement (dBuV/m)	Margin (dB)	Limit (dBuV/m)	Height (cm)	Angle (deg)	Remark (QP/PK/AV)
1	*	5146.600	42.05	0.79	42.84	-11.16	54.00	110	335	Average
2		5150.000	41.73	0.80	42.53	-11.47	54.00	110	335	Average
3		5212.000	88.04	0.84	88.87	N/A	N/A	110	335	Average

Note:

1. " *", means this data is the worst emission level.
2. C.F (Correction Factor) = Antenna Factor (dB)+ Cable Loss (dB) – Preamplifier(dB) + 10dB Attenuation.
3. Measurement (dBuV/m) = Reading(dBuV) + C.F (Correction Factor).
4. The emission levels of other frequencies are very lower than the limit and not show in test report.

EUT	AX6000 8-Stream Wi-Fi 6 Router	Date of Test	2022-07-26
Factor	DRH18-E	Temp. / Humidity	25°C /65%
Polarity	Vertical	Site / Test Engineer	AC2 / Ares
Test Mode	802.11ax-80MHz_TX_Band1_CH 42_ANT 0+1+2+3	Test Voltage	AC 120V/60Hz

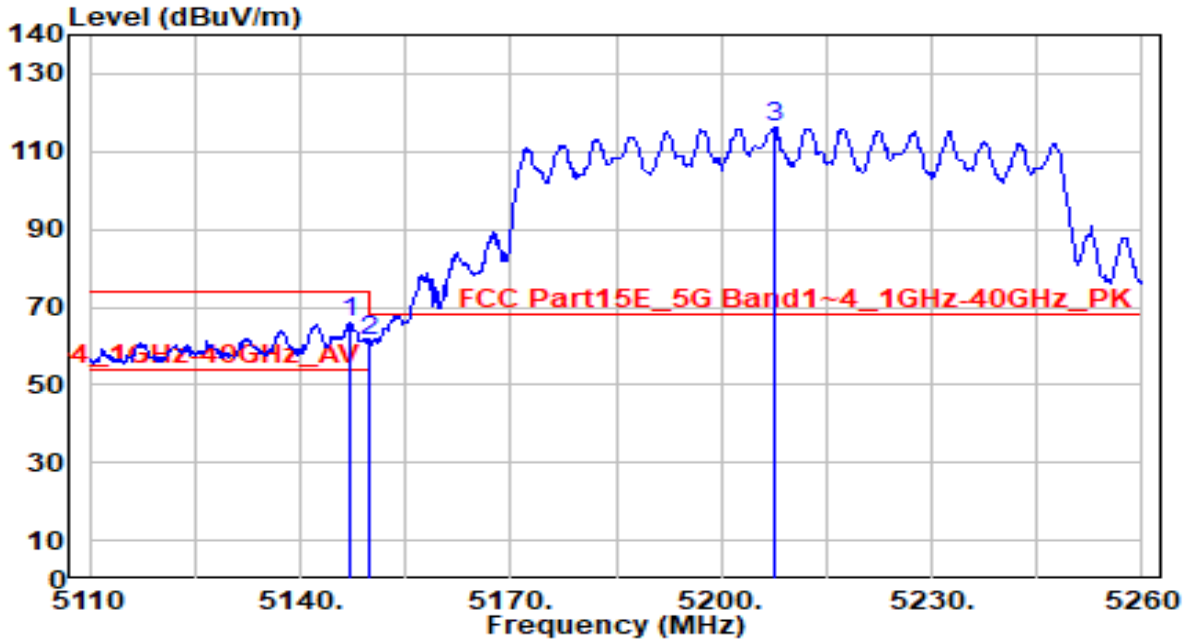

No		Frequency (MHz)	Reading (dBuV)	C.F (dB/m)	Measurement (dBuV/m)	Margin (dB)	Limit (dBuV/m)	Height (cm)	Angle (deg)	Remark (QP/PK/AV)
1	*	5147.200	65.07	0.79	65.86	-8.14	74.00	135	345	Peak
2		5150.000	60.47	0.80	61.27	-12.73	74.00	135	345	Peak
3		5207.500	115.43	0.84	116.27	N/A	N/A	135	345	Peak

Note:

1. " *", means this data is the worst emission level.
2. C.F (Correction Factor) = Antenna Factor (dB)+ Cable Loss (dB) – Preamplifier(dB) + 10dB Attenuation.
3. Measurement (dBuV/m) = Reading(dBuV) + C.F (Correction Factor).
4. The emission levels of other frequencies are very lower than the limit and not show in test report.

EUT	AX6000 8-Stream Wi-Fi 6 Router	Date of Test	2022-07-26
Factor	DRH18-E	Temp. / Humidity	25°C /65%
Polarity	Vertical	Site / Test Engineer	AC2 / Ares
Test Mode	802.11ax-80MHz_TX_Band1_CH 42_ANT 0+1+2+3	Test Voltage	AC 120V/60Hz

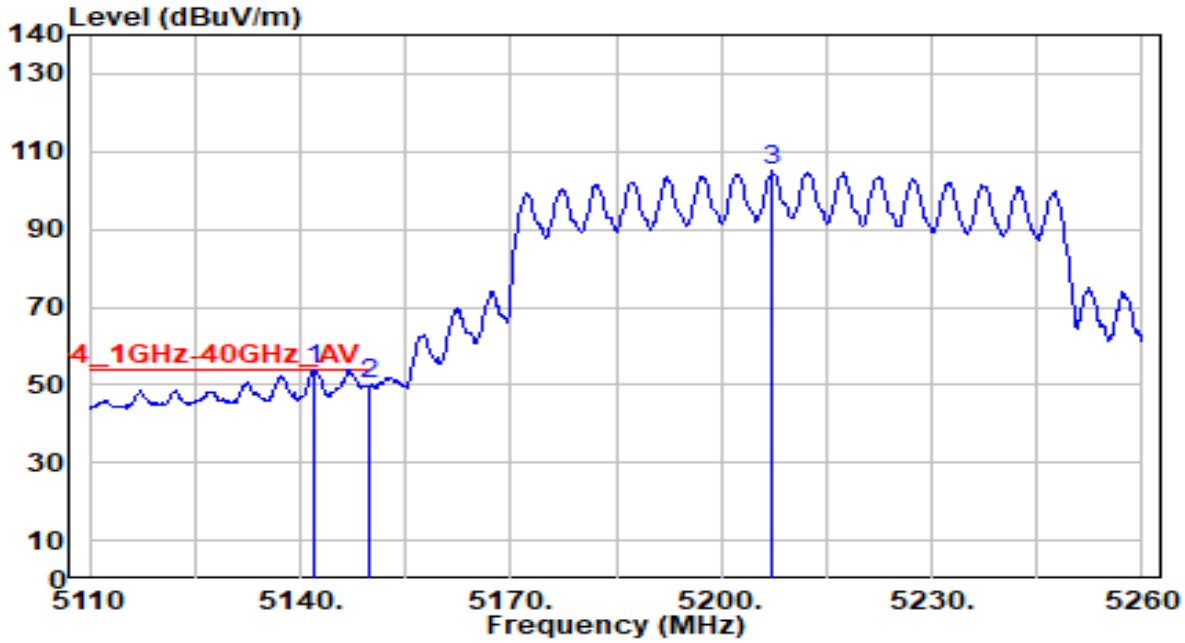

No		Frequency (MHz)	Reading (dBuV)	C.F (dB/m)	Measurement (dBuV/m)	Margin (dB)	Limit (dBuV/m)	Height (cm)	Angle (deg)	Remark (QP/PK/AV)
1	*	5141.800	53.11	0.79	53.90	-0.10	54.00	135	345	Average
2		5150.000	49.18	0.80	49.98	-4.02	54.00	135	345	Average
3		5207.350	104.31	0.85	105.15	N/A	N/A	135	345	Average

Note:

1. " *", means this data is the worst emission level.
2. C.F (Correction Factor) = Antenna Factor (dB)+ Cable Loss (dB) – Preamplifier(dB) + 10dB Attenuation.
3. Measurement (dBuV/m) = Reading(dBuV) + C.F (Correction Factor).
4. The emission levels of other frequencies are very lower than the limit and not show in test report.

EUT	AX6000 8-Stream Wi-Fi 6 Router	Date of Test	2022-07-26
Factor	DRH18-E	Temp. / Humidity	25°C /65%
Polarity	Horizontal	Site / Test Engineer	AC2 / Ares
Test Mode	802.11ax-80MHz_TX_Band2_CH 58_ANT 0+1+2+3	Test Voltage	AC 120V/60Hz

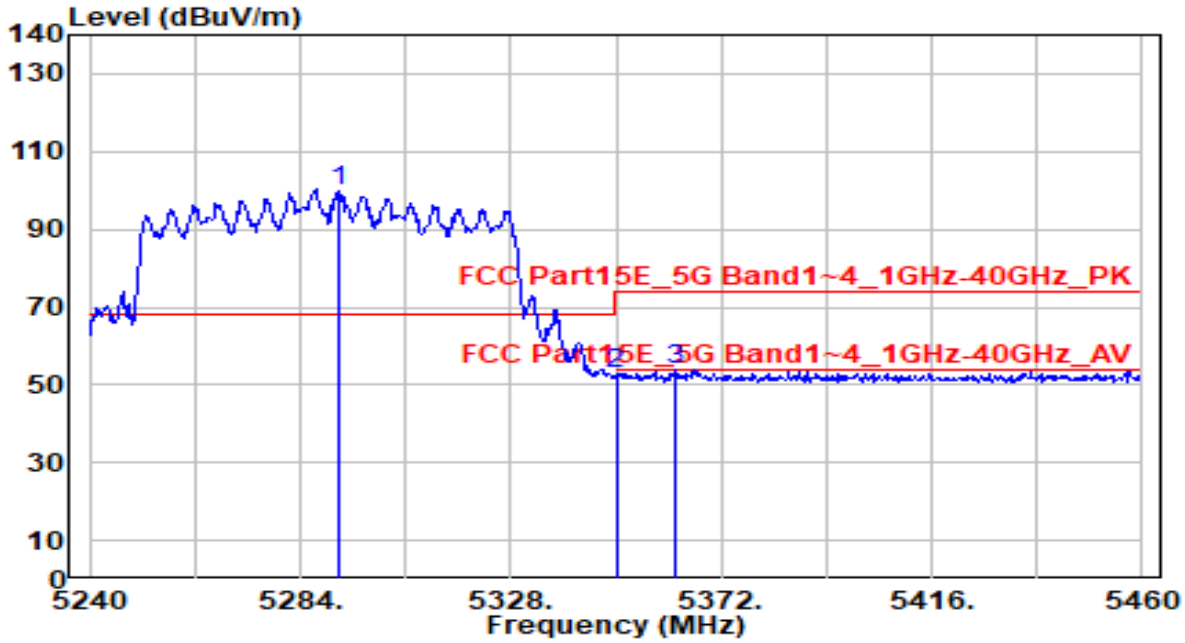

No		Frequency (MHz)	Reading (dBuV)	C.F (dB/m)	Measurement (dBuV/m)	Margin (dB)	Limit (dBuV/m)	Height (cm)	Angle (deg)	Remark (QP/PK/AV)
1		5292.360	99.19	0.70	99.89	N/A	N/A	120	335	Peak
2		5350.000	52.00	0.59	52.60	-21.40	74.00	120	335	Peak
3	*	5362.540	53.18	0.57	53.75	-20.25	74.00	120	335	Peak

Note:

1. " *", means this data is the worst emission level.
2. C.F (Correction Factor) = Antenna Factor (dB)+ Cable Loss (dB) – Preamplifier(dB) + 10dB Attenuation.
3. Measurement (dBuV/m) = Reading(dBuV) + C.F (Correction Factor).
4. The emission levels of other frequencies are very lower than the limit and not show in test report.

EUT	AX6000 8-Stream Wi-Fi 6 Router	Date of Test	2022-07-26
Factor	DRH18-E	Temp. / Humidity	25°C /65%
Polarity	Horizontal	Site / Test Engineer	AC2 / Ares
Test Mode	802.11ax-80MHz_TX_Band2_CH 58_ANT 0+1+2+3	Test Voltage	AC 120V/60Hz

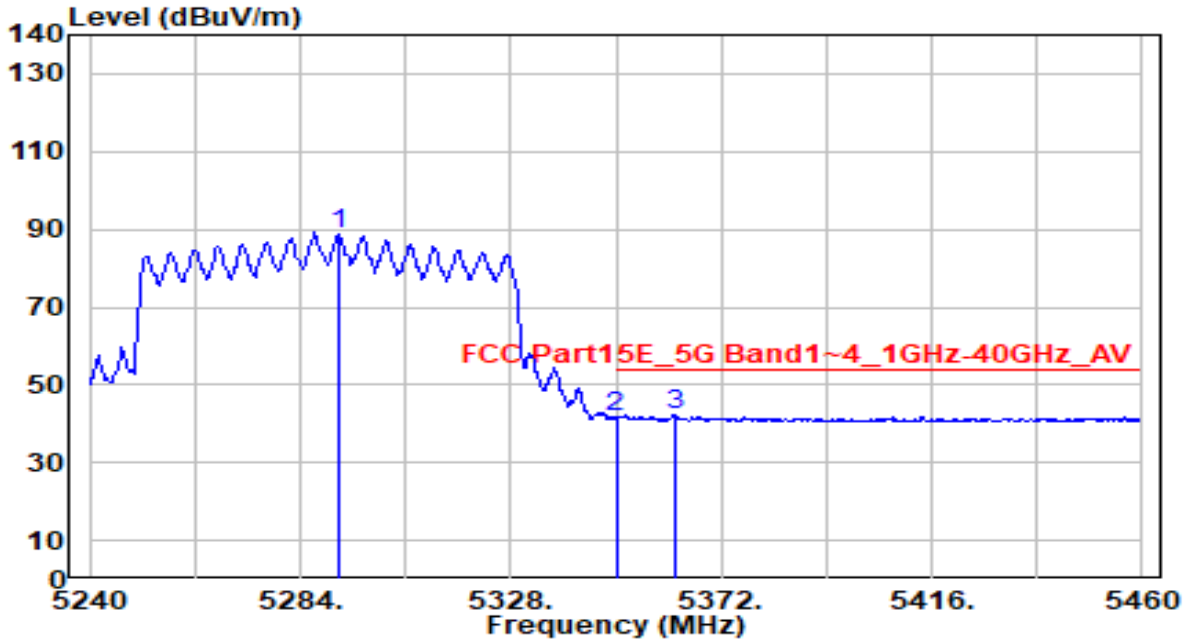

No		Frequency (MHz)	Reading (dBuV)	C.F (dB/m)	Measurement (dBuV/m)	Margin (dB)	Limit (dBuV/m)	Height (cm)	Angle (deg)	Remark (QP/PK/AV)
1		5291.920	88.29	0.70	88.99	N/A	N/A	120	335	Average
2		5350.000	41.12	0.59	41.72	-12.28	54.00	120	335	Average
3	*	5362.320	41.62	0.57	42.20	-11.80	54.00	120	335	Average

Note:

1. " *", means this data is the worst emission level.
2. C.F (Correction Factor) = Antenna Factor (dB)+ Cable Loss (dB) – Preamplifier(dB) + 10dB Attenuation.
3. Measurement (dBuV/m) = Reading(dBuV) + C.F (Correction Factor).
4. The emission levels of other frequencies are very lower than the limit and not show in test report.

EUT	AX6000 8-Stream Wi-Fi 6 Router	Date of Test	2022-07-26
Factor	DRH18-E	Temp. / Humidity	25°C /65%
Polarity	Vertical	Site / Test Engineer	AC2 / Ares
Test Mode	802.11ax-80MHz_TX_Band2_CH 58_ANT 0+1+2+3	Test Voltage	AC 120V/60Hz

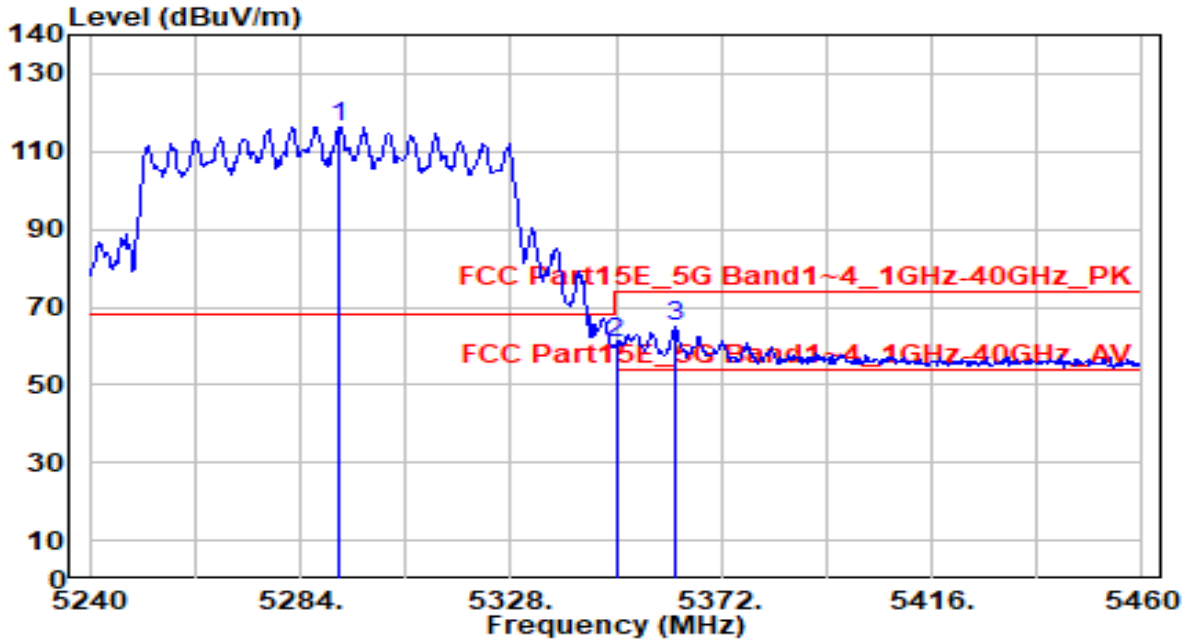

No		Frequency (MHz)	Reading (dBuV)	C.F (dB/m)	Measurement (dBuV/m)	Margin (dB)	Limit (dBuV/m)	Height (cm)	Angle (deg)	Remark (QP/PK/AV)
1		5292.360	115.58	0.70	116.27	N/A	N/A	130	345	Peak
2		5350.000	60.07	0.59	60.66	-13.34	74.00	130	345	Peak
3	*	5362.540	64.22	0.57	64.79	-9.21	74.00	130	345	Peak

Note:

1. " *", means this data is the worst emission level.
2. C.F (Correction Factor) = Antenna Factor (dB)+ Cable Loss (dB) – Preamplifier(dB) + 10dB Attenuation.
3. Measurement (dBuV/m) = Reading(dBuV) + C.F (Correction Factor).
4. The emission levels of other frequencies are very lower than the limit and not show in test report.

EUT	AX6000 8-Stream Wi-Fi 6 Router	Date of Test	2022-07-26
Factor	DRH18-E	Temp. / Humidity	25°C /65%
Polarity	Vertical	Site / Test Engineer	AC2 / Ares
Test Mode	802.11ax-80MHz_TX_Band2_CH 58_ANT 0+1+2+3	Test Voltage	AC 120V/60Hz

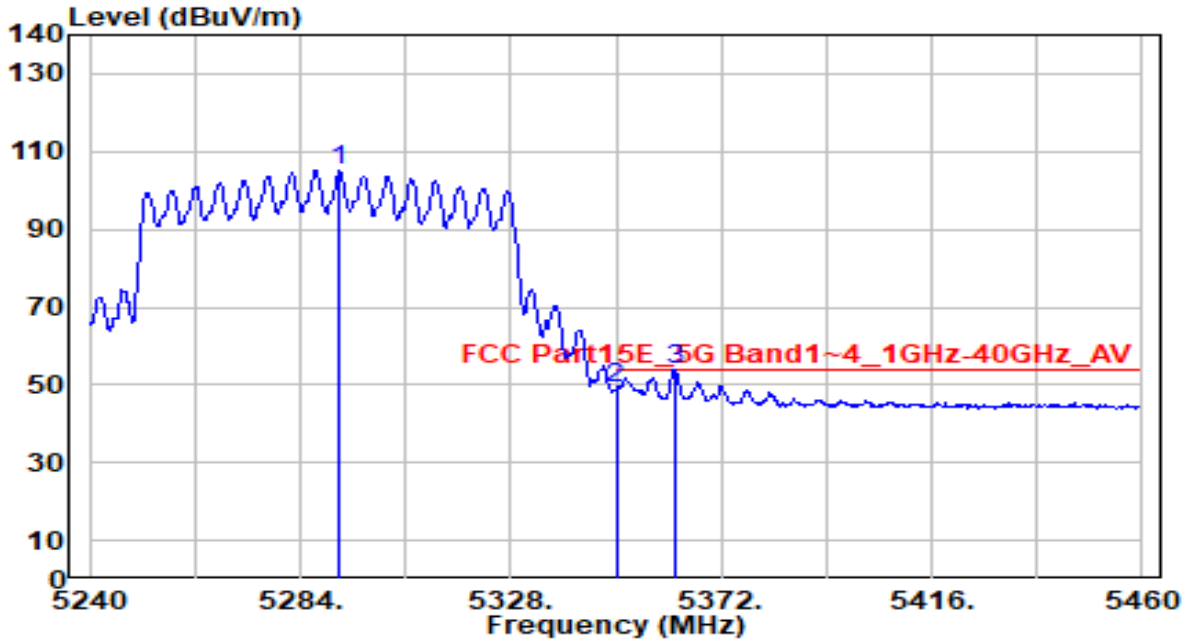

No		Frequency (MHz)	Reading (dBuV)	C.F (dB/m)	Measurement (dBuV/m)	Margin (dB)	Limit (dBuV/m)	Height (cm)	Angle (deg)	Remark (QP/PK/AV)
1		5292.140	104.39	0.70	105.09	N/A	N/A	130	345	Average
2		5350.000	48.78	0.59	49.37	-4.63	54.00	130	345	Average
3	*	5362.320	53.31	0.57	53.88	-0.12	54.00	130	345	Average

Note:

1. " *", means this data is the worst emission level.
2. C.F (Correction Factor) = Antenna Factor (dB)+ Cable Loss (dB) – Preamplifier(dB) + 10dB Attenuation.
3. Measurement (dBuV/m) = Reading(dBuV) + C.F (Correction Factor).
4. The emission levels of other frequencies are very lower than the limit and not show in test report.

EUT	AX6000 8-Stream Wi-Fi 6 Router	Date of Test	2022-07-20
Factor	DRH18-E	Temp. / Humidity	25°C /65%
Polarity	Horizontal	Site / Test Engineer	AC2 / Ares
Test Mode	802.11ax-80MHz_TX_Band3_CH 106_ANT 0+1+2+3	Test Voltage	AC 120V/60Hz

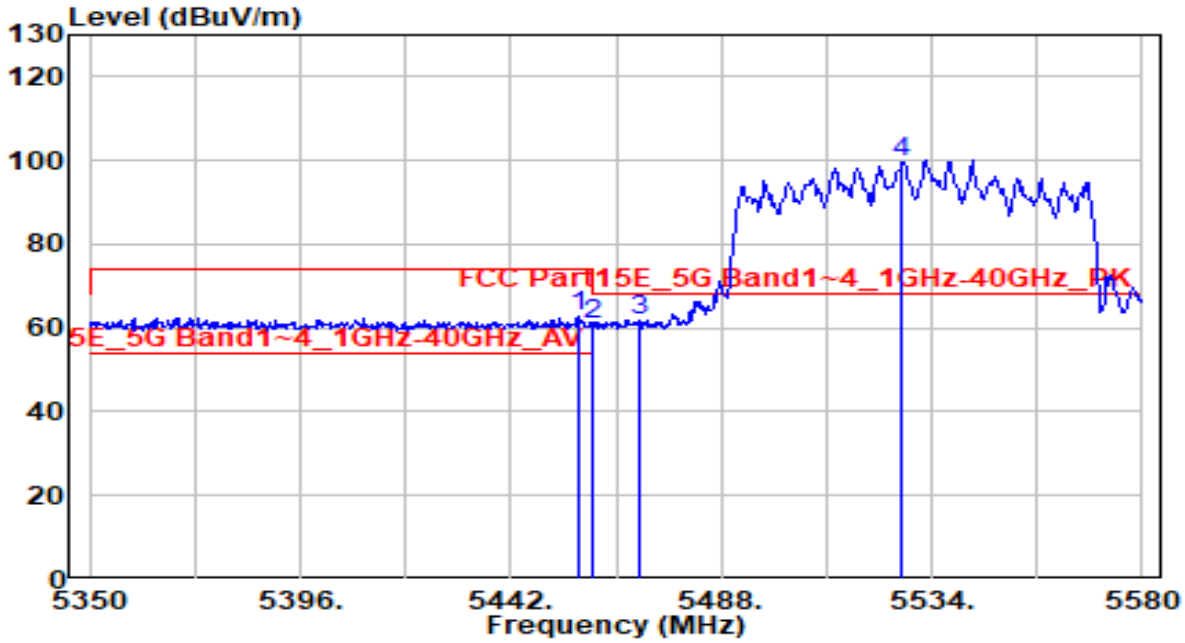

No		Frequency (MHz)	Reading (dBuV)	C.F (dB/m)	Measurement (dBuV/m)	Margin (dB)	Limit (dBuV/m)	Height (cm)	Angle (deg)	Remark (QP/PK/AV)
1		5456.720	61.93	0.75	62.68	-11.32	74.00	100	340	Peak
2		5460.000	59.89	0.76	60.65	-13.35	74.00	100	340	Peak
3	*	5470.000	60.79	0.80	61.59	-6.61	68.20	100	340	Peak
4		5527.560	98.75	1.06	99.80	N/A	N/A	100	340	Peak

Note:

1. " *", means this data is the worst emission level.
2. C.F (Correction Factor) = Antenna Factor (dB)+ Cable Loss (dB) – Preamplifier(dB) + 10dB Attenuation.
3. Measurement (dBuV/m) = Reading(dBuV) + C.F (Correction Factor).
4. The emission levels of other frequencies are very lower than the limit and not show in test report.

EUT	AX6000 8-Stream Wi-Fi 6 Router	Date of Test	2022-07-20
Factor	DRH18-E	Temp. / Humidity	25°C /65%
Polarity	Horizontal	Site / Test Engineer	AC2 / Ares
Test Mode	802.11ax-80MHz_TX_Band3_CH 106_ANT 0+1+2+3	Test Voltage	AC 120V/60Hz

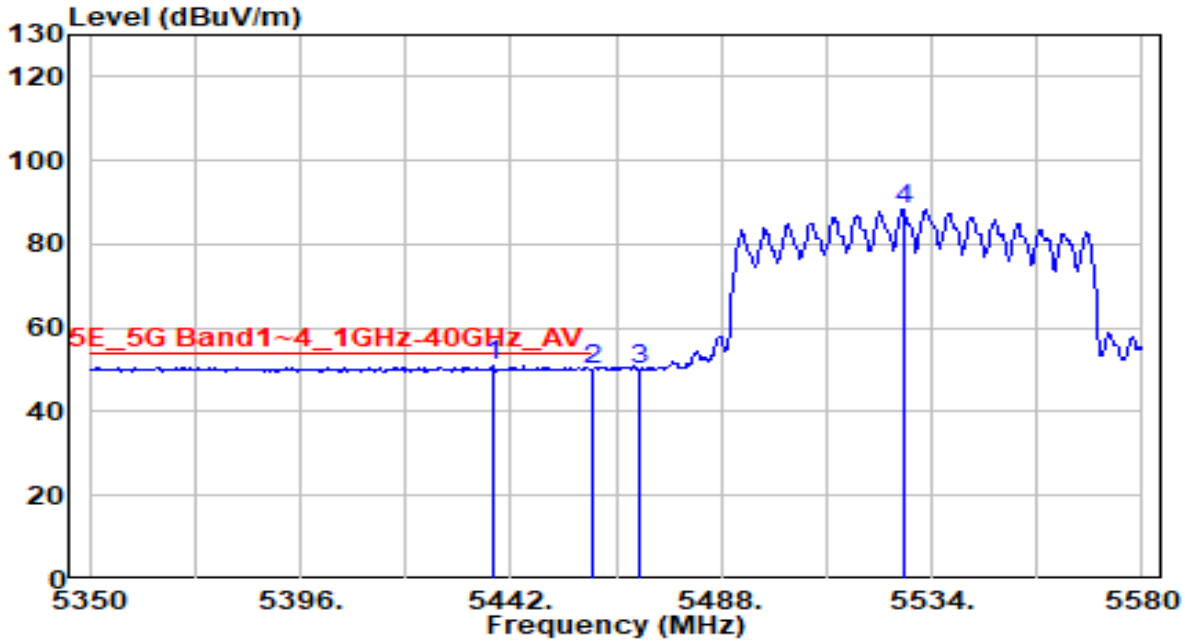

No		Frequency (MHz)	Reading (dBuV)	C.F (dB/m)	Measurement (dBuV/m)	Margin (dB)	Limit (dBuV/m)	Height (cm)	Angle (deg)	Remark (QP/PK/AV)
1	*	5438.090	50.18	0.67	50.85	-3.15	54.00	100	340	Average
2		5460.000	49.25	0.76	50.01	-3.99	54.00	100	340	Average
3		5470.000	49.37	0.80	50.18	N/A	N/A	100	340	Average
4		5527.790	87.48	1.06	88.54	N/A	N/A	100	340	Average

Note:

1. " *", means this data is the worst emission level.
2. C.F (Correction Factor) = Antenna Factor (dB)+ Cable Loss (dB) – Preamplifier(dB) + 10dB Attenuation.
3. Measurement (dBuV/m) = Reading(dBuV) + C.F (Correction Factor).
4. The emission levels of other frequencies are very lower than the limit and not show in test report.

EUT	AX6000 8-Stream Wi-Fi 6 Router	Date of Test	2022-07-20
Factor	DRH18-E	Temp. / Humidity	25°C /65%
Polarity	Vertical	Site / Test Engineer	AC2 / Ares
Test Mode	802.11ax-80MHz_TX_Band3_CH 106_ANT 0+1+2+3	Test Voltage	AC 120V/60Hz

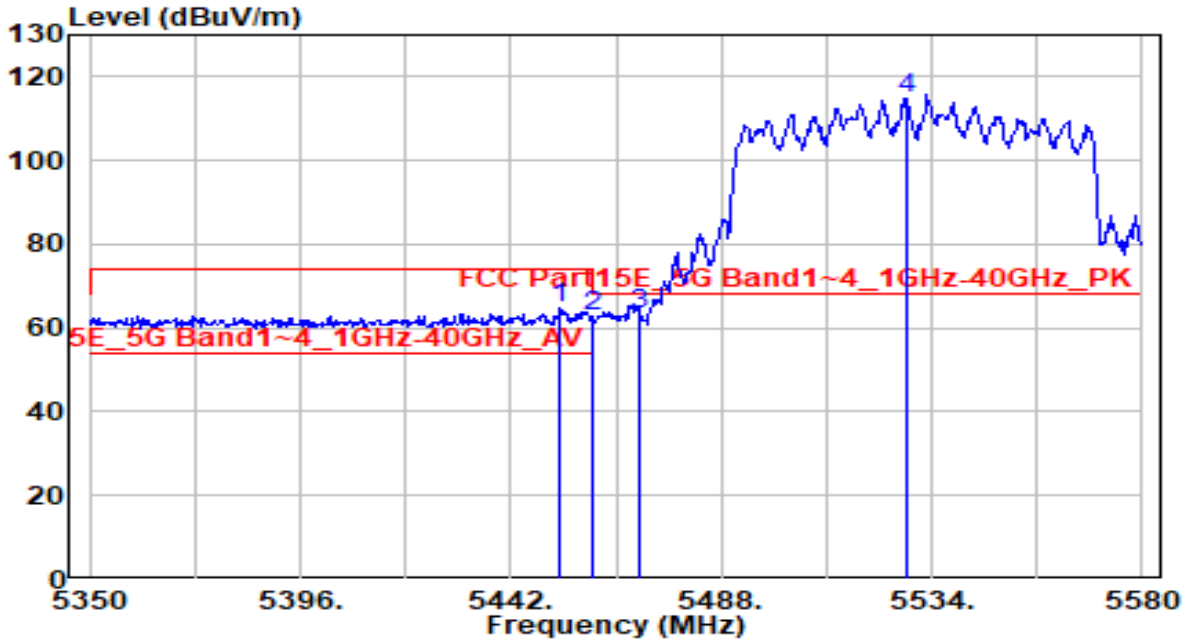

No		Frequency (MHz)	Reading (dBuV)	C.F (dB/m)	Measurement (dBuV/m)	Margin (dB)	Limit (dBuV/m)	Height (cm)	Angle (deg)	Remark (QP/PK/AV)
1		5452.810	63.79	0.73	64.52	-9.48	74.00	160	345	Peak
2		5460.000	62.12	0.76	62.88	-11.12	74.00	160	345	Peak
3	*	5470.000	62.30	0.80	63.11	-5.09	68.20	160	345	Peak
4		5528.480	113.84	1.06	114.90	N/A	N/A	160	345	Peak

Note:

1. " *", means this data is the worst emission level.
2. C.F (Correction Factor) = Antenna Factor (dB)+ Cable Loss (dB) – Preamplifier(dB) + 10dB Attenuation.
3. Measurement (dBuV/m) = Reading(dBuV) + C.F (Correction Factor).
4. The emission levels of other frequencies are very lower than the limit and not show in test report.

EUT	AX6000 8-Stream Wi-Fi 6 Router	Date of Test	2022-07-20
Factor	DRH18-E	Temp. / Humidity	25°C /65%
Polarity	Vertical	Site / Test Engineer	AC2 / Ares
Test Mode	802.11ax-80MHz_TX_Band3_CH 106_ANT 0+1+2+3	Test Voltage	AC 120V/60Hz

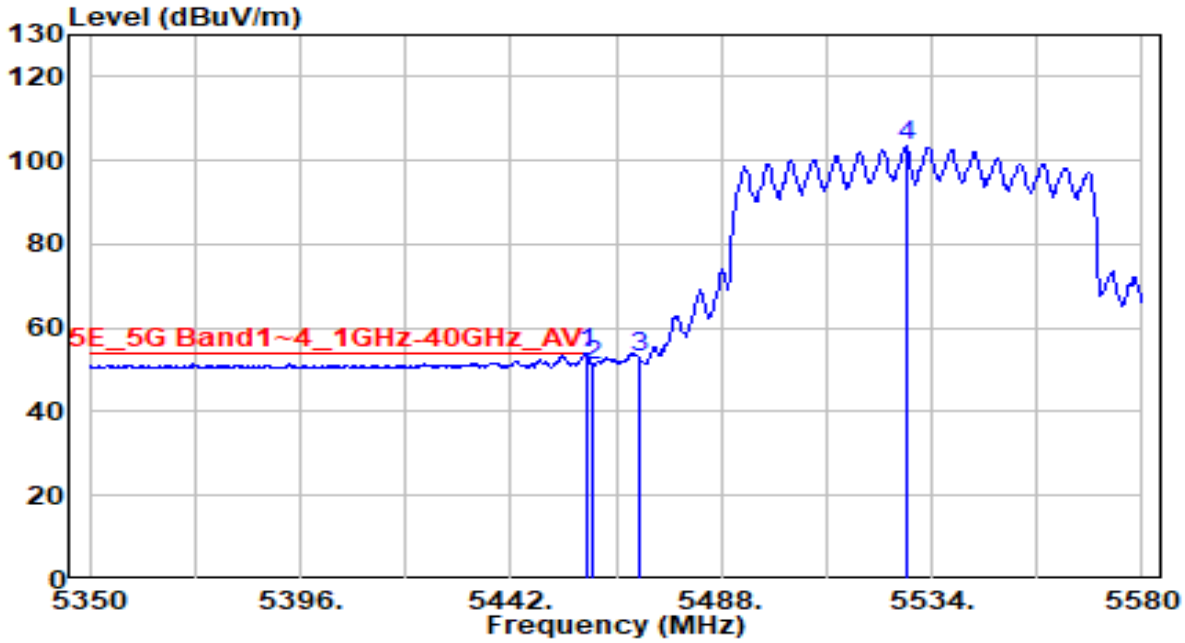

No		Frequency (MHz)	Reading (dBuV)	C.F (dB/m)	Measurement (dBuV/m)	Margin (dB)	Limit (dBuV/m)	Height (cm)	Angle (deg)	Remark (QP/PK/AV)
1	*	5458.560	53.13	0.75	53.89	-0.11	54.00	160	345	Average
2		5460.000	50.47	0.76	51.23	-2.77	54.00	160	345	Average
3		5470.000	52.05	0.80	52.85	N/A	N/A	160	345	Average
4		5528.480	102.30	1.06	103.36	N/A	N/A	160	345	Average

Note:

1. " *", means this data is the worst emission level.
2. C.F (Correction Factor) = Antenna Factor (dB)+ Cable Loss (dB) – Preamplifier(dB) + 10dB Attenuation.
3. Measurement (dBuV/m) = Reading(dBuV) + C.F (Correction Factor).
4. The emission levels of other frequencies are very lower than the limit and not show in test report.

EUT	AX6000 8-Stream Wi-Fi 6 Router	Date of Test	2022-07-09
Factor	DRH18-E	Temp. / Humidity	25°C /65%
Polarity	Horizontal	Site / Test Engineer	AC2 / Ares
Test Mode	802.11ax-80MHz_TX_Band4_CH 155_ANT 0+1+2+3	Test Voltage	AC 120V/60Hz

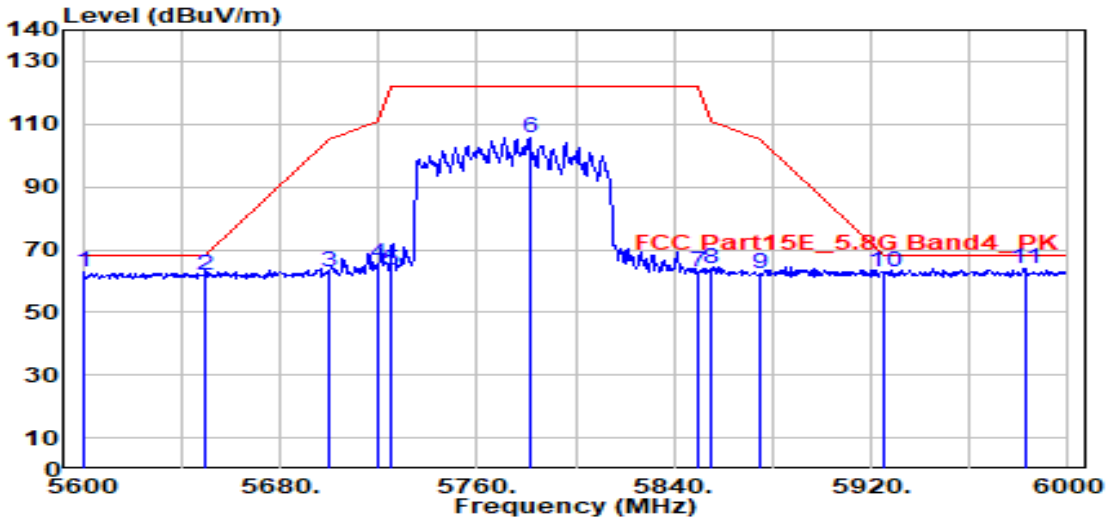

No		Frequency (MHz)	Reading (dBuV)	C.F (dB/m)	Measurement (dBuV/m)	Margin (dB)	Limit (dBuV/m)	Height (cm)	Angle (deg)	Remark (QP/PK/AV)
1		5600.400	61.43	1.39	62.81	-5.39	68.20	100	195	Peak
2		5650.000	60.41	1.59	62.00	-6.20	68.20	100	195	Peak
3		5700.000	60.90	1.79	62.69	-42.51	105.20	100	195	Peak
4		5720.000	63.83	1.87	65.70	-45.10	110.80	100	195	Peak
5		5725.000	61.71	1.89	63.60	-58.60	122.20	100	195	Peak
6		5781.200	103.52	2.12	105.64	N/A	N/A	100	195	Peak
7		5850.000	60.82	2.27	63.08	-59.12	122.20	100	195	Peak
8		5855.000	61.71	2.28	63.99	-46.81	110.80	100	195	Peak
9		5875.000	60.23	2.31	62.53	-42.67	105.20	100	195	Peak
10		5925.000	60.23	2.38	62.61	-5.59	68.20	100	195	Peak
11	*	5982.400	61.43	2.47	63.90	-4.30	68.20	100	195	Peak

Note:

1. " *", means this data is the worst emission level.
2. C.F (Correction Factor) = Antenna Factor (dB)+ Cable Loss (dB) – Preamplifier(dB) + 10dB Attenuation.
3. Measurement (dBuV/m) = Reading(dBuV) + C.F (Correction Factor).
4. The emission levels of other frequencies are very lower than the limit and not show in test report.

EUT	AX6000 8-Stream Wi-Fi 6 Router	Date of Test	2022-07-09
Factor	DRH18-E	Temp. / Humidity	25°C /65%
Polarity	Vertical	Site / Test Engineer	AC2 / Ares
Test Mode	802.11ax-80MHz_TX_Band4_CH 155_ANT 0+1+2+3	Test Voltage	AC 120V/60Hz

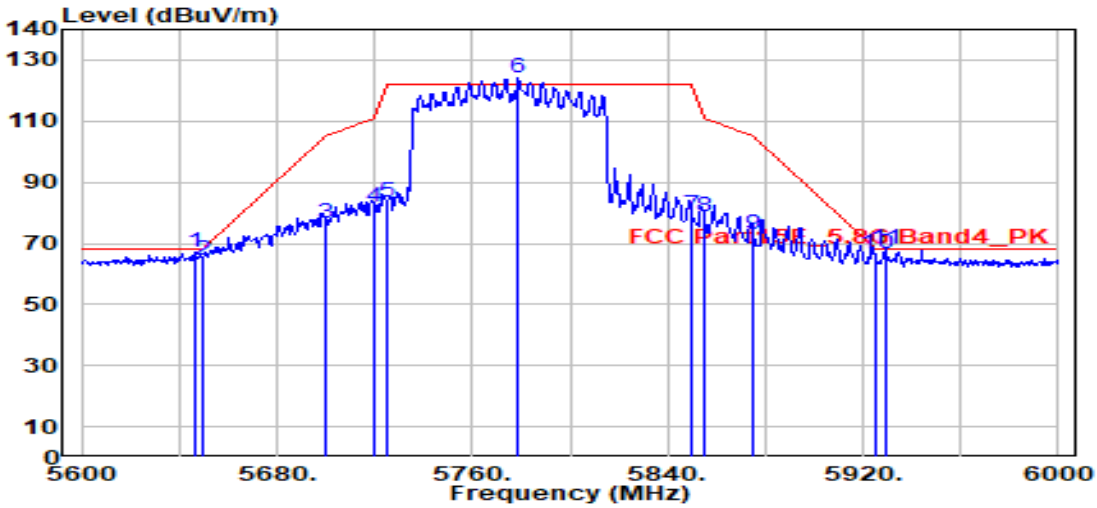

No		Frequency (MHz)	Reading (dBuV)	C.F (dB/m)	Measurement (dBuV/m)	Margin (dB)	Limit (dBuV/m)	Height (cm)	Angle (deg)	Remark (QP/PK/AV)
1		5646.400	65.57	1.57	67.14	-1.06	68.20	170	75	Peak
2		5650.000	63.02	1.59	64.60	-3.60	68.20	170	75	Peak
3		5700.000	75.03	1.79	76.82	-28.38	105.20	170	75	Peak
4		5720.000	79.97	1.87	81.83	-28.97	110.80	170	75	Peak
5		5725.000	81.81	1.89	83.69	-38.51	122.20	170	75	Peak
6		5778.800	122.07	2.11	124.18	N/A	N/A	170	75	Peak
7		5850.000	76.89	2.27	79.16	-43.04	122.20	170	75	Peak
8		5855.000	76.35	2.28	78.62	-32.18	110.80	170	75	Peak
9		5875.000	70.54	2.31	72.85	-32.35	105.20	170	75	Peak
10		5925.000	64.12	2.38	66.50	-1.70	68.20	170	75	Peak
11	*	5929.200	65.54	2.39	67.93	-0.27	68.20	170	75	Peak

Note:

1. " *", means this data is the worst emission level.
2. C.F (Correction Factor) = Antenna Factor (dB)+ Cable Loss (dB) – Preamplifier(dB) + 10dB Attenuation.
3. Measurement (dBuV/m) = Reading(dBuV) + C.F (Correction Factor).
4. The emission levels of other frequencies are very lower than the limit and not show in test report.

EUT	AX6000 8-Stream Wi-Fi 6 Router	Date of Test	2022-07-26
Factor	DRH18-E	Temp. / Humidity	25°C /65%
Polarity	Horizontal	Site / Test Engineer	AC2 / Ares
Test Mode	802.11ax-160MHz_TX_Band1,2_CH 50_ANT 0+1+2+3	Test Voltage	AC 120V/60Hz

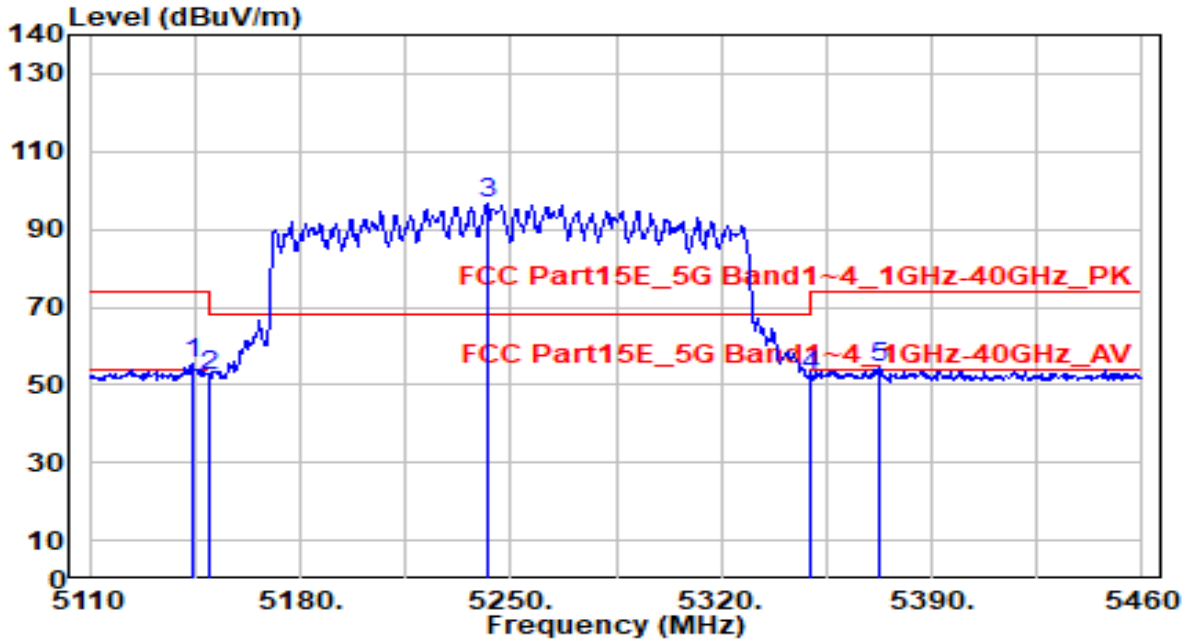

No		Frequency (MHz)	Reading (dBuV)	C.F (dB/m)	Measurement (dBuV/m)	Margin (dB)	Limit (dBuV/m)	Height (cm)	Angle (deg)	Remark (QP/PK/AV)
1	*	5143.950	54.43	0.79	55.22	-18.78	74.00	110	335	Peak
2		5150.000	51.68	0.80	52.48	-21.52	74.00	110	335	Peak
3		5241.950	95.65	0.78	96.44	N/A	N/A	110	335	Peak
4		5350.000	51.66	0.59	52.25	-21.75	74.00	110	335	Peak
5		5372.850	53.82	0.55	54.37	-19.63	74.00	110	335	Peak

Note:

1. " *", means this data is the worst emission level.
2. C.F (Correction Factor) = Antenna Factor (dB)+ Cable Loss (dB) – Preamplifier(dB) + 10dB Attenuation.
3. Measurement (dBuV/m) = Reading(dBuV) + C.F (Correction Factor).
4. The emission levels of other frequencies are very lower than the limit and not show in test report.

EUT	AX6000 8-Stream Wi-Fi 6 Router	Date of Test	2022-07-26
Factor	DRH18-E	Temp. / Humidity	25°C /65%
Polarity	Horizontal	Site / Test Engineer	AC2 / Ares
Test Mode	802.11ax-160MHz_TX_Band1,2_CH 50_ANT 0+1+2+3	Test Voltage	AC 120V/60Hz

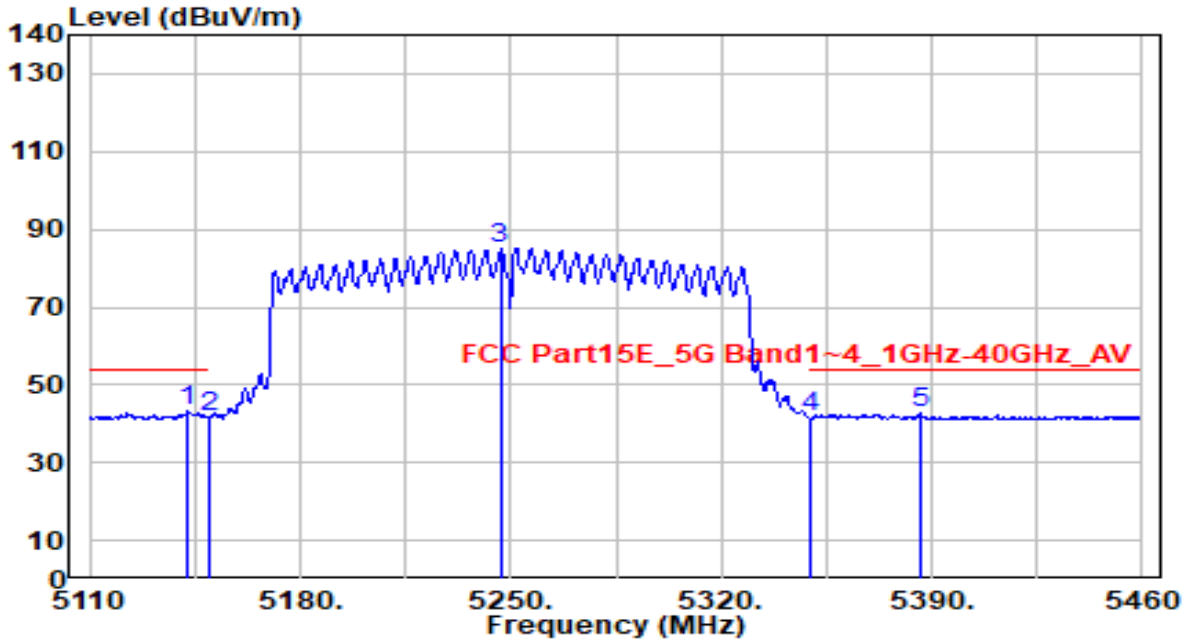

No		Frequency (MHz)	Reading (dBuV)	C.F (dB/m)	Measurement (dBuV/m)	Margin (dB)	Limit (dBuV/m)	Height (cm)	Angle (deg)	Remark (QP/PK/AV)
1	*	5142.550	42.64	0.79	43.43	-10.57	54.00	110	335	Average
2		5150.000	41.02	0.80	41.81	-12.19	54.00	110	335	Average
3		5246.500	84.39	0.78	85.17	N/A	N/A	110	335	Average
4		5350.000	41.10	0.59	41.69	-12.31	54.00	110	335	Average
5		5386.150	42.05	0.53	42.58	-11.42	54.00	110	335	Average

Note:

1. " *", means this data is the worst emission level.
2. C.F (Correction Factor) = Antenna Factor (dB)+ Cable Loss (dB) – Preamplifier(dB) + 10dB Attenuation.
3. Measurement (dBuV/m) = Reading(dBuV) + C.F (Correction Factor).
4. The emission levels of other frequencies are very lower than the limit and not show in test report.

EUT	AX6000 8-Stream Wi-Fi 6 Router	Date of Test	2022-07-26
Factor	DRH18-E	Temp. / Humidity	25°C /65%
Polarity	Vertical	Site / Test Engineer	AC2 / Ares
Test Mode	802.11ax-160MHz_TX_Band1,2_CH 50_ANT 0+1+2+3	Test Voltage	AC 120V/60Hz

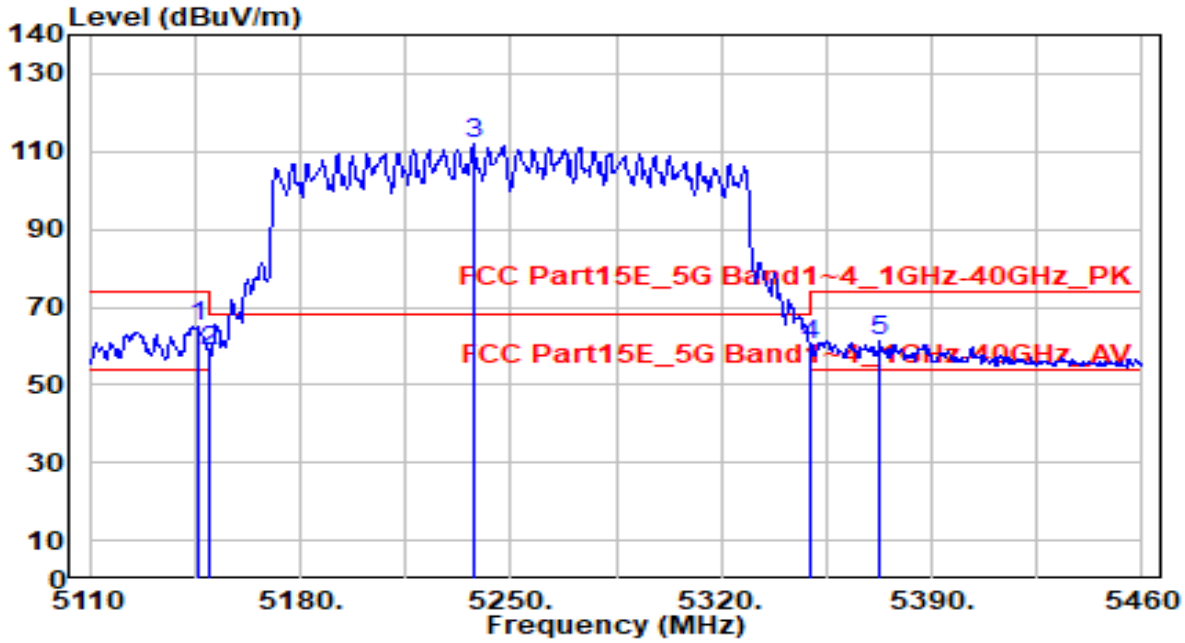

No		Frequency (MHz)	Reading (dBuV)	C.F (dB/m)	Measurement (dBuV/m)	Margin (dB)	Limit (dBuV/m)	Height (cm)	Angle (deg)	Remark (QP/PK/AV)
1	*	5146.050	64.25	0.79	65.05	-8.95	74.00	150	350	Peak
2		5150.000	57.78	0.80	58.57	-15.43	74.00	150	350	Peak
3		5237.400	111.13	0.79	111.92	N/A	N/A	150	350	Peak
4		5350.000	59.82	0.59	60.41	-13.59	74.00	150	350	Peak
5		5372.500	60.88	0.55	61.43	-12.57	74.00	150	350	Peak

Note:

1. " *", means this data is the worst emission level.
2. C.F (Correction Factor) = Antenna Factor (dB)+ Cable Loss (dB) – Preamplifier(dB) + 10dB Attenuation.
3. Measurement (dBuV/m) = Reading(dBuV) + C.F (Correction Factor).
4. The emission levels of other frequencies are very lower than the limit and not show in test report.

EUT	AX6000 8-Stream Wi-Fi 6 Router	Date of Test	2022-07-26
Factor	DRH18-E	Temp. / Humidity	25°C /65%
Polarity	Vertical	Site / Test Engineer	AC2 / Ares
Test Mode	802.11ax-160MHz_TX_Band1,2_CH 50_ANT 0+1+2+3	Test Voltage	AC 120V/60Hz

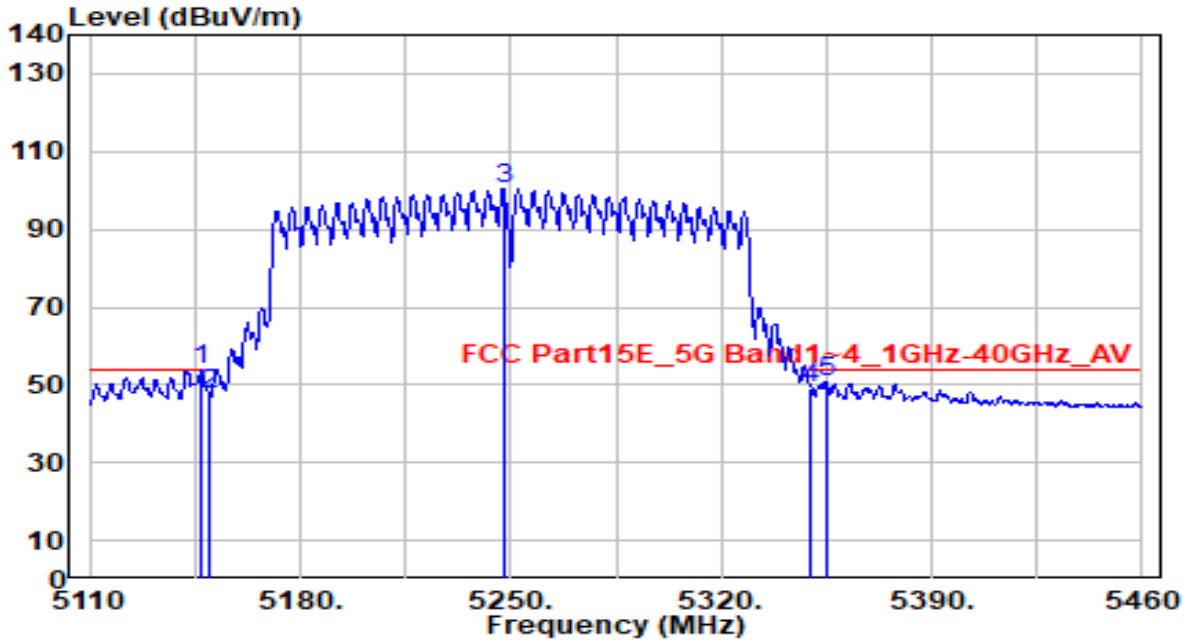

No		Frequency (MHz)	Reading (dBuV)	C.F (dB/m)	Measurement (dBuV/m)	Margin (dB)	Limit (dBuV/m)	Height (cm)	Angle (deg)	Remark (QP/PK/AV)
1	*	5147.100	53.04	0.79	53.83	-0.17	54.00	150	350	Average
2		5150.000	46.99	0.80	47.79	-6.21	54.00	150	350	Average
3		5247.550	99.67	0.77	100.45	N/A	N/A	150	350	Average
4		5350.000	48.59	0.59	49.19	-4.81	54.00	150	350	Average
5		5355.000	50.38	0.59	50.96	-3.04	54.00	150	350	Average

Note:

1. " *", means this data is the worst emission level.
2. C.F (Correction Factor) = Antenna Factor (dB)+ Cable Loss (dB) – Preamplifier(dB) + 10dB Attenuation.
3. Measurement (dBuV/m) = Reading(dBuV) + C.F (Correction Factor).
4. The emission levels of other frequencies are very lower than the limit and not show in test report.

EUT	AX6000 8-Stream Wi-Fi 6 Router	Date of Test	2022-07-26
Factor	DRH18-E	Temp. / Humidity	25°C /65%
Polarity	Horizontal	Site / Test Engineer	AC2 / Ares
Test Mode	802.11ax-160MHz_TX_Band3_CH 114_ANT 0+1+2+3	Test Voltage	AC 120V/60Hz

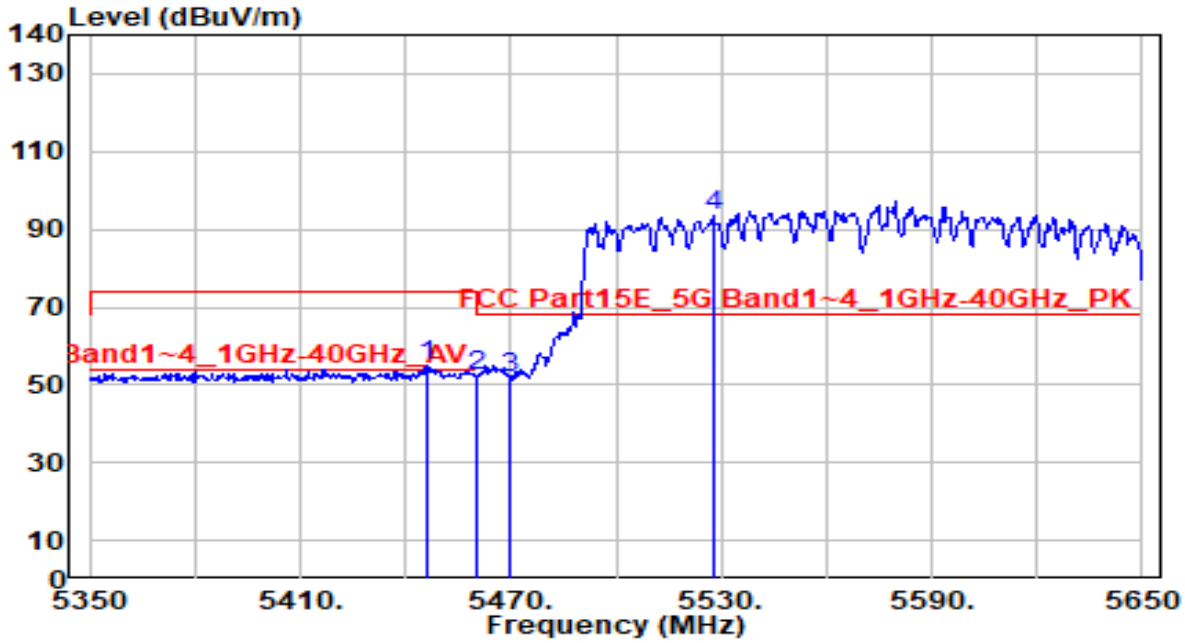

No		Frequency (MHz)	Reading (dBuV)	C.F (dB/m)	Measurement (dBuV/m)	Margin (dB)	Limit (dBuV/m)	Height (cm)	Angle (deg)	Remark (QP/PK/AV)
1		5446.000	54.44	0.70	55.14	-18.86	74.00	110	335	Peak
2		5460.000	51.46	0.76	52.22	-21.78	74.00	110	335	Peak
3	*	5470.000	50.96	0.80	51.77	-16.43	68.20	110	335	Peak
4		5527.600	92.45	1.06	93.50	N/A	N/A	110	335	Peak

Note:

1. " *", means this data is the worst emission level.
2. C.F (Correction Factor) = Antenna Factor (dB)+ Cable Loss (dB) – Preamplifier(dB) + 10dB Attenuation.
3. Measurement (dBuV/m) = Reading(dBuV) + C.F (Correction Factor).
4. The emission levels of other frequencies are very lower than the limit and not show in test report.

EUT	AX6000 8-Stream Wi-Fi 6 Router	Date of Test	2022-07-26
Factor	DRH18-E	Temp. / Humidity	25°C /65%
Polarity	Horizontal	Site / Test Engineer	AC2 / Ares
Test Mode	802.11ax-160MHz_TX_Band3_CH 114_ANT 0+1+2+3	Test Voltage	AC 120V/60Hz

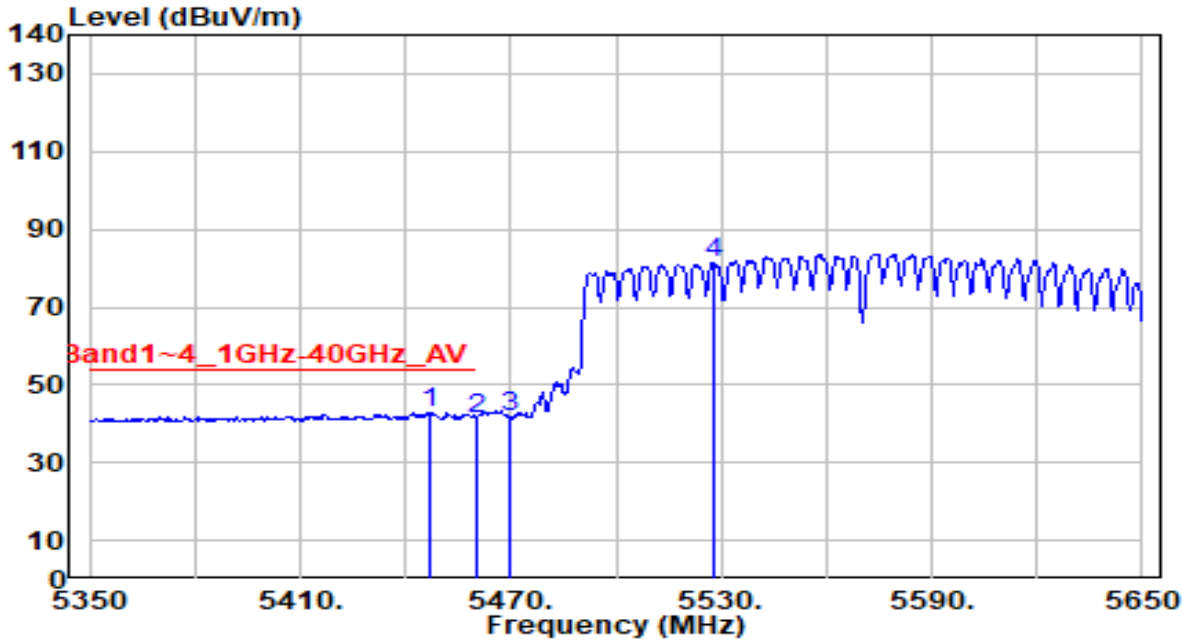

No		Frequency (MHz)	Reading (dBuV)	C.F (dB/m)	Measurement (dBuV/m)	Margin (dB)	Limit (dBuV/m)	Height (cm)	Angle (deg)	Remark (QP/PK/AV)
1	*	5447.200	42.08	0.71	42.79	-11.21	54.00	110	335	Average
2		5460.000	40.68	0.76	41.44	-12.56	54.00	110	335	Average
3		5470.000	40.71	0.80	41.52	N/A	N/A	110	335	Average
4		5527.600	80.49	1.06	81.55	N/A	N/A	110	335	Average

Note:

1. " *", means this data is the worst emission level.
2. C.F (Correction Factor) = Antenna Factor (dB)+ Cable Loss (dB) – Preamplifier(dB) + 10dB Attenuation.
3. Measurement (dBuV/m) = Reading(dBuV) + C.F (Correction Factor).
4. The emission levels of other frequencies are very lower than the limit and not show in test report.

EUT	AX6000 8-Stream Wi-Fi 6 Router	Date of Test	2022-07-26
Factor	DRH18-E	Temp. / Humidity	25°C /65%
Polarity	Vertical	Site / Test Engineer	AC2 / Ares
Test Mode	802.11ax-160MHz_TX_Band3_CH 114_ANT 0+1+2+3	Test Voltage	AC 120V/60Hz

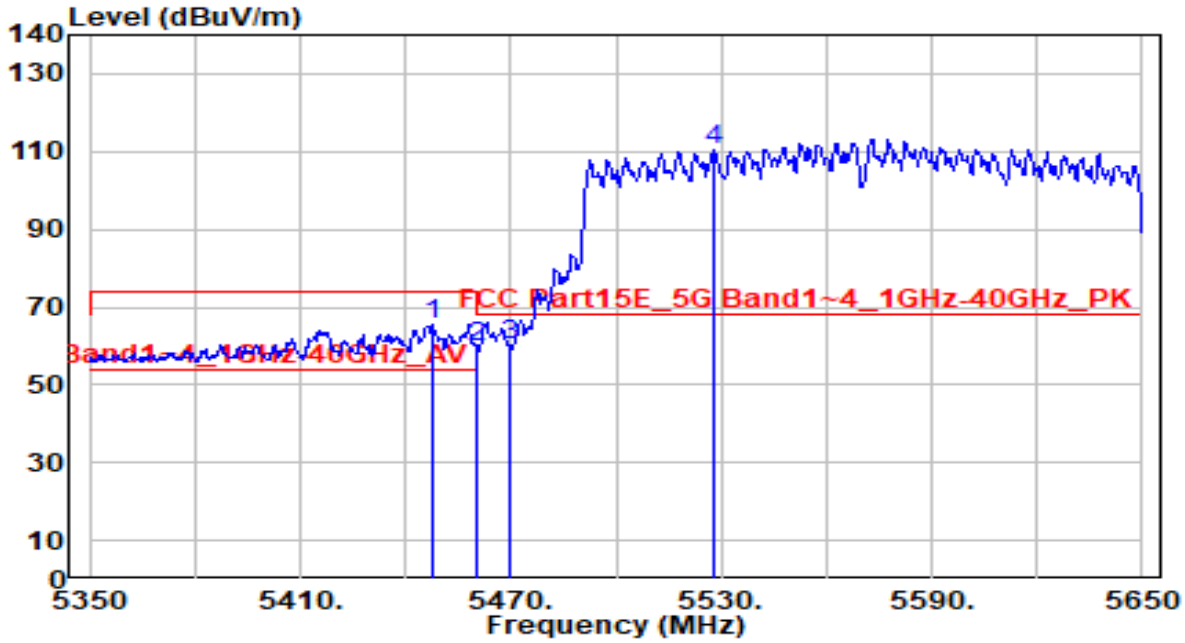

No		Frequency (MHz)	Reading (dBuV)	C.F (dB/m)	Measurement (dBuV/m)	Margin (dB)	Limit (dBuV/m)	Height (cm)	Angle (deg)	Remark (QP/PK/AV)
1		5448.100	64.67	0.71	65.38	-8.62	74.00	150	350	Peak
2		5460.000	59.01	0.76	59.77	-14.23	74.00	150	350	Peak
3	*	5470.000	59.44	0.80	60.24	-7.96	68.20	150	350	Peak
4		5527.900	109.60	1.06	110.65	N/A	N/A	150	350	Peak

Note:

1. " *", means this data is the worst emission level.
2. C.F (Correction Factor) = Antenna Factor (dB)+ Cable Loss (dB) – Preamplifier(dB) + 10dB Attenuation.
3. Measurement (dBuV/m) = Reading(dBuV) + C.F (Correction Factor).
4. The emission levels of other frequencies are very lower than the limit and not show in test report.

EUT	AX6000 8-Stream Wi-Fi 6 Router	Date of Test	2022-07-26
Factor	DRH18-E	Temp. / Humidity	25°C /65%
Polarity	Vertical	Site / Test Engineer	AC2 / Ares
Test Mode	802.11ax-160MHz_TX_Band3_CH 114_ANT 0+1+2+3	Test Voltage	AC 120V/60Hz

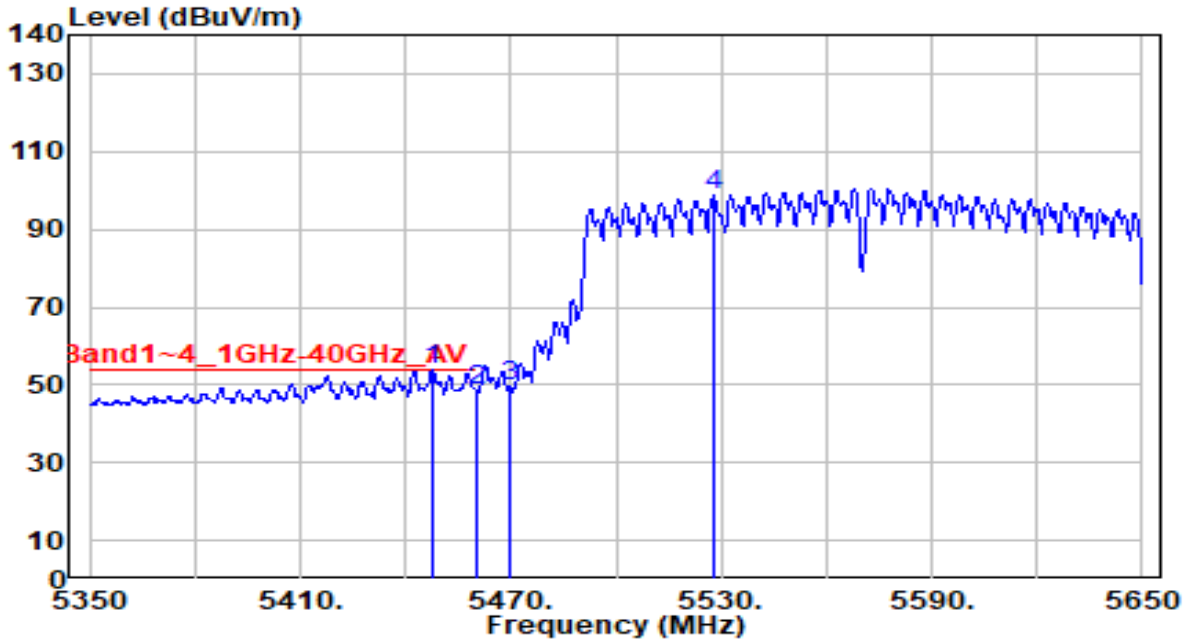

No		Frequency (MHz)	Reading (dBuV)	C.F (dB/m)	Measurement (dBuV/m)	Margin (dB)	Limit (dBuV/m)	Height (cm)	Angle (deg)	Remark (QP/PK/AV)
1	*	5447.500	53.17	0.71	53.88	-0.12	54.00	150	350	Average
2		5460.000	48.00	0.76	48.76	-5.24	54.00	150	350	Average
3		5470.000	48.92	0.80	49.72	N/A	N/A	150	350	Average
4		5527.900	97.56	1.06	98.61	N/A	N/A	150	350	Average

Note:

1. " *", means this data is the worst emission level.
2. C.F (Correction Factor) = Antenna Factor (dB)+ Cable Loss (dB) – Preamplifier(dB) + 10dB Attenuation.
3. Measurement (dBuV/m) = Reading(dBuV) + C.F (Correction Factor).
4. The emission levels of other frequencies are very lower than the limit and not show in test report.

7.9. AC Conducted Emissions Measurement

7.9.1.Test Limit

FCC Part 15.207 Limits		
Frequency (MHz)	QP (dBμV)	AV (dBμV)
0.15 - 0.50	66 - 56	56 - 46
0.50 - 5.0	56	46
5.0 - 30	60	50

Note 1: The lower limit shall apply at the transition frequencies.

Note 2: The limit decreases linearly with the logarithm of the frequency in the range 0.15MHz to 0.5MHz.

7.9.2.Test Procedure

The EUT was setup according to ANSI C63.4, 2009 and tested according to KDB 789033 for compliance to FCC 47CFR 15.247 requirements.The EUT was placed on a platform of nominal size, 1 m by 1.5 m, raised 80 cm above the conducting ground plane. The vertical conducting plane was located 40 cm to the rear of the EUT. All other surfaces of EUT were at least 80 cm from any other grounded conducting surface. The EUT and simulators are connected to the main power through a line impedance stabilization network (LISN). The LISN provides a 50 ohm /50uH coupling impedance for the measuring equipment. The peripheral devices are also connected to the main power through a LISN. (Please refer to the block diagram of the test setup and photographs)Each current-carrying conductor of the EUT power cord, except the ground (safety) conductor, was individually connected through a LISN to the input power source.

The excess length of the power cord between the EUT and the LISN receptacle were folded back and forth at the center of the lead to form a bundle not exceeding 40 cm in length.

Conducted emissions were investigated over the frequency range from 0.15MHz to 30MHz using a receiver bandwidth of 9kHz.

7.9.3.Test Setup

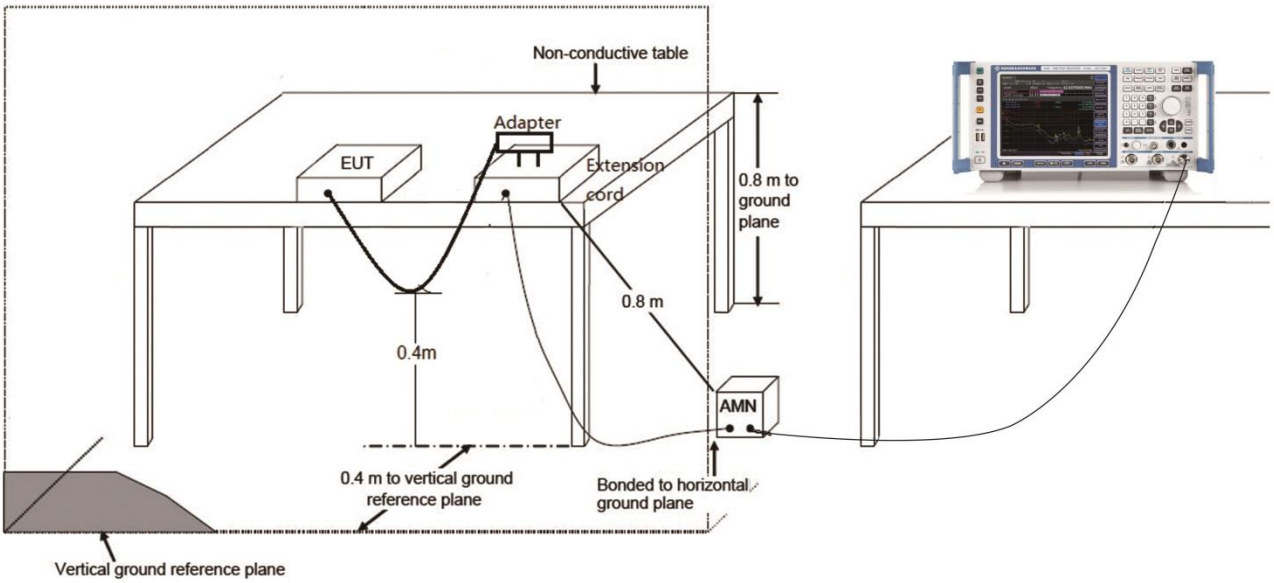

7.9.4.Test Result

EUT	AX6000 8-Stream Wi-Fi 6 Router	Date of Test	2022-07-18
Factor	CE_ENV216-L1 (Filter ON)	Temp. / Humidity	27.8°C /50%
Polarity	Line1	Site / Test Engineer	SR2 / Jeff
Test Mode	802.11n-20MHz_TX_Band1_CH44_Ant 0+1+2+3	Test Voltage	AC 120V/ 60Hz

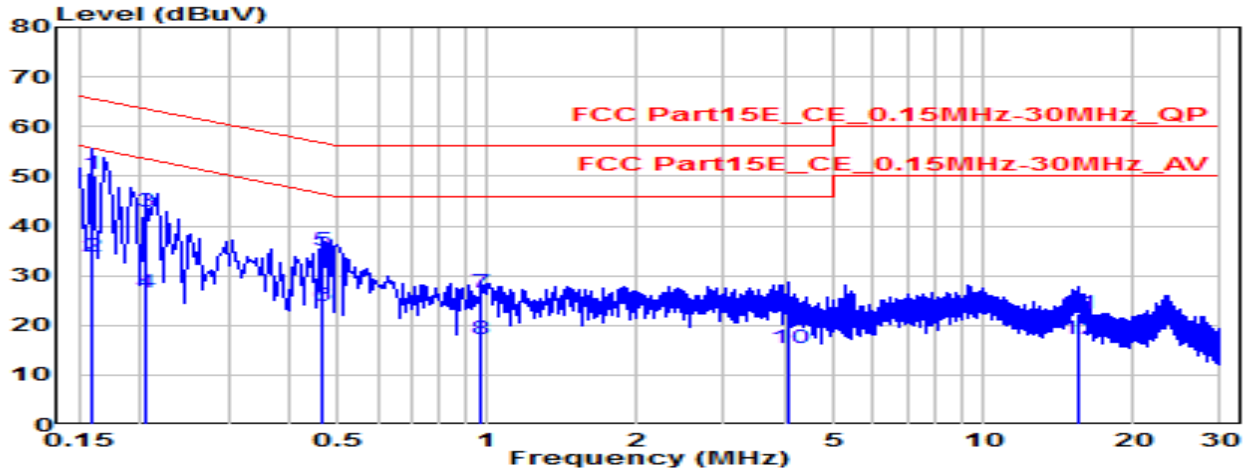

No		Frequency (MHz)	Reading (dBuV)	C.F (dB)	Measurement (dBuV/m)	Margin (dB)	Limit (dBuV/m)	Remark (QP/PK/AV)
1	*	0.159	40.94	9.62	50.56	-14.96	65.52	QP
2	*	0.159	24.13	9.62	33.75	-21.77	55.52	Average
3		0.204	33.27	9.62	42.90	-20.55	63.45	QP
4		0.204	16.84	9.62	26.46	-26.98	53.45	Average
5		0.465	25.50	9.64	35.14	-21.46	56.60	QP
6		0.465	14.23	9.64	23.86	-22.74	46.60	Average
7		0.969	17.03	9.67	26.70	-29.30	56.00	QP
8		0.969	7.46	9.67	17.13	-28.87	46.00	Average
9		4.024	12.42	9.73	22.15	-33.85	56.00	QP
10		4.024	5.80	9.73	15.53	-30.47	46.00	Average
11		15.556	12.30	9.89	22.20	-37.80	60.00	QP
12		15.556	7.42	9.89	17.32	-32.68	50.00	Average

Note:

1. " *", means this data is the worst emission level.
2. C.F (Correction Factor) = LISN Factor (dB)+ Cable Loss (dB).
3. Measurement (dBuV) = Reading(dBuV) + C.F (Correction Factor).

EUT	AX6000 8-Stream Wi-Fi 6 Router	Date of Test	2022-07-18
Factor	CE_ENV216-N (Filter ON)	Temp. / Humidity	27.8°C /50%
Polarity	Neutral	Site / Test Engineer	SR2 / Jeff
Test Mode	802.11n-20MHz_TX_Band1_CH44_Ant 0+1+2+3	Test Voltage	AC 120V/ 60Hz

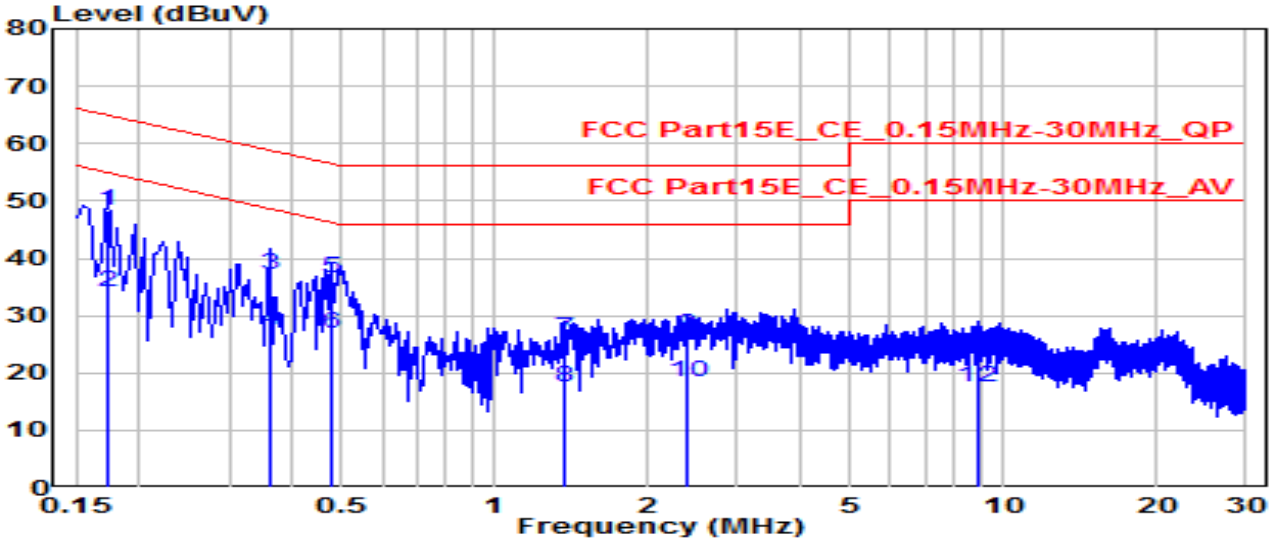

No		Frequency (MHz)	Reading (dBuV)	C.F (dB)	Measurement (dBuV/m)	Margin (dB)	Limit (dBuV/m)	Remark (QP/PK/AV)
1	*	0.172	38.62	9.62	48.24	-16.60	64.84	QP
2	*	0.172	24.43	9.62	34.05	-20.79	54.84	Average
3		0.361	27.48	9.63	37.11	-21.58	58.69	QP
4		0.361	17.87	9.63	27.50	-21.19	48.69	Average
5		0.478	26.88	9.64	36.52	-19.84	56.37	QP
6		0.478	17.16	9.64	26.80	-19.56	46.37	Average
7		1.365	16.23	9.68	25.91	-30.09	56.00	QP
8		1.365	7.93	9.68	17.61	-28.39	46.00	Average
9		2.377	16.97	9.70	26.67	-29.33	56.00	QP
10		2.377	8.84	9.70	18.54	-27.46	46.00	Average
11		8.866	13.18	9.84	23.02	-36.98	60.00	QP
12		8.866	7.68	9.84	17.52	-32.48	50.00	Average

Note:

1. " *", means this data is the worst emission level.
2. C.F (Correction Factor) = LISN Factor (dB)+ Cable Loss (dB).
3. Measurement (dBuV) = Reading(dBuV) + C.F (Correction Factor).

EUT	AX6000 8-Stream Wi-Fi 6 Router	Date of Test	2022-07-18
Factor	CE_ENV216-L1 (Filter ON)	Temp. / Humidity	27.8°C /50%
Polarity	Line1	Site / Test Engineer	SR2 / Jeff
Test Mode	802.11n-20MHz_TX_Band1_CH44_Ant 0+1+2+3	Test Voltage	AC 240V/ 60Hz

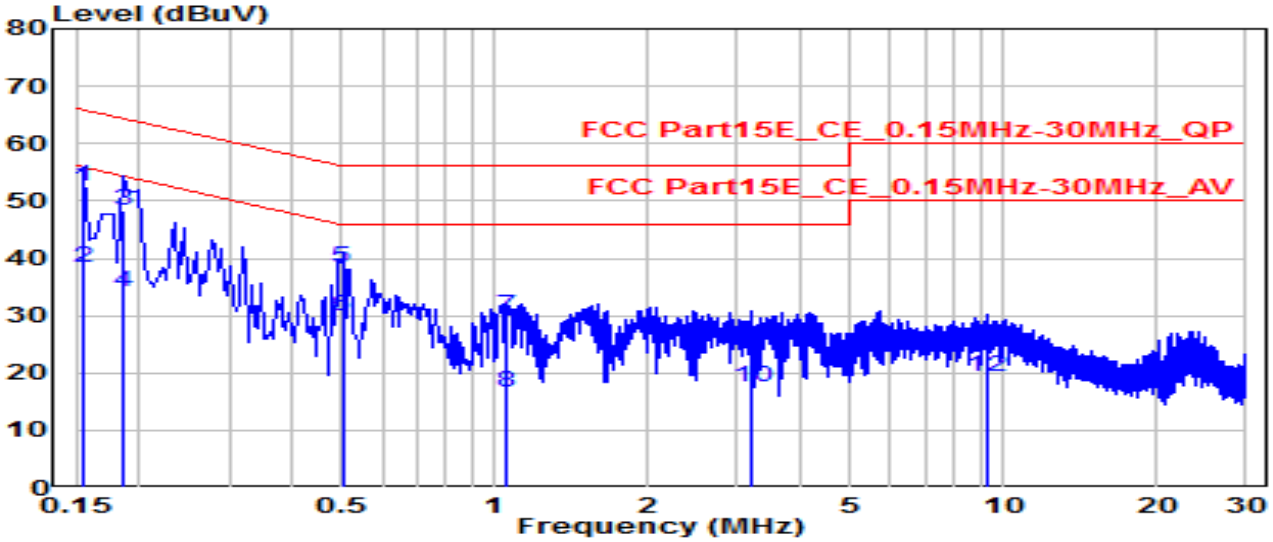

No		Frequency (MHz)	Reading (dBuV)	C.F (dB)	Measurement (dBuV/m)	Margin (dB)	Limit (dBuV/m)	Remark (QP/PK/AV)
1	*	0.154	42.85	9.62	52.47	-13.28	65.75	QP
2	*	0.154	28.70	9.62	38.32	-17.44	55.75	Average
3		0.186	38.81	9.62	48.43	-15.78	64.21	QP
4		0.186	24.40	9.62	34.02	-20.19	54.21	Average
5		0.501	28.65	9.64	38.29	-17.71	56.00	QP
6		0.501	20.27	9.64	29.91	-16.09	46.00	Average
7		1.050	20.17	9.67	29.84	-26.16	56.00	QP
8		1.050	6.91	9.67	16.58	-29.42	46.00	Average
9		3.201	14.84	9.71	24.55	-31.45	56.00	QP
10		3.201	7.81	9.71	17.53	-28.47	46.00	Average
11		9.239	14.66	9.84	24.50	-35.50	60.00	QP
12		9.239	9.38	9.84	19.22	-30.78	50.00	Average

Note:

1. " *", means this data is the worst emission level.
2. C.F (Correction Factor) = LISN Factor (dB)+ Cable Loss (dB).
3. Measurement (dBuV) = Reading(dBuV) + C.F (Correction Factor).

EUT	AX6000 8-Stream Wi-Fi 6 Router	Date of Test	2022-07-18
Factor	CE_ENV216-N (Filter ON)	Temp. / Humidity	27.8°C /50%
Polarity	Neutral	Site / Test Engineer	SR2 / Jeff
Test Mode	802.11n-20MHz_TX_Band1_CH44_Ant 0+1+2+3	Test Voltage	AC 240V/ 60Hz

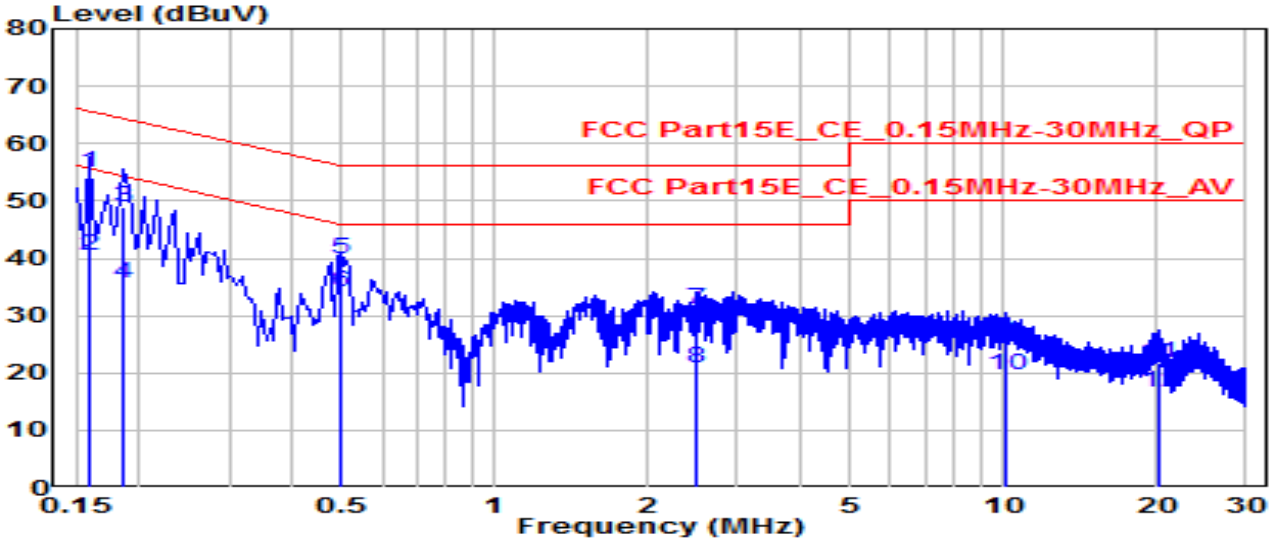

No		Frequency (MHz)	Reading (dBuV)	C.F (dB)	Measurement (dBuV/m)	Margin (dB)	Limit (dBuV/m)	Remark (QP/PK/AV)
1	*	0.159	45.21	9.62	54.83	-10.69	65.52	QP
2	*	0.159	30.83	9.62	40.45	-15.06	55.52	Average
3		0.186	39.29	9.62	48.91	-15.31	64.21	QP
4		0.186	26.11	9.62	35.73	-18.48	54.21	Average
5		0.496	30.17	9.64	39.81	-16.25	56.06	QP
6		0.496	24.54	9.64	34.18	-11.88	46.06	Average
7		2.494	21.38	9.70	31.08	-24.92	56.00	QP
8		2.494	11.23	9.70	20.93	-25.07	46.00	Average
9		10.085	15.41	9.87	25.28	-34.72	60.00	QP
10		10.085	9.74	9.87	19.61	-30.39	50.00	Average
11		20.132	11.81	10.00	21.81	-38.19	60.00	QP
12		20.132	6.61	10.00	16.61	-33.39	50.00	Average

Note:

1. " *", means this data is the worst emission level.
2. C.F (Correction Factor) = LISN Factor (dB)+ Cable Loss (dB).
3. Measurement (dBuV) = Reading(dBuV) + C.F (Correction Factor).

8. CONCLUSION

The data collected relate only the item(s) tested and show that the device is in compliance with Part 15E of the FCC Rules.

The End

Appendix A : Test Setup Photograph

Refer to “2206TW0119-Setup Photo” file.

Appendix B : External Photograph

Refer to “2206TW0119-External Photo” file.

Appendix C : Internal Photograph

Refer to “2206TW0119-Internal Photo” file.