802.11n-HT40 Out-of-Band Emissions- Ant 1

Channel 03 (2422MHz)

Low Band Edge	Spurious Emission
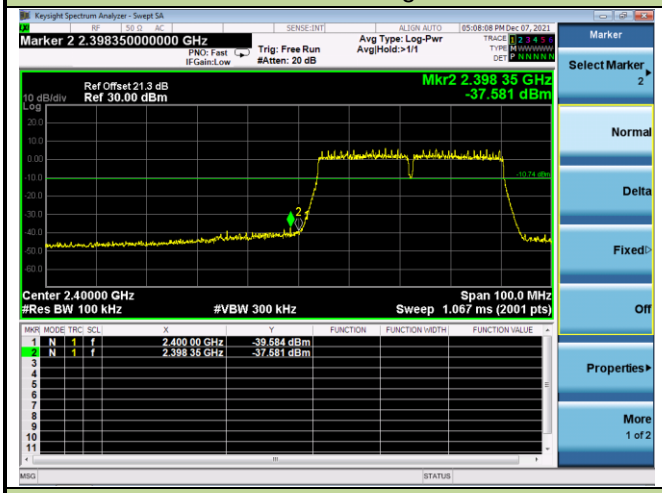	

Channel 06 (2437MHz)

Spurious Emission	
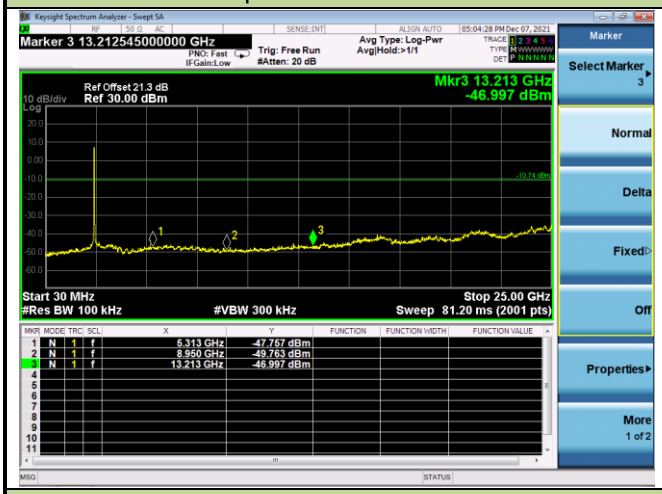	

Channel 09 (2452MHz)

High Band Edge	Spurious Emission
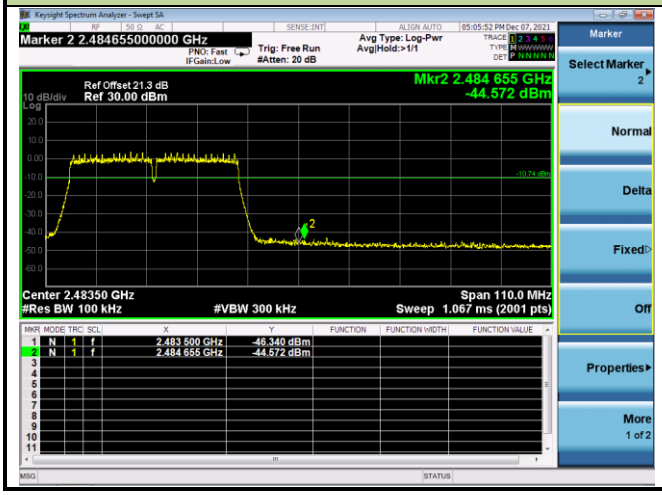	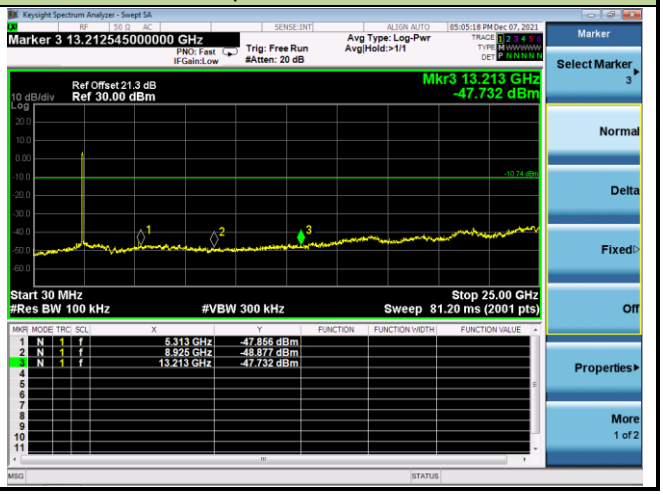

802.11ax-HE20 Out-of-Band Emissions- Ant 1

Channel 01 (2412MHz)

Low Band Edge	Spurious Emission
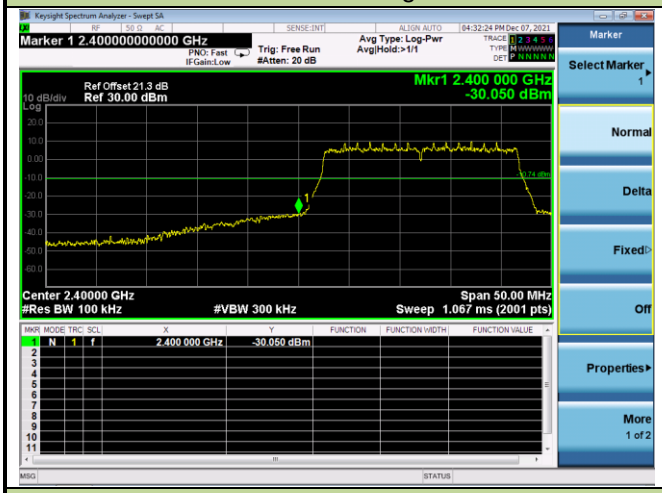	

Channel 06 (2437MHz)

Spurious Emission	
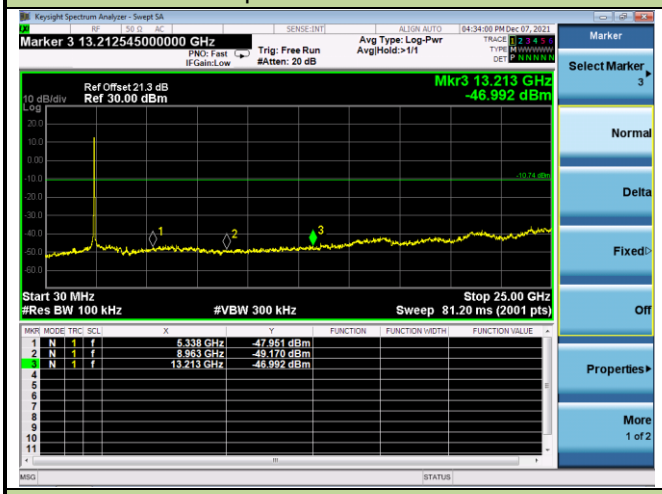	

Channel 11 (2462MHz)

High Band Edge	Spurious Emission
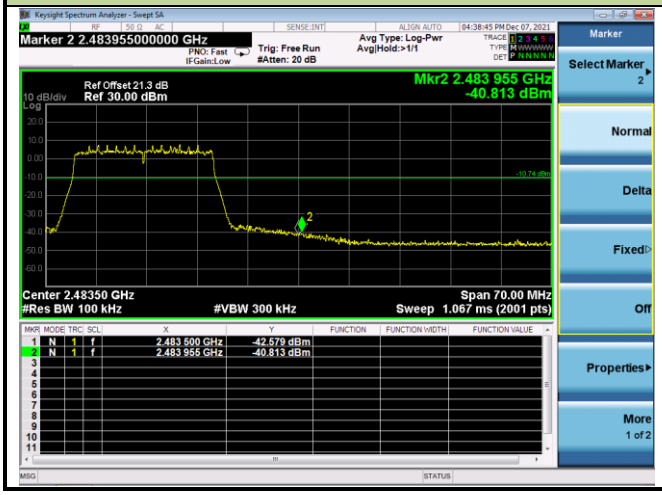	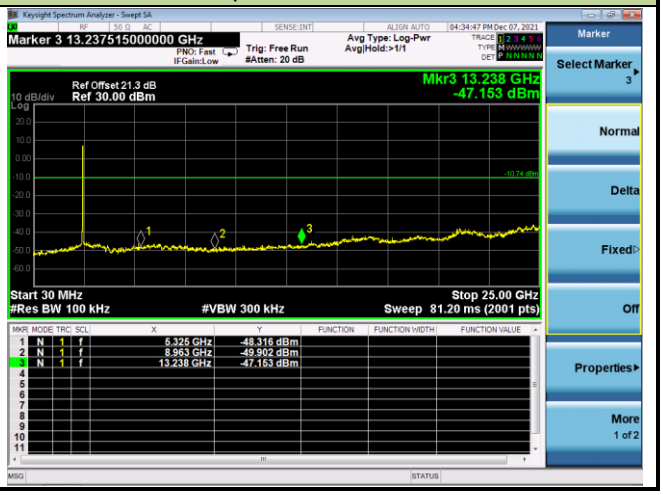

802.11ax-HE40 Out-of-Band Emissions- Ant 1

Channel 03 (2422MHz)

Low Band Edge	Spurious Emission
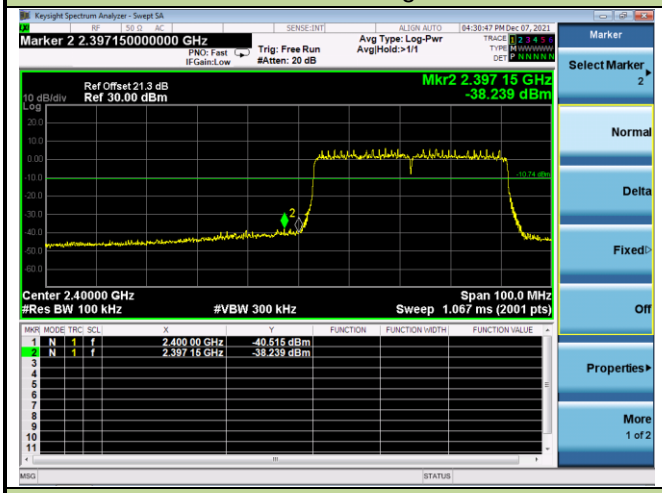	

Channel 06 (2437MHz)

Spurious Emission	
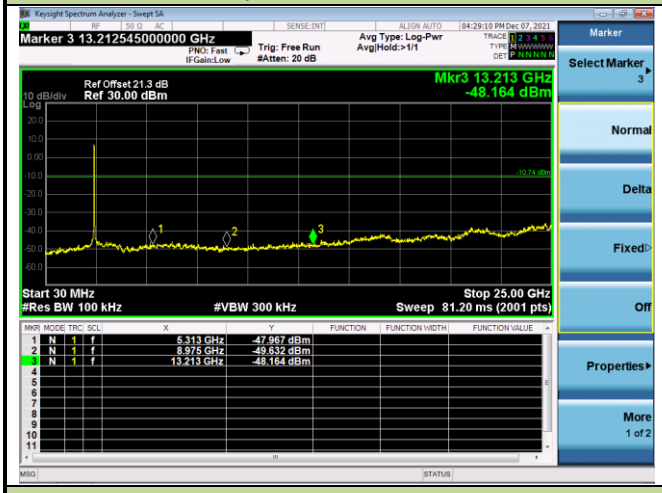	

Channel 9 (2452MHz)

High Band Edge	Spurious Emission
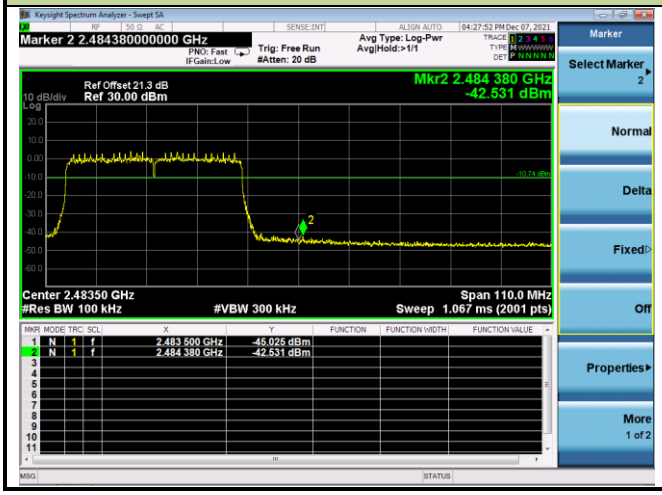	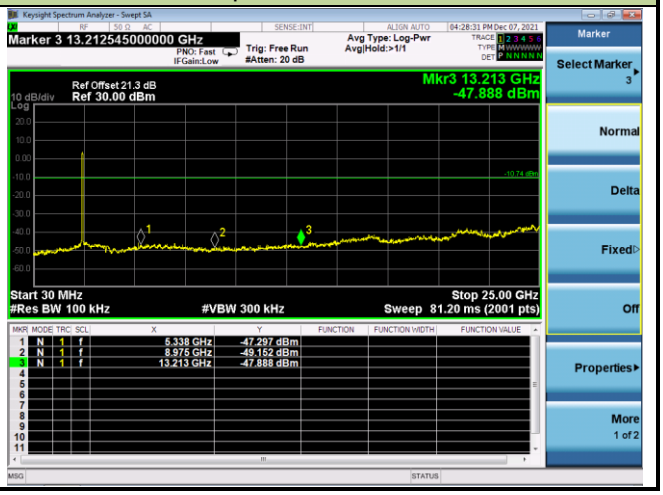

6.6. Radiated Spurious Emission Measurement

6.6.1.Test Limit

All out of band emissions appearing in a restricted band as specified in Section 15.205 of the Title 47CFR must not exceed the limits shown in Table per Section 15.209.

FCC Part 15 Subpart C Paragraph 15.209		
Frequency [MHz]	Field Strength [Uv/m]	Measured Distance [Meters]
0.009 - 0.490	2400/F (kHz)	300
0.490 - 1.705	24000/F (kHz)	30
1.705 - 30	30	30
30 - 88	100	3
88 - 216	150	3
216 - 960	200	3
Above 960	500	3

6.6.2.Test Procedure Used

ANSI C63.10 - 2013 - Section 11.11 & 11.12

ANSI C63.10 - 2013 - Section 6.3 (General Requirements)

ANSI C63.10 - 2013 - Section 6.4 (Standard test method below 30MHz)

ANSI C63.10 - 2013 - Section 6.5 (Standard test method above 30MHz to 1GHz)

ANSI C63.10 - 2013 - Section 6.6 (Standard test method above 1GHz)

6.6.3.Test Setting

Table 1 - RBW as a function of frequency

Frequency	RBW
9 ~ 150 kHz	200 ~ 300 Hz
0.15 ~ 30 MHz	9 ~ 10 kHz
30 ~ 1000 MHz	100 ~ 120 kHz
> 1000MHz	1MHz

Quasi-Peak Measurements below 1GHz

1. Analyzer center frequency was set to the frequency of the radiated spurious emission of interest

2. Span was set greater than 1MHz

3. RBW = as specified in Table 1

4. Detector = CISPR quasi-peak

5. Sweep time = auto couple

6. Trace was allowed to stabilize

Peak Measurements above 1GHz

1. Analyzer center frequency was set to the frequency of the radiated spurious emission of interest

2. RBW = 1MHz

3. VBW = 3MHz

4. Detector = peak

5. Sweep time = auto couple

6. Trace mode = max hold

7. Trace was allowed to stabilize

Average Measurements above 1GHz (Method VB)

1. Analyzer center frequency was set to the frequency of the radiated spurious emission of interest

2. RBW = 1MHz

3. VBW; If the EUT is configured to transmit with duty cycle ≥ 98%, set VBW = 10 Hz.

If the EUT duty cycle is < 98%, set VBW ≥ 1/T. T is the minimum transmission duration.

4. Detector = Peak

5. Sweep time = auto

6. Trace mode = max hold

7. Trace was allowed to stabilize

6.6.4.Test Setup

Below 1GHz Test Setup:

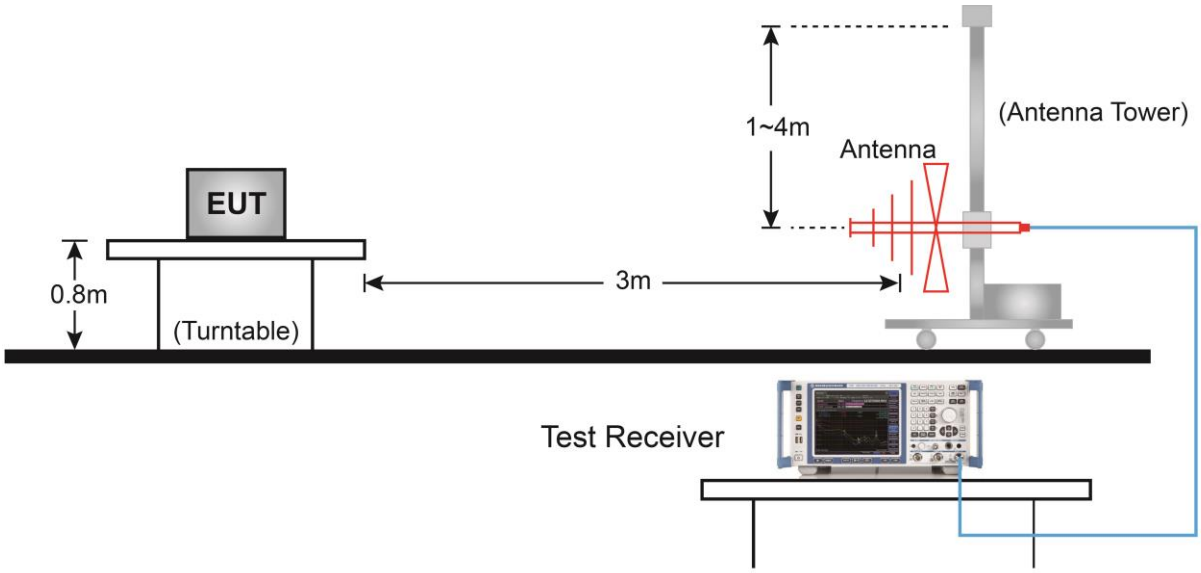

Above 1GHz Test Setup:

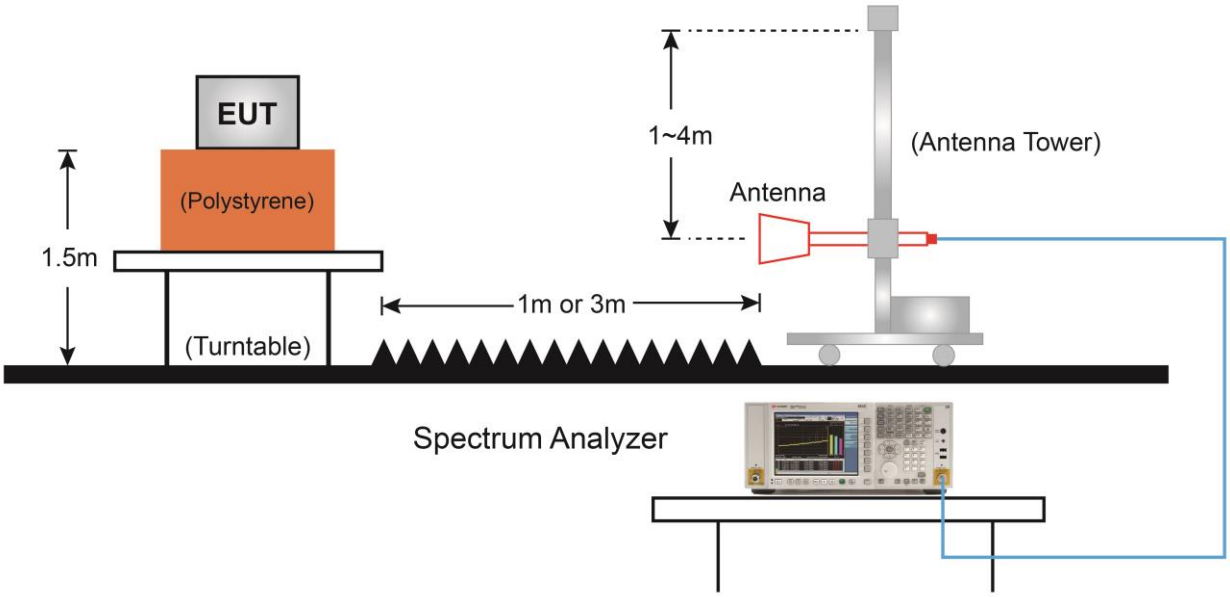

6.6.5.Test Result

EUT	AXE5400 Tri-Band Wi-Fi 6E Router	Date of Test	2021-10-11
Factor	BBHA 9120D (1GHz~18GHz)	Temp. / Humidity	25.8°C/52.7%
Polarity	Horizontal	Site / Test Engineer	AC1 / Jay
Test Mode	Transmit at 2412MHz by 802.11b	Test Voltage	AC 120V/60Hz

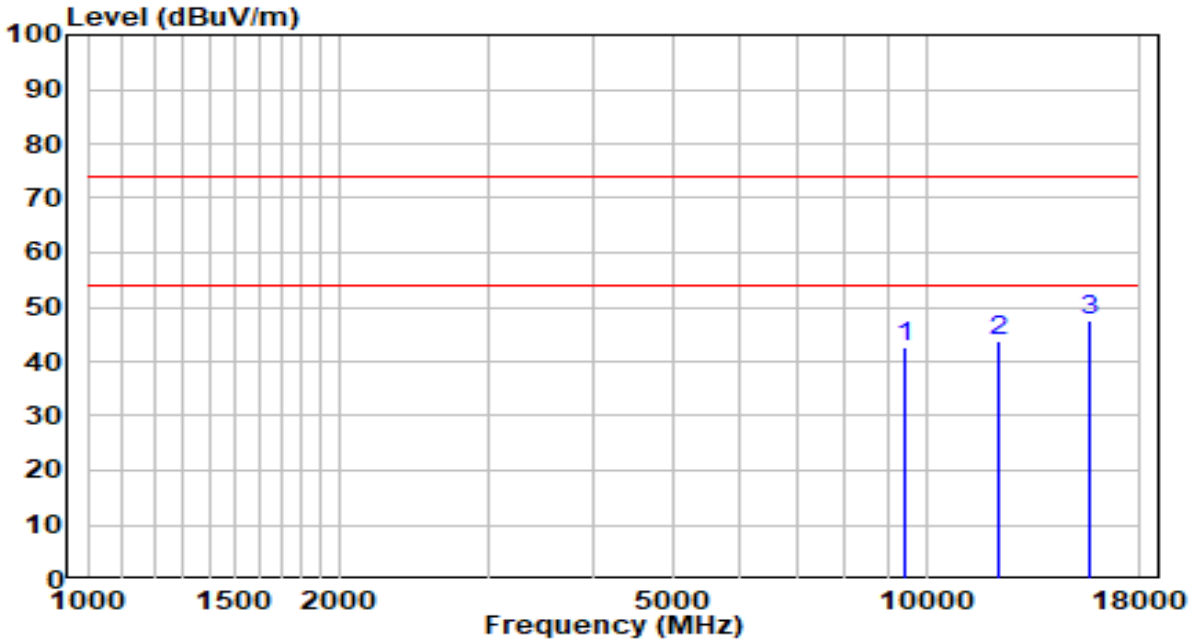

No		Frequency (MHz)	Reading (dBuV)	C.F (dB)	Measurement (dBuV/m)	Margin (dB)	Limit (dBuV/m)	Remark (QP/PK/AV)
1		9415.000	26.97	15.58	42.54	-31.46	74.00	Peak
2		12177.500	25.17	18.74	43.91	-30.09	74.00	Peak
3	*	15705.000	26.87	20.84	47.72	-26.28	74.00	Peak

Note:

1. " *", means this data is the worst emission level.
2. C.F (Correction Factor) = Antenna Factor (dB/m) + Cable Loss (dB)– Preamplifier(dB).
3. Measurement(dBuV/m) = Reading(dBuV) + C.F (Correction Factor).

EUT	AXE5400 Tri-Band Wi-Fi 6E Router	Date of Test	2021-10-11
Factor	BBHA 9120D (1GHz~18GHz)	Temp. / Humidity	25.8°C/52.7%
Polarity	Vertical	Site / Test Engineer	AC1 / Jay
Test Mode	Transmit at 2412MHz by 802.11b	Test Voltage	AC 120V/60Hz

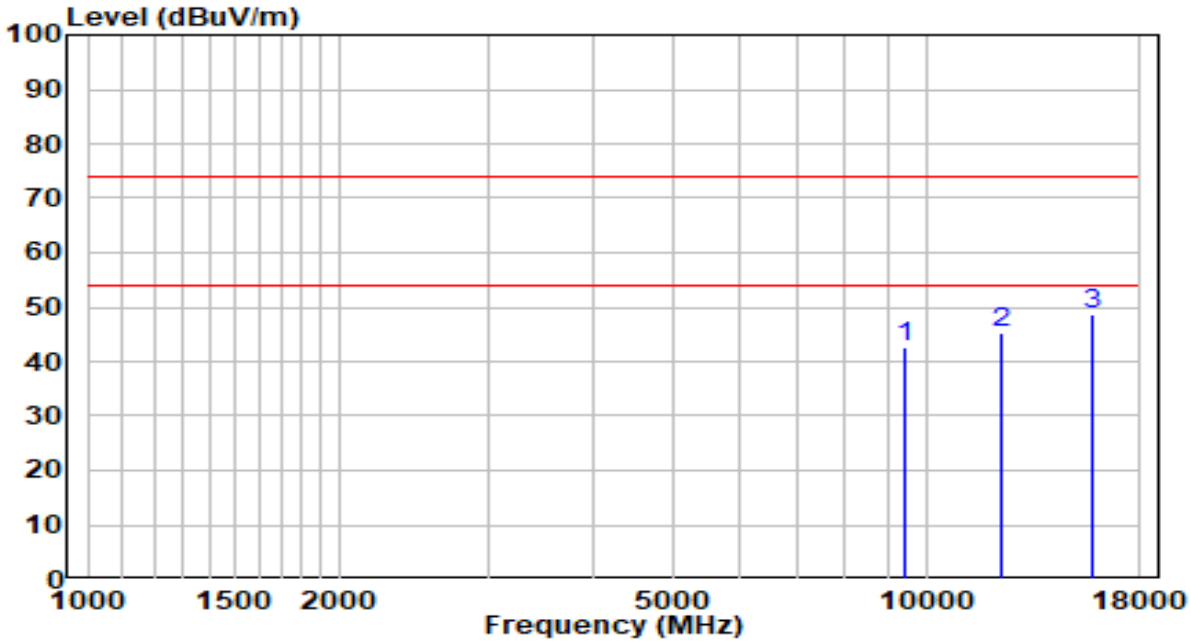

No		Frequency (MHz)	Reading (dBuV)	C.F (dB/m)	Measurement (dBuV/m)	Margin (dB)	Limit (dBuV/m)	Remark (QP/PK/AV)
1		9449.000	26.93	15.63	42.57	-31.43	74.00	Peak
2		12296.500	26.73	18.61	45.34	-28.66	74.00	Peak
3	*	15824.000	28.02	20.55	48.57	-25.43	74.00	Peak

Note:

1. " *", means this data is the worst emission level.
2. C.F (Correction Factor) = Antenna Factor (dB/m) + Cable Loss (dB)– Preamplifier(dB).
3. Measurement(dBuV/m) = Reading(dBuV) + C.F (Correction Factor).

EUT	AXE5400 Tri-Band Wi-Fi 6E Router	Date of Test	2021-10-11
Factor	BBHA 9120D (1GHz~18GHz)	Temp. / Humidity	25.8°C/52.7%
Polarity	Horizontal	Site / Test Engineer	AC1 / Jay
Test Mode	Transmit at 2437MHz by 802.11b	Test Voltage	AC 120V/60Hz

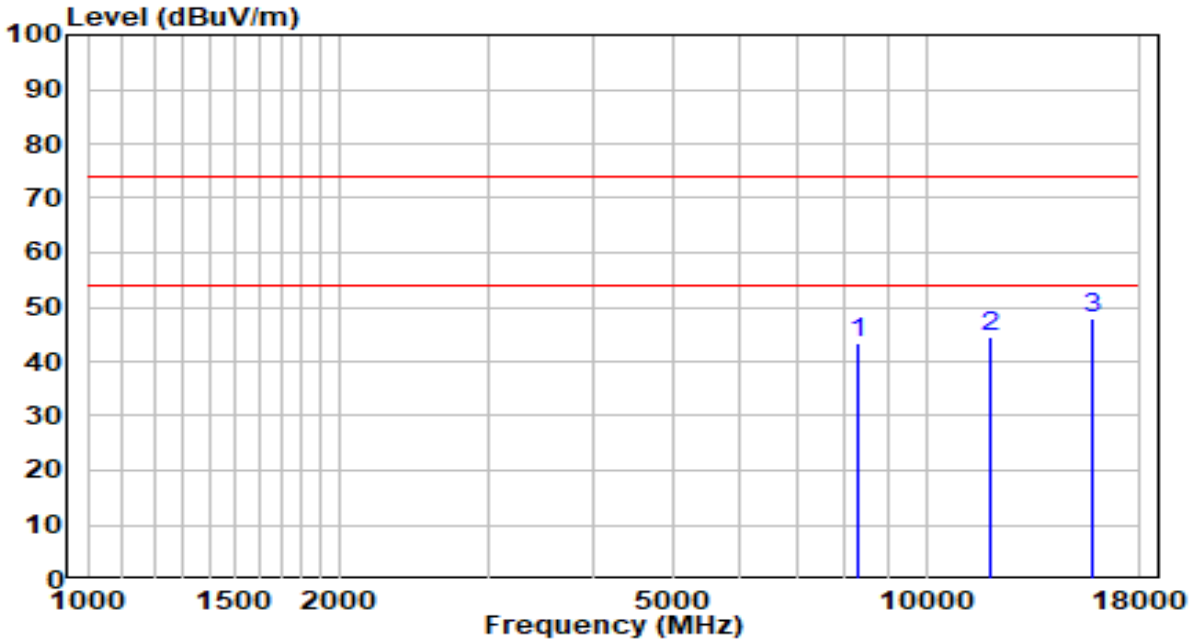

No		Frequency (MHz)	Reading (dBuV)	C.F (dB/m)	Measurement (dBuV/m)	Margin (dB)	Limit (dBuV/m)	Remark (QP/PK/AV)
1		8293.000	29.97	13.56	43.53	-30.47	74.00	Peak
2		11948.000	25.38	19.04	44.42	-29.58	74.00	Peak
3	*	15764.500	27.13	20.69	47.82	-26.18	74.00	Peak

Note:

1. " *", means this data is the worst emission level.
2. C.F (Correction Factor) = Antenna Factor (dB/m) + Cable Loss (dB)– Preamplifier(dB).
3. Measurement(dBuV/m) = Reading(dBuV) + C.F (Correction Factor).

EUT	AXE5400 Tri-Band Wi-Fi 6E Router	Date of Test	2021-10-11
Factor	BBHA 9120D (1GHz~18GHz)	Temp. / Humidity	25.8°C/52.7%
Polarity	Vertical	Site / Test Engineer	AC1 / Jay
Test Mode	Transmit at 2437MHz by 802.11b	Test Voltage	AC 120V/60Hz

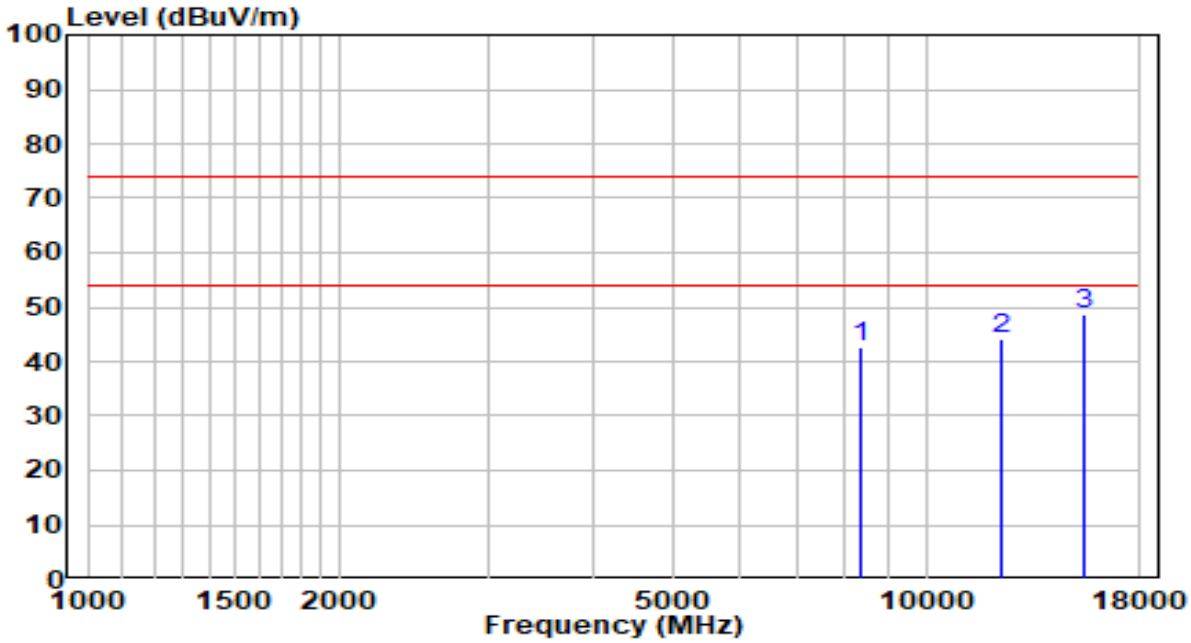

No		Frequency (MHz)	Reading (dBuV)	C.F (dB/m)	Measurement (dBuV/m)	Margin (dB)	Limit (dBuV/m)	Remark (QP/PK/AV)
1		8335.500	29.19	13.58	42.77	-31.23	74.00	Peak
2		12296.500	25.56	18.61	44.17	-29.83	74.00	Peak
3	*	15450.000	27.33	21.42	48.75	-25.25	74.00	Peak

Note:

1. " *", means this data is the worst emission level.
2. C.F (Correction Factor) = Antenna Factor (dB/m) + Cable Loss (dB)– Preamplifier(dB).
3. Measurement(dBuV/m) = Reading(dBuV) + C.F (Correction Factor).

EUT	AXE5400 Tri-Band Wi-Fi 6E Router	Date of Test	2021-10-11
Factor	BBHA 9120D (1GHz~18GHz)	Temp. / Humidity	25.8°C/52.7%
Polarity	Horizontal	Site / Test Engineer	AC1 / Jay
Test Mode	Transmit at 2462MHz by 802.11b	Test Voltage	AC 120V/60Hz

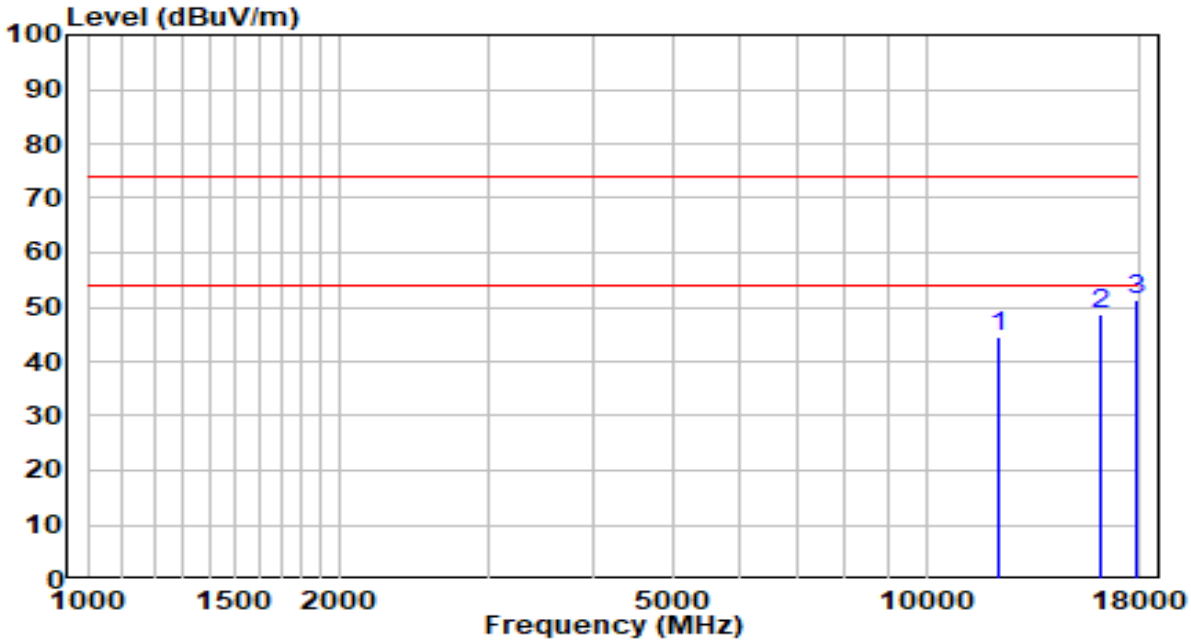

No		Frequency (MHz)	Reading (dBuV)	C.F (dB/m)	Measurement (dBuV/m)	Margin (dB)	Limit (dBuV/m)	Remark (QP/PK/AV)
1		12177.500	25.95	18.74	44.69	-29.31	74.00	Peak
2		16104.500	28.23	20.35	48.58	-25.42	74.00	Peak
3	*	17830.000	20.47	30.96	51.44	-22.56	74.00	Peak

Note:

1. " *", means this data is the worst emission level.
2. C.F (Correction Factor) = Antenna Factor (dB/m) + Cable Loss (dB)– Preamplifier(dB).
3. Measurement(dBuV/m) = Reading(dBuV) + C.F (Correction Factor).

EUT	AXE5400 Tri-Band Wi-Fi 6E Router	Date of Test	2021-10-11
Factor	BBHA 9120D (1GHz~18GHz)	Temp. / Humidity	25.8°C/52.7%
Polarity	Vertical	Site / Test Engineer	AC1 / Jay
Test Mode	Transmit at 2462MHz by 802.11b	Test Voltage	AC 120V/60Hz

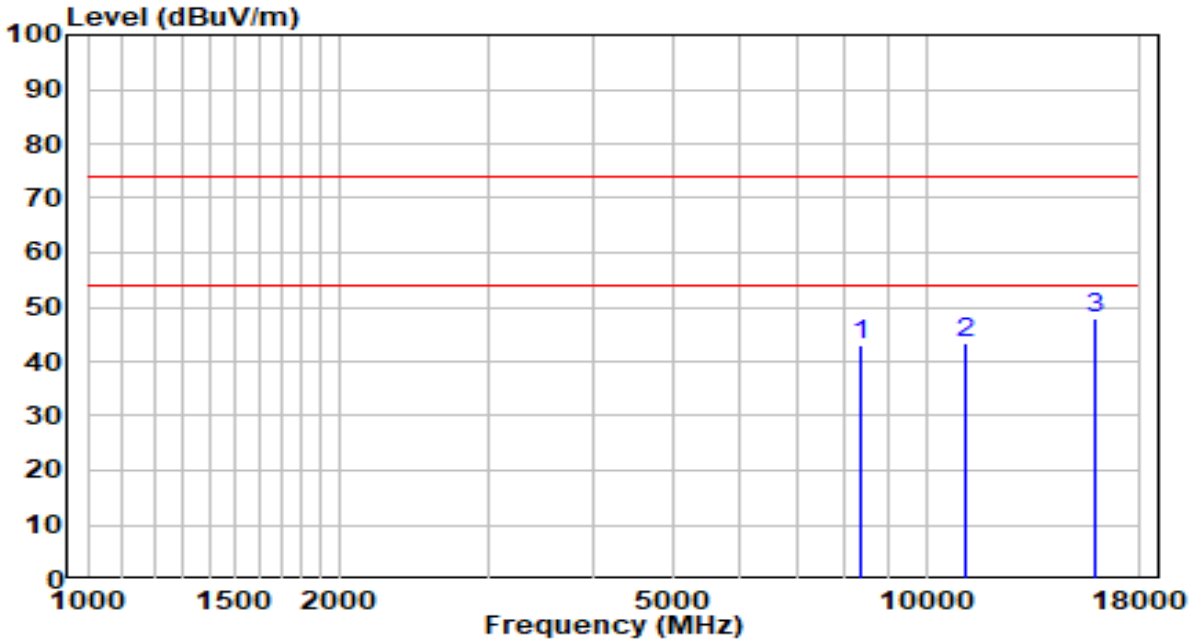

No		Frequency (MHz)	Reading (dBuV)	C.F (dB/m)	Measurement (dBuV/m)	Margin (dB)	Limit (dBuV/m)	Remark (QP/PK/AV)
1		8369.500	29.45	13.60	43.04	-30.96	74.00	Peak
2		11106.500	23.85	19.44	43.29	-30.71	74.00	Peak
3	*	15849.500	27.54	20.48	48.02	-25.98	74.00	Peak

Note:

1. " *", means this data is the worst emission level.
2. C.F (Correction Factor) = Antenna Factor (dB/m) + Cable Loss (dB)– Preamplifier(dB).
3. Measurement(dBuV/m) = Reading(dBuV) + C.F (Correction Factor).

EUT	AXE5400 Tri-Band Wi-Fi 6E Router	Date of Test	2021-10-11
Factor	BBHA 9120D (1GHz~18GHz)	Temp. / Humidity	25.8°C/52.7%
Polarity	Horizontal	Site / Test Engineer	AC1 / Jay
Test Mode	Transmit at 2412MHz by 802.11g	Test Voltage	AC 120V/60Hz

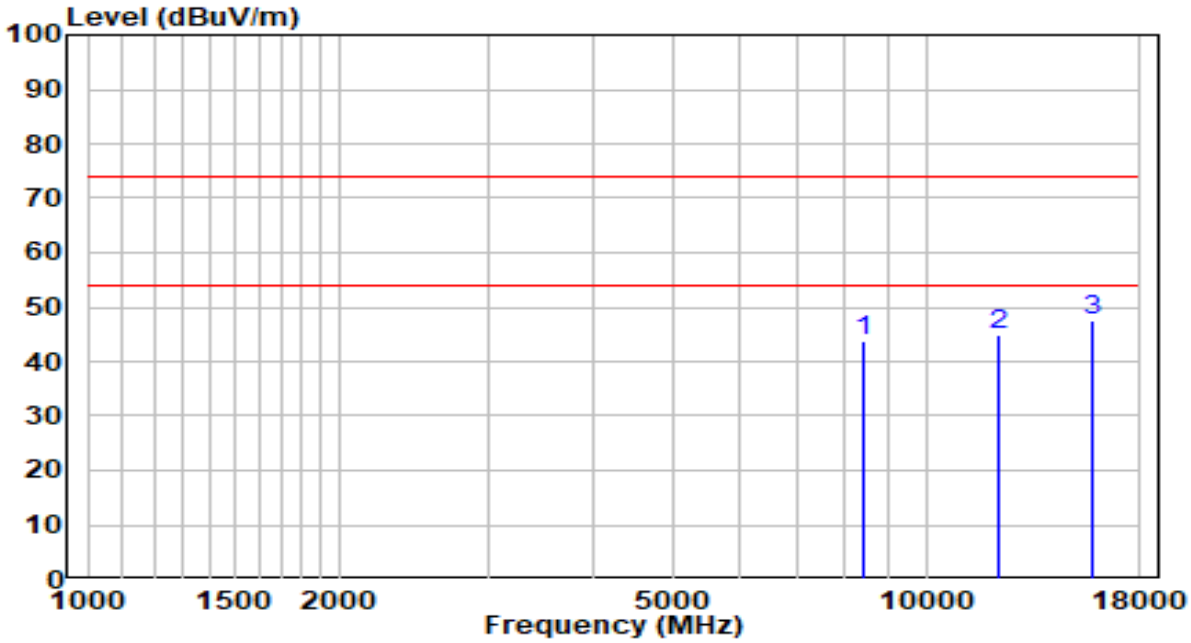

No		Frequency (MHz)	Reading (dBuV)	C.F (dB/m)	Measurement (dBuV/m)	Margin (dB)	Limit (dBuV/m)	Remark (QP/PK/AV)
1		8429.000	30.04	13.62	43.66	-30.34	74.00	Peak
2		12194.500	26.14	18.72	44.86	-29.14	74.00	Peak
3	*	15773.000	26.87	20.67	47.54	-26.46	74.00	Peak

Note:

1. " *", means this data is the worst emission level.
2. C.F (Correction Factor) = Antenna Factor (dB/m) + Cable Loss (dB)– Preamplifier(dB).
3. Measurement(dBuV/m) = Reading(dBuV) + C.F (Correction Factor).

EUT	AXE5400 Tri-Band Wi-Fi 6E Router	Date of Test	2021-10-11
Factor	BBHA 9120D (1GHz~18GHz)	Temp. / Humidity	25.8°C/52.7%
Polarity	Vertical	Site / Test Engineer	AC1 / Jay
Test Mode	Transmit at 2412MHz by 802.11g	Test Voltage	AC 120V/60Hz

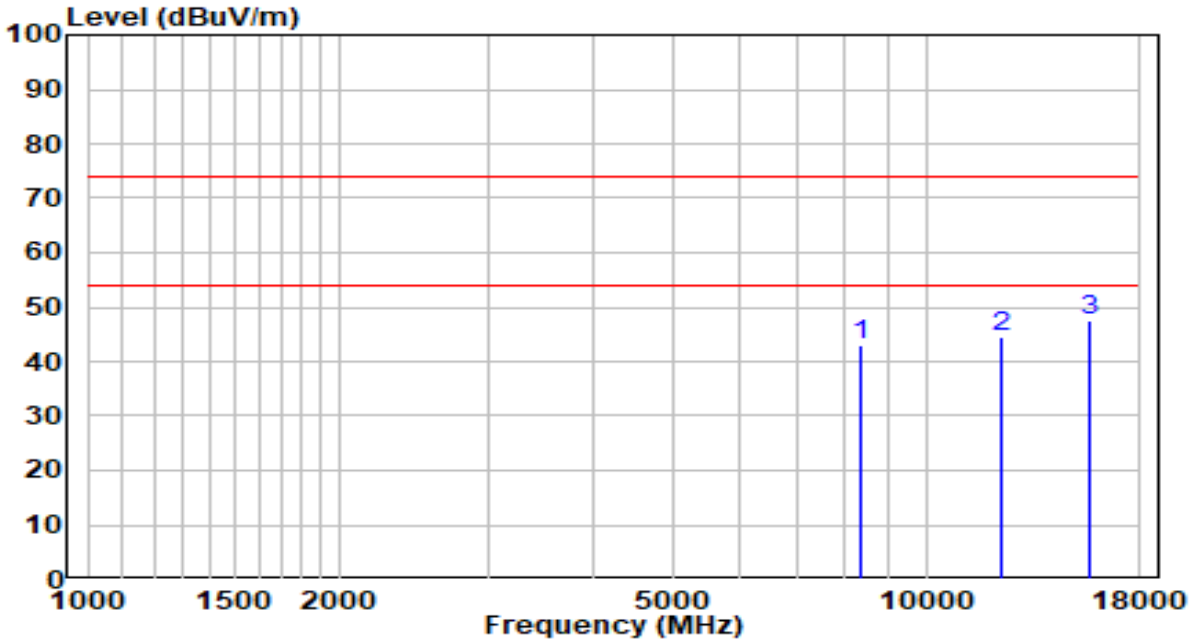

No		Frequency (MHz)	Reading (dBuV)	C.F (dB/m)	Measurement (dBuV/m)	Margin (dB)	Limit (dBuV/m)	Remark (QP/PK/AV)
1		8335.500	29.37	13.58	42.96	-31.04	74.00	Peak
2		12271.000	25.75	18.64	44.39	-29.61	74.00	Peak
3	*	15696.500	26.85	20.86	47.71	-26.29	74.00	Peak

Note:

1. " *", means this data is the worst emission level.
2. C.F (Correction Factor) = Antenna Factor (dB/m) + Cable Loss (dB)– Preamplifier(dB).
3. Measurement(dBuV/m) = Reading(dBuV) + C.F (Correction Factor).

EUT	AXE5400 Tri-Band Wi-Fi 6E Router	Date of Test	2021-10-11
Factor	BBHA 9120D (1GHz~18GHz)	Temp. / Humidity	25.8°C/52.7%
Polarity	Horizontal	Site / Test Engineer	AC1 / Jay
Test Mode	Transmit at 2437MHz by 802.11g	Test Voltage	AC 120V/60Hz

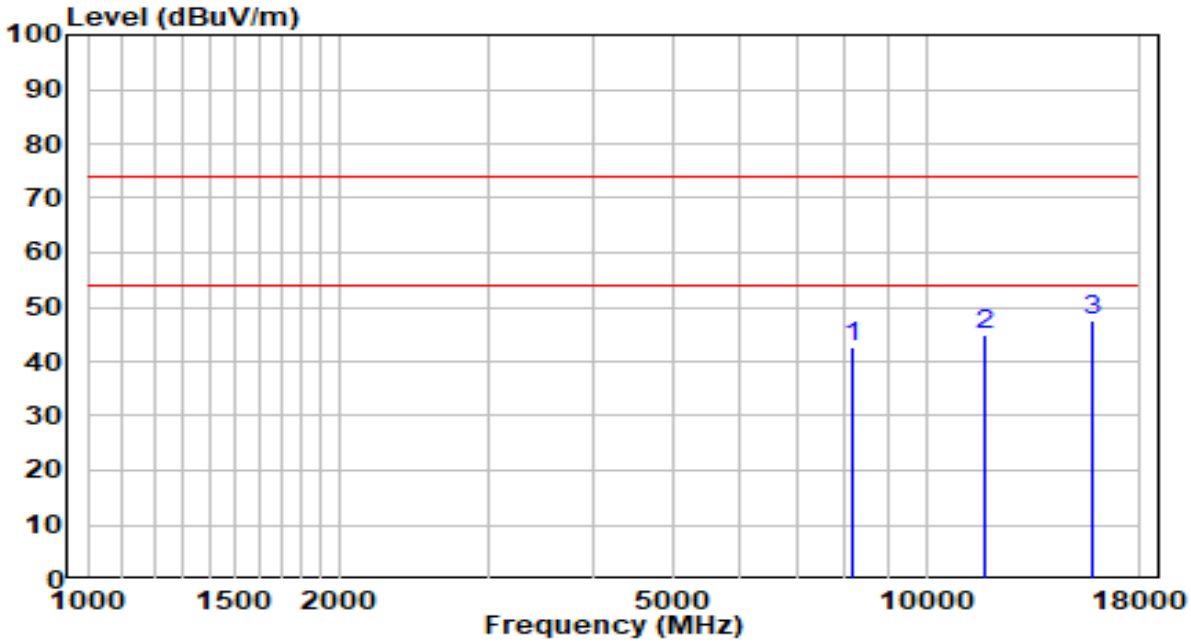

No		Frequency (MHz)	Reading (dBuV)	C.F (dB/m)	Measurement (dBuV/m)	Margin (dB)	Limit (dBuV/m)	Remark (QP/PK/AV)
1		8148.500	29.23	13.50	42.73	-31.27	74.00	Peak
2		11744.000	25.23	19.50	44.73	-29.27	74.00	Peak
3	*	15815.500	26.99	20.57	47.56	-26.44	74.00	Peak

Note:

1. " *", means this data is the worst emission level.
2. C.F (Correction Factor) = Antenna Factor (dB/m) + Cable Loss (dB)– Preamplifier(dB).
3. Measurement(dBuV/m) = Reading(dBuV) + C.F (Correction Factor).

EUT	AXE5400 Tri-Band Wi-Fi 6E Router	Date of Test	2021-10-11
Factor	BBHA 9120D (1GHz~18GHz)	Temp. / Humidity	25.8°C/52.7%
Polarity	Vertical	Site / Test Engineer	AC1 / Jay
Test Mode	Transmit at 2437MHz by 802.11g	Test Voltage	AC 120V/60Hz

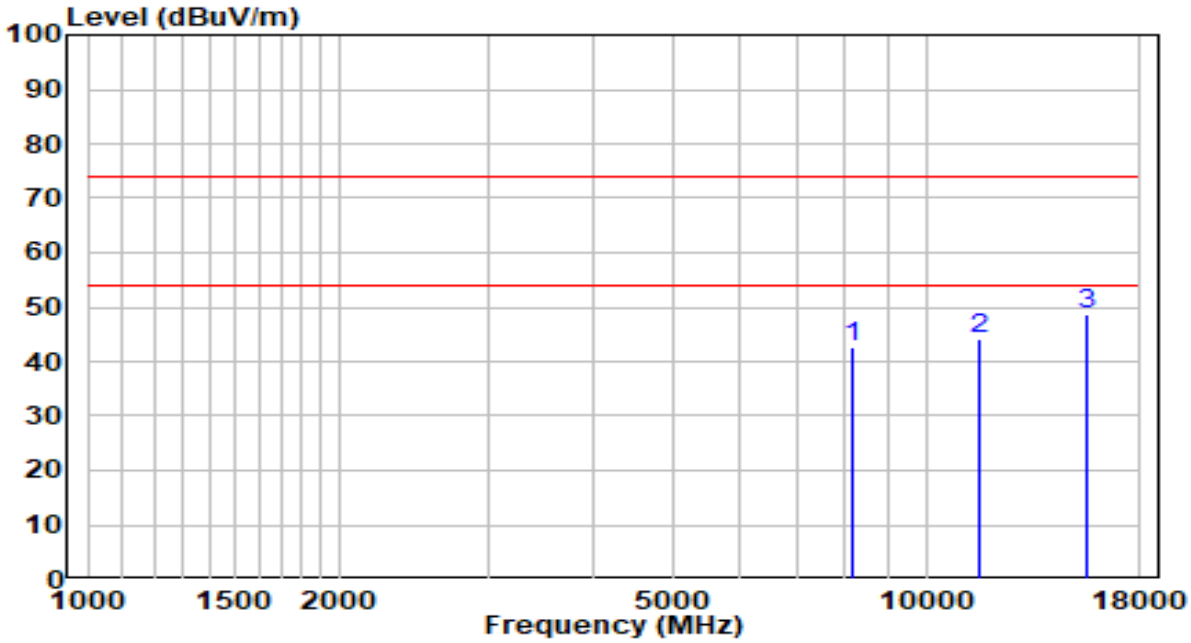

No		Frequency (MHz)	Reading (dBuV)	C.F (dB/m)	Measurement (dBuV/m)	Margin (dB)	Limit (dBuV/m)	Remark (QP/PK/AV)
1		8174.000	29.20	13.51	42.70	-31.30	74.00	Peak
2		11591.000	24.35	19.84	44.19	-29.81	74.00	Peak
3	*	15543.500	27.26	21.24	48.50	-25.50	74.00	Peak

Note:

1. " *", means this data is the worst emission level.
2. C.F (Correction Factor) = Antenna Factor (dB/m) + Cable Loss (dB)– Preamplifier(dB).
3. Measurement(dBuV/m) = Reading(dBuV) + C.F (Correction Factor).

EUT	AXE5400 Tri-Band Wi-Fi 6E Router	Date of Test	2021-10-11
Factor	BBHA 9120D (1GHz~18GHz)	Temp. / Humidity	25.8°C/52.7%
Polarity	Horizontal	Site / Test Engineer	AC1 / Jay
Test Mode	Transmit at 2462MHz by 802.11g	Test Voltage	AC 120V/60Hz

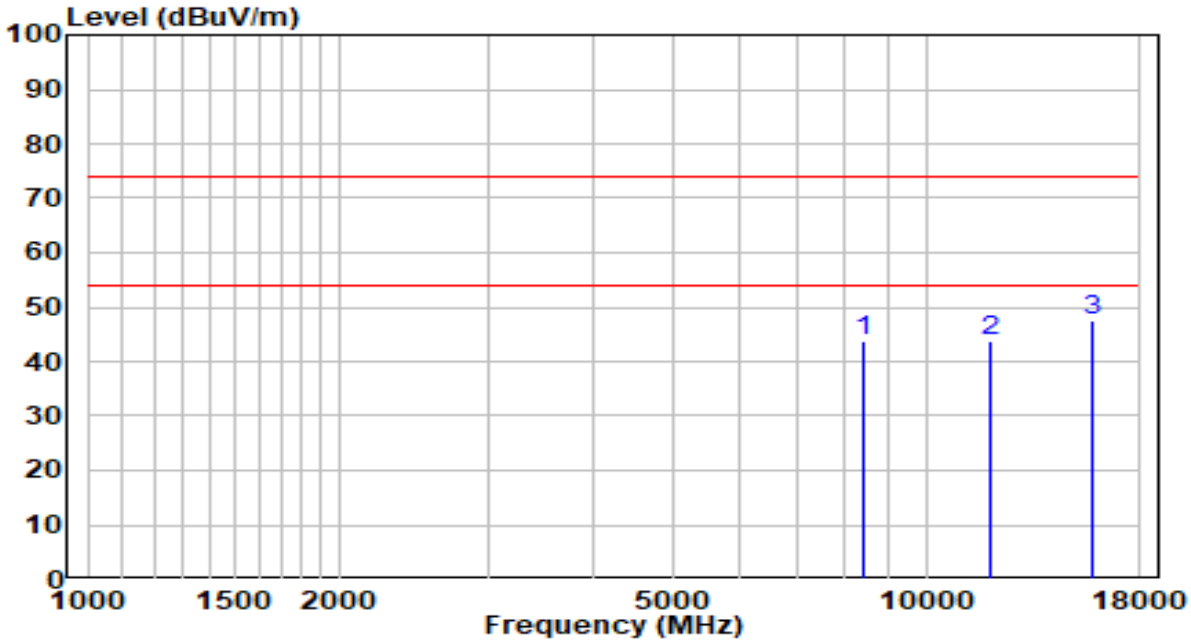

No		Frequency (MHz)	Reading (dBuV)	C.F (dB/m)	Measurement (dBuV/m)	Margin (dB)	Limit (dBuV/m)	Remark (QP/PK/AV)
1		8412.000	30.04	13.62	43.65	-30.35	74.00	Peak
2		11956.500	24.91	19.02	43.93	-30.07	74.00	Peak
3	*	15756.000	26.97	20.72	47.68	-26.32	74.00	Peak

Note:

1. " *", means this data is the worst emission level.
2. C.F (Correction Factor) = Antenna Factor (dB/m) + Cable Loss (dB)– Preamplifier(dB).
3. Measurement(dBuV/m) = Reading(dBuV) + C.F (Correction Factor).

EUT	AXE5400 Tri-Band Wi-Fi 6E Router	Date of Test	2021-10-11
Factor	BBHA 9120D (1GHz~18GHz)	Temp. / Humidity	25.8°C/52.7%
Polarity	Vertical	Site / Test Engineer	AC1 / Jay
Test Mode	Transmit at 2462MHz by 802.11g	Test Voltage	AC 120V/60Hz

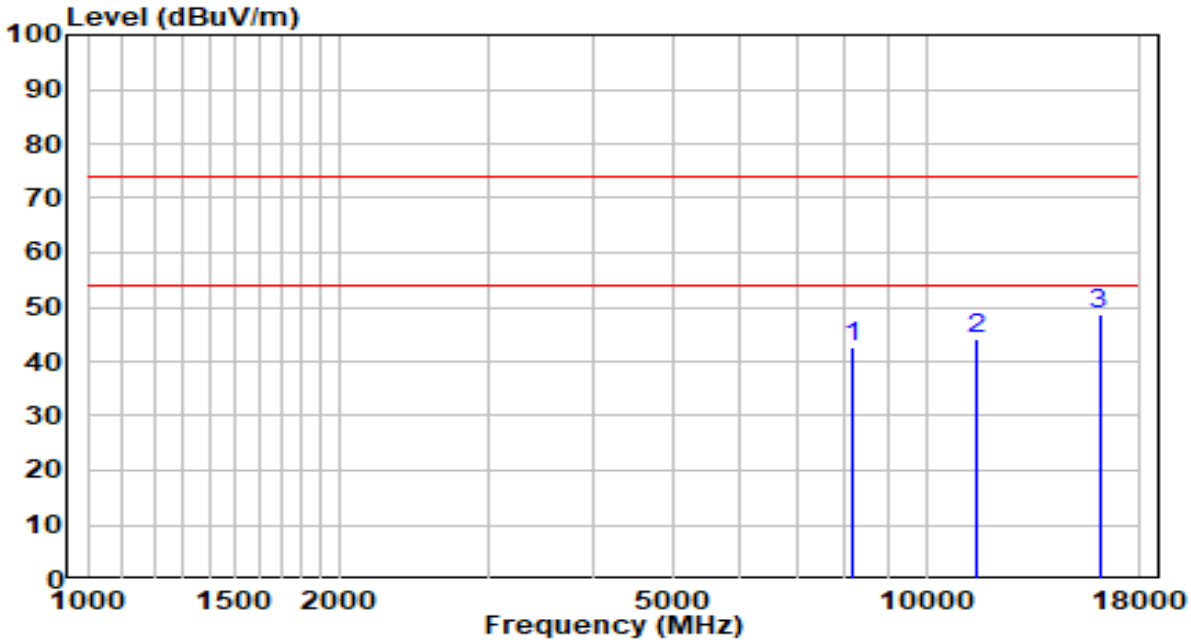

No		Frequency (MHz)	Reading (dBuV)	C.F (dB/m)	Measurement (dBuV/m)	Margin (dB)	Limit (dBuV/m)	Remark (QP/PK/AV)
1		8182.500	29.19	13.51	42.70	-31.30	74.00	Peak
2		11480.500	24.05	20.02	44.07	-29.93	74.00	Peak
3	*	16087.500	28.48	20.31	48.79	-25.21	74.00	Peak

Note:

1. " *", means this data is the worst emission level.
2. C.F (Correction Factor) = Antenna Factor (dB/m) + Cable Loss (dB)– Preamplifier(dB).
3. Measurement(dBuV/m) = Reading(dBuV) + C.F (Correction Factor).

EUT	AXE5400 Tri-Band Wi-Fi 6E Router	Date of Test	2021-10-11
Factor	BBHA 9120D (1GHz~18GHz)	Temp. / Humidity	25.8°C/52.7%
Polarity	Horizontal	Site / Test Engineer	AC1 / Jay
Test Mode	Transmit at 2412MHz by 802.11n-HT20	Test Voltage	AC 120V/60Hz

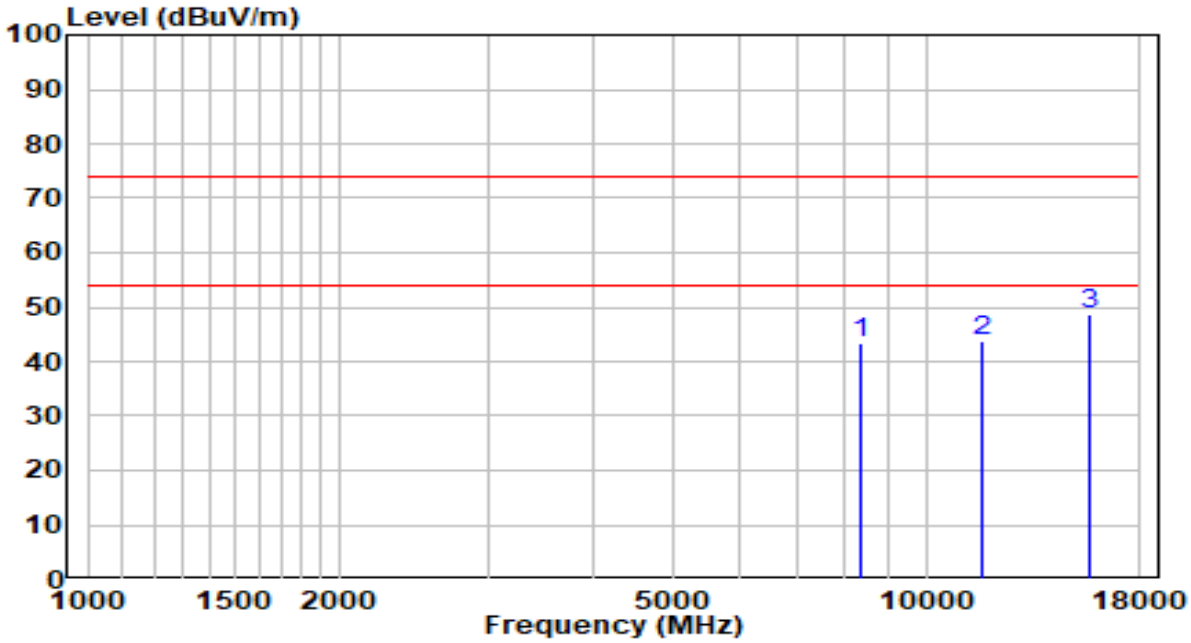

No		Frequency (MHz)	Reading (dBuV)	C.F (dB/m)	Measurement (dBuV/m)	Margin (dB)	Limit (dBuV/m)	Remark (QP/PK/AV)
1		8361.000	29.65	13.59	43.25	-30.75	74.00	Peak
2		11684.500	24.29	19.63	43.93	-30.07	74.00	Peak
3	*	15705.000	27.73	20.84	48.57	-25.43	74.00	Peak

Note:

1. " *", means this data is the worst emission level.
2. C.F (Correction Factor) = Antenna Factor (dB/m) + Cable Loss (dB)– Preamplifier(dB).
3. Measurement(dBuV/m) = Reading(dBuV) + C.F (Correction Factor).

EUT	AXE5400 Tri-Band Wi-Fi 6E Router	Date of Test	2021-10-11
Factor	BBHA 9120D (1GHz~18GHz)	Temp. / Humidity	25.8°C/52.7%
Polarity	Vertical	Site / Test Engineer	AC1 / Jay
Test Mode	Transmit at 2412MHz by 802.11n-HT20	Test Voltage	AC 120V/60Hz

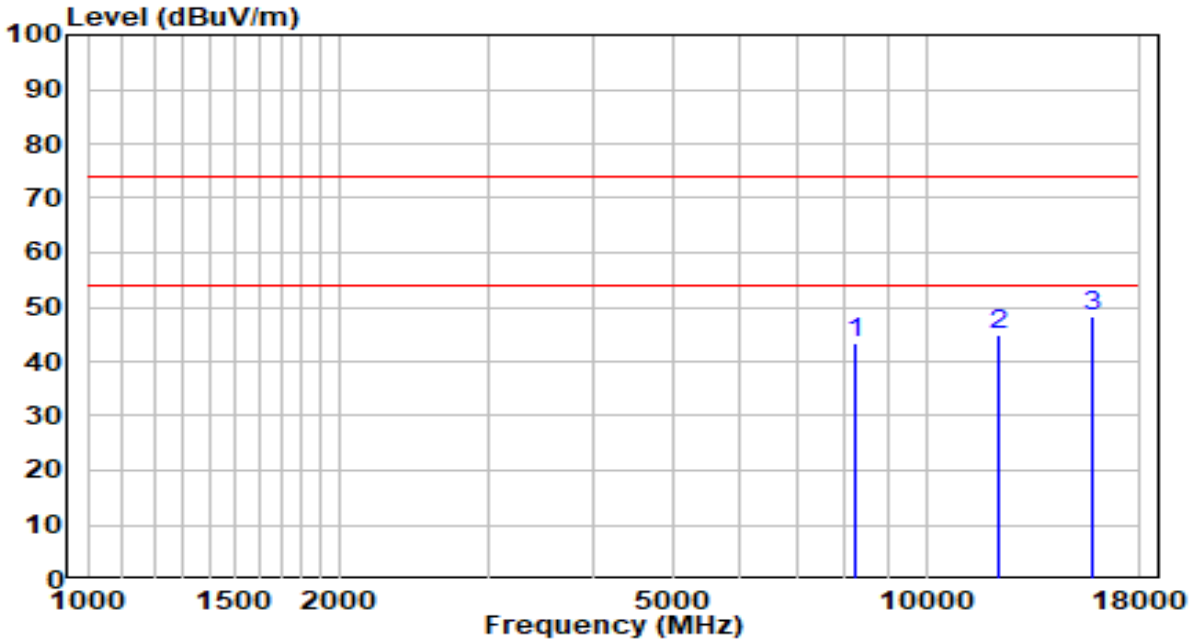

No		Frequency (MHz)	Reading (dBuV)	C.F (dB/m)	Measurement (dBuV/m)	Margin (dB)	Limit (dBuV/m)	Remark (QP/PK/AV)
1		8250.500	29.79	13.54	43.34	-30.66	74.00	Peak
2		12194.500	26.14	18.72	44.86	-29.14	74.00	Peak
3	*	15756.000	27.58	20.72	48.29	-25.71	74.00	Peak

Note:

1. " *", means this data is the worst emission level.
2. C.F (Correction Factor) = Antenna Factor (dB/m) + Cable Loss (dB)– Preamplifier(dB).
3. Measurement(dBuV/m) = Reading(dBuV) + C.F (Correction Factor).

EUT	AXE5400 Tri-Band Wi-Fi 6E Router	Date of Test	2021-10-11
Factor	BBHA 9120D (1GHz~18GHz)	Temp. / Humidity	25.8°C/52.7%
Polarity	Horizontal	Site / Test Engineer	AC1 / Jay
Test Mode	Transmit at 2437MHz by 802.11n-HT20	Test Voltage	AC 120V/60Hz

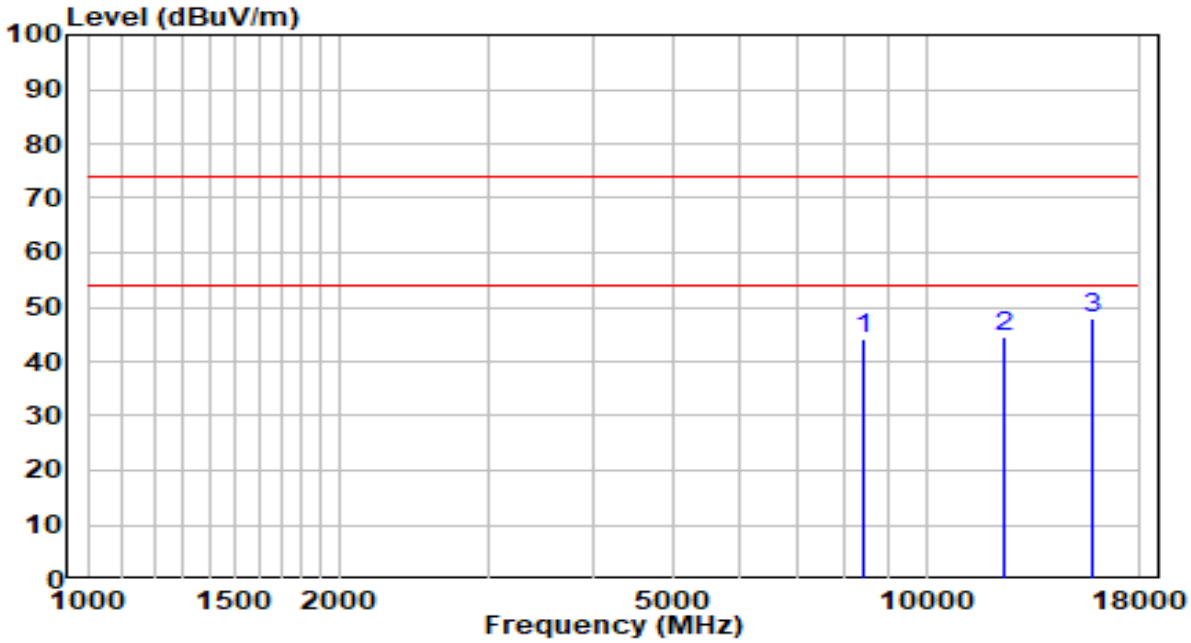

No		Frequency (MHz)	Reading (dBuV)	C.F (dB/m)	Measurement (dBuV/m)	Margin (dB)	Limit (dBuV/m)	Remark (QP/PK/AV)
1		8437.500	30.43	13.63	44.05	-29.95	74.00	Peak
2		12373.000	25.86	18.54	44.40	-29.60	74.00	Peak
3	*	15773.000	27.43	20.67	48.10	-25.90	74.00	Peak

Note:

1. " *", means this data is the worst emission level.
2. C.F (Correction Factor) = Antenna Factor (dB/m) + Cable Loss (dB)– Preamplifier(dB).
3. Measurement(dBuV/m) = Reading(dBuV) + C.F (Correction Factor).

EUT	AXE5400 Tri-Band Wi-Fi 6E Router	Date of Test	2021-10-11
Factor	BBHA 9120D (1GHz~18GHz)	Temp. / Humidity	25.8°C/52.7%
Polarity	Vertical	Site / Test Engineer	AC1 / Jay
Test Mode	Transmit at 2437MHz by 802.11n-HT20	Test Voltage	AC 120V/60Hz

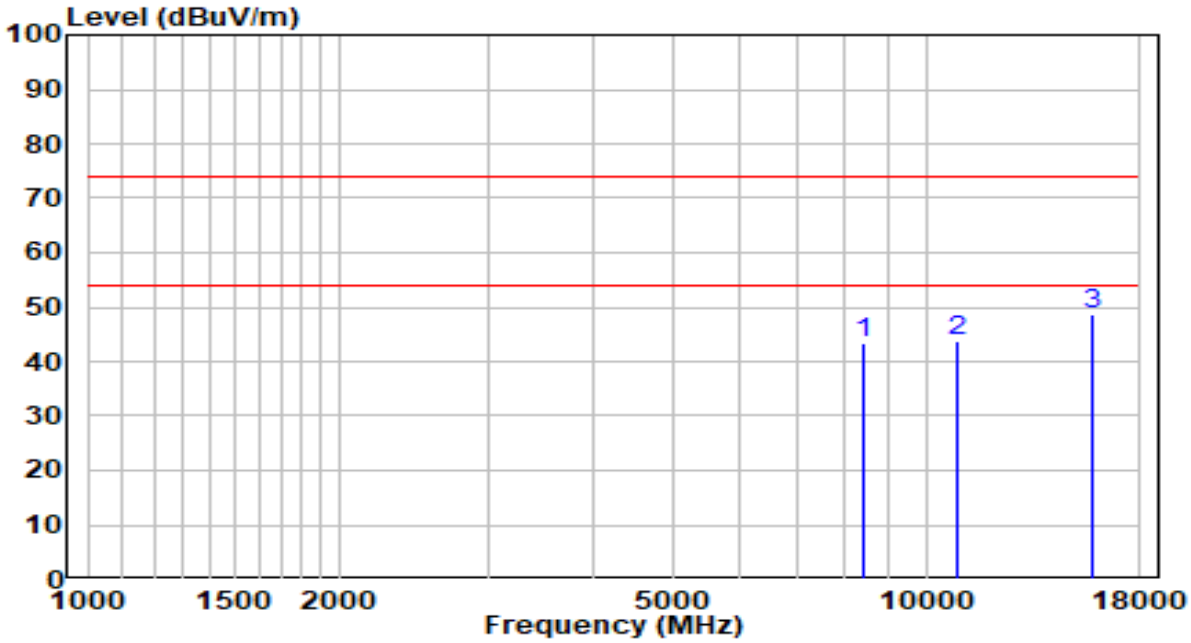

No		Frequency (MHz)	Reading (dBuV)	C.F (dB/m)	Measurement (dBuV/m)	Margin (dB)	Limit (dBuV/m)	Remark (QP/PK/AV)
1		8395.000	29.61	13.61	43.21	-30.79	74.00	Peak
2		10928.000	24.78	19.18	43.96	-30.04	74.00	Peak
3	*	15773.000	27.87	20.67	48.54	-25.46	74.00	Peak

Note:

1. " *", means this data is the worst emission level.
2. C.F (Correction Factor) = Antenna Factor (dB/m) + Cable Loss (dB)– Preamplifier(dB).
3. Measurement(dBuV/m) = Reading(dBuV) + C.F (Correction Factor).

EUT	AXE5400 Tri-Band Wi-Fi 6E Router	Date of Test	2021-10-11
Factor	BBHA 9120D (1GHz~18GHz)	Temp. / Humidity	25.8°C/52.7%
Polarity	Horizontal	Site / Test Engineer	AC1 / Jay
Test Mode	Transmit at 2462MHz by 802.11n-HT20	Test Voltage	AC 120V/60Hz

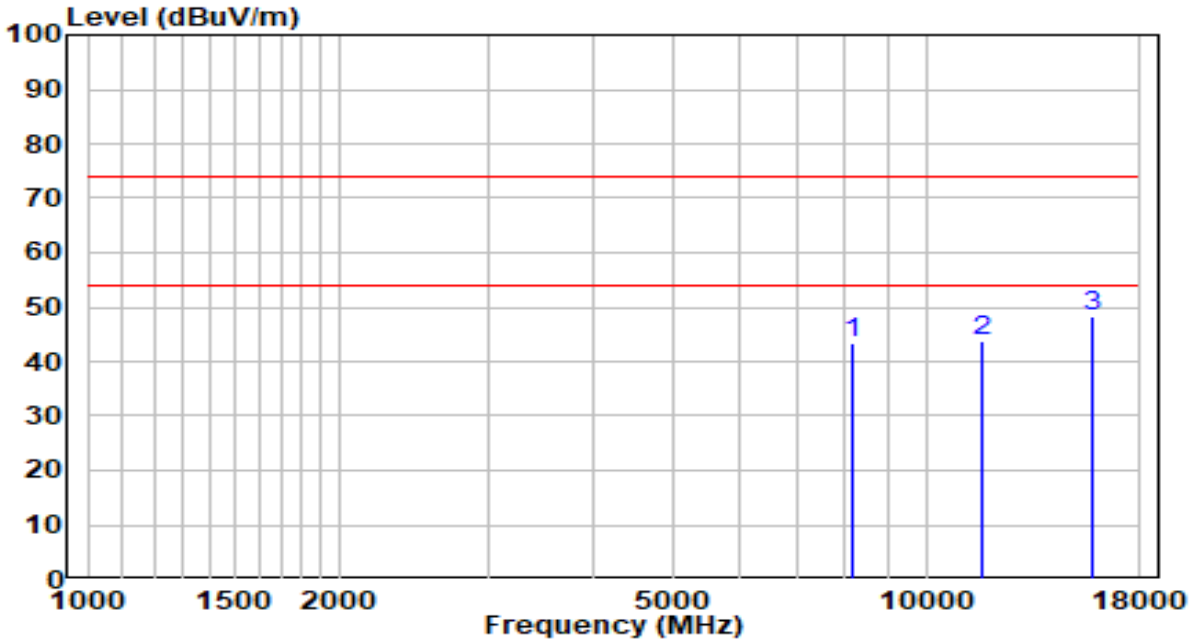

No		Frequency (MHz)	Reading (dBuV)	C.F (dB/m)	Measurement (dBuV/m)	Margin (dB)	Limit (dBuV/m)	Remark (QP/PK/AV)
1		8191.000	30.05	13.52	43.56	-30.44	74.00	Peak
2		11667.500	24.12	19.67	43.79	-30.21	74.00	Peak
3	*	15841.000	27.85	20.50	48.36	-25.64	74.00	Peak

Note:

1. " *", means this data is the worst emission level.
2. C.F (Correction Factor) = Antenna Factor (dB/m) + Cable Loss (dB)– Preamplifier(dB).
3. Measurement(dBuV/m) = Reading(dBuV) + C.F (Correction Factor).

EUT	AXE5400 Tri-Band Wi-Fi 6E Router	Date of Test	2021-10-11
Factor	BBHA 9120D (1GHz~18GHz)	Temp. / Humidity	25.8°C/52.7%
Polarity	Vertical	Site / Test Engineer	AC1 / Jay
Test Mode	Transmit at 2462MHz by 802.11n-HT20	Test Voltage	AC 120V/60Hz

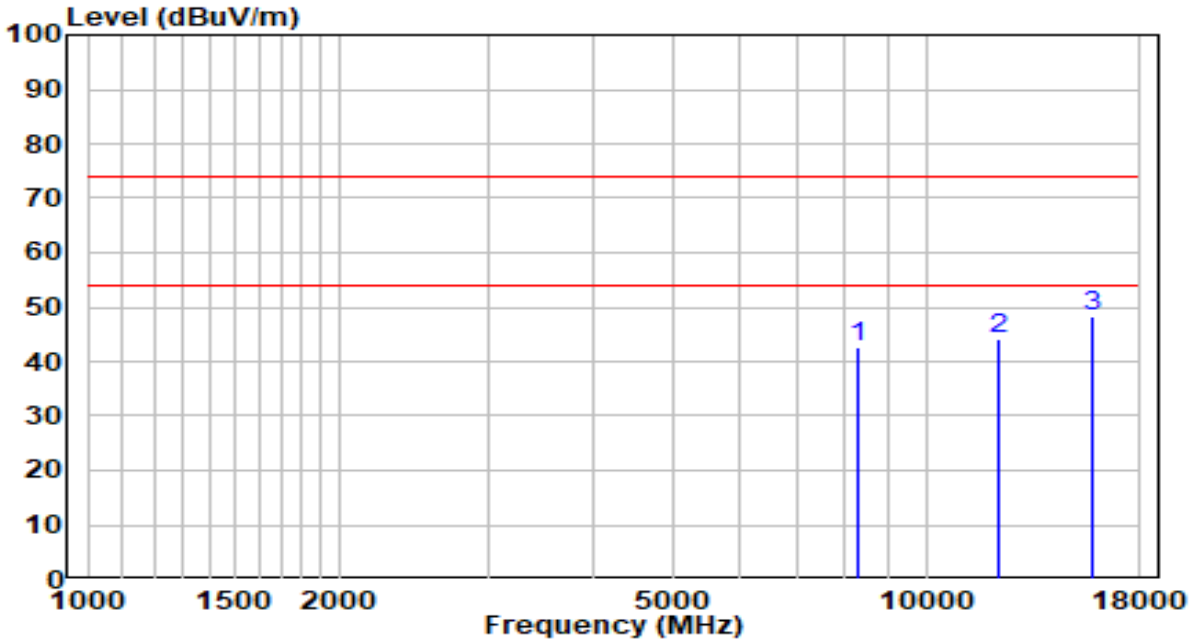

No		Frequency (MHz)	Reading (dBuV)	C.F (dB/m)	Measurement (dBuV/m)	Margin (dB)	Limit (dBuV/m)	Remark (QP/PK/AV)
1		8293.000	29.07	13.56	42.63	-31.37	74.00	Peak
2		12211.500	25.38	18.70	44.08	-29.92	74.00	Peak
3	*	15730.500	27.35	20.78	48.13	-25.87	74.00	Peak

Note:

1. " *", means this data is the worst emission level.
2. C.F (Correction Factor) = Antenna Factor (dB/m) + Cable Loss (dB)– Preamplifier(dB).
3. Measurement(dBuV/m) = Reading(dBuV) + C.F (Correction Factor).

EUT	AXE5400 Tri-Band Wi-Fi 6E Router	Date of Test	2021-10-11
Factor	BBHA 9120D (1GHz~18GHz)	Temp. / Humidity	25.8°C/52.7%
Polarity	Horizontal	Site / Test Engineer	AC1 / Jay
Test Mode	Transmit at 2422MHz by 802.11n-HT40	Test Voltage	AC 120V/60Hz

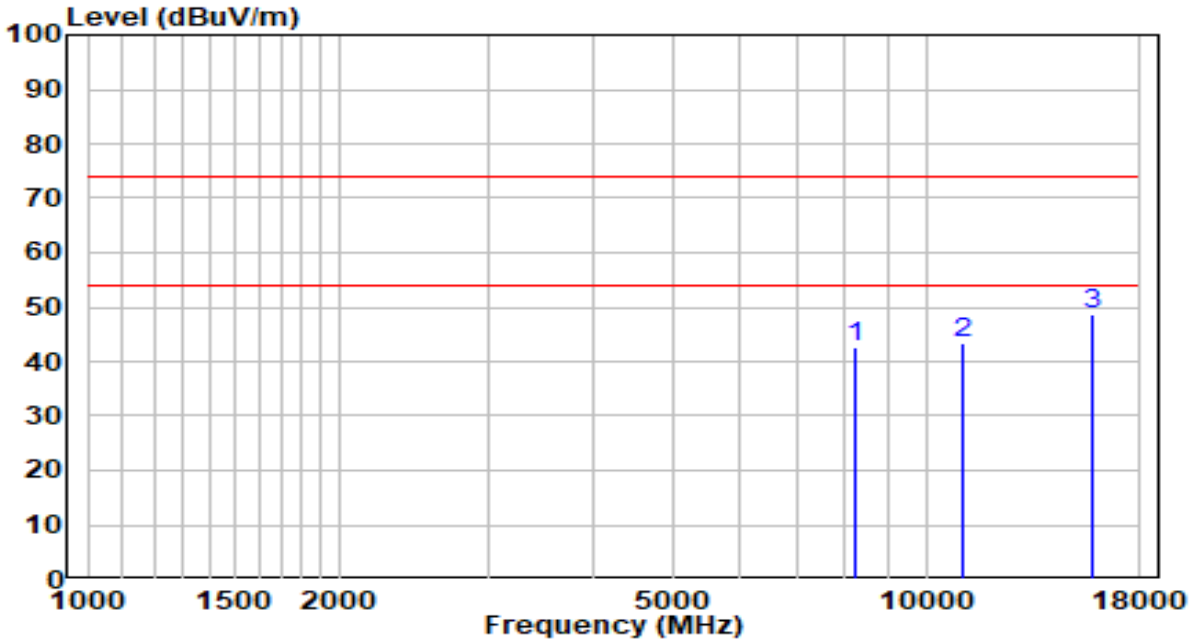

No		Frequency (MHz)	Reading (dBuV)	C.F (dB/m)	Measurement (dBuV/m)	Margin (dB)	Limit (dBuV/m)	Remark (QP/PK/AV)
1		8259.000	29.04	13.55	42.58	-31.42	74.00	Peak
2		11098.000	23.99	19.43	43.42	-30.58	74.00	Peak
3	*	15841.000	28.25	20.50	48.75	-25.25	74.00	Peak

Note:

1. " *", means this data is the worst emission level.
2. C.F (Correction Factor) = Antenna Factor (dB/m) + Cable Loss (dB)– Preamplifier(dB).
3. Measurement(dBuV/m) = Reading(dBuV) + C.F (Correction Factor).

EUT	AXE5400 Tri-Band Wi-Fi 6E Router	Date of Test	2021-10-11
Factor	BBHA 9120D (1GHz~18GHz)	Temp. / Humidity	25.8°C/52.7%
Polarity	Vertical	Site / Test Engineer	AC1 / Jay
Test Mode	Transmit at 2422MHz by 802.11n-HT40	Test Voltage	AC 120V/60Hz

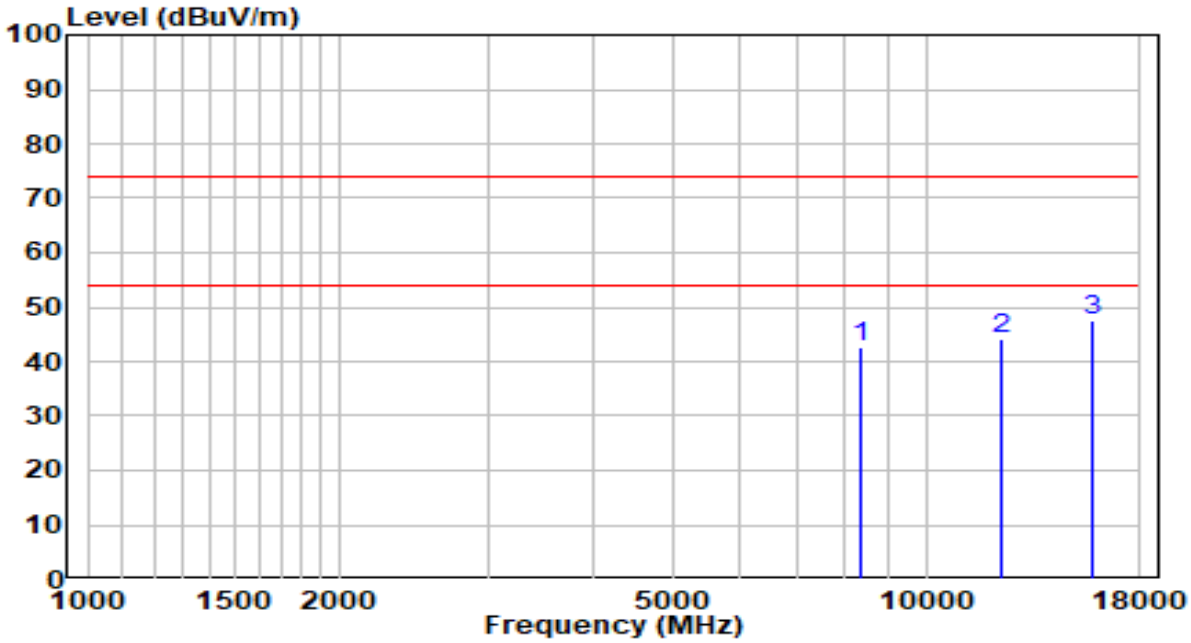

No		Frequency (MHz)	Reading (dBuV)	C.F (dB/m)	Measurement (dBuV/m)	Margin (dB)	Limit (dBuV/m)	Remark (QP/PK/AV)
1		8327.000	28.98	13.58	42.55	-31.45	74.00	Peak
2		12296.500	25.67	18.61	44.29	-29.71	74.00	Peak
3	*	15781.500	27.03	20.65	47.68	-26.32	74.00	Peak

Note:

1. " *", means this data is the worst emission level.
2. C.F (Correction Factor) = Antenna Factor (dB/m) + Cable Loss (dB)– Preamplifier(dB).
3. Measurement(dBuV/m) = Reading(dBuV) + C.F (Correction Factor).

EUT	AXE5400 Tri-Band Wi-Fi 6E Router	Date of Test	2021-10-11
Factor	BBHA 9120D (1GHz~18GHz)	Temp. / Humidity	25.8°C/52.7%
Polarity	Horizontal	Site / Test Engineer	AC1 / Jay
Test Mode	Transmit at 2437MHz by 802.11n-HT40	Test Voltage	AC 120V/60Hz

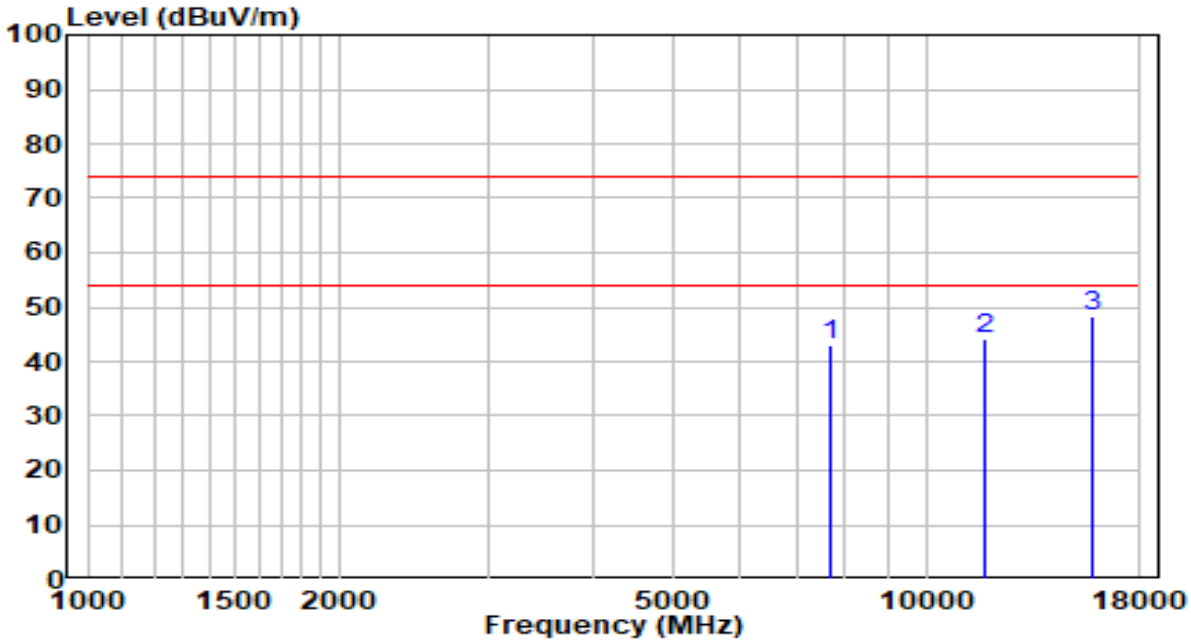

No		Frequency (MHz)	Reading (dBuV)	C.F (dB/m)	Measurement (dBuV/m)	Margin (dB)	Limit (dBuV/m)	Remark (QP/PK/AV)
1		7689.500	29.95	13.17	43.12	-30.88	74.00	Peak
2		11718.500	24.56	19.56	44.11	-29.89	74.00	Peak
3	*	15747.500	27.56	20.74	48.29	-25.71	74.00	Peak

Note:

1. " *", means this data is the worst emission level.
2. C.F (Correction Factor) = Antenna Factor (dB/m) + Cable Loss (dB)– Preamplifier(dB).
3. Measurement(dBuV/m) = Reading(dBuV) + C.F (Correction Factor).

EUT	AXE5400 Tri-Band Wi-Fi 6E Router	Date of Test	2021-10-11
Factor	BBHA 9120D (1GHz~18GHz)	Temp. / Humidity	25.8°C/52.7%
Polarity	Vertical	Site / Test Engineer	AC1 / Jay
Test Mode	Transmit at 2437MHz by 802.11n-HT40	Test Voltage	AC 120V/60Hz

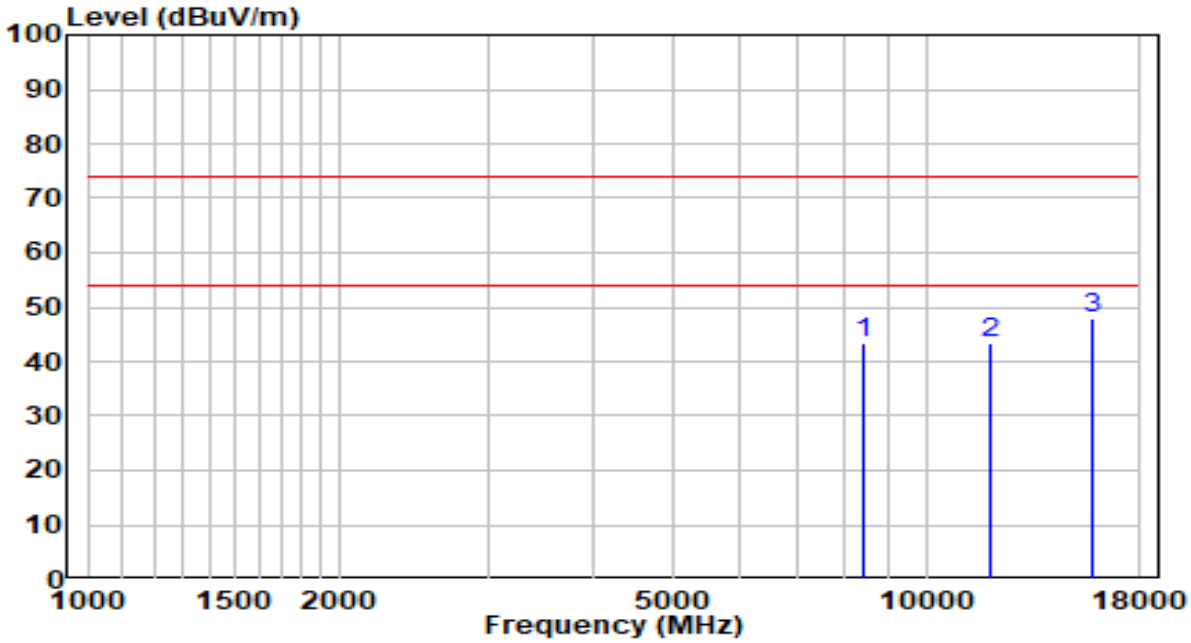

No		Frequency (MHz)	Reading (dBuV)	C.F (dB/m)	Measurement (dBuV/m)	Margin (dB)	Limit (dBuV/m)	Remark (QP/PK/AV)
1		8446.000	29.64	13.63	43.27	-30.73	74.00	Peak
2		11948.000	24.40	19.04	43.44	-30.56	74.00	Peak
3	*	15747.500	27.02	20.74	47.75	-26.25	74.00	Peak

Note:

1. " *", means this data is the worst emission level.
2. C.F (Correction Factor) = Antenna Factor (dB/m) + Cable Loss (dB)– Preamplifier(dB).
3. Measurement(dBuV/m) = Reading(dBuV) + C.F (Correction Factor).

EUT	AXE5400 Tri-Band Wi-Fi 6E Router	Date of Test	2021-10-11
Factor	BBHA 9120D (1GHz~18GHz)	Temp. / Humidity	25.8°C/52.7%
Polarity	Horizontal	Site / Test Engineer	AC1 / Jay
Test Mode	Transmit at 2452MHz by 802.11n-HT40	Test Voltage	AC 120V/60Hz

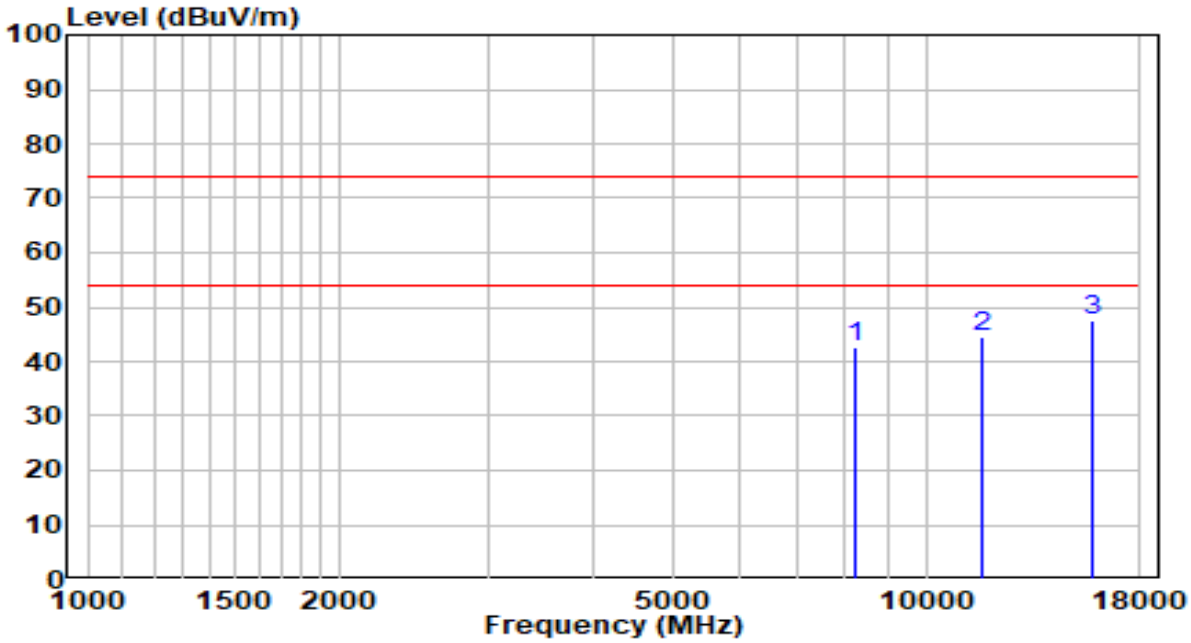

No		Frequency (MHz)	Reading (dBuV)	C.F (dB/m)	Measurement (dBuV/m)	Margin (dB)	Limit (dBuV/m)	Remark (QP/PK/AV)
1		8242.000	29.26	13.54	42.80	-31.20	74.00	Peak
2		11684.500	24.78	19.63	44.41	-29.59	74.00	Peak
3	*	15739.000	26.83	20.76	47.59	-26.41	74.00	Peak

Note:

1. " *", means this data is the worst emission level.
2. C.F (Correction Factor) = Antenna Factor (dB/m) + Cable Loss (dB)– Preamplifier(dB).
3. Measurement(dBuV/m) = Reading(dBuV) + C.F (Correction Factor).

EUT	AXE5400 Tri-Band Wi-Fi 6E Router	Date of Test	2021-10-11
Factor	BBHA 9120D (1GHz~18GHz)	Temp. / Humidity	25.8°C/52.7%
Polarity	Vertical	Site / Test Engineer	AC1 / Jay
Test Mode	Transmit at 2452MHz by 802.11n-HT40	Test Voltage	AC 120V/60Hz

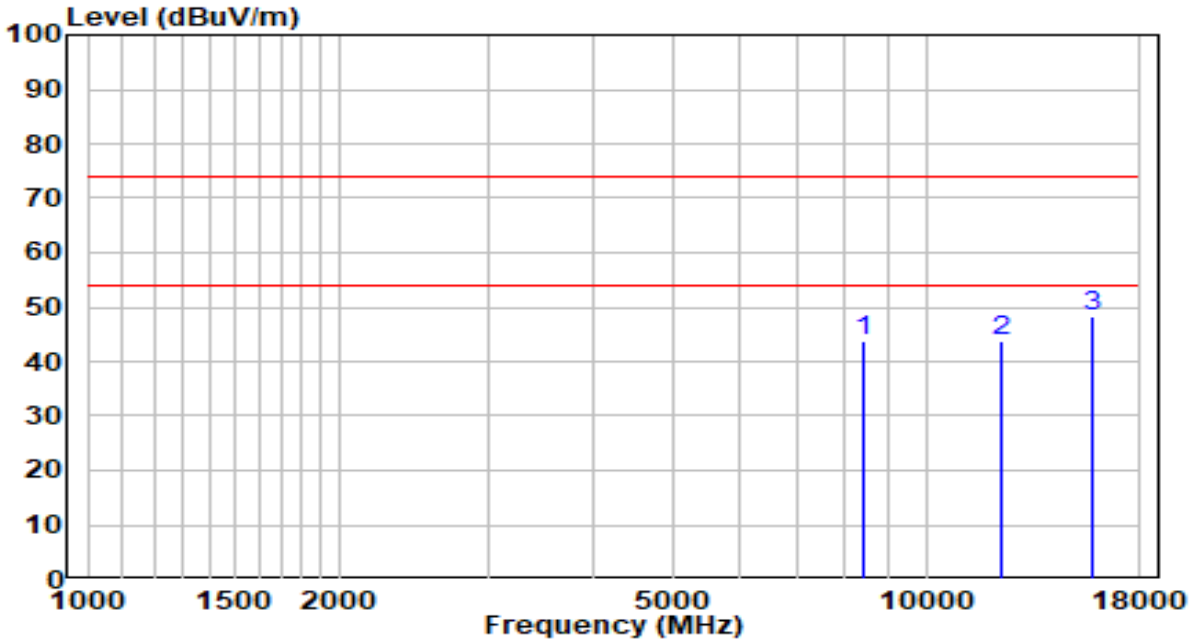

No		Frequency (MHz)	Reading (dBuV)	C.F (dB/m)	Measurement (dBuV/m)	Margin (dB)	Limit (dBuV/m)	Remark (QP/PK/AV)
1		8412.000	30.04	13.62	43.65	-30.35	74.00	Peak
2		12305.000	25.23	18.61	43.84	-30.16	74.00	Peak
3	*	15841.000	27.85	20.50	48.36	-25.64	74.00	Peak

Note:

1. " *", means this data is the worst emission level.
2. C.F (Correction Factor) = Antenna Factor (dB/m) + Cable Loss (dB)– Preamplifier(dB).
3. Measurement(dBuV/m) = Reading(dBuV) + C.F (Correction Factor).

EUT	AXE5400 Tri-Band Wi-Fi 6E Router	Date of Test	2021-10-11
Factor	BBHA 9120D (1GHz~18GHz)	Temp. / Humidity	25.8°C/52.7%
Polarity	Horizontal	Site / Test Engineer	AC1 / Jay
Test Mode	Transmit at 2412MHz by 802.11ax-HE20	Test Voltage	AC 120V/60Hz

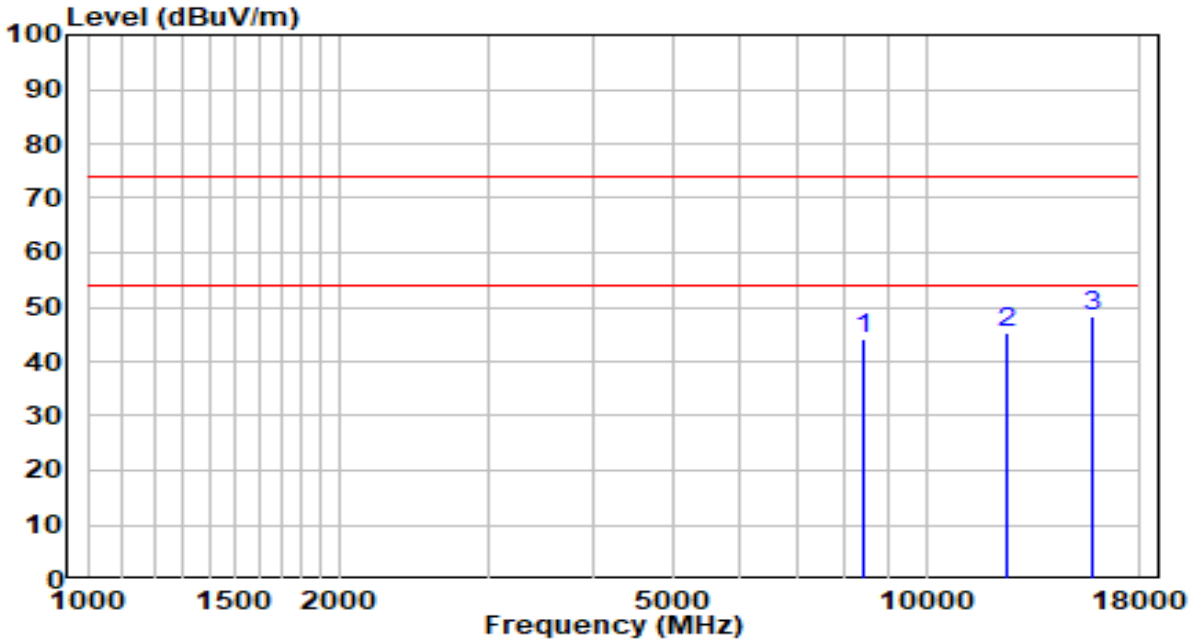

No		Frequency (MHz)	Reading (dBuV)	C.F (dB/m)	Measurement (dBuV/m)	Margin (dB)	Limit (dBuV/m)	Remark (QP/PK/AV)
1		8420.500	30.37	13.62	43.99	-30.01	74.00	Peak
2		12449.500	26.74	18.46	45.20	-28.80	74.00	Peak
3	*	15756.000	27.48	20.72	48.19	-25.81	74.00	Peak

Note:

1. " *", means this data is the worst emission level.
2. C.F (Correction Factor) = Antenna Factor (dB/m) + Cable Loss (dB)– Preamplifier(dB).
3. Measurement(dBuV/m) = Reading(dBuV) + C.F (Correction Factor).

EUT	AXE5400 Tri-Band Wi-Fi 6E Router	Date of Test	2021-10-11
Factor	BBHA 9120D (1GHz~18GHz)	Temp. / Humidity	25.8°C/52.7%
Polarity	Vertical	Site / Test Engineer	AC1 / Jay
Test Mode	Transmit at 2412MHz by 802.11ax-HE20	Test Voltage	AC 120V/60Hz

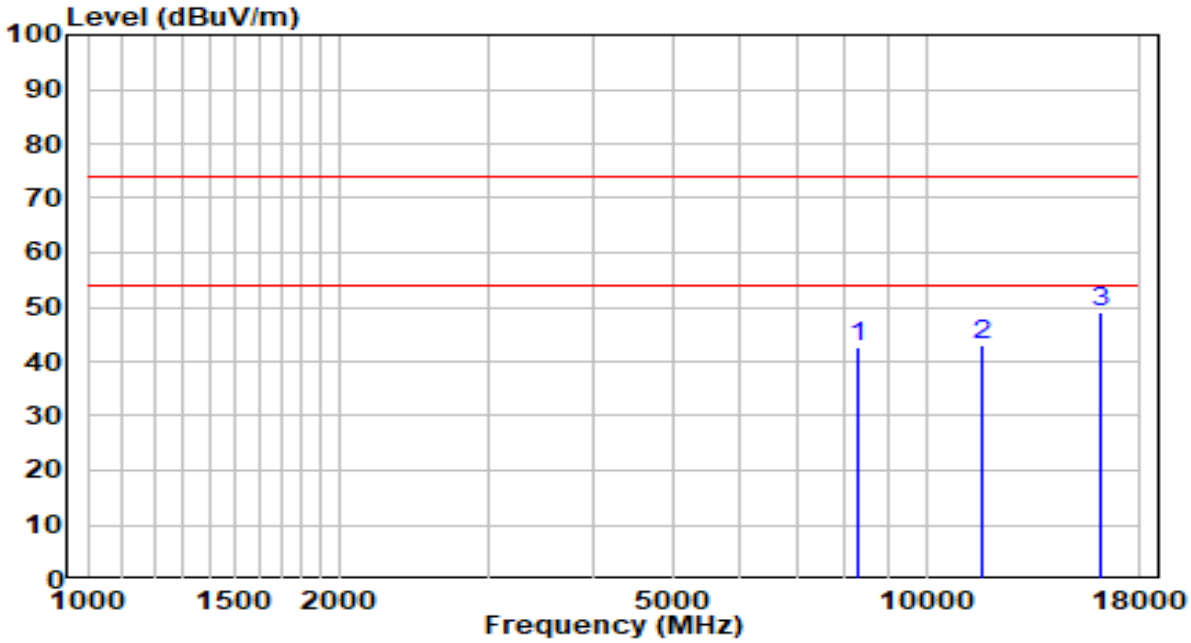

No		Frequency (MHz)	Reading (dBuV)	C.F (dB/m)	Measurement (dBuV/m)	Margin (dB)	Limit (dBuV/m)	Remark (QP/PK/AV)
1		8318.500	29.04	13.57	42.61	-31.39	74.00	Peak
2		11676.000	23.37	19.65	43.02	-30.98	74.00	Peak
3	*	16172.500	28.46	20.51	48.96	-25.04	74.00	Peak

Note:

1. " *", means this data is the worst emission level.
2. C.F (Correction Factor) = Antenna Factor (dB/m) + Cable Loss (dB)– Preamplifier(dB).
3. Measurement(dBuV/m) = Reading(dBuV) + C.F (Correction Factor).

EUT	AXE5400 Tri-Band Wi-Fi 6E Router	Date of Test	2021-10-11
Factor	BBHA 9120D (1GHz~18GHz)	Temp. / Humidity	25.8°C/52.7%
Polarity	Horizontal	Site / Test Engineer	AC1 / Jay
Test Mode	Transmit at 2437MHz by 802.11ax-HE20	Test Voltage	AC 120V/60Hz

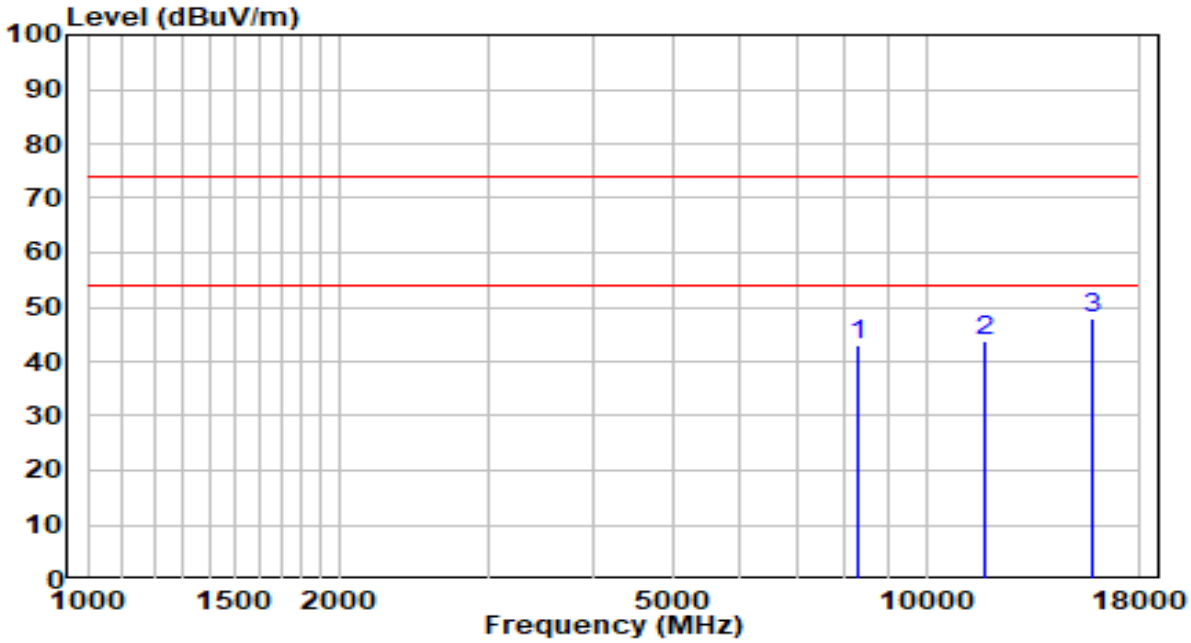

No		Frequency (MHz)	Reading (dBuV)	C.F (dB/m)	Measurement (dBuV/m)	Margin (dB)	Limit (dBuV/m)	Remark (QP/PK/AV)
1		8318.500	29.40	13.57	42.97	-31.03	74.00	Peak
2		11786.500	24.23	19.40	43.63	-30.37	74.00	Peak
3	*	15841.000	27.24	20.50	47.75	-26.25	74.00	Peak

Note:

1. " *", means this data is the worst emission level.
2. C.F (Correction Factor) = Antenna Factor (dB/m) + Cable Loss (dB)– Preamplifier(dB).
3. Measurement(dBuV/m) = Reading(dBuV) + C.F (Correction Factor).

EUT	AXE5400 Tri-Band Wi-Fi 6E Router	Date of Test	2021-10-11
Factor	BBHA 9120D (1GHz~18GHz)	Temp. / Humidity	25.8°C/52.7%
Polarity	Vertical	Site / Test Engineer	AC1 / Jay
Test Mode	Transmit at 2437MHz by 802.11ax-HE20	Test Voltage	AC 120V/60Hz

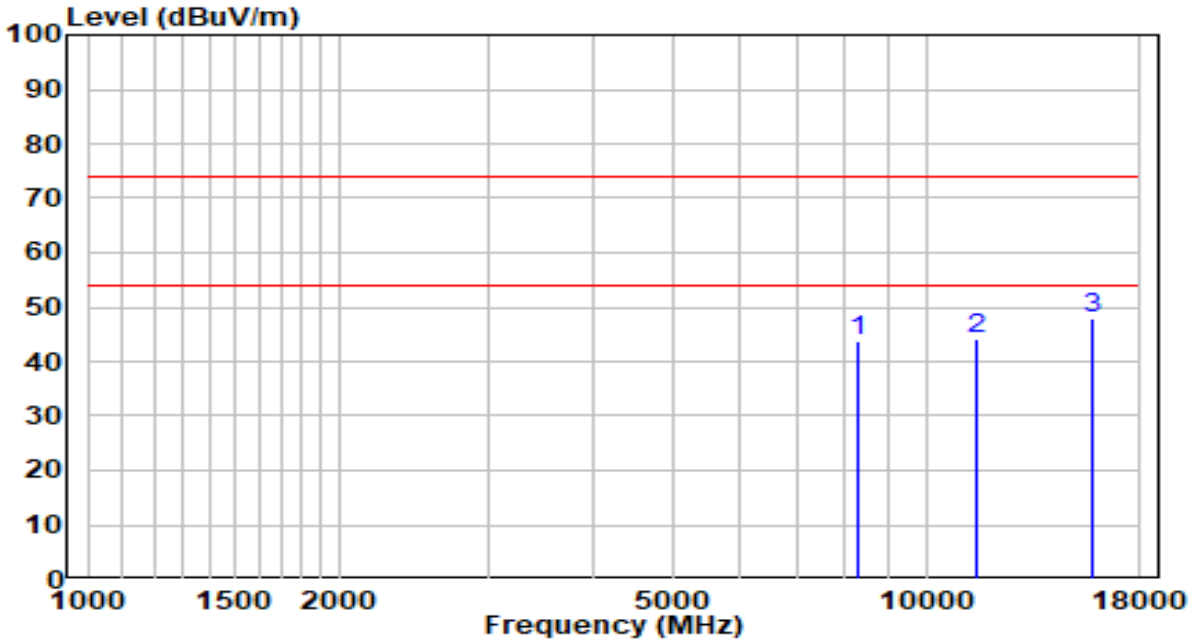

No		Frequency (MHz)	Reading (dBuV)	C.F (dB/m)	Measurement (dBuV/m)	Margin (dB)	Limit (dBuV/m)	Remark (QP/PK/AV)
1		8293.000	30.18	13.56	43.74	-30.26	74.00	Peak
2		11523.000	24.11	20.00	44.11	-29.89	74.00	Peak
3	*	15756.000	27.07	20.72	47.78	-26.22	74.00	Peak

Note:

1. " *", means this data is the worst emission level.
2. C.F (Correction Factor) = Antenna Factor (dB/m) + Cable Loss (dB)– Preamplifier(dB).
3. Measurement(dBuV/m) = Reading(dBuV) + C.F (Correction Factor).

EUT	AXE5400 Tri-Band Wi-Fi 6E Router	Date of Test	2021-10-11
Factor	BBHA 9120D (1GHz~18GHz)	Temp. / Humidity	25.8°C/52.7%
Polarity	Horizontal	Site / Test Engineer	AC1 / Jay
Test Mode	Transmit at 2462MHz by 802.11ax-HE20	Test Voltage	AC 120V/60Hz

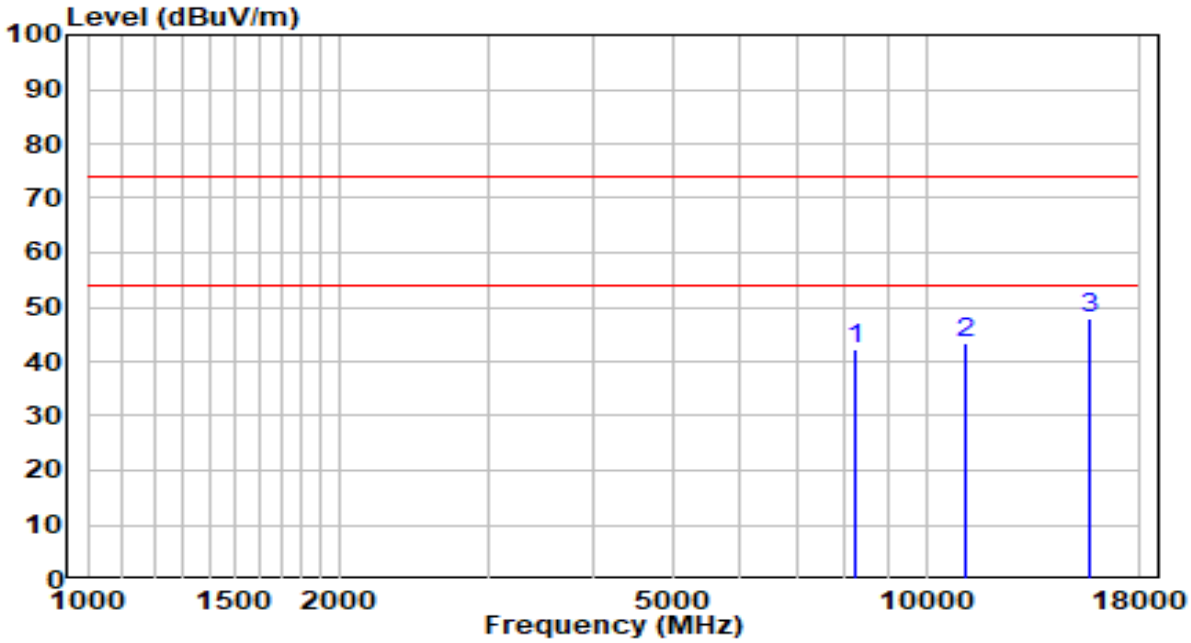

No		Frequency (MHz)	Reading (dBuV)	C.F (dB/m)	Measurement (dBuV/m)	Margin (dB)	Limit (dBuV/m)	Remark (QP/PK/AV)
1		8259.000	28.89	13.55	42.44	-31.56	74.00	Peak
2		11132.000	23.97	19.48	43.46	-30.54	74.00	Peak
3	*	15713.500	27.13	20.82	47.95	-26.05	74.00	Peak

Note:

1. " *", means this data is the worst emission level.
2. C.F (Correction Factor) = Antenna Factor (dB/m) + Cable Loss (dB)– Preamplifier(dB).
3. Measurement(dBuV/m) = Reading(dBuV) + C.F (Correction Factor).

EUT	AXE5400 Tri-Band Wi-Fi 6E Router	Date of Test	2021-10-11
Factor	BBHA 9120D (1GHz~18GHz)	Temp. / Humidity	25.8°C/52.7%
Polarity	Vertical	Site / Test Engineer	AC1 / Jay
Test Mode	Transmit at 2462MHz by 802.11ax-HE20	Test Voltage	AC 120V/60Hz

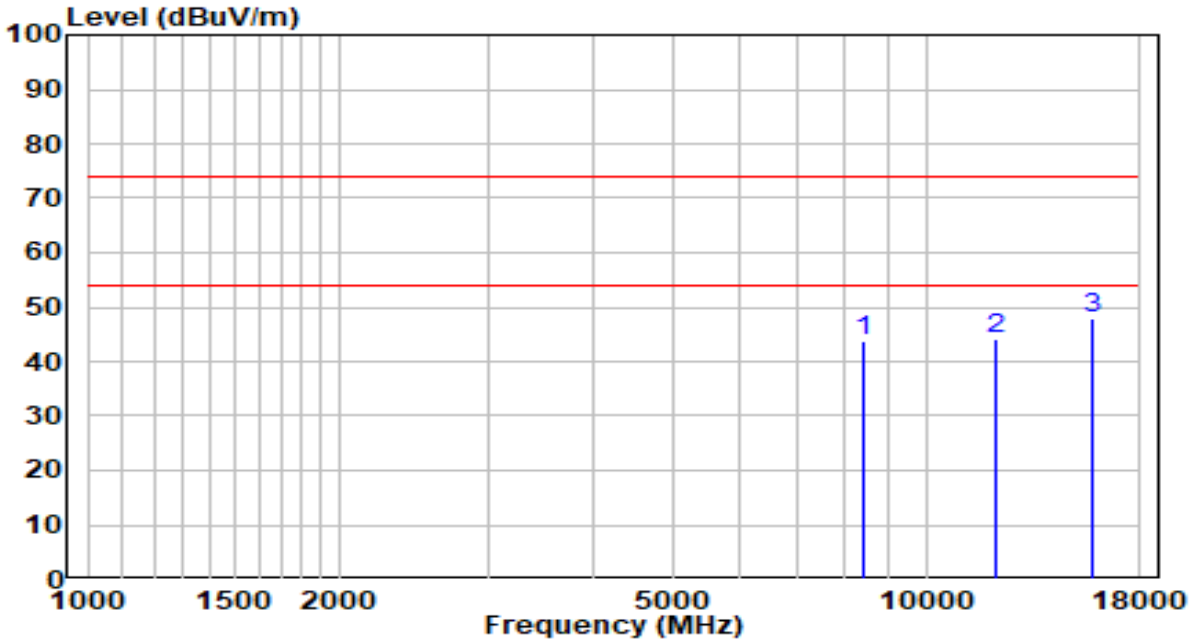

No		Frequency (MHz)	Reading (dBuV)	C.F (dB/m)	Measurement (dBuV/m)	Margin (dB)	Limit (dBuV/m)	Remark (QP/PK/AV)
1		8437.500	30.02	13.63	43.65	-30.35	74.00	Peak
2		12075.500	25.49	18.84	44.34	-29.66	74.00	Peak
3	*	15730.500	27.33	20.78	48.11	-25.89	74.00	Peak

Note:

1. " *", means this data is the worst emission level.
2. C.F (Correction Factor) = Antenna Factor (dB/m) + Cable Loss (dB)– Preamplifier(dB).
3. Measurement(dBuV/m) = Reading(dBuV) + C.F (Correction Factor).

EUT	AXE5400 Tri-Band Wi-Fi 6E Router	Date of Test	2021-10-11
Factor	BBHA 9120D (1GHz~18GHz)	Temp. / Humidity	25.8°C/52.7%
Polarity	Horizontal	Site / Test Engineer	AC1 / Jay
Test Mode	Transmit at 2422MHz by 802.11ax-HE40	Test Voltage	AC 120V/60Hz

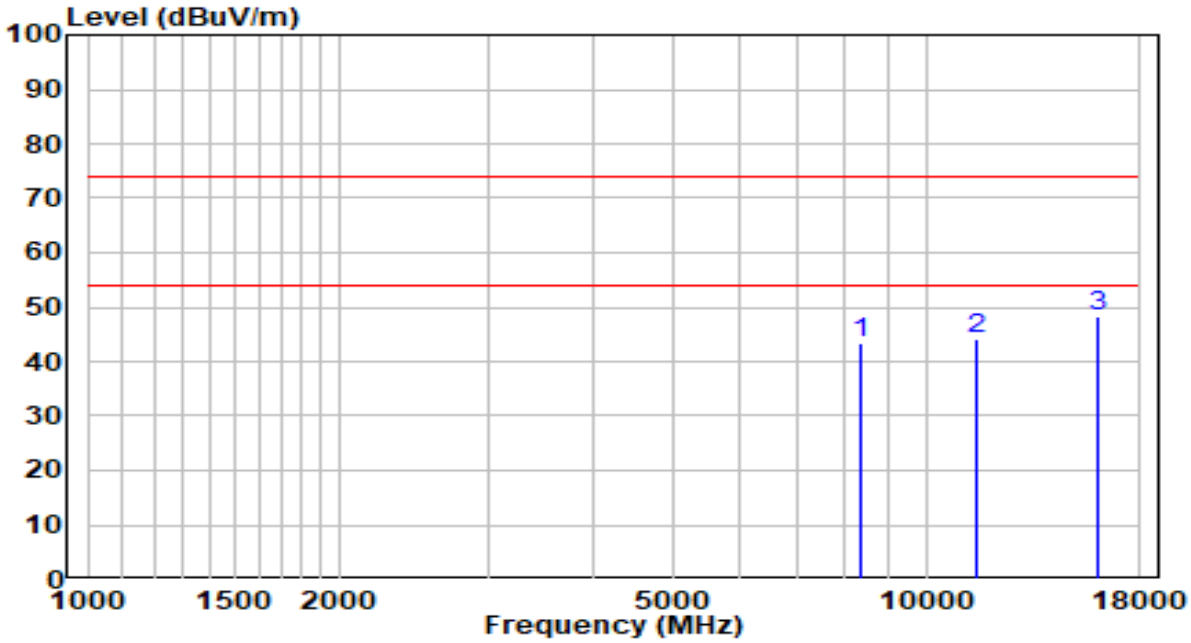

No		Frequency (MHz)	Reading (dBuV)	C.F (dB/m)	Measurement (dBuV/m)	Margin (dB)	Limit (dBuV/m)	Remark (QP/PK/AV)
1		8327.000	29.78	13.58	43.36	-30.64	74.00	Peak
2		11455.000	24.04	19.98	44.02	-29.98	74.00	Peak
3	*	15994.000	28.13	20.12	48.26	-25.74	74.00	Peak

Note:

1. " *", means this data is the worst emission level.
2. C.F (Correction Factor) = Antenna Factor (dB/m) + Cable Loss (dB)– Preamplifier(dB).
3. Measurement(dBuV/m) = Reading(dBuV) + C.F (Correction Factor).

EUT	AXE5400 Tri-Band Wi-Fi 6E Router	Date of Test	2021-10-11
Factor	BBHA 9120D (1GHz~18GHz)	Temp. / Humidity	25.8°C/52.7%
Polarity	Vertical	Site / Test Engineer	AC1 / Jay
Test Mode	Transmit at 2422MHz by 802.11ax-HE40	Test Voltage	AC 120V/60Hz

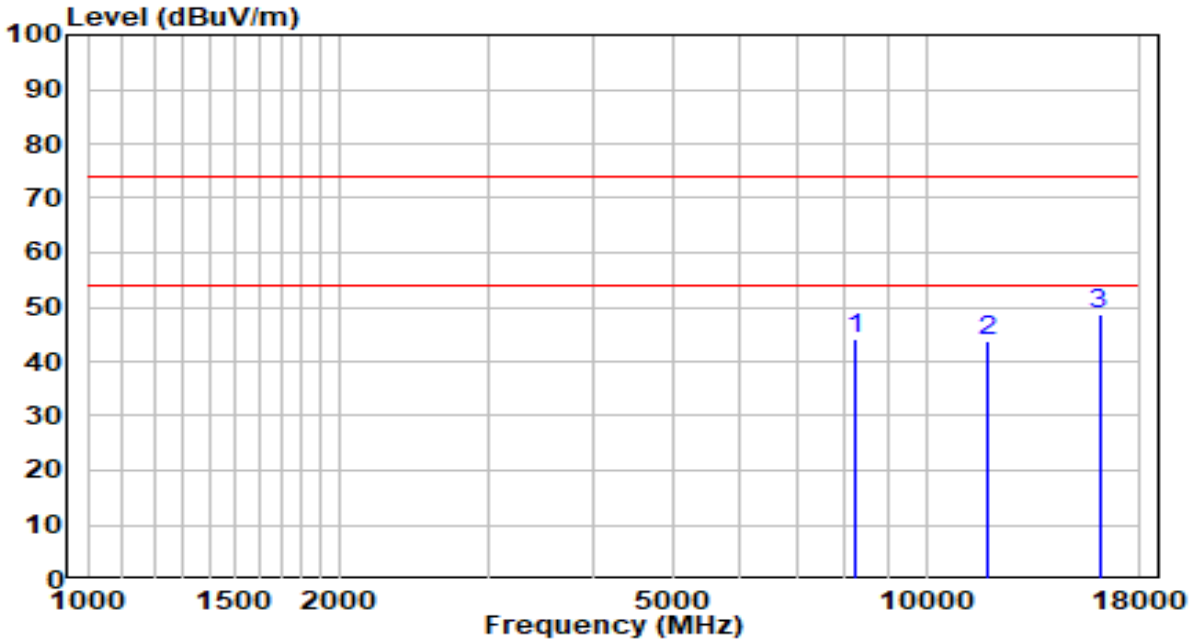

No		Frequency (MHz)	Reading (dBuV)	C.F (dB/m)	Measurement (dBuV/m)	Margin (dB)	Limit (dBuV/m)	Remark (QP/PK/AV)
1		8242.000	30.42	13.54	43.96	-30.04	74.00	Peak
2		11837.500	24.31	19.29	43.60	-30.40	74.00	Peak
3	*	16087.500	28.40	20.31	48.71	-25.29	74.00	Peak

Note:

1. " *", means this data is the worst emission level.
2. C.F (Correction Factor) = Antenna Factor (dB/m) + Cable Loss (dB)– Preamplifier(dB).
3. Measurement(dBuV/m) = Reading(dBuV) + C.F (Correction Factor).

EUT	AXE5400 Tri-Band Wi-Fi 6E Router	Date of Test	2021-10-11
Factor	BBHA 9120D (1GHz~18GHz)	Temp. / Humidity	25.8°C/52.7%
Polarity	Horizontal	Site / Test Engineer	AC1 / Jay
Test Mode	Transmit at 2437MHz by 802.11ax-HE40	Test Voltage	AC 120V/60Hz

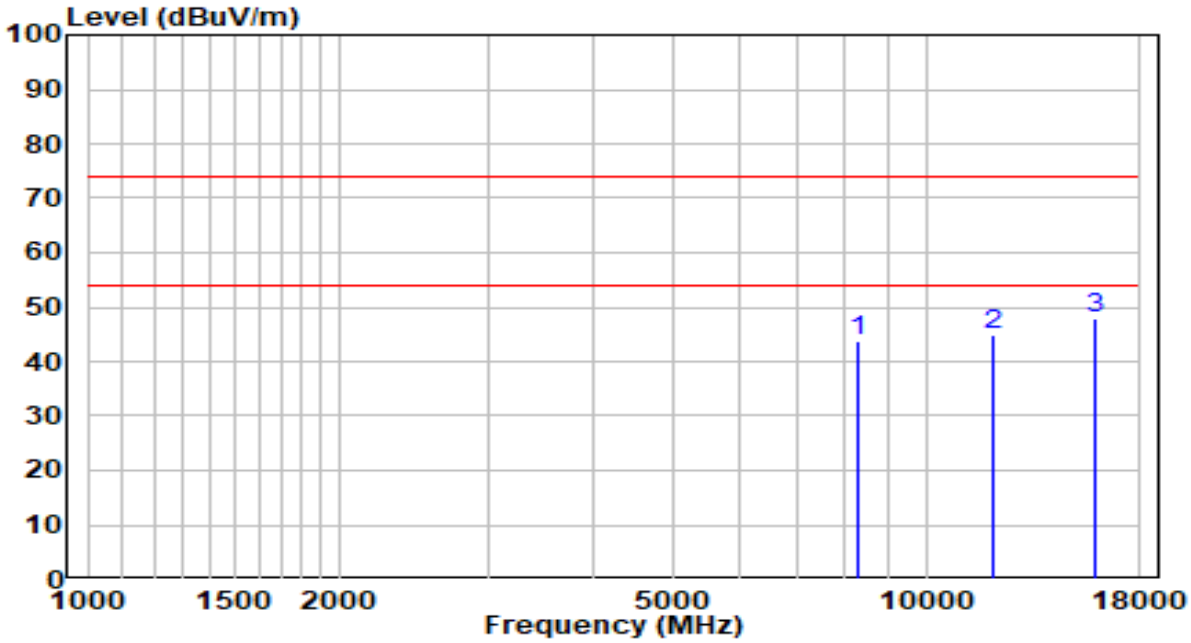

No		Frequency (MHz)	Reading (dBuV)	C.F (dB/m)	Measurement (dBuV/m)	Margin (dB)	Limit (dBuV/m)	Remark (QP/PK/AV)
1		8310.000	30.05	13.57	43.62	-30.38	74.00	Peak
2		12058.500	26.01	18.86	44.87	-29.13	74.00	Peak
3	*	15849.500	27.36	20.48	47.84	-26.16	74.00	Peak

Note:

1. " *", means this data is the worst emission level.
2. C.F (Correction Factor) = Antenna Factor (dB/m) + Cable Loss (dB)– Preamplifier(dB).
3. Measurement(dBuV/m) = Reading(dBuV) + C.F (Correction Factor).

EUT	AXE5400 Tri-Band Wi-Fi 6E Router	Date of Test	2021-10-11
Factor	BBHA 9120D (1GHz~18GHz)	Temp. / Humidity	25.8°C/52.7%
Polarity	Vertical	Site / Test Engineer	AC1 / Jay
Test Mode	Transmit at 2437MHz by 802.11ax-HE40	Test Voltage	AC 120V/60Hz

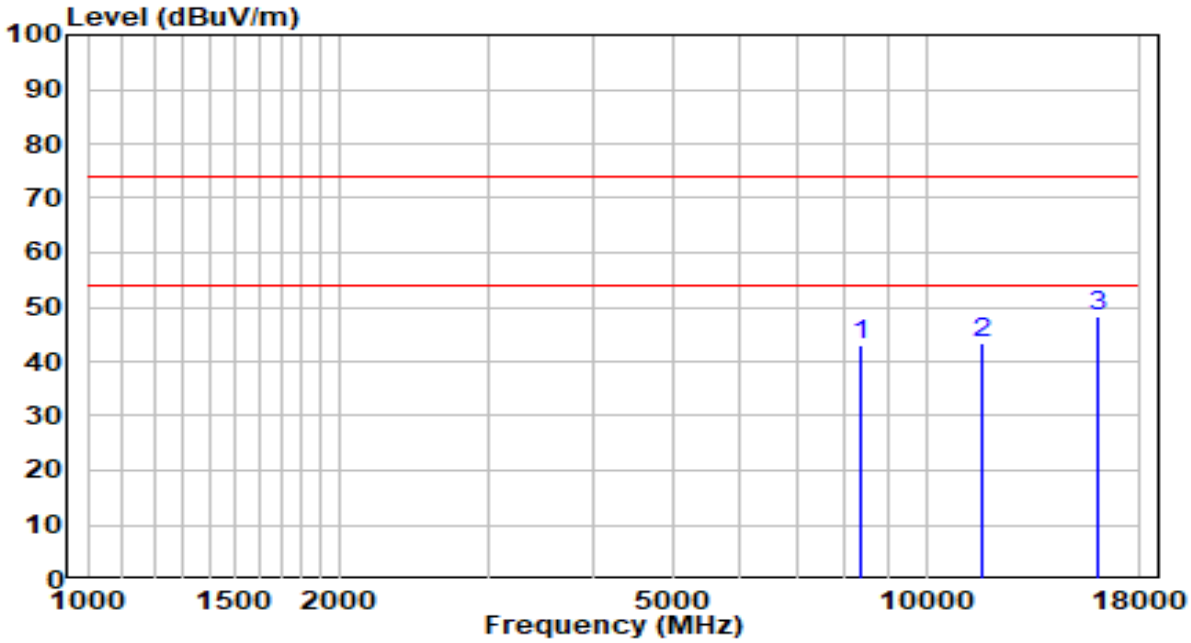

No		Frequency (MHz)	Reading (dBuV)	C.F (dB/m)	Measurement (dBuV/m)	Margin (dB)	Limit (dBuV/m)	Remark (QP/PK/AV)
1		8352.500	29.27	13.59	42.86	-31.14	74.00	Peak
2		11676.000	23.88	19.65	43.53	-30.47	74.00	Peak
3	*	16079.000	28.08	20.29	48.37	-25.63	74.00	Peak

Note:

1. " *", means this data is the worst emission level.
2. C.F (Correction Factor) = Antenna Factor (dB/m) + Cable Loss (dB)– Preamplifier(dB).
3. Measurement(dBuV/m) = Reading(dBuV) + C.F (Correction Factor).

EUT	AXE5400 Tri-Band Wi-Fi 6E Router	Date of Test	2021-10-11
Factor	BBHA 9120D (1GHz~18GHz)	Temp. / Humidity	25.8°C/52.7%
Polarity	Horizontal	Site / Test Engineer	AC1 / Jay
Test Mode	Transmit at 2452MHz by 802.11ax-HE40	Test Voltage	AC 120V/60Hz

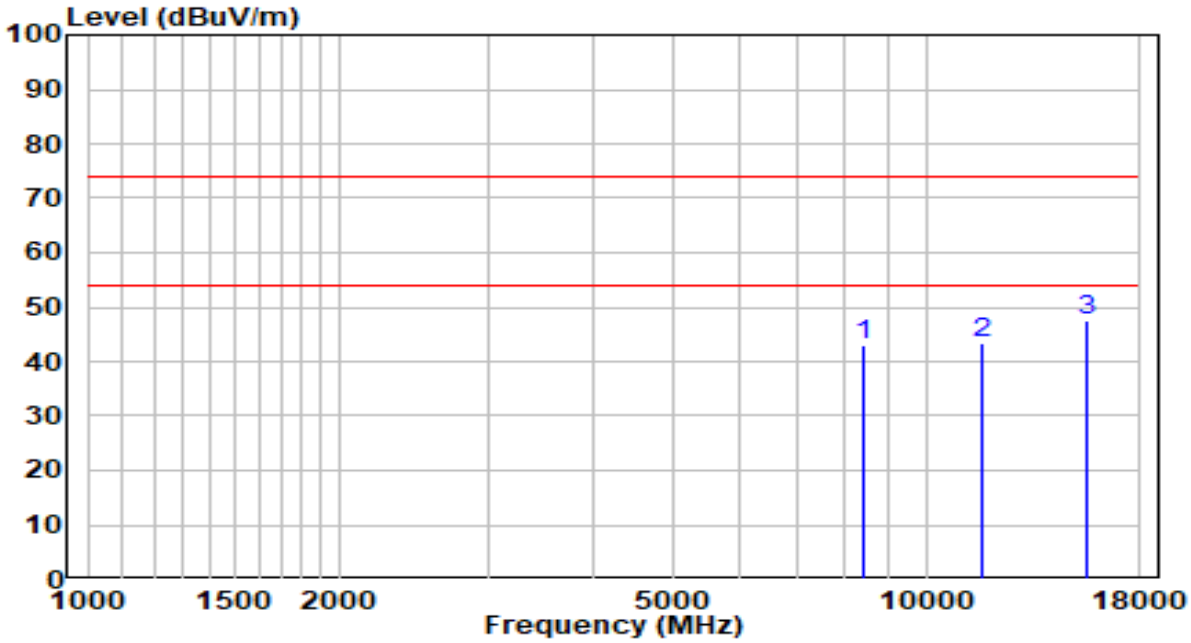

No		Frequency (MHz)	Reading (dBuV)	C.F (dB/m)	Measurement (dBuV/m)	Margin (dB)	Limit (dBuV/m)	Remark (QP/PK/AV)
1		8412.000	29.32	13.62	42.93	-31.07	74.00	Peak
2		11676.000	23.87	19.65	43.52	-30.48	74.00	Peak
3	*	15543.500	26.12	21.24	47.36	-26.64	74.00	Peak

Note:

1. " *", means this data is the worst emission level.
2. C.F (Correction Factor) = Antenna Factor (dB/m) + Cable Loss (dB)– Preamplifier(dB).
3. Measurement(dBuV/m) = Reading(dBuV) + C.F (Correction Factor).

EUT	AXE5400 Tri-Band Wi-Fi 6E Router	Date of Test	2021-10-11
Factor	BBHA 9120D (1GHz~18GHz)	Temp. / Humidity	25.8°C/52.7%
Polarity	Vertical	Site / Test Engineer	AC1 / Jay
Test Mode	Transmit at 2452MHz by 802.11ax-HE40	Test Voltage	AC 120V/60Hz

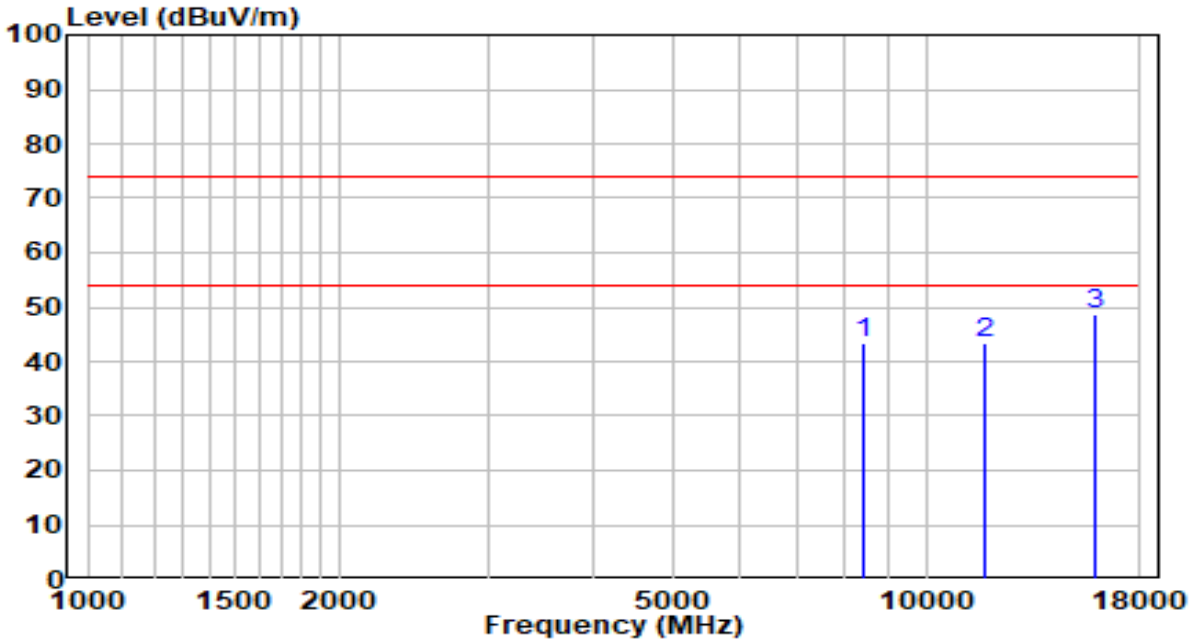

No		Frequency (MHz)	Reading (dBuV)	C.F (dB/m)	Measurement (dBuV/m)	Margin (dB)	Limit (dBuV/m)	Remark (QP/PK/AV)
1		8403.500	29.88	13.61	43.49	-30.51	74.00	Peak
2		11718.500	23.68	19.56	43.24	-30.76	74.00	Peak
3	*	15858.000	28.15	20.46	48.61	-25.39	74.00	Peak

Note:

1. " *", means this data is the worst emission level.
2. C.F (Correction Factor) = Antenna Factor (dB/m) + Cable Loss (dB)– Preamplifier(dB).
3. Measurement(dBuV/m) = Reading(dBuV) + C.F (Correction Factor).

The Result of Radiated Emission below 1GHz:

EUT	AXE5400 Tri-Band Wi-Fi 6E Router	Date of Test	2021-10-19
Factor	VULB 9162	Temp. / Humidity	25°C /54%
Polarity	Horizontal	Site / Test Engineer	AC1 / Jay
Test Mode	Transmit by 802.11b at channel 2437MHz	Test Voltage	AC 120V/60Hz

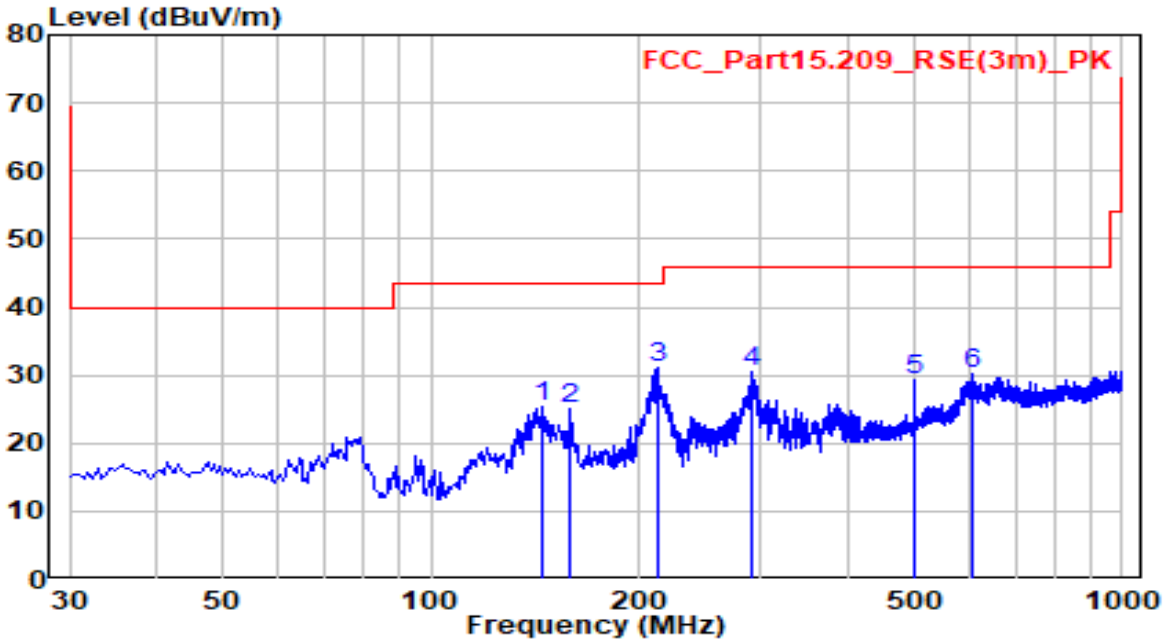

No		Frequency (MHz)	Reading (dBuV)	C.F (dB/m)	Measurement (dBuV/m)	Margin (dB)	Limit (dBuV/m)	Remark (QP/PK/AV)
1		145.430	9.26	16.00	25.26	-18.24	43.50	Peak
2		159.010	8.89	16.29	25.18	-18.32	43.50	Peak
3	*	212.360	12.32	18.89	31.21	-12.29	43.50	Peak
4		291.415	9.23	21.30	30.53	-15.47	46.00	Peak
5		499.965	3.10	26.22	29.32	-16.68	46.00	Peak
6		606.180	2.30	27.90	30.20	-15.80	46.00	Peak

Note:

1. " *", means this data is the worst emission level.
2. C.F (Correction Factor) = Antenna Factor (dB/m) + Cable Loss (dB).
3. Measurement(dBuV/m) = Reading(dBuV) + C.F (Correction Factor).
4. The emission levels of other frequencies are very lower than the limit and not show in test report.
5. The amplitude of Radiated emissions (the test frequency range: 9kHz ~ 30MHz, 18GHz ~ 25GHz), is that proximity to ambient noise, which also are attenuated more than 20 dB below the permissible value. Therefore, the data is not presented in the report.

EUT	AXE5400 Tri-Band Wi-Fi 6E Router	Date of Test	2021-06-13
Factor	VULB 9162	Temp. / Humidity	25°C /54%
Polarity	Vertical	Site / Test Engineer	AC1 / Jay
Test Mode	Transmit by 802.11b at channel 2437MHz	Test Voltage	AC 120V/60Hz

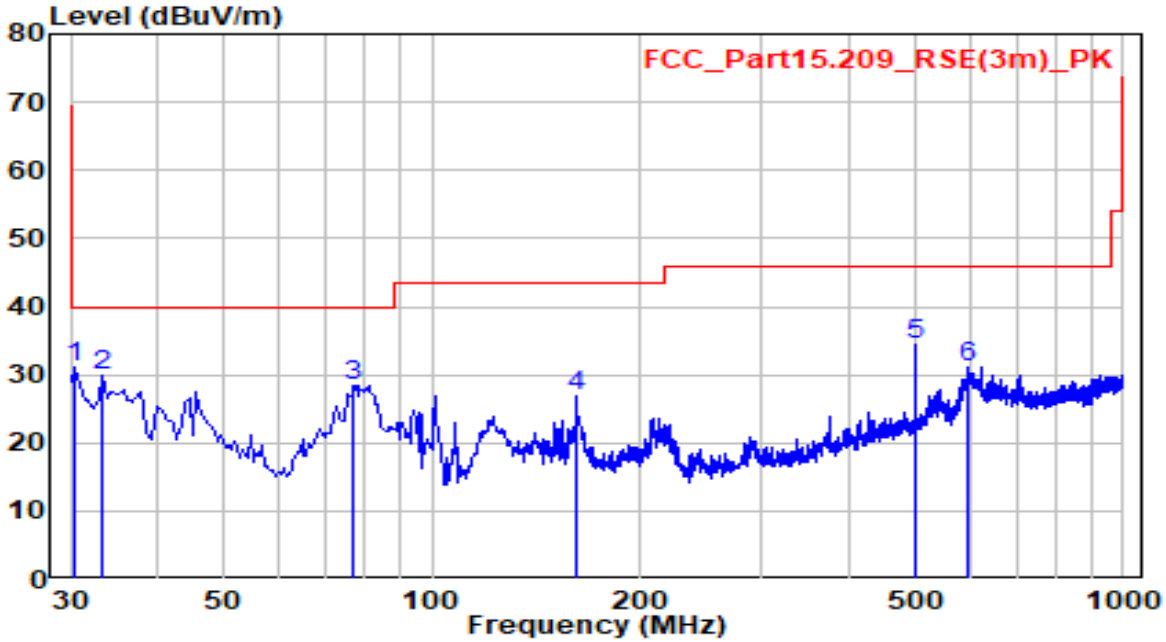

No		Frequency (MHz)	Reading (dBuV)	C.F (dB/m)	Measurement (dBuV/m)	Margin (dB)	Limit (dBuV/m)	Remark (QP/PK/AV)
1	*	30.485	12.74	18.49	31.23	-8.77	40.00	Peak
2		33.395	10.76	19.02	29.79	-10.21	40.00	Peak
3		77.045	13.22	15.12	28.34	-11.66	40.00	Peak
4		161.920	10.36	16.38	26.75	-16.75	43.50	Peak
5		499.965	8.26	26.22	34.48	-11.52	46.00	Peak
6		596.480	3.50	27.73	31.23	-14.77	46.00	Peak

Note:

1. " *", means this data is the worst emission level.
2. C.F (Correction Factor) = Antenna Factor (dB/m) + Cable Loss (dB).
3. Measurement(dBuV/m) = Reading(dBuV) + C.F (Correction Factor).
4. The emission levels of other frequencies are very lower than the limit and not show in test report.
5. The amplitude of Radiated emissions (the test frequency range: 9kHz ~ 30MHz, 18GHz ~ 25GHz), is that proximity to ambient noise, which also are attenuated more than 20 dB below the permissible value. Therefore, the data is not presented in the report.

6.7. Radiated Restricted Band Edge Measurement

6.7.1.Test Limit

For 15.205 requirement:

Radiated emissions which fall in the restricted bands, as defined in Section 15.205(a) of FCC part 15, must also comply with the radiated emission limits specified in Section 15.209(a).

Frequency (MHz)	Frequency (MHz)	Frequency (MHz)	Frequency (GHz)
0.090 - 0.110	16.42 - 16.423	399.9 - 410	4.5 - 5.15
[1] 0.495 - 0.505	16.69475 - 16.69525	608 - 614	5.35 - 5.46
2.1735 - 2.1905	16.80425 - 16.80475	960 - 1240	7.25 - 7.75
4.125 - 4.128	25.5 - 25.67	1300 - 1427	8.025 - 8.5
4.17725 - 4.17775	37.5 - 38.25	1435 - 1626.5	9.0 - 9.2
4.20725 - 4.20775	73 - 74.6	1645.5 - 1646.5	9.3 - 9.5
6.215 - 6.218	74.8 - 75.2	1660 - 1710	10.6 - 12.7
6.26775 - 6.26825	108 - 121.94	1718.8 - 1722.2	13.25 - 13.4
6.31175 - 6.31225	123 - 138	2200 - 2300	14.47 - 14.5
8.291 - 8.294	149.9 - 150.05	2310 - 2390	15.35 - 16.2
8.362 - 8.366	156.52475 - 156.52525	2483.5 - 2500	17.7 - 21.4
8.37625 - 8.38675	156.7 - 156.9	2690 - 2900	22.01 - 23.12
8.41425 - 8.41475	162.0125 - 167.17	3260 - 3267	23.6 - 24.0
12.29 - 12.293	167.72 - 173.2	3332 - 3339	31.2 - 31.8
12.51975 - 12.52025	240 - 285	3345.8 - 3358	36.43 - 36.5
12.57675 - 12.57725	322 - 335.4	3600 - 4400	([2])
13.36 - 13.41	--	--	--

All out of band emissions appearing in a restricted band as specified in Section 15.205 of the Title 47CFR must not exceed the limits shown in Table per Section 15.209.

FCC Part 15 Subpart C Paragraph 15.209 Limits		
Frequency [MHz]	Field Strength [uV/m]	Measured Distance [Meters]
0.009 - 0.490	2400/F (kHz)	300
0.490 - 1.705	24000/F (kHz)	30
1.705 - 30	30	30
30 - 88	100	3
88 - 216	150	3
216 - 960	200	3
Above 960	500	3

6.7.2.Test Procedure Used

ANSI C63.10 Section 6.3 (General Requirements)

ANSI C63.10 Section 6.6 (Standard test method above 1GHz)

6.7.3.Test Setting

Peak Field Strength Measurements

1. Analyzer center frequency was set to the frequency of the radiated spurious emission of interest
2. RBW = 1MHz
3. VBW = 3MHz
4. Detector = peak
5. Sweep time = auto couple
6. Trace mode = max hold
7. Trace was allowed to stabilize

Average Measurements above 1GHz (Method VB)

1. Analyzer center frequency was set to the frequency of the radiated spurious emission of interest
2. RBW = 1MHz
3. VBW; If the EUT is configured to transmit with duty cycle ≥ 98%, set VBW = 10 Hz.

   If the EUT duty cycle is < 98%, set VBW ≥ 1/T. T is the minimum transmission duration.
4. Detector = Peak
5. Sweep time = auto
6. Trace mode = max hold
7. Trace was allowed to stabilize

6.7.4.Test Setup

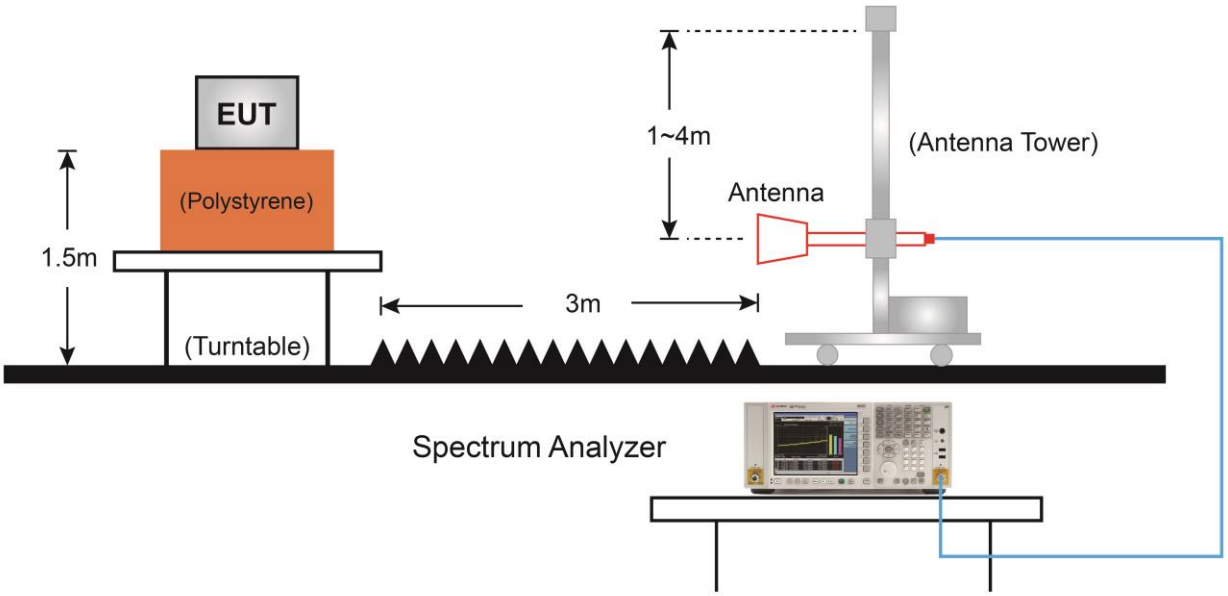

6.7.5.Test Result

EUT	AXE5400 Tri-Band Wi-Fi 6E Router	Date of Test	2021-09-27
Factor	BBHA 9120D (1GHz~18GHz)	Temp. / Humidity	23°C/57%
Polarity	Horizontal	Site / Test Engineer	AC1/Jay
Test Mode	Transmit at 2412MHz by 802.11b	Test Voltage	AC 120V/60Hz

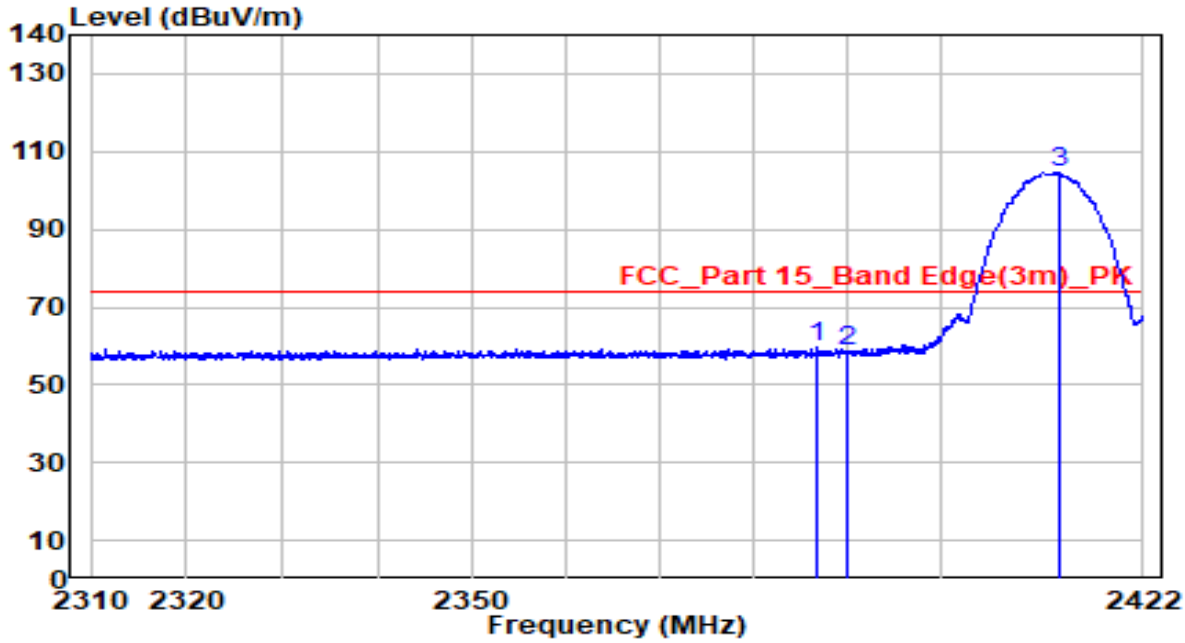

No		Frequency (MHz)	Reading (dBuV)	C.F (dB/m)	Measurement (dBuV/m)	Margin (dB)	Limit (dBuV/m)	Remark (QP/PK/AV)
1		2386.720	27.32	32.20	59.52	-14.48	74.00	Peak
2		2390.000	26.21	32.22	58.43	-15.57	74.00	Peak
3	*	2412.872	72.34	32.31	104.65	N/A	N/A	Peak

Note:

1. " *", means this data is the worst emission level.
2. C.F (Correction Factor) = Antenna Factor (dB/m) + Cable Loss (dB).
3. Measurement(dBuV/m) = Reading(dBuV) + C.F (Correction Factor).

EUT	AXE5400 Tri-Band Wi-Fi 6E Router	Date of Test	2021-09-27
Factor	BBHA 9120D (1GHz~18GHz)	Temp. / Humidity	23°C/57%
Polarity	Horizontal	Site / Test Engineer	AC1/Jay
Test Mode	Transmit at 2412MHz by 802.11b	Test Voltage	AC 120V/60Hz

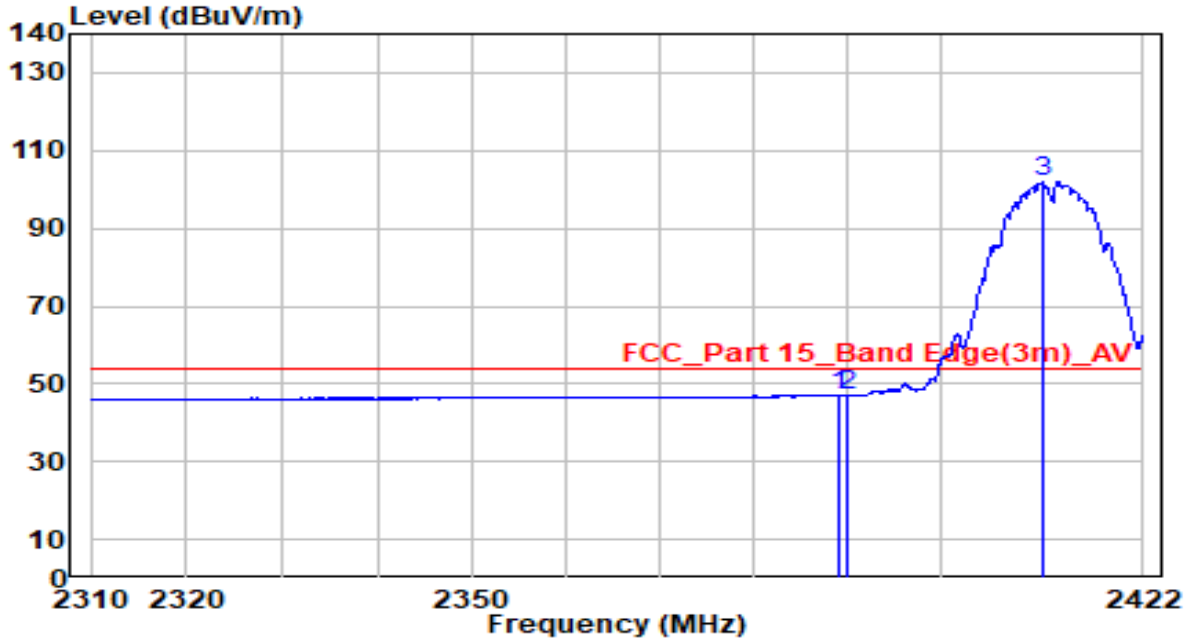

No		Frequency (MHz)	Reading (dBuV)	C.F (dB/m)	Measurement (dBuV/m)	Margin (dB)	Limit (dBuV/m)	Remark (QP/PK/AV)
1		2389.184	14.86	32.21	47.07	-6.93	54.00	Average
2		2390.000	14.61	32.22	46.83	-7.17	54.00	Average
3	*	2411.192	69.78	32.31	102.09	N/A	N/A	Average

Note:
1. " *", means this data is the worst emission level.
2. C.F (Correction Factor) = Antenna Factor (dB/m) + Cable Loss (dB).
3. Measurement(dBuV/m) = Reading(dBuV) + C.F (Correction Factor).

EUT	AXE5400 Tri-Band Wi-Fi 6E Router	Date of Test	2021-09-27
Factor	BBHA 9120D (1GHz~18GHz)	Temp. / Humidity	23°C/57%
Polarity	Vertical	Site / Test Engineer	AC1/Jay
Test Mode	Transmit at 2412MHz by 802.11b	Test Voltage	AC 120V/60Hz

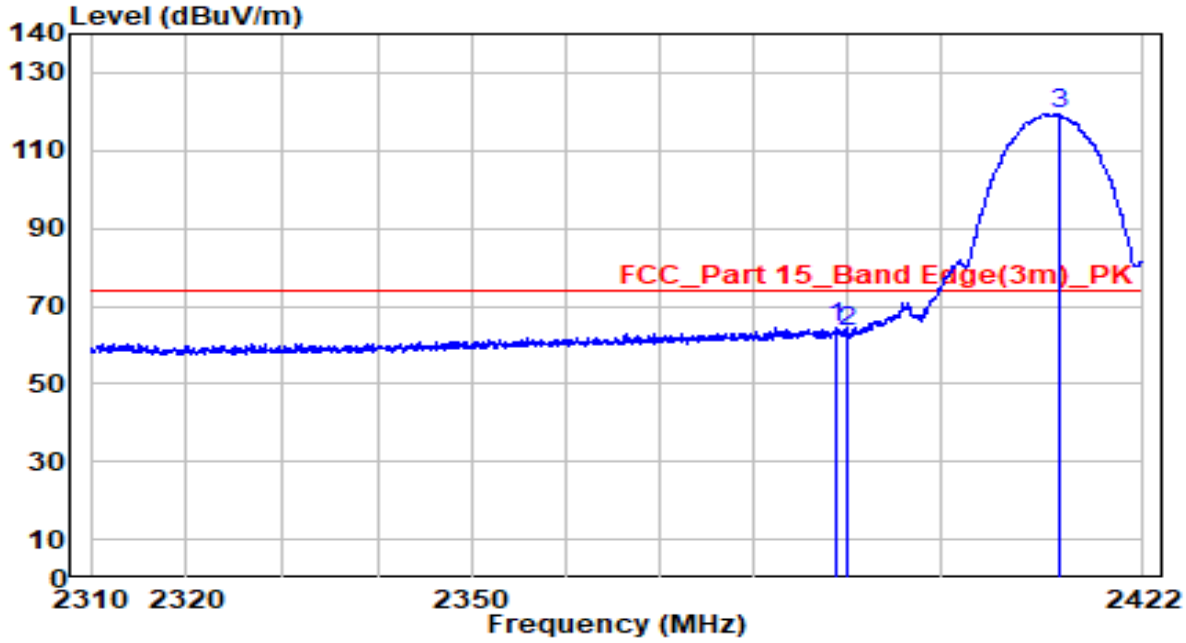

No		Frequency (MHz)	Reading (dBuV)	C.F (dB/m)	Measurement (dBuV/m)	Margin (dB)	Limit (dBuV/m)	Remark (QP/PK/AV)
1		2388.904	32.24	32.21	64.45	-9.55	74.00	Peak
2		2390.000	30.99	32.22	63.21	-10.79	74.00	Peak
3	*	2412.872	87.26	32.31	119.58	N/A	N/A	Peak

Note:
1. " *", means this data is the worst emission level.
2. C.F (Correction Factor) = Antenna Factor (dB/m) + Cable Loss (dB).
3. Measurement(dBuV/m) = Reading(dBuV) + C.F (Correction Factor).

EUT	AXE5400 Tri-Band Wi-Fi 6E Router	Date of Test	2021-09-27
Factor	BBHA 9120D (1GHz~18GHz)	Temp. / Humidity	23°C/57%
Polarity	Vertical	Site / Test Engineer	AC1/Jay
Test Mode	Transmit at 2412MHz by 802.11b	Test Voltage	AC 120V/60Hz

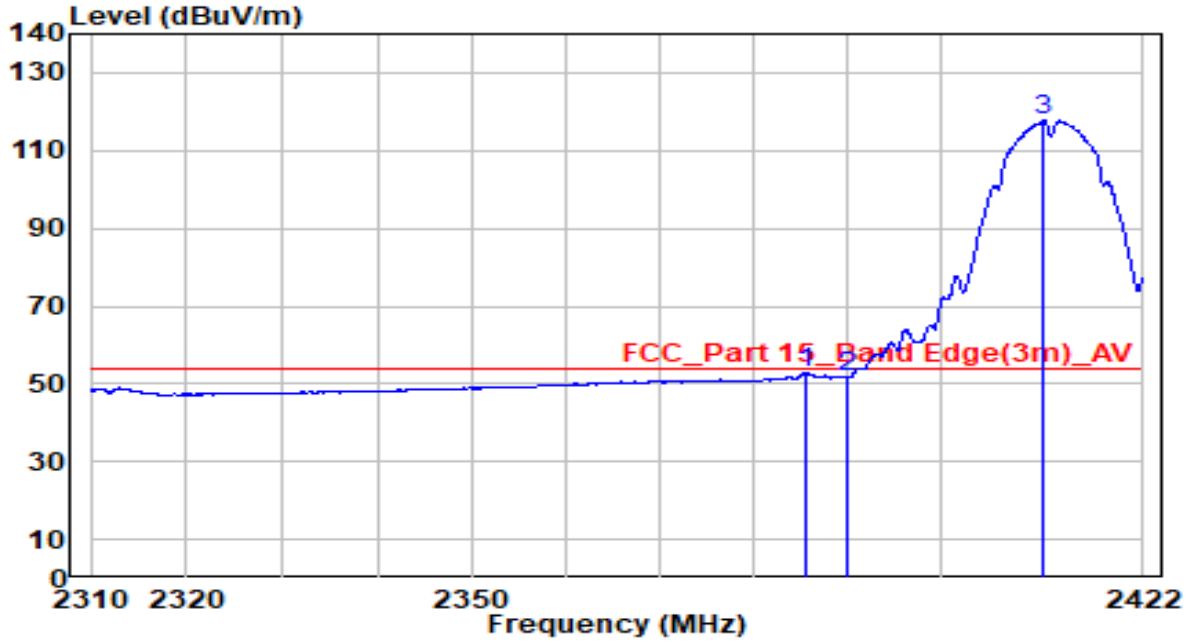

No		Frequency (MHz)	Reading (dBuV)	C.F (dB/m)	Measurement (dBuV/m)	Margin (dB)	Limit (dBuV/m)	Remark (QP/PK/AV)
1		2385.432	20.55	32.20	52.75	-1.25	54.00	Average
2		2390.000	19.65	32.22	51.87	-2.13	54.00	Average
3	*	2411.192	85.53	32.31	117.84	N/A	N/A	Average

Note:
1. " *", means this data is the worst emission level.
2. C.F (Correction Factor) = Antenna Factor (dB/m) + Cable Loss (dB).
3. Measurement(dBuV/m) = Reading(dBuV) + C.F (Correction Factor).

EUT	AXE5400 Tri-Band Wi-Fi 6E Router	Date of Test	2021-09-27
Factor	BBHA 9120D (1GHz~18GHz)	Temp. / Humidity	23°C/57%
Polarity	Horizontal	Site / Test Engineer	AC1/Jay
Test Mode	Transmit at 2437MHz by 802.11b	Test Voltage	AC 120V/60Hz

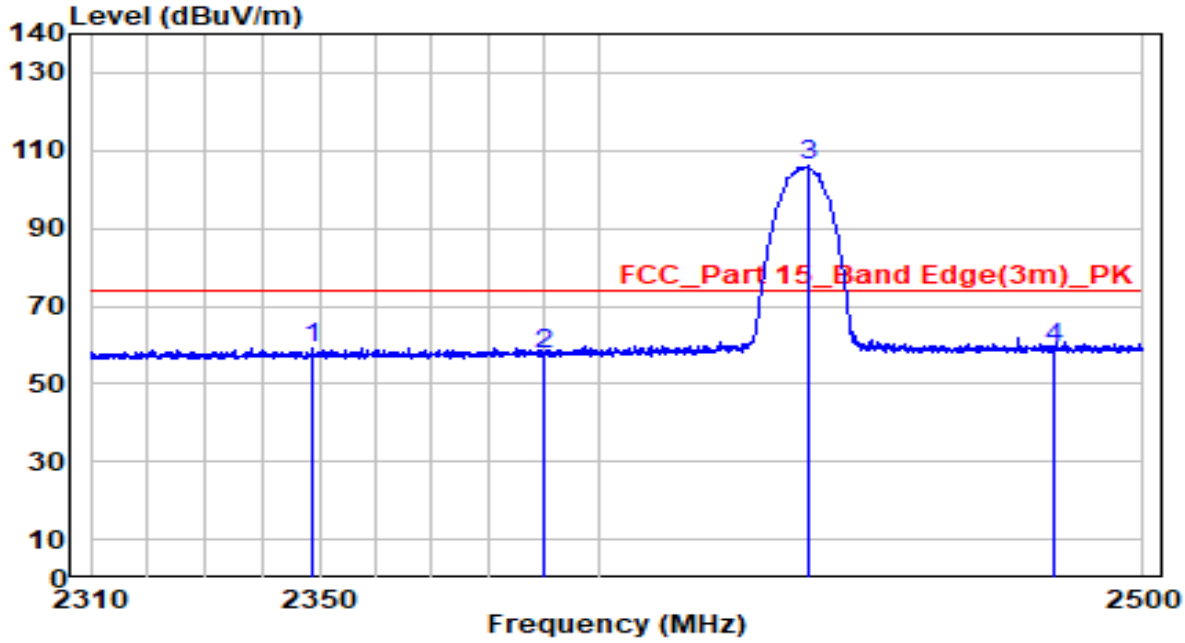

No		Frequency (MHz)	Reading (dBuV)	C.F (dB/m)	Measurement (dBuV/m)	Margin (dB)	Limit (dBuV/m)	Remark (QP/PK/AV)
1		2348.665	27.26	32.04	59.31	-14.69	74.00	Peak
2		2390.000	25.42	32.22	57.64	-16.36	74.00	Peak
3	*	2437.870	73.70	32.42	106.11	N/A	N/A	Peak
4		2483.500	26.34	32.61	58.96	-15.04	74.00	Peak

Note:
1. " *", means this data is the worst emission level.
2. C.F (Correction Factor) = Antenna Factor (dB/m) + Cable Loss (dB).
3. Measurement(dBuV/m) = Reading(dBuV) + C.F (Correction Factor).

EUT	AXE5400 Tri-Band Wi-Fi 6E Router	Date of Test	2021-09-27
Factor	BBHA 9120D (1GHz~18GHz)	Temp. / Humidity	23°C/57%
Polarity	Horizontal	Site / Test Engineer	AC1/Jay
Test Mode	Transmit at 2437MHz by 802.11b	Test Voltage	AC 120V/60Hz

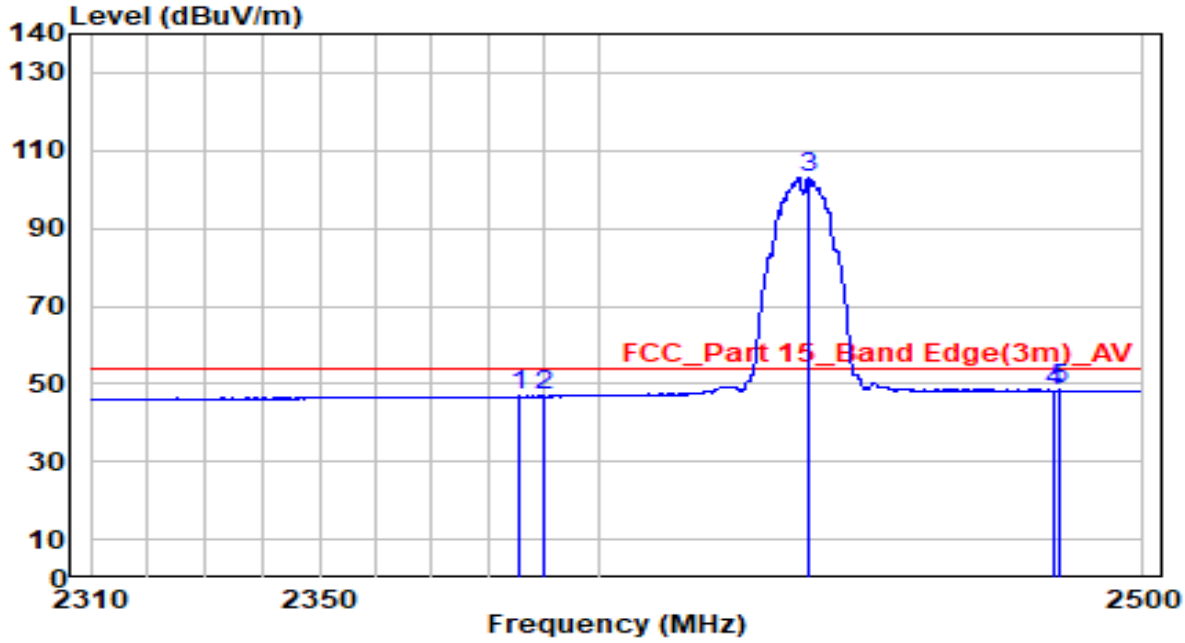

No		Frequency (MHz)	Reading (dBuV)	C.F (dB/m)	Measurement (dBuV/m)	Margin (dB)	Limit (dBuV/m)	Remark (QP/PK/AV)
1		2385.620	14.59	32.20	46.79	-7.21	54.00	Average
2		2390.000	14.54	32.22	46.76	-7.24	54.00	Average
3	*	2437.870	70.44	32.42	102.85	N/A	N/A	Average
4		2483.500	15.72	32.61	48.33	-5.67	54.00	Average
5		2484.420	15.74	32.61	48.36	-5.64	54.00	Average

Note:
1. " *", means this data is the worst emission level.
2. C.F (Correction Factor) = Antenna Factor (dB/m) + Cable Loss (dB).
3. Measurement(dBuV/m) = Reading(dBuV) + C.F (Correction Factor).

EUT	AXE5400 Tri-Band Wi-Fi 6E Router	Date of Test	2021-09-27
Factor	BBHA 9120D (1GHz~18GHz)	Temp. / Humidity	23°C/57%
Polarity	Vertical	Site / Test Engineer	AC1/Jay
Test Mode	Transmit at 2437MHz by 802.11b	Test Voltage	AC 120V/60Hz

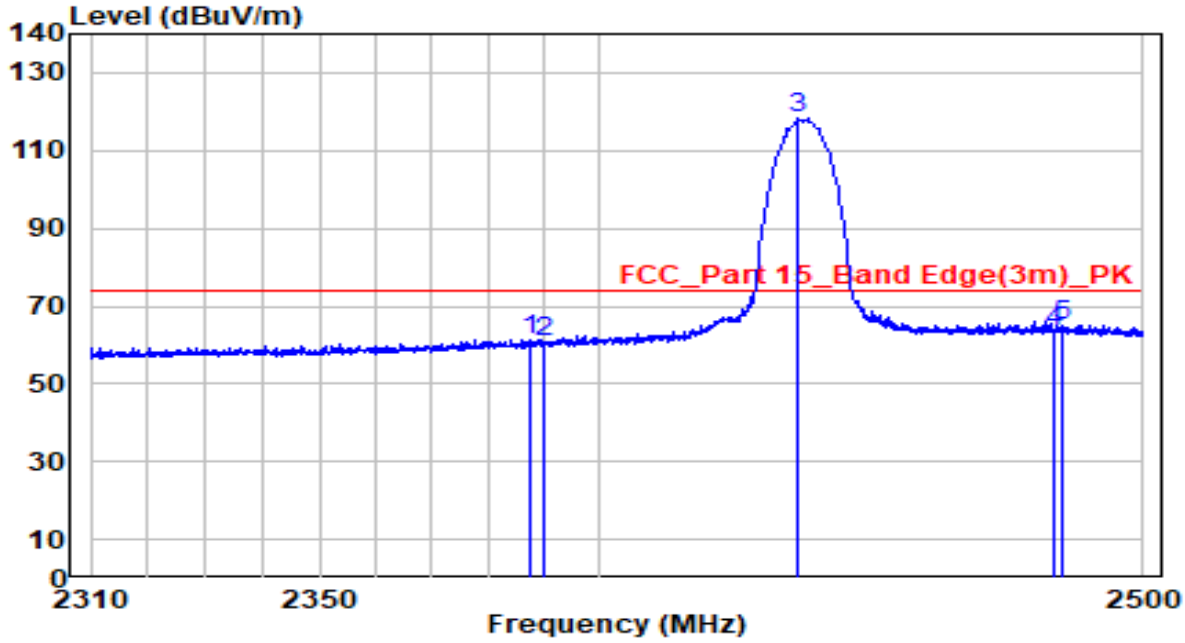

No		Frequency (MHz)	Reading (dBuV)	C.F (dB/m)	Measurement (dBuV/m)	Margin (dB)	Limit (dBuV/m)	Remark (QP/PK/AV)
1		2387.710	29.20	32.21	61.40	-12.60	74.00	Peak
2		2390.000	28.49	32.22	60.70	-13.30	74.00	Peak
3	*	2436.160	85.83	32.41	118.24	N/A	N/A	Peak
4		2483.500	30.99	32.61	63.60	-10.40	74.00	Peak
5		2484.800	32.43	32.62	65.05	-8.95	74.00	Peak

Note:
1. " *", means this data is the worst emission level.
2. C.F (Correction Factor) = Antenna Factor (dB/m) + Cable Loss (dB).
3. Measurement(dBuV/m) = Reading(dBuV) + C.F (Correction Factor).

EUT	AXE5400 Tri-Band Wi-Fi 6E Router	Date of Test	2021-09-27
Factor	BBHA 9120D (1GHz~18GHz)	Temp. / Humidity	23°C/57%
Polarity	Vertical	Site / Test Engineer	AC1/Jay
Test Mode	Transmit at 2437MHz by 802.11b	Test Voltage	AC 120V/60Hz

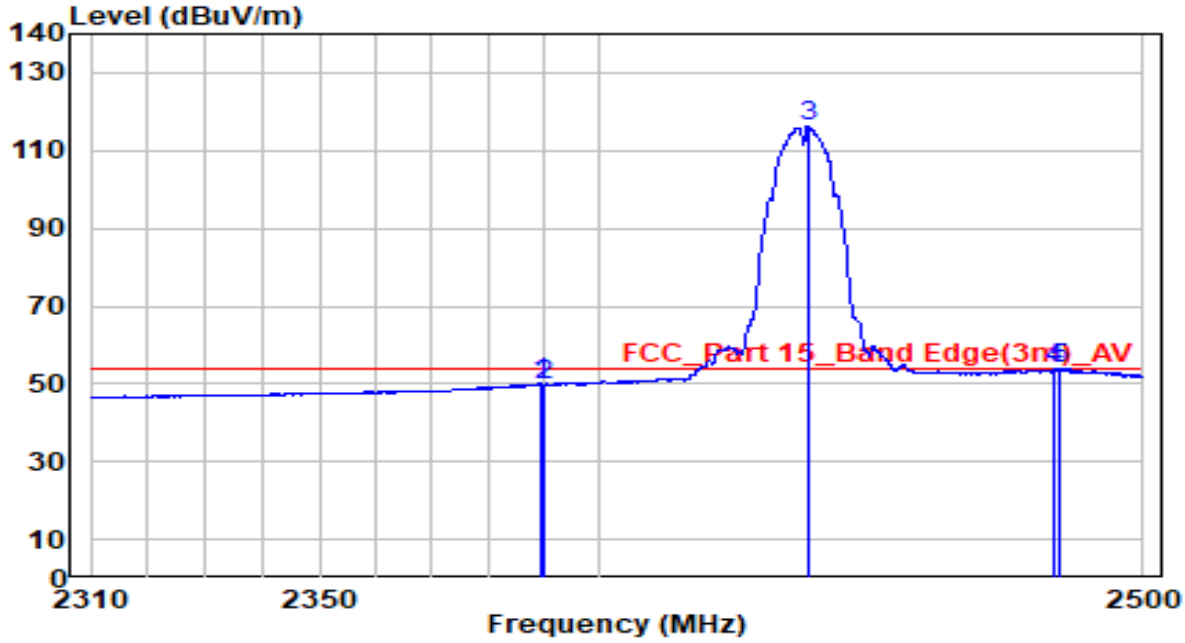

No		Frequency (MHz)	Reading (dBuV)	C.F (dB/m)	Measurement (dBuV/m)	Margin (dB)	Limit (dBuV/m)	Remark (QP/PK/AV)
1		2389.515	17.75	32.22	49.97	-4.03	54.00	Average
2		2390.000	17.47	32.22	49.69	-4.31	54.00	Average
3	*	2437.775	83.66	32.42	116.08	N/A	N/A	Average
4		2483.500	21.06	32.61	53.67	-0.33	54.00	Average
5		2484.420	21.15	32.61	53.76	-0.24	54.00	Average

Note:
1. " *", means this data is the worst emission level.
2. C.F (Correction Factor) = Antenna Factor (dB/m) + Cable Loss (dB).
3. Measurement(dBuV/m) = Reading(dBuV) + C.F (Correction Factor).

EUT	AXE5400 Tri-Band Wi-Fi 6E Router	Date of Test	2021-09-27
Factor	BBHA 9120D (1GHz~18GHz)	Temp. / Humidity	23°C/57%
Polarity	Horizontal	Site / Test Engineer	AC1/Jay
Test Mode	Transmit at 2462MHz by 802.11b	Test Voltage	AC 120V/60Hz

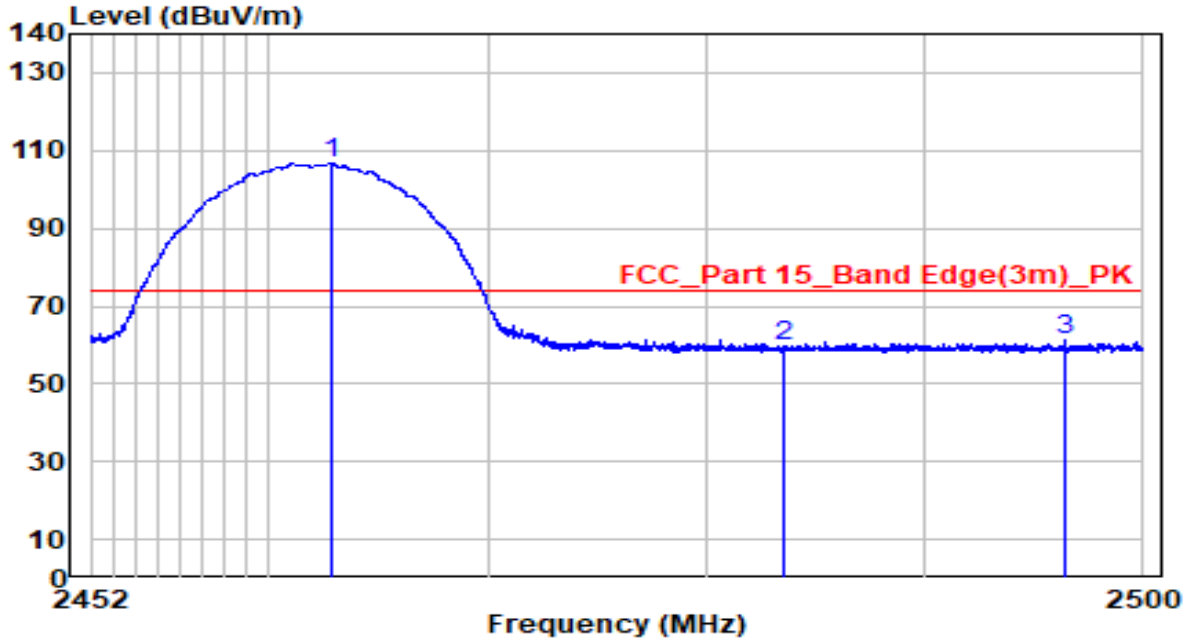

No		Frequency (MHz)	Reading (dBuV)	C.F (dB/m)	Measurement (dBuV/m)	Margin (dB)	Limit (dBuV/m)	Remark (QP/PK/AV)
1	*	2462.896	74.18	32.52	106.71	N/A	N/A	Peak
2		2483.500	26.99	32.61	59.60	-14.40	74.00	Peak
3		2496.400	28.44	32.66	61.10	-12.90	74.00	Peak

Note:
1. " *", means this data is the worst emission level.
2. C.F (Correction Factor) = Antenna Factor (dB/m) + Cable Loss (dB).
3. Measurement(dBuV/m) = Reading(dBuV) + C.F (Correction Factor).

EUT	AXE5400 Tri-Band Wi-Fi 6E Router	Date of Test	2021-09-27
Factor	BBHA 9120D (1GHz~18GHz)	Temp. / Humidity	23°C/57%
Polarity	Horizontal	Site / Test Engineer	AC1/Jay
Test Mode	Transmit at 2462MHz by 802.11b	Test Voltage	AC 120V/60Hz

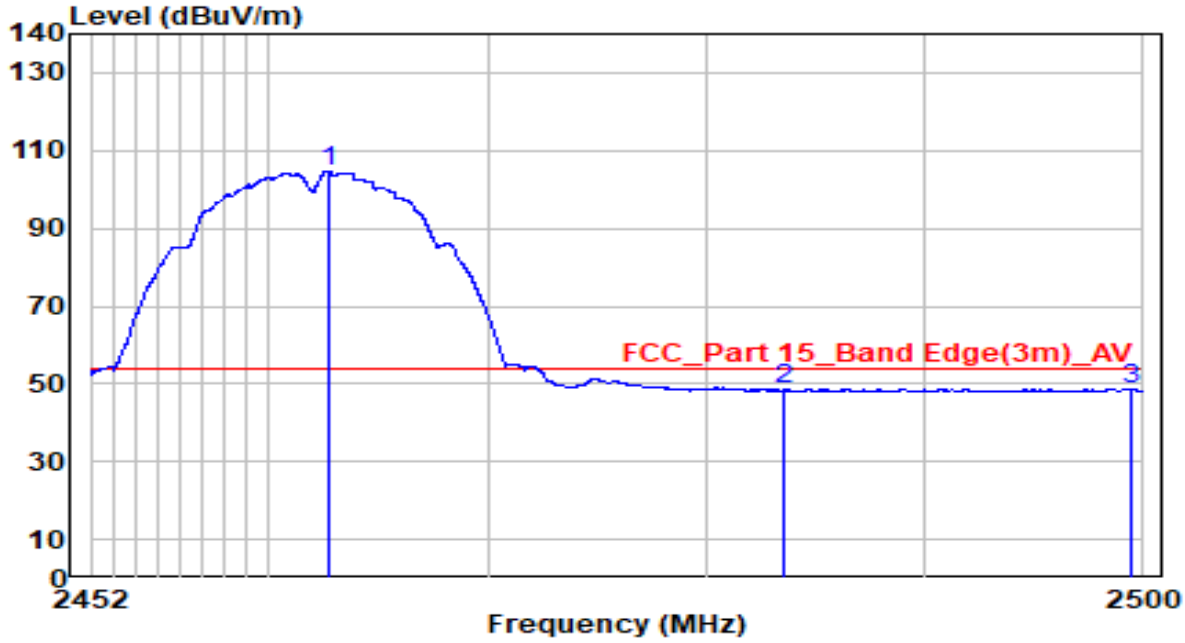

No		Frequency (MHz)	Reading (dBuV)	C.F (dB/m)	Measurement (dBuV/m)	Margin (dB)	Limit (dBuV/m)	Remark (QP/PK/AV)
1	*	2462.800	72.31	32.52	104.83	N/A	N/A	Average
2		2483.500	15.75	32.61	48.36	-5.64	54.00	Average
3		2499.448	15.90	32.68	48.58	-5.42	54.00	Average

Note:
1. " *", means this data is the worst emission level.
2. C.F (Correction Factor) = Antenna Factor (dB/m) + Cable Loss (dB).
3. Measurement(dBuV/m) = Reading(dBuV) + C.F (Correction Factor).

EUT	AXE5400 Tri-Band Wi-Fi 6E Router	Date of Test	2021-09-27
Factor	BBHA 9120D (1GHz~18GHz)	Temp. / Humidity	23°C/57%
Polarity	Vertical	Site / Test Engineer	AC1/Jay
Test Mode	Transmit at 2462MHz by 802.11b	Test Voltage	AC 120V/60Hz

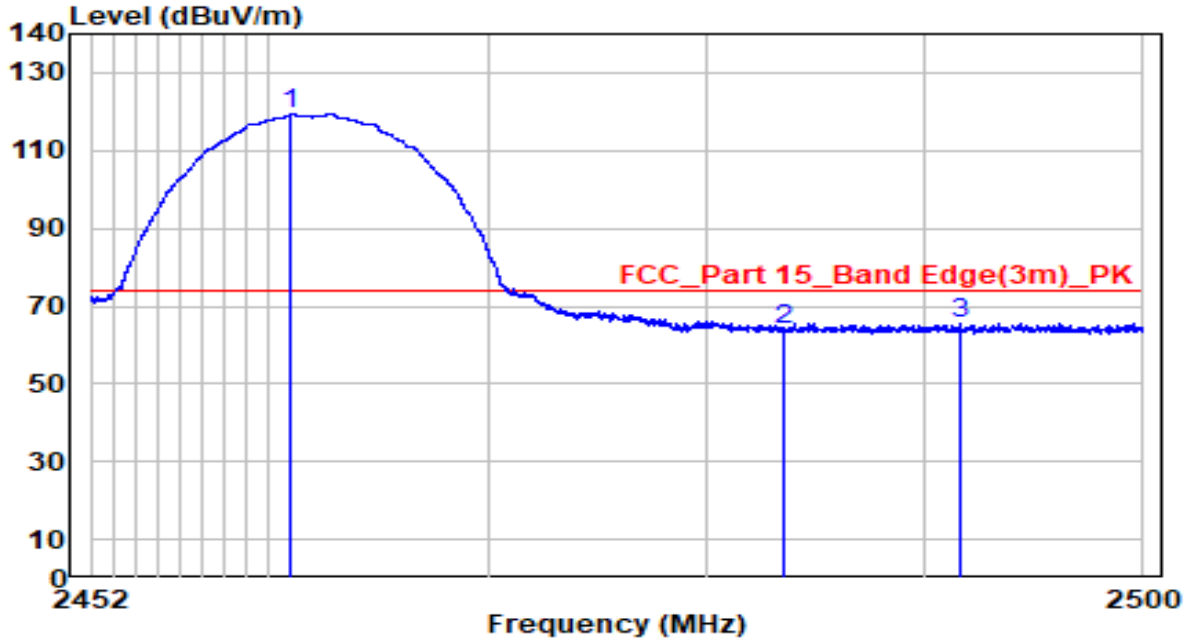

No		Frequency (MHz)	Reading (dBuV)	C.F (dB/m)	Measurement (dBuV/m)	Margin (dB)	Limit (dBuV/m)	Remark (QP/PK/AV)
1	*	2461.072	86.90	32.52	119.42	N/A	N/A	Peak
2		2483.500	31.54	32.61	64.15	-9.85	74.00	Peak
3		2491.576	32.95	32.64	65.59	-8.41	74.00	Peak

Note:
1. " *", means this data is the worst emission level.
2. C.F (Correction Factor) = Antenna Factor (dB/m) + Cable Loss (dB).
3. Measurement(dBuV/m) = Reading(dBuV) + C.F (Correction Factor).

EUT	AXE5400 Tri-Band Wi-Fi 6E Router	Date of Test	2021-09-27
Factor	BBHA 9120D (1GHz~18GHz)	Temp. / Humidity	23°C/57%
Polarity	Vertical	Site / Test Engineer	AC1/Jay
Test Mode	Transmit at 2462MHz by 802.11b	Test Voltage	AC 120V/60Hz

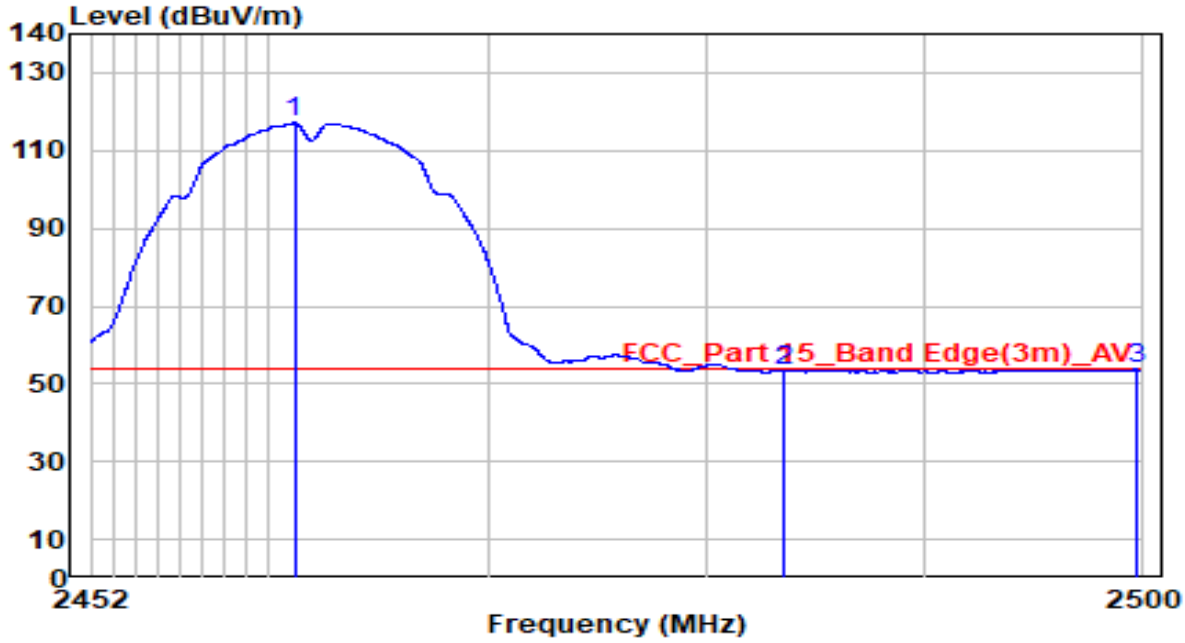

No		Frequency (MHz)	Reading (dBuV)	C.F (dB/m)	Measurement (dBuV/m)	Margin (dB)	Limit (dBuV/m)	Remark (QP/PK/AV)
1	*	2461.216	84.52	32.52	117.04	N/A	N/A	Average
2		2483.500	20.68	32.61	53.29	-0.71	54.00	Average
3		2499.760	20.95	32.68	53.63	-0.37	54.00	Average

Note:
1. " *", means this data is the worst emission level.
2. C.F (Correction Factor) = Antenna Factor (dB/m) + Cable Loss (dB).
3. Measurement(dBuV/m) = Reading(dBuV) + C.F (Correction Factor).

EUT	AXE5400 Tri-Band Wi-Fi 6E Router	Date of Test	2021-09-27
Factor	BBHA 9120D (1GHz~18GHz)	Temp. / Humidity	23°C/57%
Polarity	Horizontal	Site / Test Engineer	AC1/Jay
Test Mode	Transmit at 2412MHz by 802.11g	Test Voltage	AC 120V/60Hz

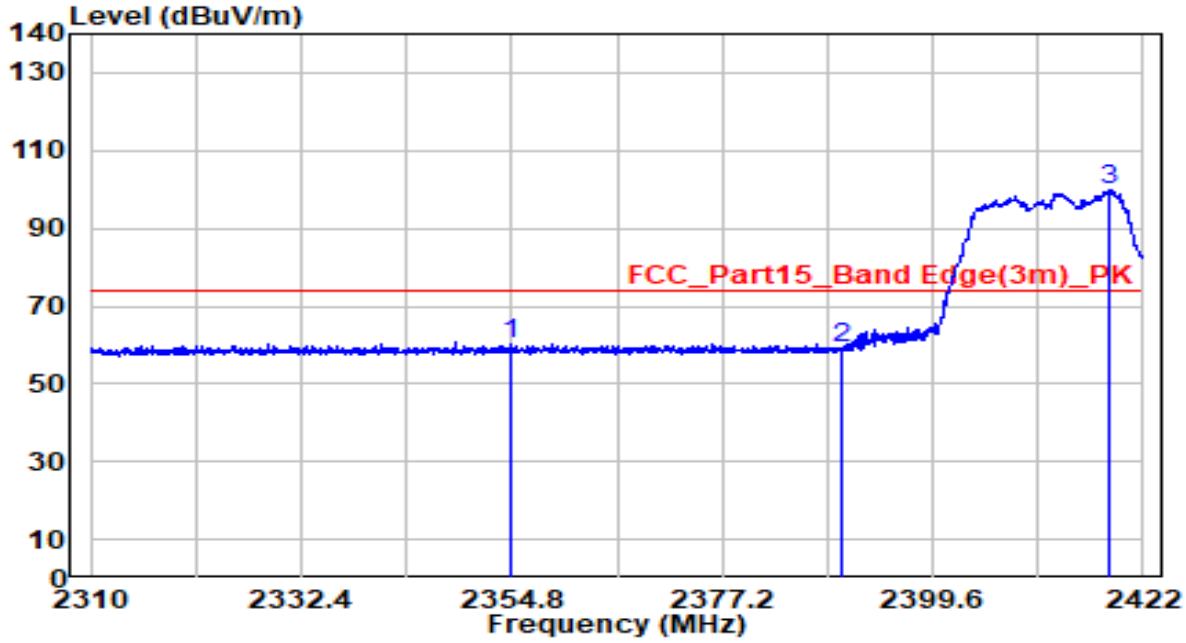

No		Frequency (MHz)	Reading (dBuV)	C.F (dB/m)	Measurement (dBuV/m)	Margin (dB)	Limit (dBuV/m)	Remark (QP/PK/AV)
1		2354.688	28.15	32.07	60.22	-13.78	74.00	Peak
2		2390.000	26.87	32.22	59.08	-14.92	74.00	Peak
3	*	2418.416	67.69	32.34	100.03	N/A	N/A	Peak

Note:
1. " *", means this data is the worst emission level.
2. C.F (Correction Factor) = Antenna Factor (dB/m) + Cable Loss (dB).
3. Measurement(dBuV/m) = Reading(dBuV) + C.F (Correction Factor).

EUT	AXE5400 Tri-Band Wi-Fi 6E Router	Date of Test	2021-09-27
Factor	BBHA 9120D (1GHz~18GHz)	Temp. / Humidity	23°C/57%
Polarity	Horizontal	Site / Test Engineer	AC1/Jay
Test Mode	Transmit at 2412MHz by 802.11g	Test Voltage	AC 120V/60Hz

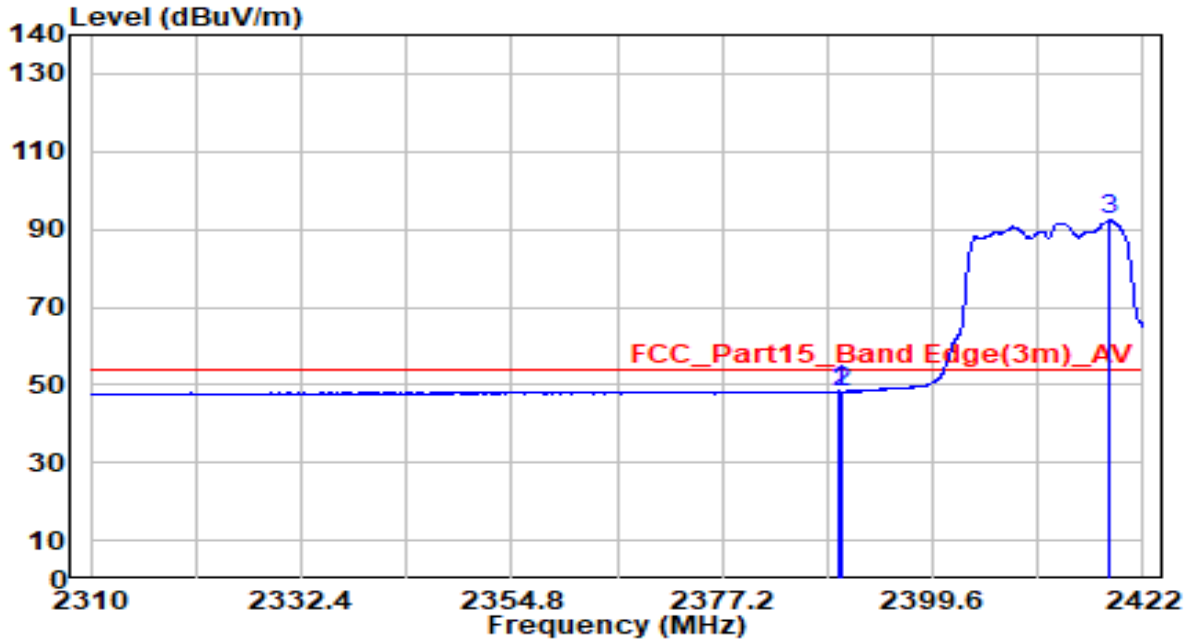

No		Frequency (MHz)	Reading (dBuV)	C.F (dB/m)	Measurement (dBuV/m)	Margin (dB)	Limit (dBuV/m)	Remark (QP/PK/AV)
1		2389.744	16.14	32.22	48.36	-5.64	54.00	Average
2		2390.000	15.93	32.22	48.15	-5.85	54.00	Average
3	*	2418.416	59.96	32.34	92.30	N/A	N/A	Average

Note:
1. " *", means this data is the worst emission level.
2. C.F (Correction Factor) = Antenna Factor (dB/m) + Cable Loss (dB).
3. Measurement(dBuV/m) = Reading(dBuV) + C.F (Correction Factor).

EUT	AXE5400 Tri-Band Wi-Fi 6E Router	Date of Test	2021-09-27
Factor	BBHA 9120D (1GHz~18GHz)	Temp. / Humidity	23°C/57%
Polarity	Vertical	Site / Test Engineer	AC1/Jay
Test Mode	Transmit at 2412MHz by 802.11g	Test Voltage	AC 120V/60Hz

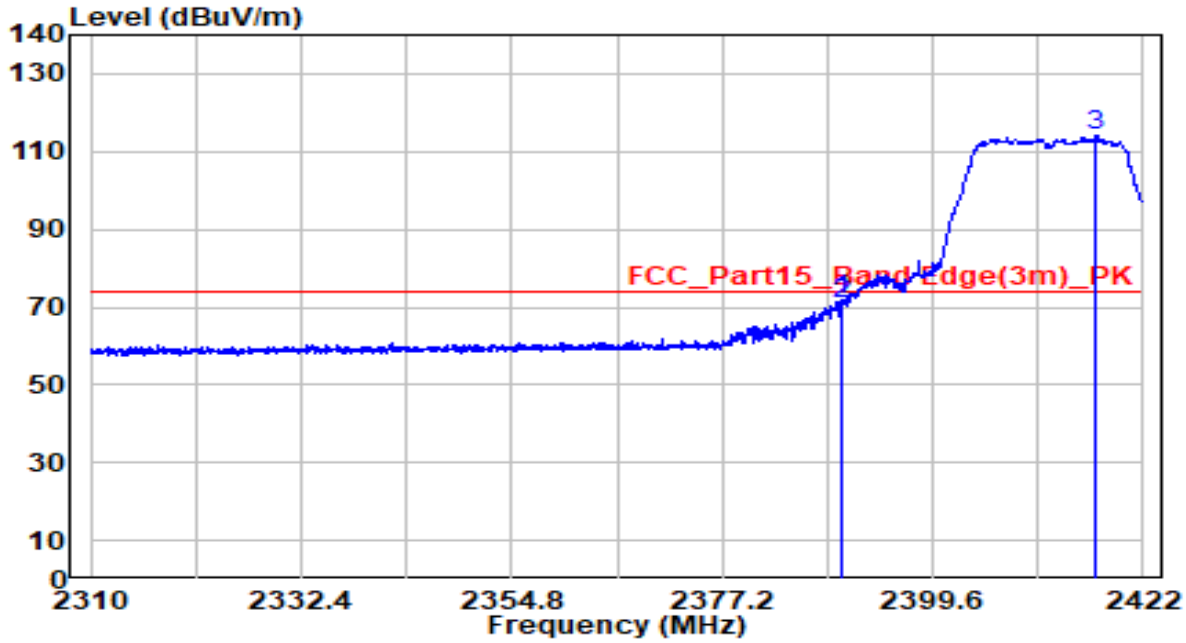

No		Frequency (MHz)	Reading (dBuV)	C.F (dB/m)	Measurement (dBuV/m)	Margin (dB)	Limit (dBuV/m)	Remark (QP/PK/AV)
1		2389.856	39.57	32.22	71.79	-2.21	74.00	Peak
2		2390.000	38.64	32.22	70.86	-3.14	74.00	Peak
3	*	2417.016	81.88	32.33	114.21	N/A	N/A	Peak

Note:
1. " *", means this data is the worst emission level.
2. C.F (Correction Factor) = Antenna Factor (dB/m) + Cable Loss (dB).
3. Measurement(dBuV/m) = Reading(dBuV) + C.F (Correction Factor).

EUT	AXE5400 Tri-Band Wi-Fi 6E Router	Date of Test	2021-09-27
Factor	BBHA 9120D (1GHz~18GHz)	Temp. / Humidity	23°C/57%
Polarity	Vertical	Site / Test Engineer	AC1/Jay
Test Mode	Transmit at 2412MHz by 802.11g	Test Voltage	AC 120V/60Hz

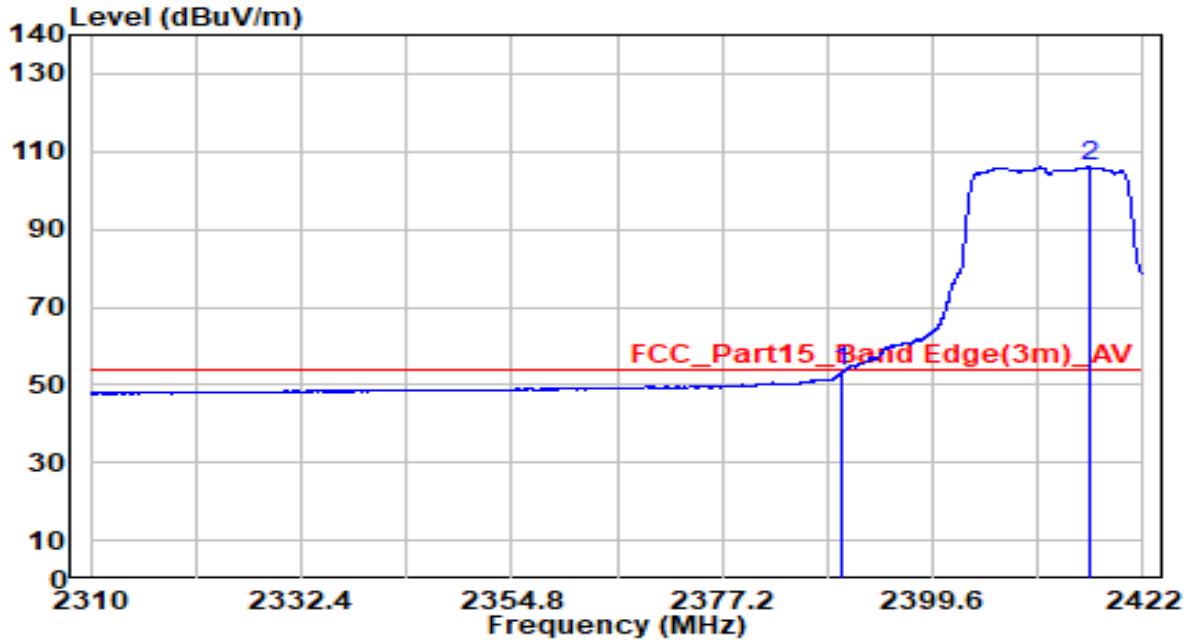

No		Frequency (MHz)	Reading (dBuV)	C.F (dB/m)	Measurement (dBuV/m)	Margin (dB)	Limit (dBuV/m)	Remark (QP/PK/AV)
1		2390.000	21.10	32.22	53.32	-0.68	54.00	Average
2	*	2416.232	73.81	32.33	106.14	N/A	N/A	Average

Note:
1. " *", means this data is the worst emission level.
2. C.F (Correction Factor) = Antenna Factor (dB/m) + Cable Loss (dB).
3. Measurement(dBuV/m) = Reading(dBuV) + C.F (Correction Factor).

EUT	AXE5400 Tri-Band Wi-Fi 6E Router	Date of Test	2021-09-27
Factor	BBHA 9120D (1GHz~18GHz)	Temp. / Humidity	23°C/57%
Polarity	Horizontal	Site / Test Engineer	AC1/Jay
Test Mode	Transmit at 2437MHz by 802.11g	Test Voltage	AC 120V/60Hz

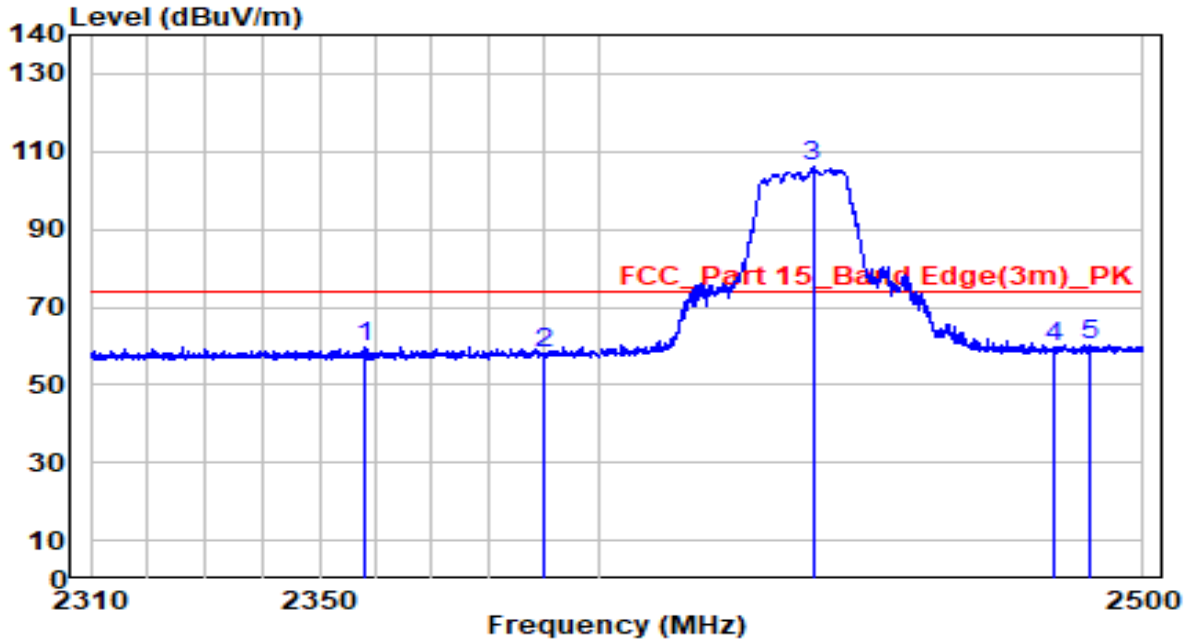

No		Frequency (MHz)	Reading (dBuV)	C.F (dB/m)	Measurement (dBuV/m)	Margin (dB)	Limit (dBuV/m)	Remark (QP/PK/AV)
1		2358.165	27.86	32.08	59.94	-14.06	74.00	Peak
2		2390.000	25.75	32.22	57.97	-16.03	74.00	Peak
3	*	2438.725	73.64	32.42	106.06	N/A	N/A	Peak
4		2483.500	27.10	32.61	59.71	-14.29	74.00	Peak
5		2489.930	27.56	32.64	60.19	-13.81	74.00	Peak

Note:
1. " *", means this data is the worst emission level.
2. C.F (Correction Factor) = Antenna Factor (dB/m) + Cable Loss (dB).
3. Measurement(dBuV/m) = Reading(dBuV) + C.F (Correction Factor).

EUT	AXE5400 Tri-Band Wi-Fi 6E Router	Date of Test	2021-09-27
Factor	BBHA 9120D (1GHz~18GHz)	Temp. / Humidity	23°C/57%
Polarity	Horizontal	Site / Test Engineer	AC1/Jay
Test Mode	Transmit at 2437MHz by 802.11g	Test Voltage	AC 120V/60Hz

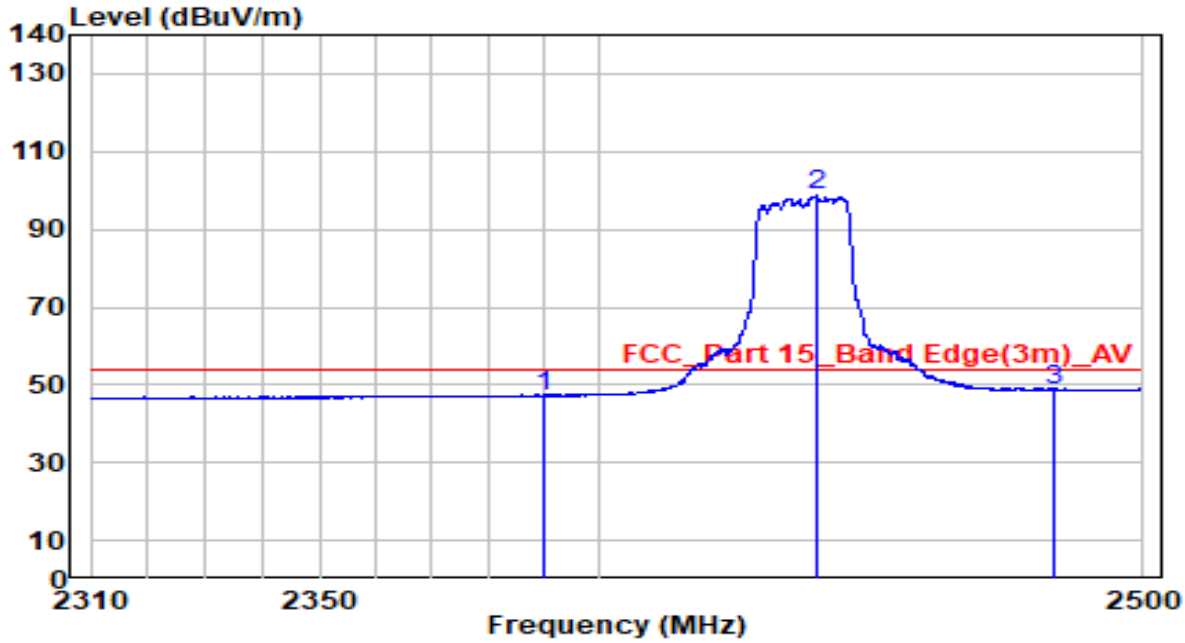

No		Frequency (MHz)	Reading (dBuV)	C.F (dB/m)	Measurement (dBuV/m)	Margin (dB)	Limit (dBuV/m)	Remark (QP/PK/AV)
1		2390.000	14.94	32.22	47.16	-6.84	54.00	Average
2	*	2439.485	66.20	32.43	98.63	N/A	N/A	Average
3		2483.500	15.98	32.61	48.59	-5.41	54.00	Average

Note:
1. " *", means this data is the worst emission level.
2. C.F (Correction Factor) = Antenna Factor (dB/m) + Cable Loss (dB).
3. Measurement(dBuV/m) = Reading(dBuV) + C.F (Correction Factor).

EUT	AXE5400 Tri-Band Wi-Fi 6E Router	Date of Test	2021-09-27
Factor	BBHA 9120D (1GHz~18GHz)	Temp. / Humidity	23°C/57%
Polarity	Vertical	Site / Test Engineer	AC1/Jay
Test Mode	Transmit at 2437MHz by 802.11g	Test Voltage	AC 120V/60Hz

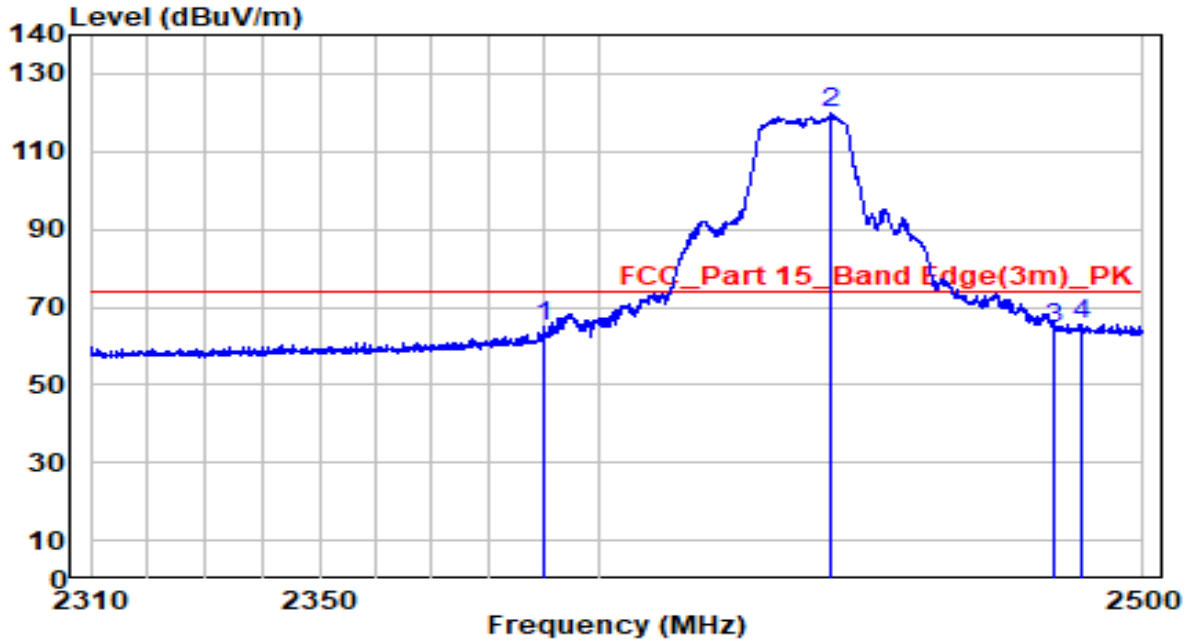

No		Frequency (MHz)	Reading (dBuV)	C.F (dB/m)	Measurement (dBuV/m)	Margin (dB)	Limit (dBuV/m)	Remark (QP/PK/AV)
1		2390.000	32.91	32.22	65.13	-8.87	74.00	Peak
2	*	2441.860	87.38	32.44	119.82	N/A	N/A	Peak
3		2483.500	32.02	32.61	64.63	-9.37	74.00	Peak
4		2488.410	33.03	32.63	65.66	-8.34	74.00	Peak

Note:
1. " *", means this data is the worst emission level.
2. C.F (Correction Factor) = Antenna Factor (dB/m) + Cable Loss (dB).
3. Measurement(dBuV/m) = Reading(dBuV) + C.F (Correction Factor).

EUT	AXE5400 Tri-Band Wi-Fi 6E Router	Date of Test	2021-09-27
Factor	BBHA 9120D (1GHz~18GHz)	Temp. / Humidity	23°C/57%
Polarity	Vertical	Site / Test Engineer	AC1/Jay
Test Mode	Transmit at 2437MHz by 802.11g	Test Voltage	AC 120V/60Hz

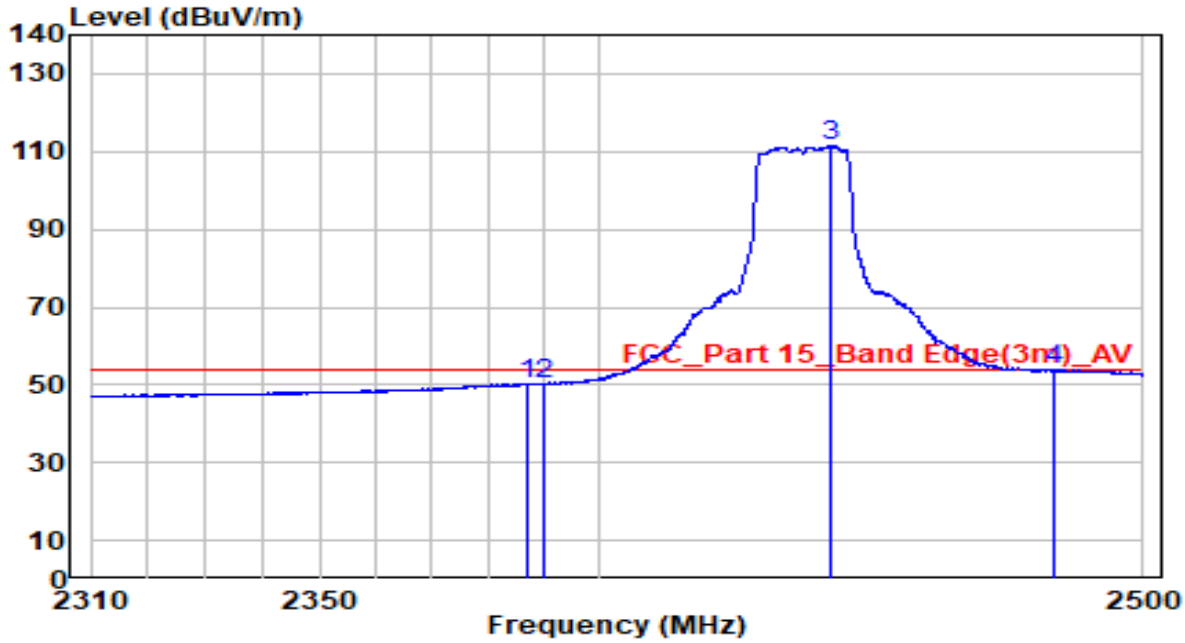

No		Frequency (MHz)	Reading (dBuV)	C.F (dB/m)	Measurement (dBuV/m)	Margin (dB)	Limit (dBuV/m)	Remark (QP/PK/AV)
1		2386.950	18.11	32.21	50.32	-3.68	54.00	Average
2		2390.000	17.98	32.22	50.19	-3.81	54.00	Average
3	*	2442.145	78.98	32.44	111.42	N/A	N/A	Average
4		2483.500	21.17	32.61	53.78	-0.22	54.00	Average

Note:
1. " *", means this data is the worst emission level.
2. C.F (Correction Factor) = Antenna Factor (dB/m) + Cable Loss (dB).
3. Measurement(dBuV/m) = Reading(dBuV) + C.F (Correction Factor).

EUT	AXE5400 Tri-Band Wi-Fi 6E Router	Date of Test	2021-09-27
Factor	BBHA 9120D (1GHz~18GHz)	Temp. / Humidity	23°C/57%
Polarity	Horizontal	Site / Test Engineer	AC1/Jay
Test Mode	Transmit at 2462MHz by 802.11g	Test Voltage	AC 120V/60Hz

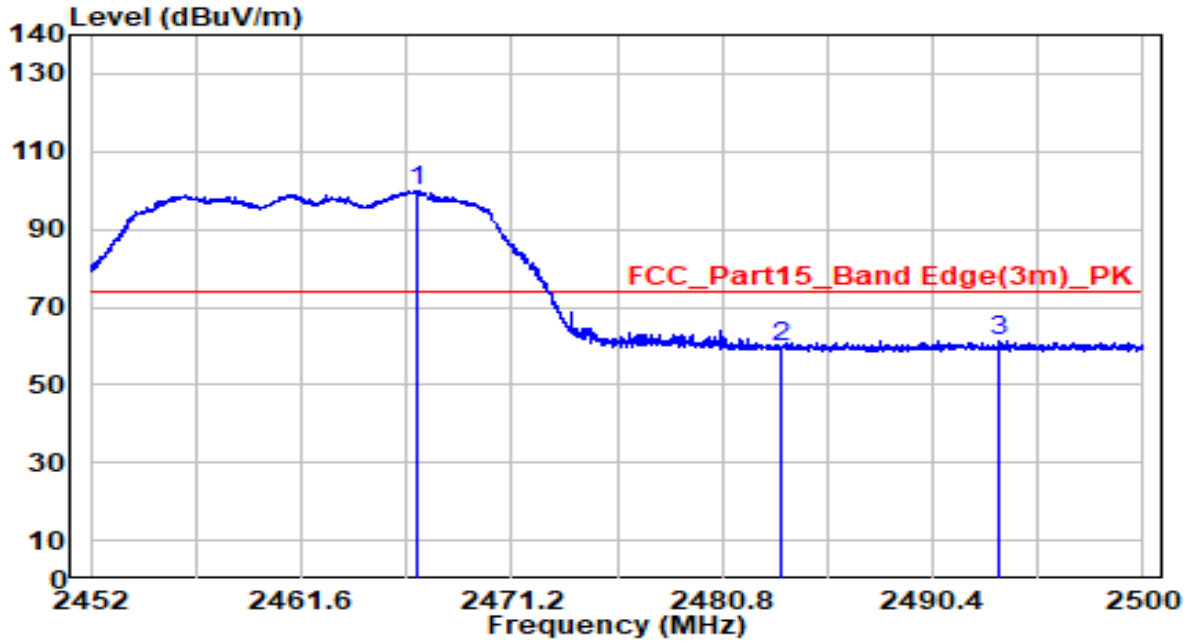

No		Frequency (MHz)	Reading (dBuV)	C.F (dB/m)	Measurement (dBuV/m)	Margin (dB)	Limit (dBuV/m)	Remark (QP/PK/AV)
1	*	2466.880	67.42	32.54	99.96	N/A	N/A	Peak
2		2483.500	26.82	32.61	59.44	-14.56	74.00	Peak
3		2493.448	28.74	32.65	61.39	-12.61	74.00	Peak

Note:
1. " *", means this data is the worst emission level.
2. C.F (Correction Factor) = Antenna Factor (dB/m) + Cable Loss (dB).
3. Measurement(dBuV/m) = Reading(dBuV) + C.F (Correction Factor).

EUT	AXE5400 Tri-Band Wi-Fi 6E Router	Date of Test	2021-09-27
Factor	BBHA 9120D (1GHz~18GHz)	Temp. / Humidity	23°C/57%
Polarity	Horizontal	Site / Test Engineer	AC1/Jay
Test Mode	Transmit at 2462MHz by 802.11g	Test Voltage	AC 120V/60Hz

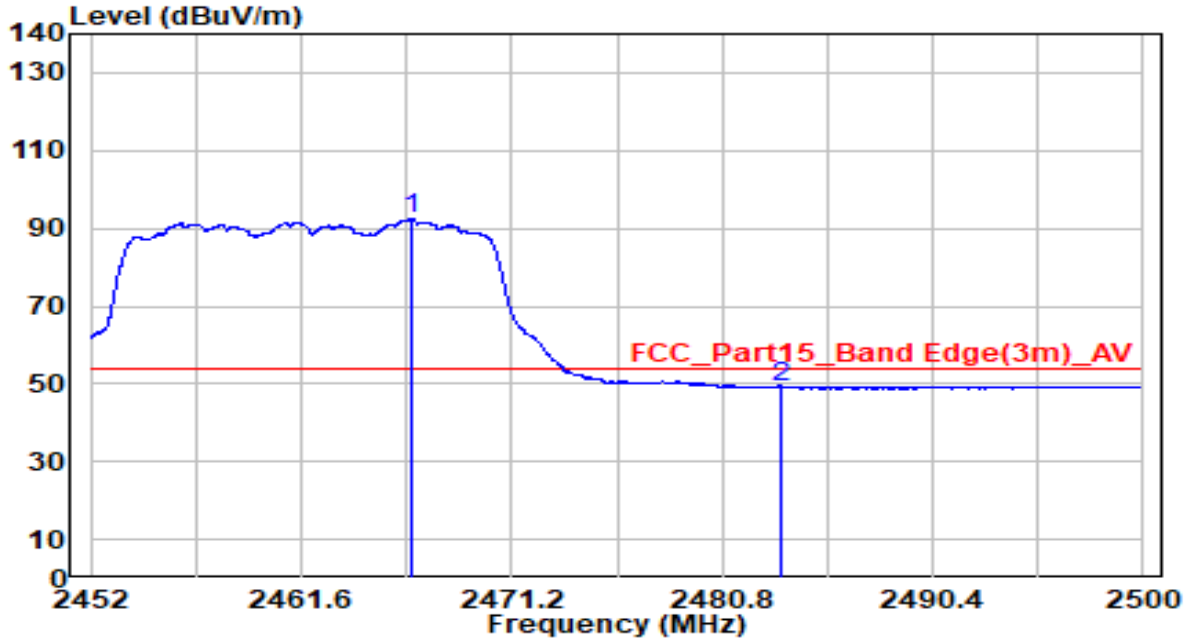

No		Frequency (MHz)	Reading (dBuV)	C.F (dB/m)	Measurement (dBuV/m)	Margin (dB)	Limit (dBuV/m)	Remark (QP/PK/AV)
1	*	2466.616	59.74	32.54	92.28	N/A	N/A	Average
2		2483.500	16.63	32.61	49.24	-4.76	54.00	Average

Note:
1. " *", means this data is the worst emission level.
2. C.F (Correction Factor) = Antenna Factor (dB/m) + Cable Loss (dB).
3. Measurement(dBuV/m) = Reading(dBuV) + C.F (Correction Factor).

EUT	AXE5400 Tri-Band Wi-Fi 6E Router	Date of Test	2021-11-04
Factor	BBHA 9120D (1GHz~18GHz)	Temp. / Humidity	25°C/53%
Polarity	Vertical	Site / Test Engineer	AC1/Jay
Test Mode	Transmit at 2457MHz by 802.11g	Test Voltage	AC 120V/60Hz

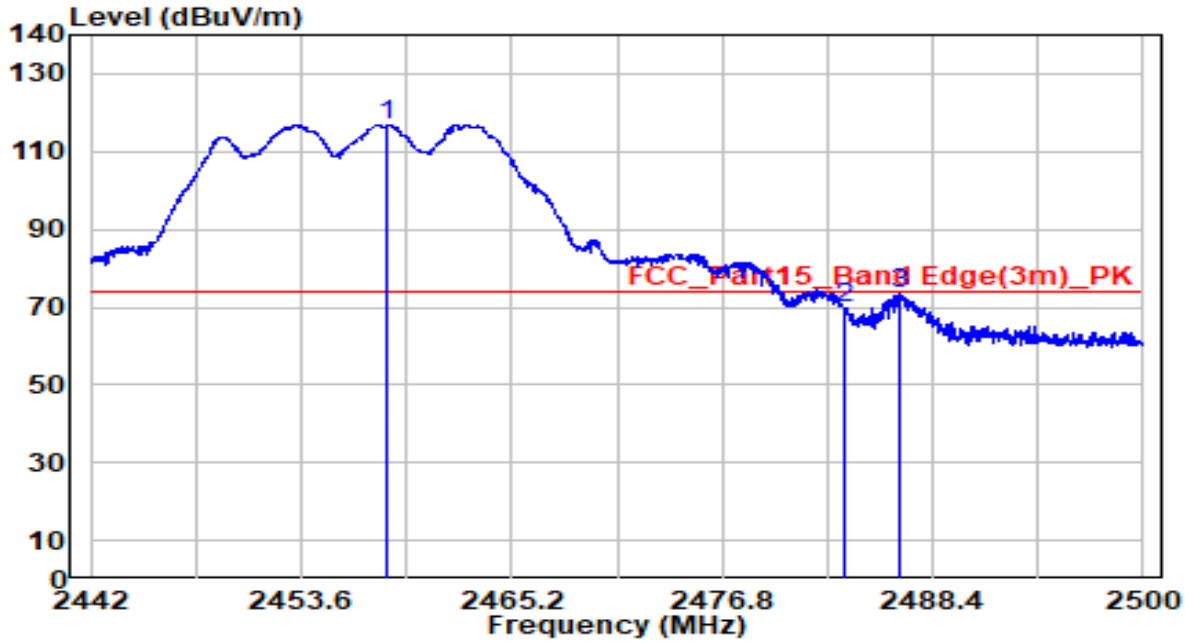

No		Frequency (MHz)	Reading (dBuV)	C.F (dB/m)	Measurement (dBuV/m)	Margin (dB)	Limit (dBuV/m)	Remark (QP/PK/AV)
1	*	2458.385	84.44	32.51	116.94	N/A	N/A	Peak
2		2483.500	37.09	32.61	69.70	-4.30	74.00	Peak
3		2486.515	40.71	32.62	73.33	-0.67	74.00	Peak

Note:

1. " *", means this data is the worst emission level.
2. C.F (Correction Factor) = Antenna Factor (dB/m) + Cable Loss (dB).
3. Measurement(dBuV/m) = Reading(dBuV) + C.F (Correction Factor).

EUT	AXE5400 Tri-Band Wi-Fi 6E Router	Date of Test	2021-11-04
Factor	BBHA 9120D (1GHz~18GHz)	Temp. / Humidity	25°C/53%
Polarity	Vertical	Site / Test Engineer	AC1/Jay
Test Mode	Transmit at 2457MHz by 802.11g	Test Voltage	AC 120V/60Hz

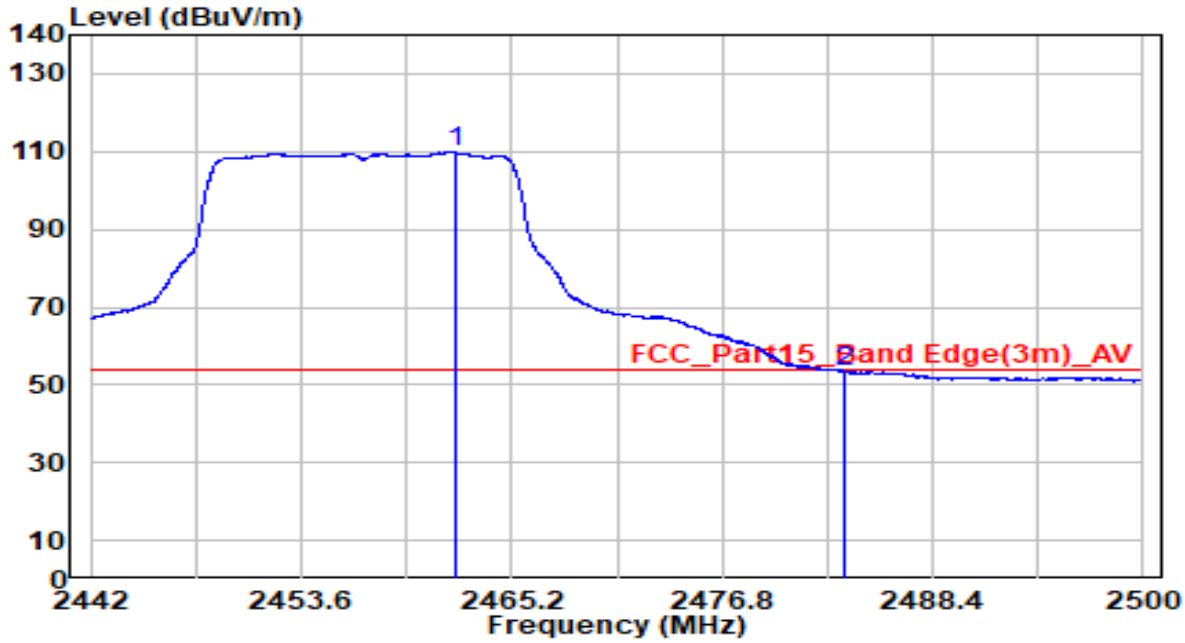

No		Frequency (MHz)	Reading (dBuV)	C.F (dB/m)	Measurement (dBuV/m)	Margin (dB)	Limit (dBuV/m)	Remark (QP/PK/AV)
1	*	2462.097	77.24	32.52	109.76	N/A	N/A	Average
2		2483.500	20.93	32.61	53.54	-0.46	54.00	Average

Note:

1. " *", means this data is the worst emission level.
2. C.F (Correction Factor) = Antenna Factor (dB/m) + Cable Loss (dB).
3. Measurement(dBuV/m) = Reading(dBuV) + C.F (Correction Factor).

EUT	AXE5400 Tri-Band Wi-Fi 6E Router	Date of Test	2021-09-27
Factor	BBHA 9120D (1GHz~18GHz)	Temp. / Humidity	23°C/57%
Polarity	Vertical	Site / Test Engineer	AC1/Jay
Test Mode	Transmit at 2462MHz by 802.11g	Test Voltage	AC 120V/60Hz

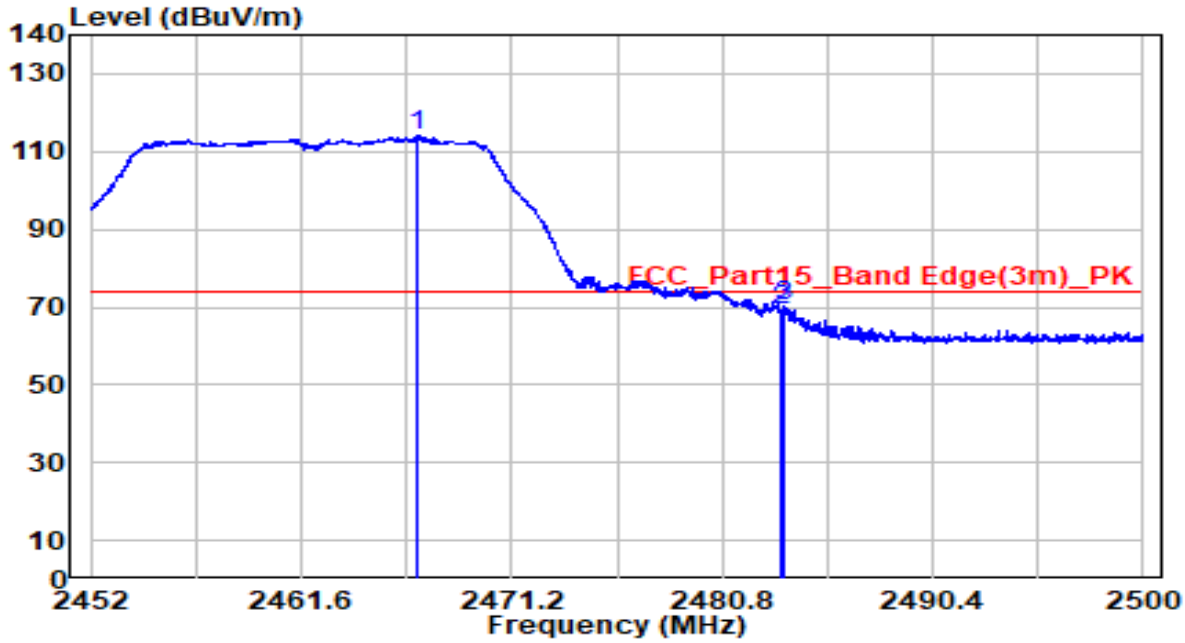

No		Frequency (MHz)	Reading (dBuV)	C.F (dB/m)	Measurement (dBuV/m)	Margin (dB)	Limit (dBuV/m)	Remark (QP/PK/AV)
1	*	2466.928	81.54	32.54	114.08	N/A	N/A	Peak
2		2483.500	36.40	32.61	69.01	-4.99	74.00	Peak
3		2483.584	37.49	32.61	70.10	-3.90	74.00	Peak

Note:
1. " *", means this data is the worst emission level.
2. C.F (Correction Factor) = Antenna Factor (dB/m) + Cable Loss (dB).
3. Measurement(dBuV/m) = Reading(dBuV) + C.F (Correction Factor).

.

EUT	AXE5400 Tri-Band Wi-Fi 6E Router	Date of Test	2021-09-27
Factor	BBHA 9120D (1GHz~18GHz)	Temp. / Humidity	23°C/57%
Polarity	Vertical	Site / Test Engineer	AC1/Jay
Test Mode	Transmit at 2462MHz by 802.11g	Test Voltage	AC 120V/60Hz

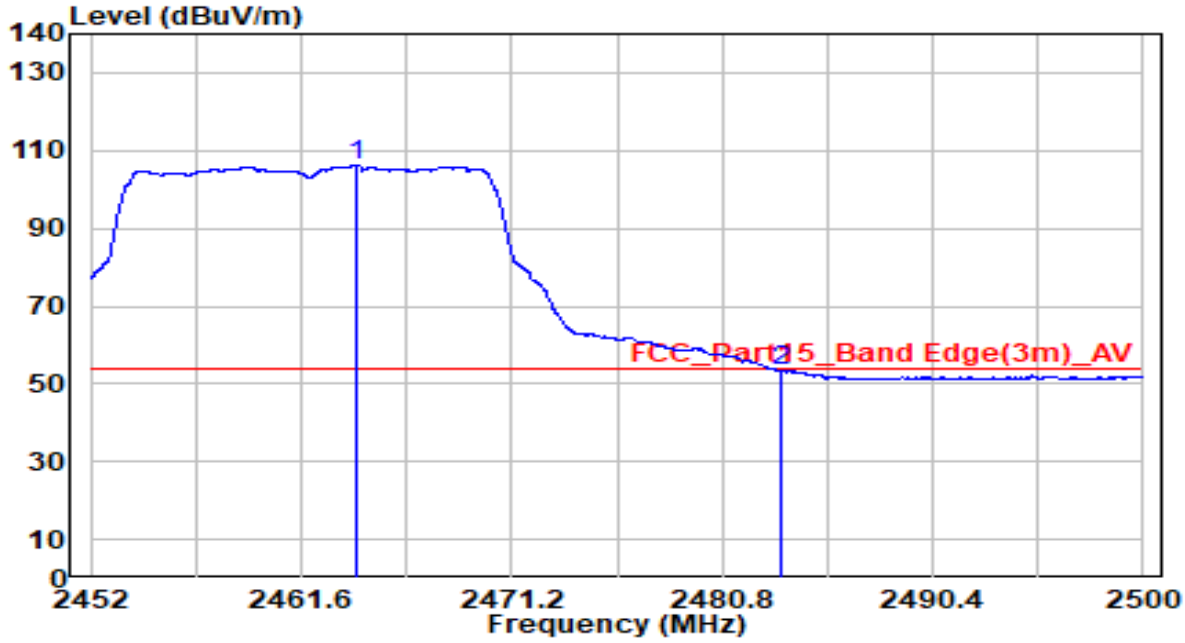

No		Frequency (MHz)	Reading (dBuV)	C.F (dB/m)	Measurement (dBuV/m)	Margin (dB)	Limit (dBuV/m)	Remark (QP/PK/AV)
1	*	2464.144	73.63	32.53	106.16	N/A	N/A	Average
2		2483.500	20.83	32.61	53.44	-0.56	54.00	Average

Note:
1. " *", means this data is the worst emission level.
2. C.F (Correction Factor) = Antenna Factor (dB/m) + Cable Loss (dB).
3. Measurement(dBuV/m) = Reading(dBuV) + C.F (Correction Factor).

EUT	AXE5400 Tri-Band Wi-Fi 6E Router	Date of Test	2021-09-27
Factor	BBHA 9120D (1GHz~18GHz)	Temp. / Humidity	23°C/57%
Polarity	Horizontal	Site / Test Engineer	AC1/Jay
Test Mode	Transmit at 2412MHz by 802.11n-HT20	Test Voltage	AC 120V/60Hz

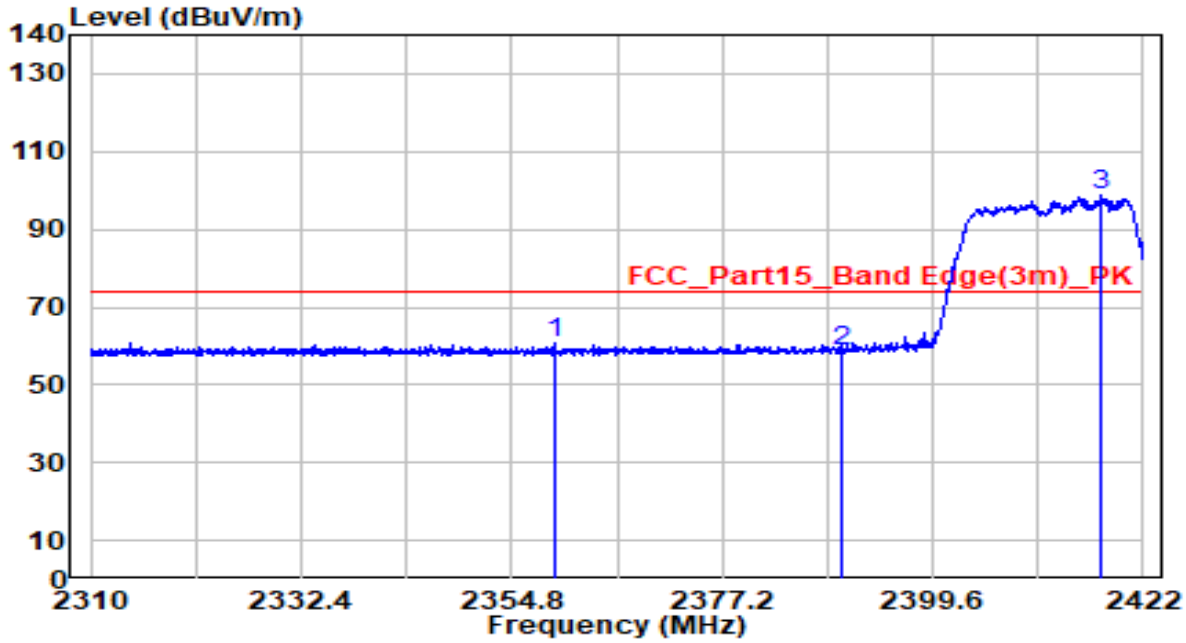

No		Frequency (MHz)	Reading (dBuV)	C.F (dB/m)	Measurement (dBuV/m)	Margin (dB)	Limit (dBuV/m)	Remark (QP/PK/AV)
1		2359.280	28.75	32.09	60.84	-13.16	74.00	Peak
2		2390.000	26.36	32.22	58.57	-15.43	74.00	Peak
3	*	2417.632	66.51	32.33	98.84	N/A	N/A	Peak

Note:
1. " *", means this data is the worst emission level.
2. C.F (Correction Factor) = Antenna Factor (dB/m) + Cable Loss (dB).
3. Measurement(dBuV/m) = Reading(dBuV) + C.F (Correction Factor).

EUT	AXE5400 Tri-Band Wi-Fi 6E Router	Date of Test	2021-09-27
Factor	BBHA 9120D (1GHz~18GHz)	Temp. / Humidity	23°C/57%
Polarity	Horizontal	Site / Test Engineer	AC1/Jay
Test Mode	Transmit at 2412MHz by 802.11n-HT20	Test Voltage	AC 120V/60Hz

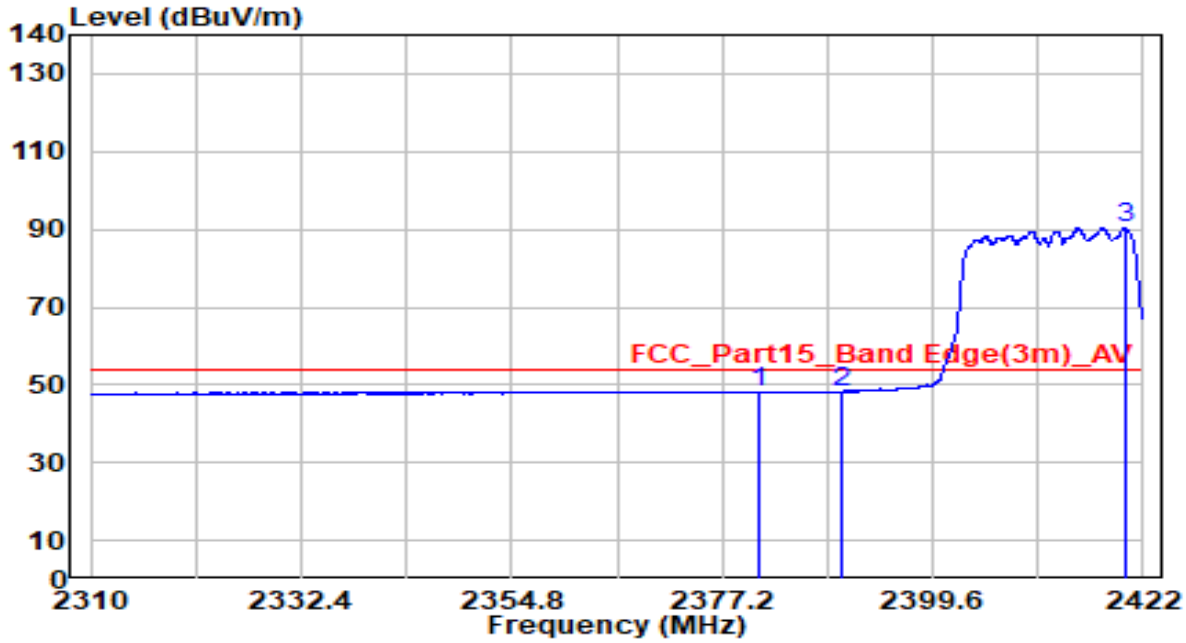

No		Frequency (MHz)	Reading (dBuV)	C.F (dB/m)	Measurement (dBuV/m)	Margin (dB)	Limit (dBuV/m)	Remark (QP/PK/AV)
1		2381.008	16.16	32.18	48.34	-5.66	54.00	Average
2		2390.000	16.06	32.22	48.28	-5.72	54.00	Average
3	*	2420.152	58.22	32.34	90.56	N/A	N/A	Average

Note:
1. " *", means this data is the worst emission level.
2. C.F (Correction Factor) = Antenna Factor (dB/m) + Cable Loss (dB).
3. Measurement(dBuV/m) = Reading(dBuV) + C.F (Correction Factor).

EUT	AXE5400 Tri-Band Wi-Fi 6E Router	Date of Test	2021-09-27
Factor	BBHA 9120D (1GHz~18GHz)	Temp. / Humidity	23°C/57%
Polarity	Vertical	Site / Test Engineer	AC1/Jay
Test Mode	Transmit at 2412MHz by 802.11n-HT20	Test Voltage	AC 120V/60Hz

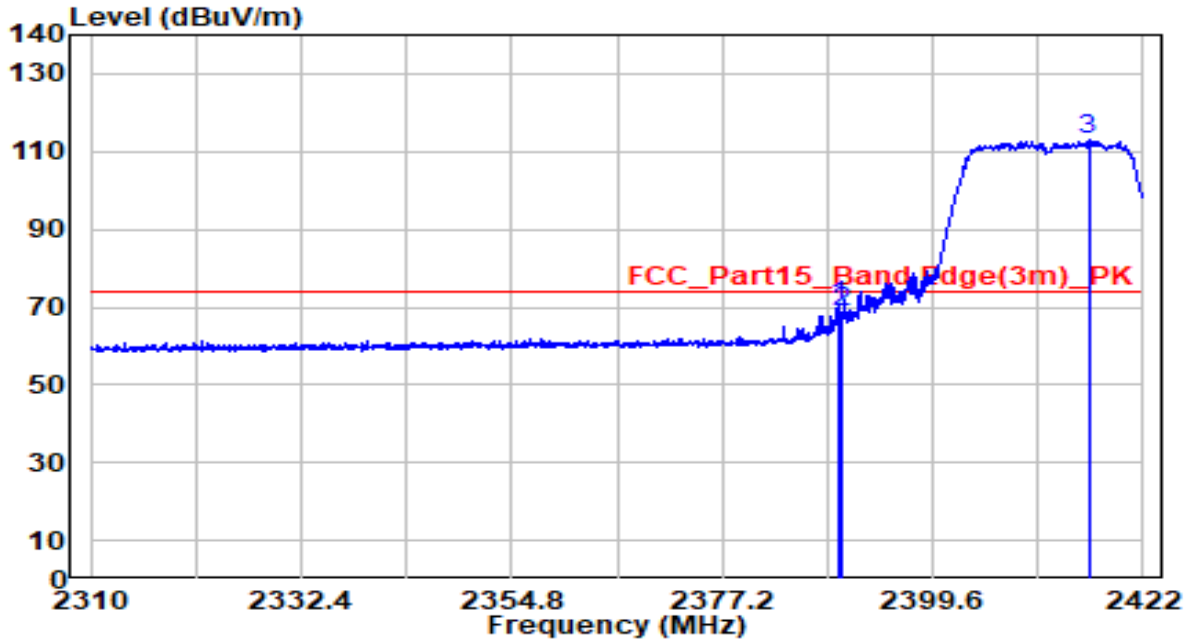

No		Frequency (MHz)	Reading (dBuV)	C.F (dB/m)	Measurement (dBuV/m)	Margin (dB)	Limit (dBuV/m)	Remark (QP/PK/AV)
1		2389.520	38.06	32.22	70.28	-3.72	74.00	Peak
2		2390.000	36.33	32.22	68.54	-5.46	74.00	Peak
3	*	2416.176	80.60	32.33	112.92	N/A	N/A	Peak

Note:
1. " *", means this data is the worst emission level.
2. C.F (Correction Factor) = Antenna Factor (dB/m) + Cable Loss (dB).
3. Measurement(dBuV/m) = Reading(dBuV) + C.F (Correction Factor).

EUT	AXE5400 Tri-Band Wi-Fi 6E Router	Date of Test	2021-09-27
Factor	BBHA 9120D (1GHz~18GHz)	Temp. / Humidity	23°C/57%
Polarity	Vertical	Site / Test Engineer	AC1/Jay
Test Mode	Transmit at 2412MHz by 802.11n-HT20	Test Voltage	AC 120V/60Hz

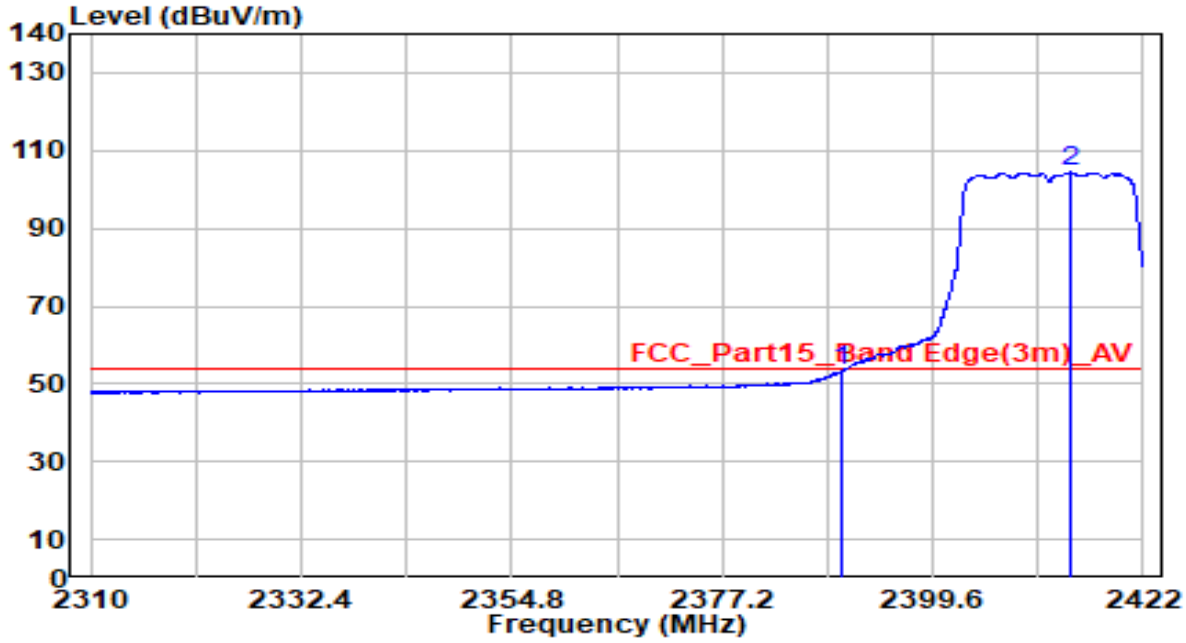

No		Frequency (MHz)	Reading (dBuV)	C.F (dB/m)	Measurement (dBuV/m)	Margin (dB)	Limit (dBuV/m)	Remark (QP/PK/AV)
1		2390.000	21.03	32.22	53.25	-0.75	54.00	Average
2	*	2414.384	72.07	32.32	104.39	N/A	N/A	Average

Note:
1. " *", means this data is the worst emission level.
2. C.F (Correction Factor) = Antenna Factor (dB/m) + Cable Loss (dB).
3. Measurement(dBuV/m) = Reading(dBuV) + C.F (Correction Factor).

EUT	AXE5400 Tri-Band Wi-Fi 6E Router	Date of Test	2021-11-04
Factor	BBHA 9120D (1GHz~18GHz)	Temp. / Humidity	25°C/53%
Polarity	Vertical	Site / Test Engineer	AC1/Jay
Test Mode	Transmit at 2417MHz by 802.11n-HT20	Test Voltage	AC 120V/60Hz

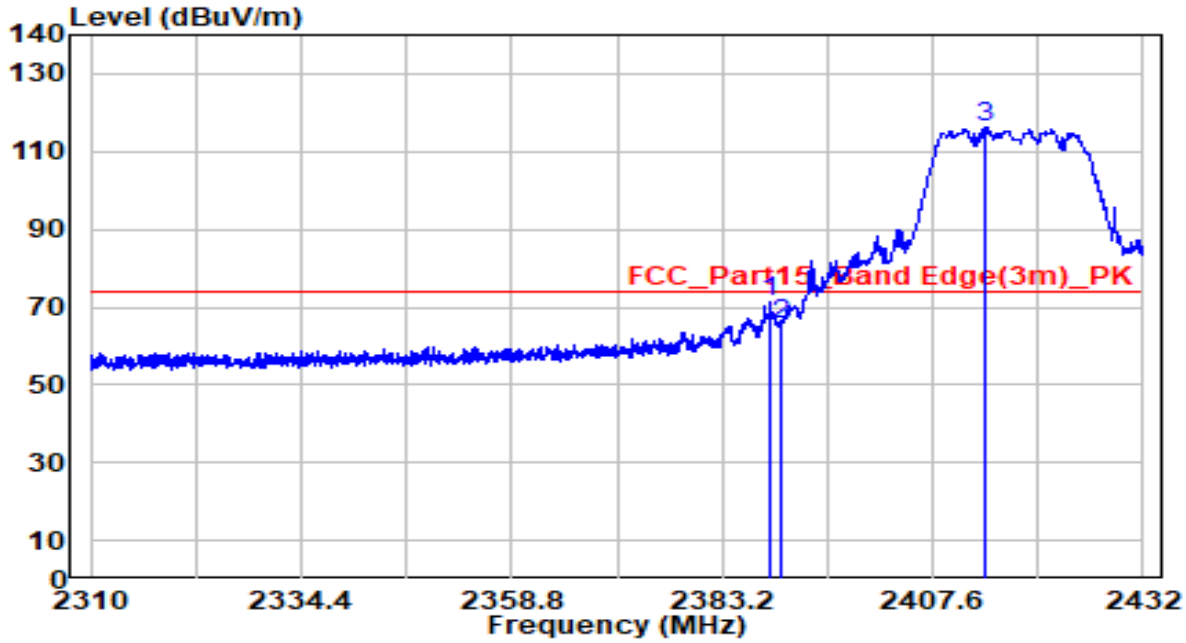

No		Frequency (MHz)	Reading (dBuV)	C.F (dB/m)	Measurement (dBuV/m)	Margin (dB)	Limit (dBuV/m)	Remark (QP/PK/AV)
1		2388.751	39.24	32.21	71.46	-2.54	74.00	Peak
2		2390.000	33.40	32.22	65.62	-8.38	74.00	Peak
3	*	2413.822	84.07	32.32	116.39	N/A	N/A	Peak

Note:

1. " *", means this data is the worst emission level.
2. C.F (Correction Factor) = Antenna Factor (dB/m) + Cable Loss (dB).
3. Measurement(dBuV/m) = Reading(dBuV) + C.F (Correction Factor).

EUT	AXE5400 Tri-Band Wi-Fi 6E Router	Date of Test	2021-11-04
Factor	BBHA 9120D (1GHz~18GHz)	Temp. / Humidity	25°C/53%
Polarity	Vertical	Site / Test Engineer	AC1/Jay
Test Mode	Transmit at 2417MHz by 802.11n-HT20	Test Voltage	AC 120V/60Hz

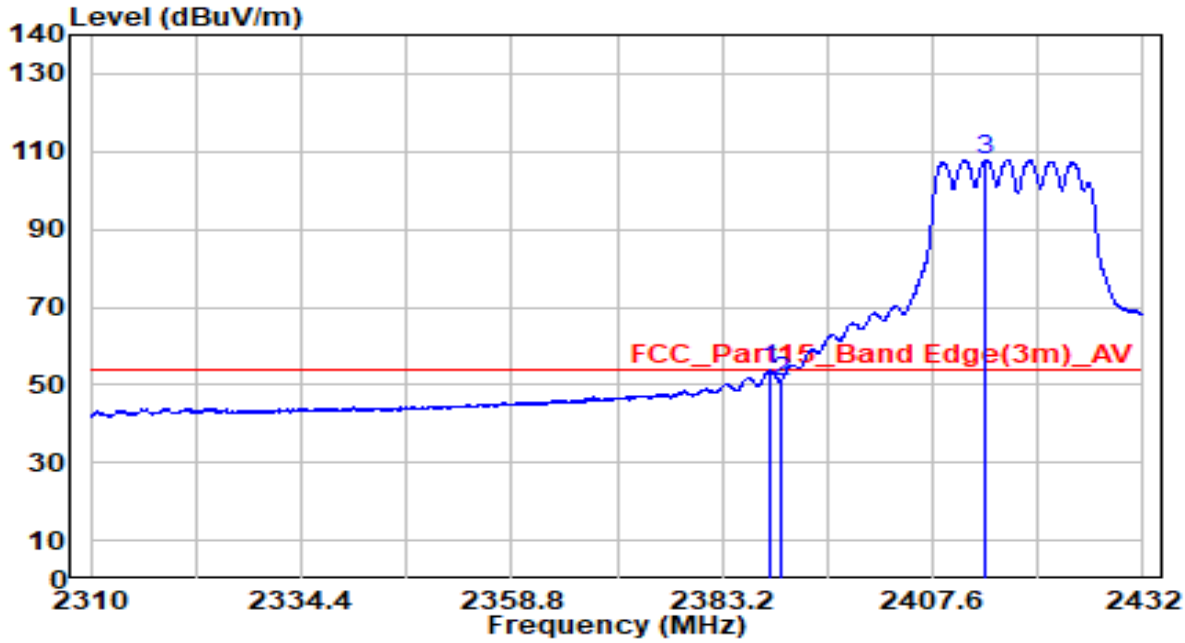

No		Frequency (MHz)	Reading (dBuV)	C.F (dB/m)	Measurement (dBuV/m)	Margin (dB)	Limit (dBuV/m)	Remark (QP/PK/AV)
1		2388.751	21.47	32.21	53.68	-0.32	54.00	Average
2		2390.000	18.56	32.22	50.78	-3.22	54.00	Average
3	*	2413.761	75.57	32.32	107.89	N/A	N/A	Average

Note:

1. " *", means this data is the worst emission level.
2. C.F (Correction Factor) = Antenna Factor (dB/m) + Cable Loss (dB).
3. Measurement(dBuV/m) = Reading(dBuV) + C.F (Correction Factor).

EUT	AXE5400 Tri-Band Wi-Fi 6E Router	Date of Test	2021-09-27
Factor	BBHA 9120D (1GHz~18GHz)	Temp. / Humidity	23°C/57%
Polarity	Horizontal	Site / Test Engineer	AC1/Jay
Test Mode	Transmit at 2437MHz by 802.11n-HT20	Test Voltage	AC 120V/60Hz

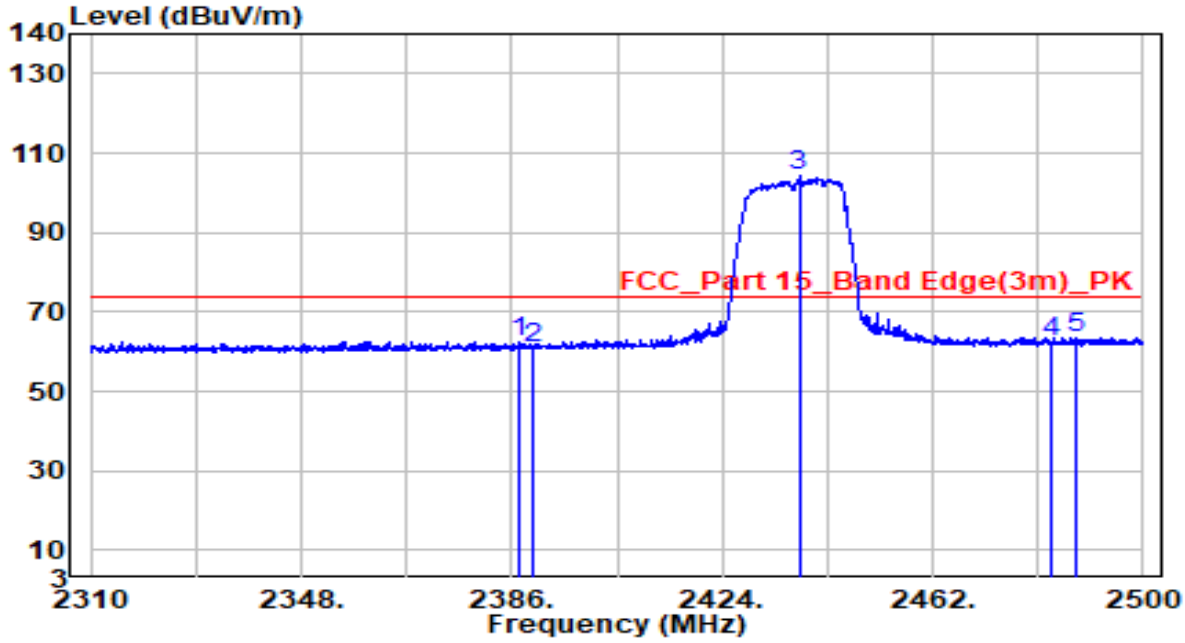

No		Frequency (MHz)	Reading (dBuV)	C.F (dB/m)	Measurement (dBuV/m)	Margin (dB)	Limit (dBuV/m)	Remark (QP/PK/AV)
1		2387.235	30.50	32.21	62.70	-11.30	74.00	Peak
2		2390.000	28.52	32.22	60.74	-13.26	74.00	Peak
3	*	2437.870	71.90	32.42	104.32	N/A	N/A	Peak
4		2483.500	29.72	32.61	62.33	-11.67	74.00	Peak
5		2487.745	30.76	32.63	63.39	-10.61	74.00	Peak

Note:
1. " *", means this data is the worst emission level.
2. C.F (Correction Factor) = Antenna Factor (dB/m) + Cable Loss (dB).
3. Measurement(dBuV/m) = Reading(dBuV) + C.F (Correction Factor).

EUT	AXE5400 Tri-Band Wi-Fi 6E Router	Date of Test	2021-09-27
Factor	BBHA 9120D (1GHz~18GHz)	Temp. / Humidity	23°C/57%
Polarity	Horizontal	Site / Test Engineer	AC1/Jay
Test Mode	Transmit at 2437MHz by 802.11n-HT20	Test Voltage	120V60Hz

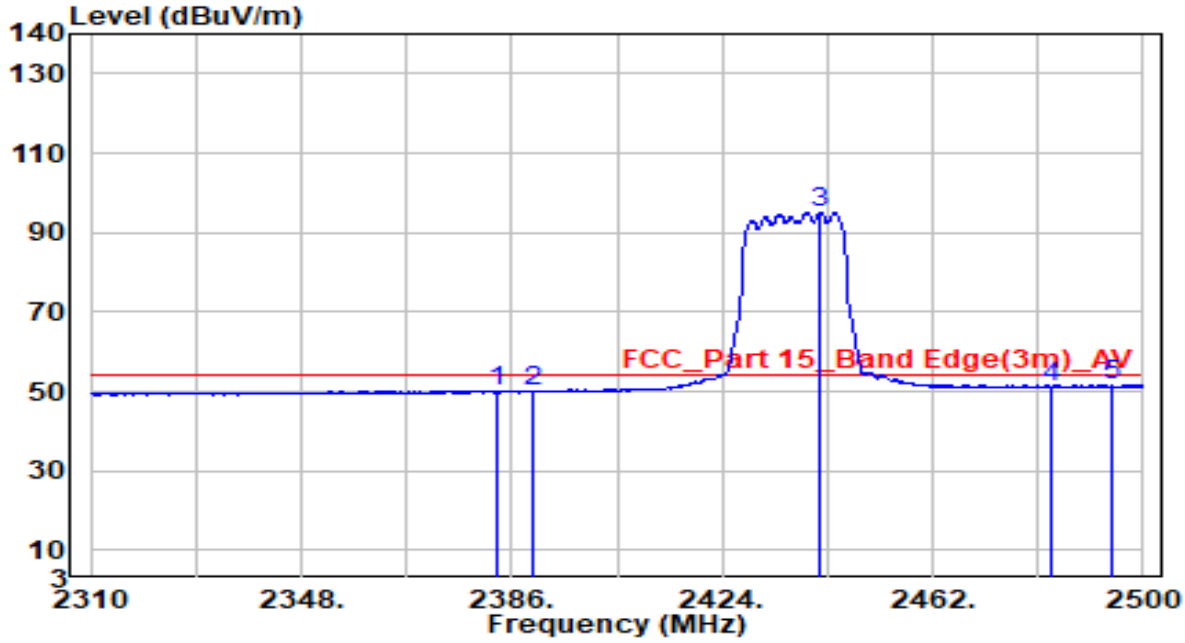

No		Frequency (MHz)	Reading (dBuV)	C.F (dB/m)	Measurement (dBuV/m)	Margin (dB)	Limit (dBuV/m)	Remark (QP/PK/AV)
1		2383.340	18.10	32.19	50.29	-3.71	54.00	Average
2		2390.000	17.87	32.22	50.09	-3.91	54.00	Average
3	*	2441.670	62.62	32.44	95.05	N/A	N/A	Average
4		2483.500	18.63	32.61	51.24	-2.76	54.00	Average
5		2494.490	18.97	32.66	51.63	-2.37	54.00	Average

Note:
1. " *", means this data is the worst emission level.
2. C.F (Correction Factor) = Antenna Factor (dB/m) + Cable Loss (dB).
3. Measurement(dBuV/m) = Reading(dBuV) + C.F (Correction Factor).

EUT	AXE5400 Tri-Band Wi-Fi 6E Router	Date of Test	2021-09-27
Factor	BBHA 9120D (1GHz~18GHz)	Temp. / Humidity	23°C/57%
Polarity	Vertical	Site / Test Engineer	AC1/Jay
Test Mode	Transmit at 2437MHz by 802.11n-HT20	Test Voltage	AC 120V/60Hz

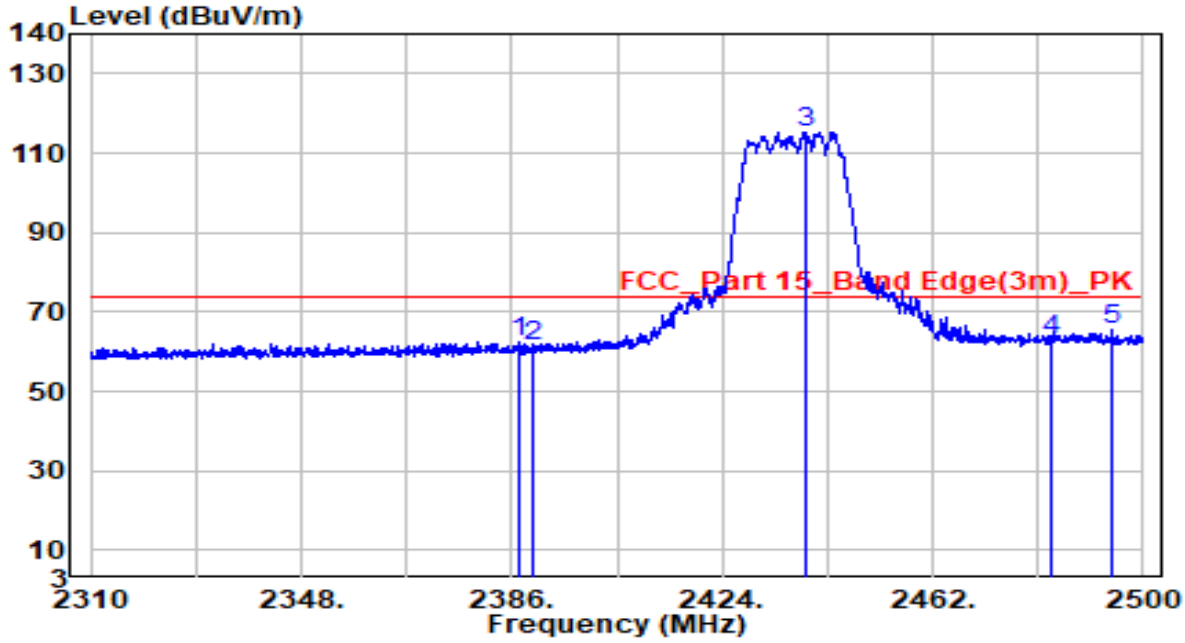

No		Frequency (MHz)	Reading (dBuV)	C.F (dB/m)	Measurement (dBuV/m)	Margin (dB)	Limit (dBuV/m)	Remark (QP/PK/AV)
1		2387.330	30.02	32.21	62.23	-11.77	74.00	Peak
2		2390.000	29.36	32.22	61.58	-12.42	74.00	Peak
3	*	2438.915	82.88	32.42	115.30	N/A	N/A	Peak
4		2483.500	30.30	32.61	62.91	-11.09	74.00	Peak
5		2494.490	32.89	32.66	65.55	-8.45	74.00	Peak

Note:
1. " *", means this data is the worst emission level.
2. C.F (Correction Factor) = Antenna Factor (dB/m) + Cable Loss (dB).
3. Measurement(dBuV/m) = Reading(dBuV) + C.F (Correction Factor).

EUT	AXE5400 Tri-Band Wi-Fi 6E Router	Date of Test	2021-09-27
Factor	BBHA 9120D (1GHz~18GHz)	Temp. / Humidity	23°C/57%
Polarity	Vertical	Site / Test Engineer	AC1/Jay
Test Mode	Transmit at 2437MHz by 802.11n-HT20	Test Voltage	120V60Hz

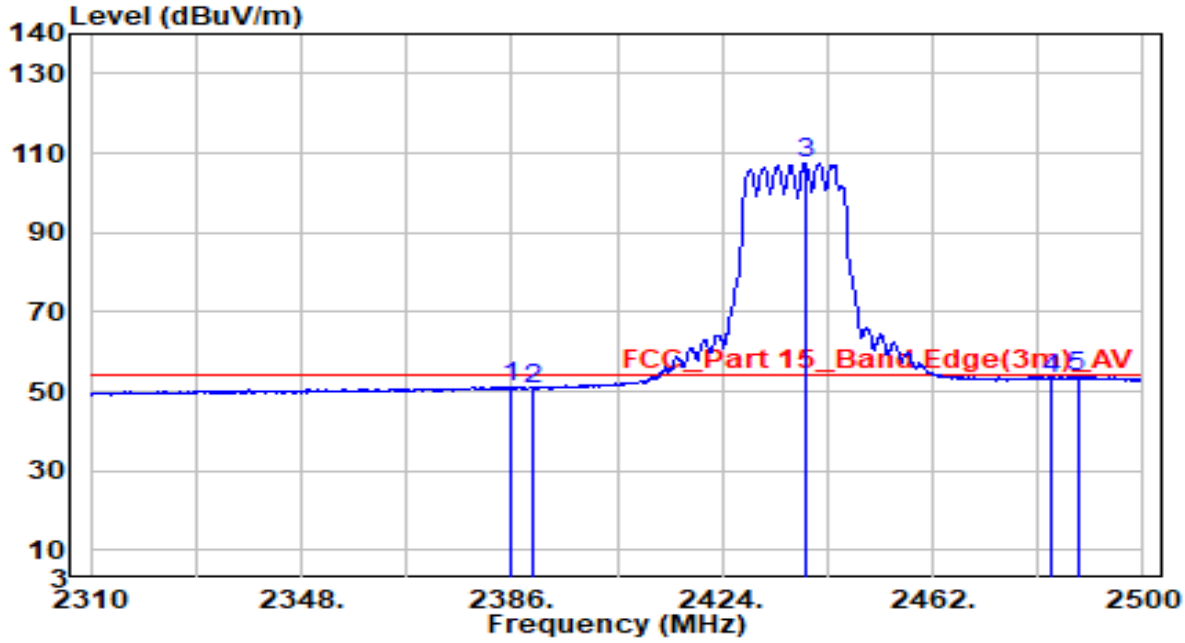

No		Frequency (MHz)	Reading (dBuV)	C.F (dB/m)	Measurement (dBuV/m)	Margin (dB)	Limit (dBuV/m)	Remark (QP/PK/AV)
1		2385.905	19.06	32.20	51.26	-2.74	54.00	Average
2		2390.000	18.52	32.22	50.74	-3.26	54.00	Average
3	*	2438.915	74.89	32.42	107.31	N/A	N/A	Average
4		2483.470	20.67	32.61	53.28	-0.72	54.00	Average
5		2488.125	21.08	32.63	53.71	-0.29	54.00	Average

Note:
1. " *", means this data is the worst emission level.
2. C.F (Correction Factor) = Antenna Factor (dB/m) + Cable Loss (dB).
3. Measurement(dBuV/m) = Reading(dBuV) + C.F (Correction Factor).

EUT	AXE5400 Tri-Band Wi-Fi 6E Router	Date of Test	2021-11-04
Factor	BBHA 9120D (1GHz~18GHz)	Temp. / Humidity	25°C/53%
Polarity	Vertical	Site / Test Engineer	AC1/Jay
Test Mode	Transmit at 2457MHz by 802.11n-HT20	Test Voltage	AC 120V/60Hz

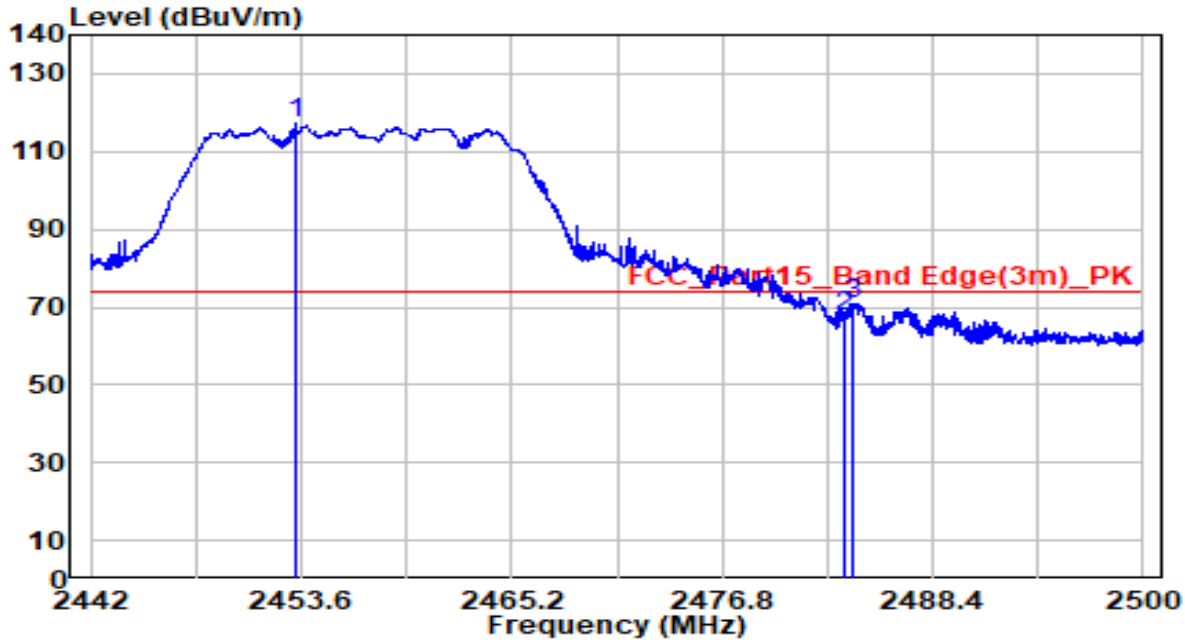

No		Frequency (MHz)	Reading (dBuV)	C.F (dB/m)	Measurement (dBuV/m)	Margin (dB)	Limit (dBuV/m)	Remark (QP/PK/AV)
1	*	2453.310	84.58	32.48	117.06	N/A	N/A	Peak
2		2483.500	35.05	32.61	67.67	-6.33	74.00	Peak
3		2483.992	38.22	32.61	70.83	-3.17	74.00	Peak

Note:

1. " *", means this data is the worst emission level.
2. C.F (Correction Factor) = Antenna Factor (dB/m) + Cable Loss (dB).
3. Measurement(dBuV/m) = Reading(dBuV) + C.F (Correction Factor).

EUT	AXE5400 Tri-Band Wi-Fi 6E Router	Date of Test	2021-11-04
Factor	BBHA 9120D (1GHz~18GHz)	Temp. / Humidity	25°C/53%
Polarity	Vertical	Site / Test Engineer	AC1/Jay
Test Mode	Transmit at 2457MHz by 802.11n-HT20	Test Voltage	AC 120V/60Hz

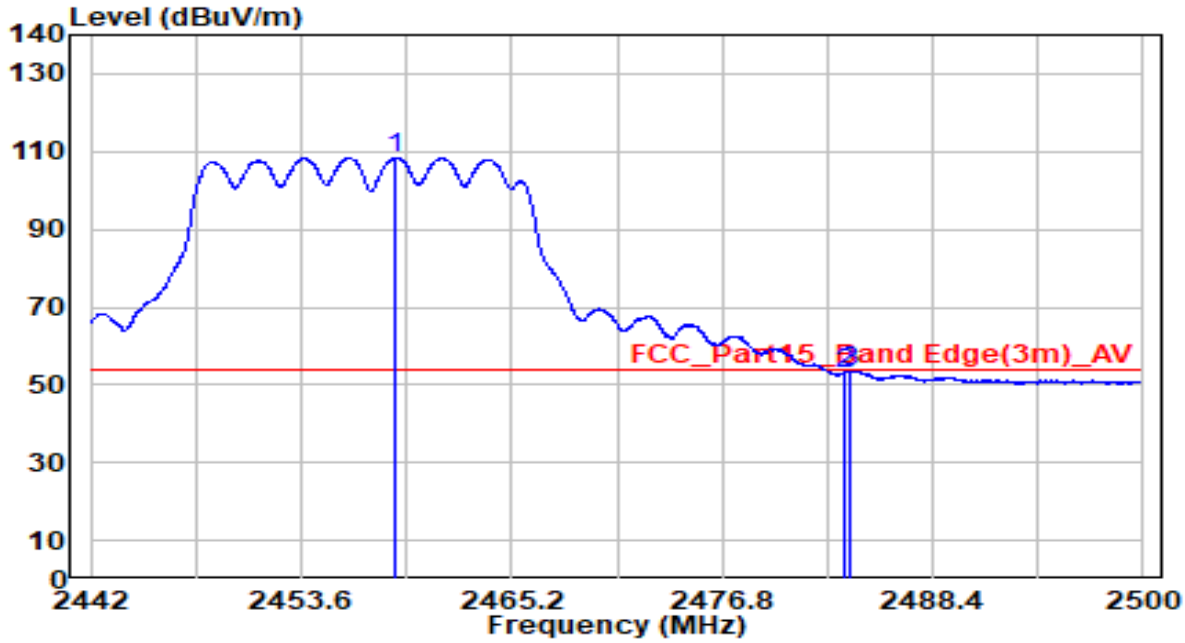

No		Frequency (MHz)	Reading (dBuV)	C.F (dB/m)	Measurement (dBuV/m)	Margin (dB)	Limit (dBuV/m)	Remark (QP/PK/AV)
1	*	2458.820	75.82	32.51	108.33	N/A	N/A	Average
2		2483.500	20.47	32.61	53.08	-0.92	54.00	Average
3		2483.876	20.99	32.61	53.60	-0.40	54.00	Average

Note:

1. " *", means this data is the worst emission level.
2. C.F (Correction Factor) = Antenna Factor (dB/m) + Cable Loss (dB).
3. Measurement(dBuV/m) = Reading(dBuV) + C.F (Correction Factor).

EUT	AXE5400 Tri-Band Wi-Fi 6E Router	Date of Test	2021-09-27
Factor	BBHA 9120D (1GHz~18GHz)	Temp. / Humidity	23°C/57%
Polarity	Horizontal	Site / Test Engineer	AC1/Jay
Test Mode	Transmit at 2462MHz by 802.11n-HT20	Test Voltage	AC 120V/60Hz

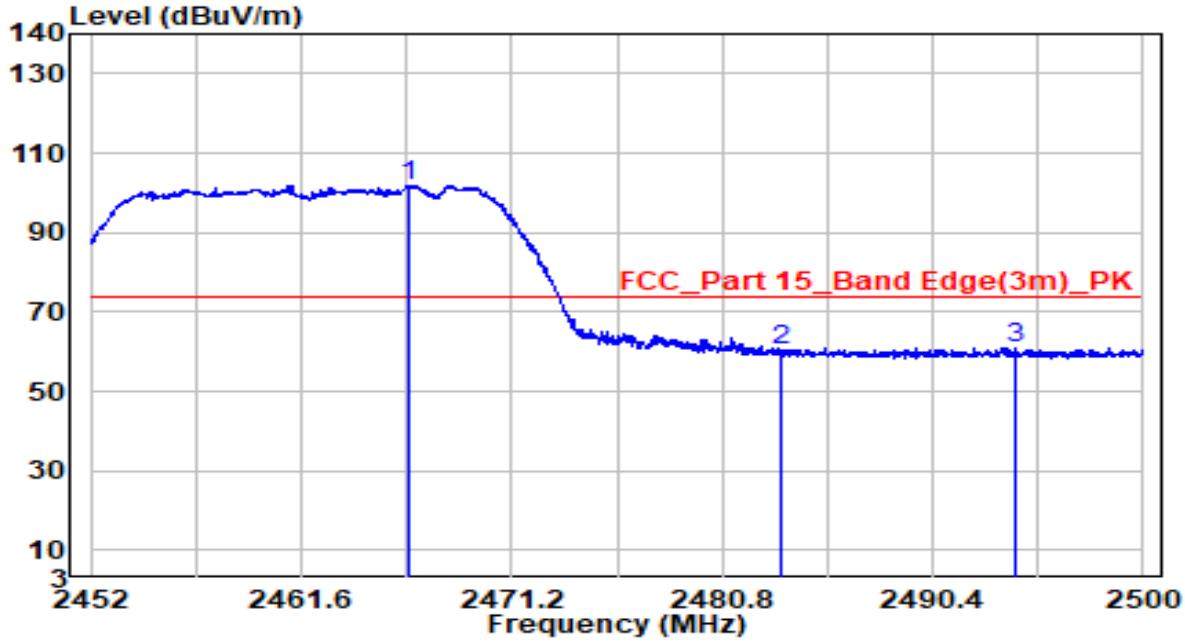

No		Frequency (MHz)	Reading (dBuV)	C.F (dB/m)	Measurement (dBuV/m)	Margin (dB)	Limit (dBuV/m)	Remark (QP/PK/AV)
1	*	2466.568	69.31	32.54	101.85	N/A	N/A	Average
2		2483.500	27.69	32.61	60.30	-13.70	74.00	Average
3		2494.120	28.45	32.66	61.10	-12.90	74.00	Average

Note:
1. " *", means this data is the worst emission level.
2. C.F (Correction Factor) = Antenna Factor (dB/m) + Cable Loss (dB).
3. Measurement(dBuV/m) = Reading(dBuV) + C.F (Correction Factor).

EUT	AXE5400 Tri-Band Wi-Fi 6E Router	Date of Test	2021-09-27
Factor	BBHA 9120D (1GHz~18GHz)	Temp. / Humidity	23°C/57%
Polarity	Horizontal	Site / Test Engineer	AC1/Jay
Test Mode	Transmit at 2462MHz by 802.11n-HT20	Test Voltage	AC 120V/60Hz

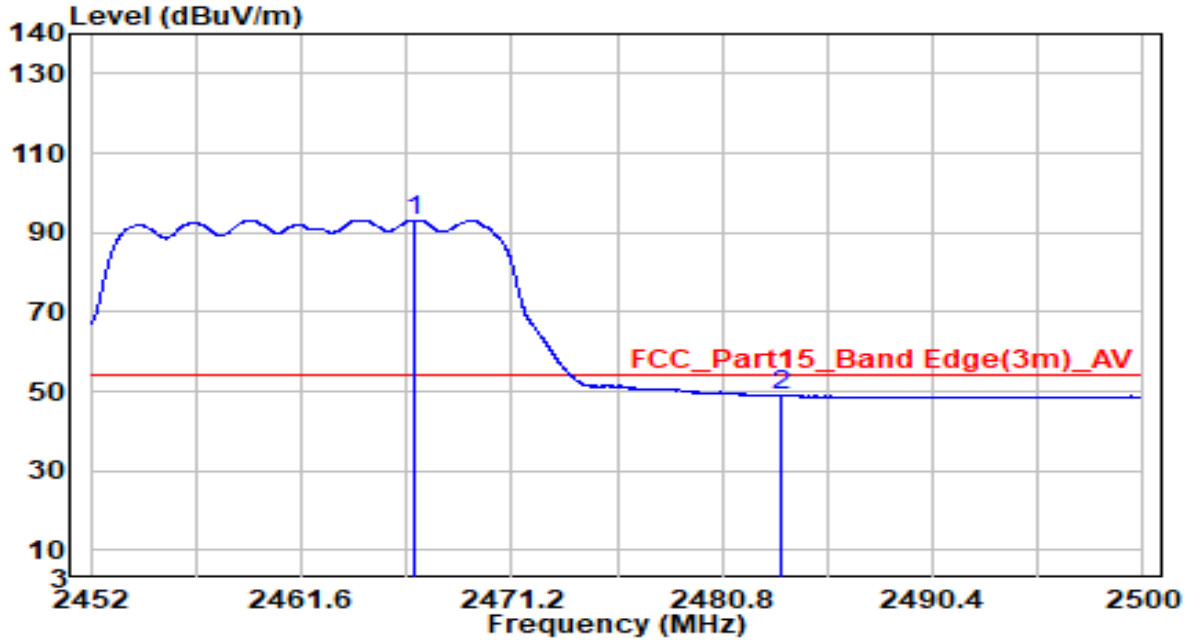

No		Frequency (MHz)	Reading (dBuV)	C.F (dB/m)	Measurement (dBuV/m)	Margin (dB)	Limit (dBuV/m)	Remark (QP/PK/AV)
1	*	2466.760	60.67	32.54	93.21	N/A	N/A	Average
2		2483.500	16.37	32.61	48.98	-5.02	54.00	Average

Note:
1. " *", means this data is the worst emission level.
2. C.F (Correction Factor) = Antenna Factor (dB/m) + Cable Loss (dB).
3. Measurement(dBuV/m) = Reading(dBuV) + C.F (Correction Factor).

EUT	AXE5400 Tri-Band Wi-Fi 6E Router	Date of Test	2021-09-27
Factor	BBHA 9120D (1GHz~18GHz)	Temp. / Humidity	23°C/57%
Polarity	Vertical	Site / Test Engineer	AC1/Jay
Test Mode	Transmit at 2462MHz by 802.11n-HT20	Test Voltage	AC 120V/60Hz

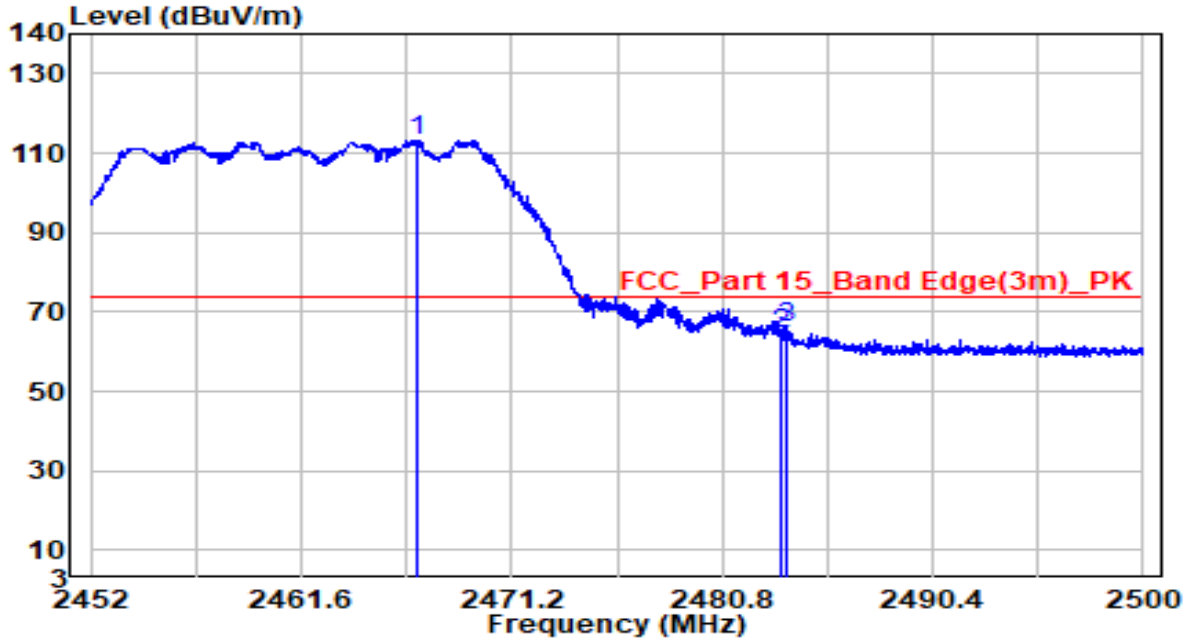

No		Frequency (MHz)	Reading (dBuV)	C.F (dB/m)	Measurement (dBuV/m)	Margin (dB)	Limit (dBuV/m)	Remark (QP/PK/AV)
1	*	2466.856	80.72	32.54	113.26	N/A	N/A	Average
2		2483.500	31.84	32.61	64.45	-9.55	74.00	Average
3		2483.752	33.60	32.61	66.21	-7.79	74.00	Average

Note:
1. " *", means this data is the worst emission level.
2. C.F (Correction Factor) = Antenna Factor (dB/m) + Cable Loss (dB).
3. Measurement(dBuV/m) = Reading(dBuV) + C.F (Correction Factor).

EUT	AXE5400 Tri-Band Wi-Fi 6E Router	Date of Test	2021-09-27
Factor	BBHA 9120D (1GHz~18GHz)	Temp. / Humidity	23°C/57%
Polarity	Vertical	Site / Test Engineer	AC1/Jay
Test Mode	Transmit at 2462MHz by 802.11n-HT20	Test Voltage	AC 120V/60Hz

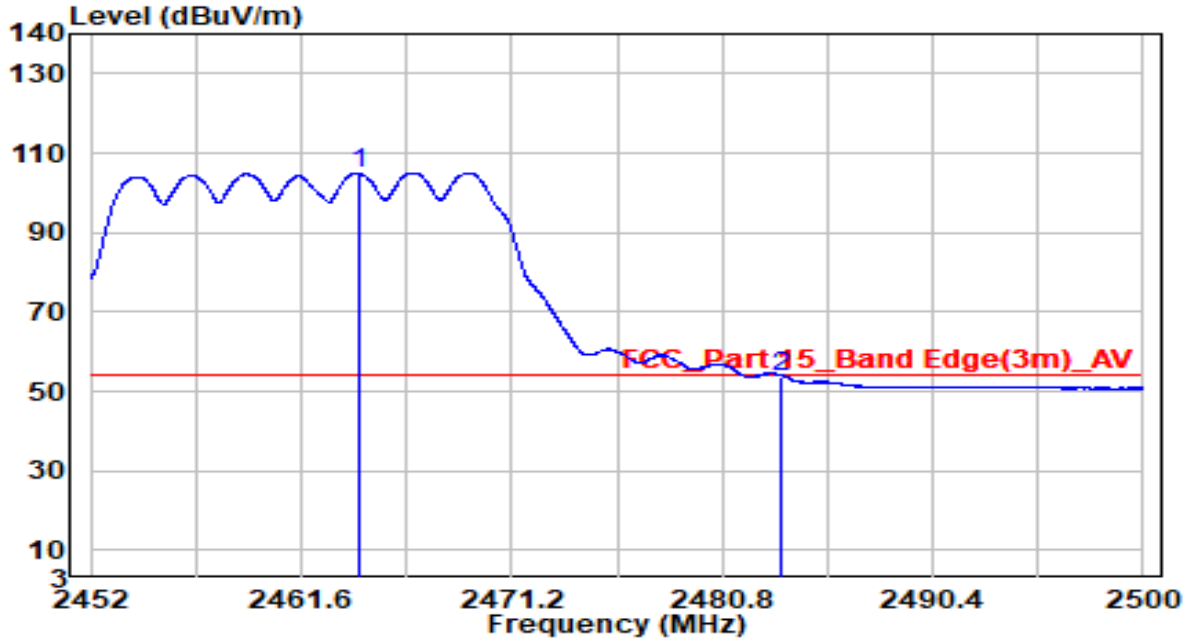

No		Frequency (MHz)	Reading (dBuV)	C.F (dB/m)	Measurement (dBuV/m)	Margin (dB)	Limit (dBuV/m)	Remark (QP/PK/AV)
1	*	2464.192	72.24	32.53	104.77	N/A	N/A	Average
2		2483.500	21.25	32.61	53.86	-0.14	54.00	Average

Note:
1. " *", means this data is the worst emission level.
2. C.F (Correction Factor) = Antenna Factor (dB/m) + Cable Loss (dB).
3. Measurement(dBuV/m) = Reading(dBuV) + C.F (Correction Factor).

EUT	AXE5400 Tri-Band Wi-Fi 6E Router	Date of Test	2021-09-27
Factor	BBHA 9120D (1GHz~18GHz)	Temp. / Humidity	23°C/57%
Polarity	Horizontal	Site / Test Engineer	AC1/Jay
Test Mode	Transmit at 2422MHz by 802.11n-HT40	Test Voltage	AC 120V/60Hz

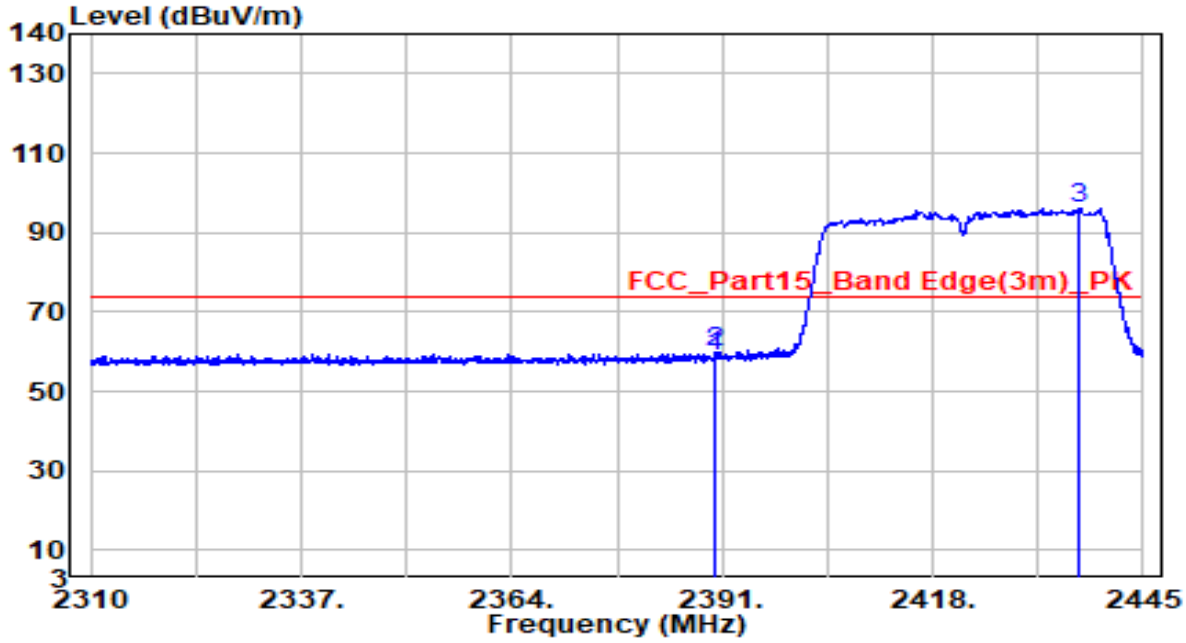

No		Frequency (MHz)	Reading (dBuV)	C.F (dB/m)	Measurement (dBuV/m)	Margin (dB)	Limit (dBuV/m)	Remark (QP/PK/AV)
1		2390.000	26.67	32.22	58.89	-15.11	74.00	Average
2		2390.055	27.59	32.22	59.81	-14.19	74.00	Average
3	*	2436.900	63.79	32.41	96.20	N/A	N/A	Average

Note:
1. " *", means this data is the worst emission level.
2. C.F (Correction Factor) = Antenna Factor (dB/m) + Cable Loss (dB).
3. Measurement(dBuV/m) = Reading(dBuV) + C.F (Correction Factor).

EUT	AXE5400 Tri-Band Wi-Fi 6E Router	Date of Test	2021-09-27
Factor	BBHA 9120D (1GHz~18GHz)	Temp. / Humidity	23°C/57%
Polarity	Horizontal	Site / Test Engineer	AC1/Jay
Test Mode	Transmit at 2422MHz by 802.11n-HT40	Test Voltage	AC 120V/60Hz

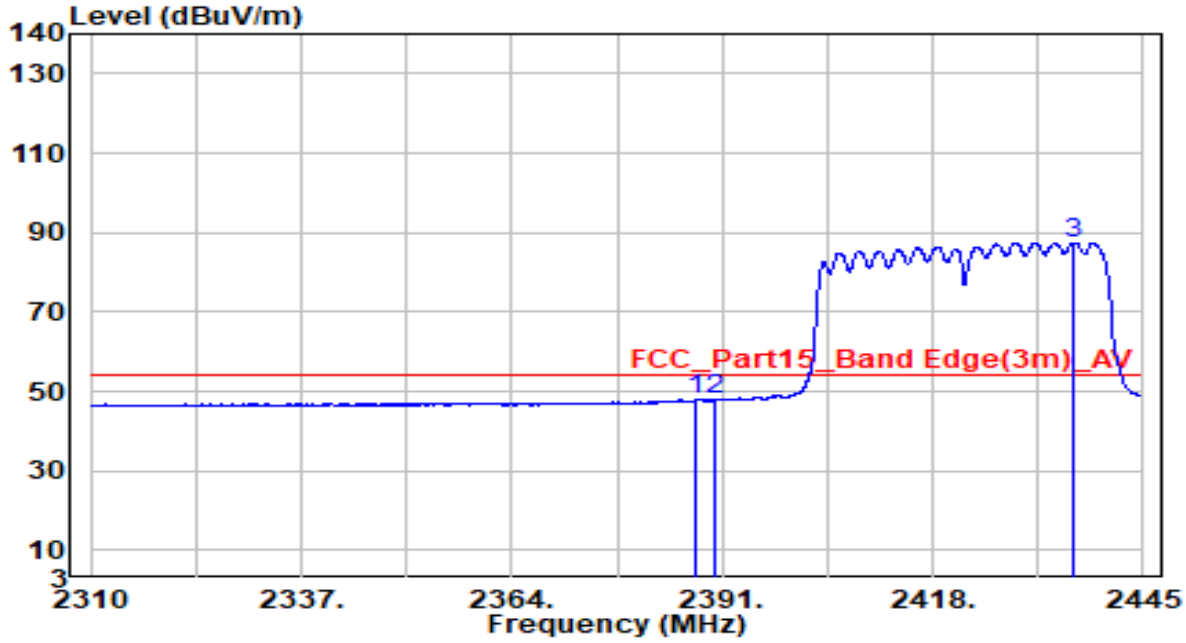

No		Frequency (MHz)	Reading (dBuV)	C.F (dB/m)	Measurement (dBuV/m)	Margin (dB)	Limit (dBuV/m)	Remark (QP/PK/AV)
1		2387.692	15.83	32.21	48.04	-5.96	54.00	Average
2		2390.000	15.56	32.22	47.78	-6.22	54.00	Average
3	*	2436.157	55.10	32.41	87.52	N/A	N/A	Average

Note:
1. " *", means this data is the worst emission level.
2. C.F (Correction Factor) = Antenna Factor (dB/m) + Cable Loss (dB).
3. Measurement(dBuV/m) = Reading(dBuV) + C.F (Correction Factor).

EUT	AXE5400 Tri-Band Wi-Fi 6E Router	Date of Test	2021-09-27
Factor	BBHA 9120D (1GHz~18GHz)	Temp. / Humidity	23°C/57%
Polarity	Vertical	Site / Test Engineer	AC1/Jay
Test Mode	Transmit at 2422MHz by 802.11n-HT40	Test Voltage	AC 120V/60Hz

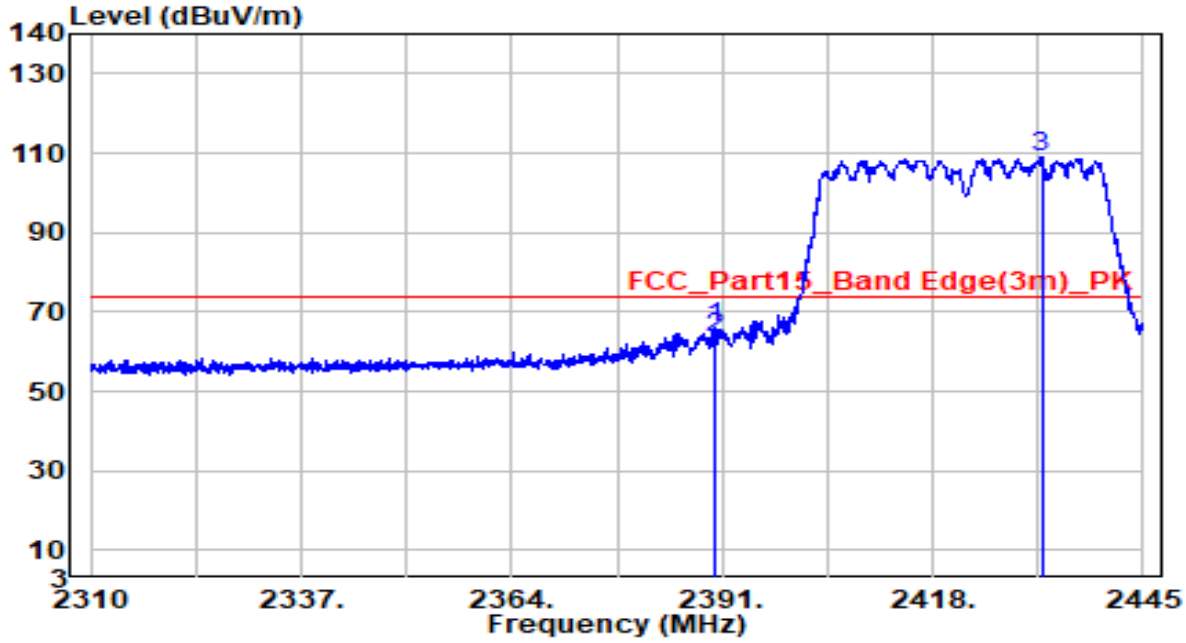

No		Frequency (MHz)	Reading (dBuV)	C.F (dB/m)	Measurement (dBuV/m)	Margin (dB)	Limit (dBuV/m)	Remark (QP/PK/AV)
1		2389.920	33.74	32.22	65.96	-8.04	74.00	Average
2		2390.000	31.35	32.22	63.57	-10.43	74.00	Average
3	*	2431.972	76.40	32.39	108.80	N/A	N/A	Average

Note:
1. " *", means this data is the worst emission level.
2. C.F (Correction Factor) = Antenna Factor (dB/m) + Cable Loss (dB).
3. Measurement(dBuV/m) = Reading(dBuV) + C.F (Correction Factor).

EUT	AXE5400 Tri-Band Wi-Fi 6E Router	Date of Test	2021-09-27
Factor	BBHA 9120D (1GHz~18GHz)	Temp. / Humidity	23°C/57%
Polarity	Vertical	Site / Test Engineer	AC1/Jay
Test Mode	Transmit at 2422MHz by 802.11n-HT40	Test Voltage	AC 120V/60Hz

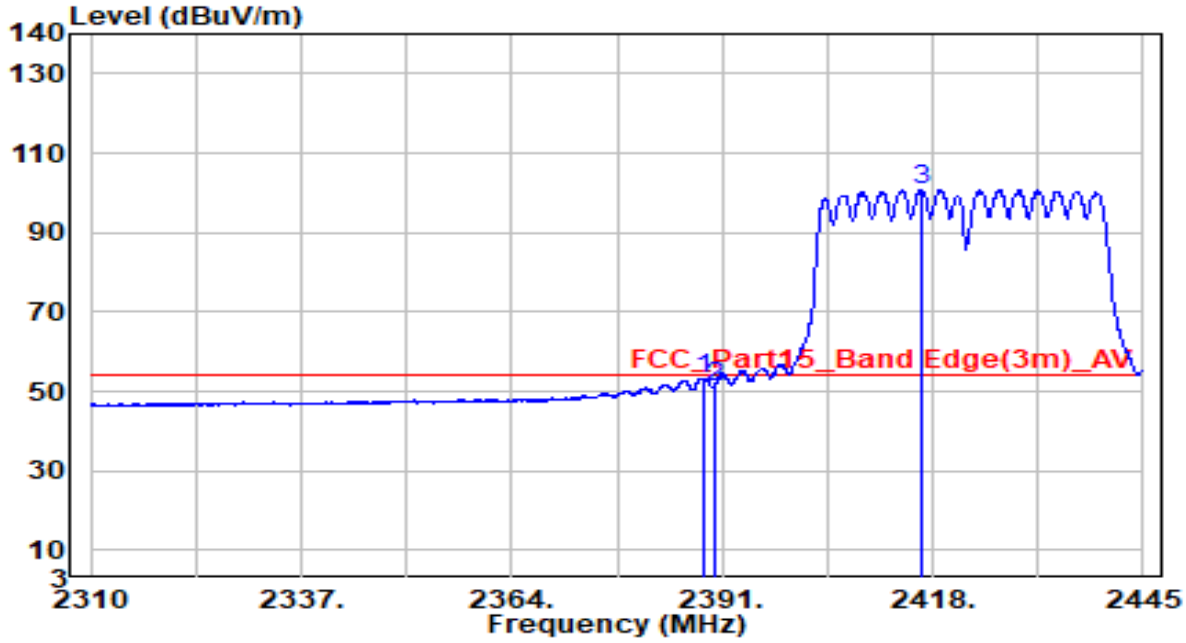

No		Frequency (MHz)	Reading (dBuV)	C.F (dB/m)	Measurement (dBuV/m)	Margin (dB)	Limit (dBuV/m)	Remark (QP/PK/AV)
1		2388.637	21.19	32.21	53.40	-0.60	54.00	Average
2		2390.000	19.08	32.22	51.30	-2.70	54.00	Average
3	*	2416.583	68.39	32.33	100.71	N/A	N/A	Average

Note:
1. " *", means this data is the worst emission level.
2. C.F (Correction Factor) = Antenna Factor (dB/m) + Cable Loss (dB).
3. Measurement(dBuV/m) = Reading(dBuV) + C.F (Correction Factor).

EUT	AXE5400 Tri-Band Wi-Fi 6E Router	Date of Test	2021-09-27
Factor	BBHA 9120D (1GHz~18GHz)	Temp. / Humidity	23°C/57%
Polarity	Horizontal	Site / Test Engineer	AC1/Jay
Test Mode	Transmit at 2437MHz by 802.11n-HT40	Test Voltage	AC 120V/60Hz

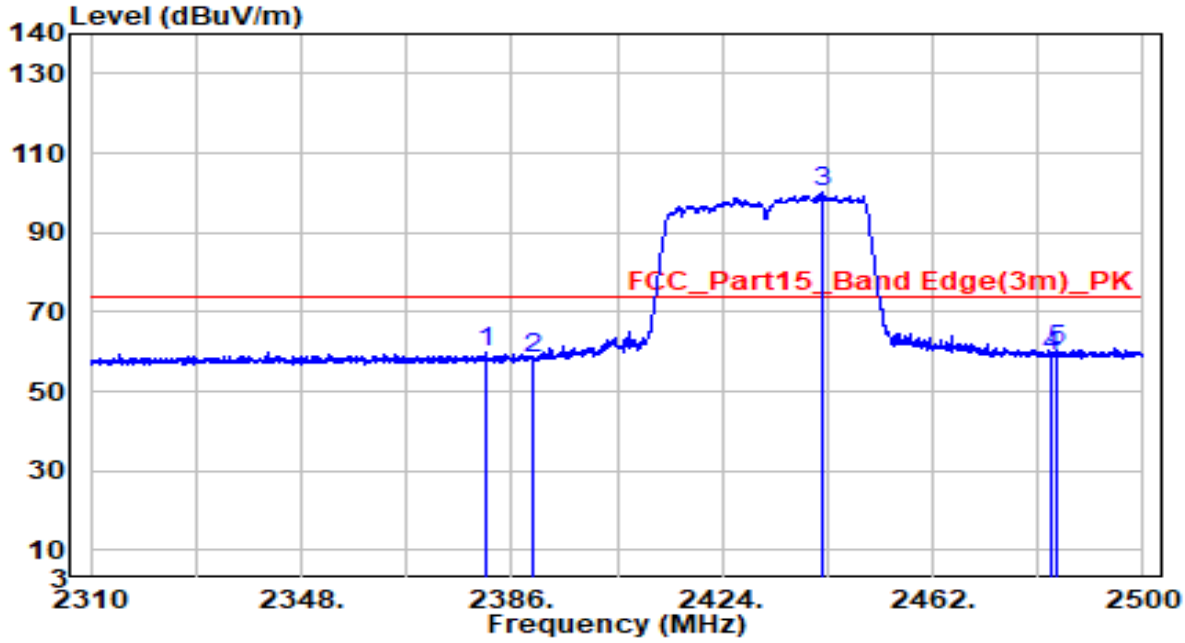

No		Frequency (MHz)	Reading (dBuV)	C.F (dB/m)	Measurement (dBuV/m)	Margin (dB)	Limit (dBuV/m)	Remark (QP/PK/AV)
1		2381.250	27.46	32.18	59.64	-14.36	74.00	Average
2		2390.000	26.12	32.22	58.34	-15.66	74.00	Average
3	*	2441.860	67.55	32.44	99.99	N/A	N/A	Average
4		2483.500	26.35	32.61	58.96	-15.04	74.00	Average
5		2484.610	27.76	32.62	60.38	-13.62	74.00	Average

Note:
1. " *", means this data is the worst emission level.
2. C.F (Correction Factor) = Antenna Factor (dB/m) + Cable Loss (dB).
3. Measurement(dBuV/m) = Reading(dBuV) + C.F (Correction Factor).

EUT	AXE5400 Tri-Band Wi-Fi 6E Router	Date of Test	2021-09-27
Factor	BBHA 9120D (1GHz~18GHz)	Temp. / Humidity	23°C/57%
Polarity	Horizontal	Site / Test Engineer	AC1/Jay
Test Mode	Transmit at 2437MHz by 802.11n-HT40	Test Voltage	AC 120V/60Hz

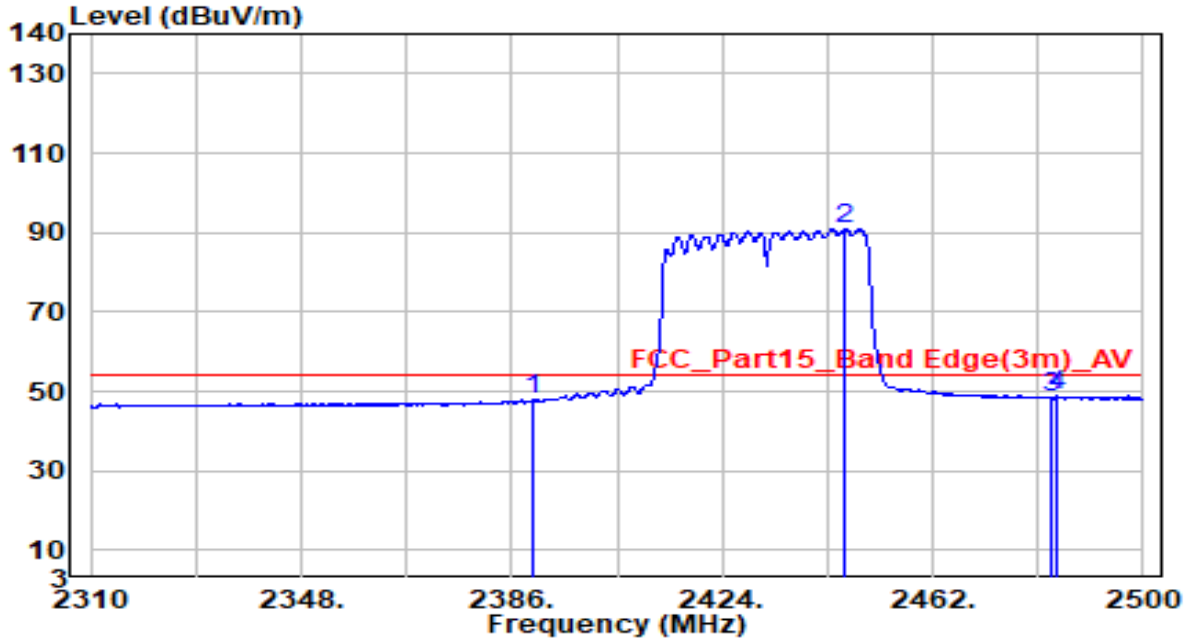

No		Frequency (MHz)	Reading (dBuV)	C.F (dB/m)	Measurement (dBuV/m)	Margin (dB)	Limit (dBuV/m)	Remark (QP/PK/AV)
1		2390.000	15.56	32.22	47.78	-6.22	54.00	Average
2	*	2446.230	58.40	32.45	90.85	N/A	N/A	Average
3		2483.500	15.90	32.61	48.51	-5.49	54.00	Average
4		2484.515	16.19	32.61	48.80	-5.20	54.00	Average

Note:
1. " *", means this data is the worst emission level.
2. C.F (Correction Factor) = Antenna Factor (dB/m) + Cable Loss (dB).
3. Measurement(dBuV/m) = Reading(dBuV) + C.F (Correction Factor).

EUT	AXE5400 Tri-Band Wi-Fi 6E Router	Date of Test	2021-09-27
Factor	BBHA 9120D (1GHz~18GHz)	Temp. / Humidity	23°C/57%
Polarity	Vertical	Site / Test Engineer	AC1/Jay
Test Mode	Transmit at 2437MHz by 802.11n-HT40	Test Voltage	AC 120V/60Hz

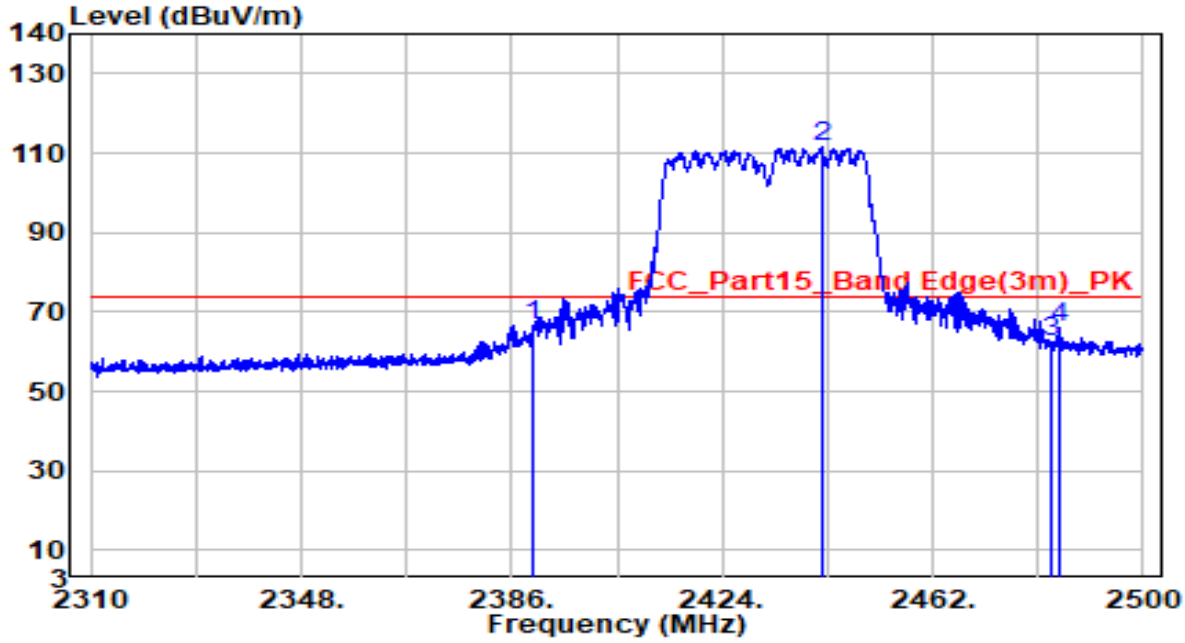

No		Frequency (MHz)	Reading (dBuV)	C.F (dB/m)	Measurement (dBuV/m)	Margin (dB)	Limit (dBuV/m)	Remark (QP/PK/AV)
1		2390.000	34.29	32.22	66.51	-7.49	74.00	Average
2	*	2441.955	79.35	32.44	111.79	N/A	N/A	Average
3		2483.500	29.86	32.61	62.47	-11.53	74.00	Average
4		2484.800	33.34	32.62	65.96	-8.04	74.00	Average

Note:
1. " *", means this data is the worst emission level.
2. C.F (Correction Factor) = Antenna Factor (dB/m) + Cable Loss (dB).
3. Measurement(dBuV/m) = Reading(dBuV) + C.F (Correction Factor).

EUT	AXE5400 Tri-Band Wi-Fi 6E Router	Date of Test	2021-09-27
Factor	BBHA 9120D (1GHz~18GHz)	Temp. / Humidity	23°C/57%
Polarity	Vertical	Site / Test Engineer	AC1/Jay
Test Mode	Transmit at 2437MHz by 802.11n-HT40	Test Voltage	AC 120V/60Hz

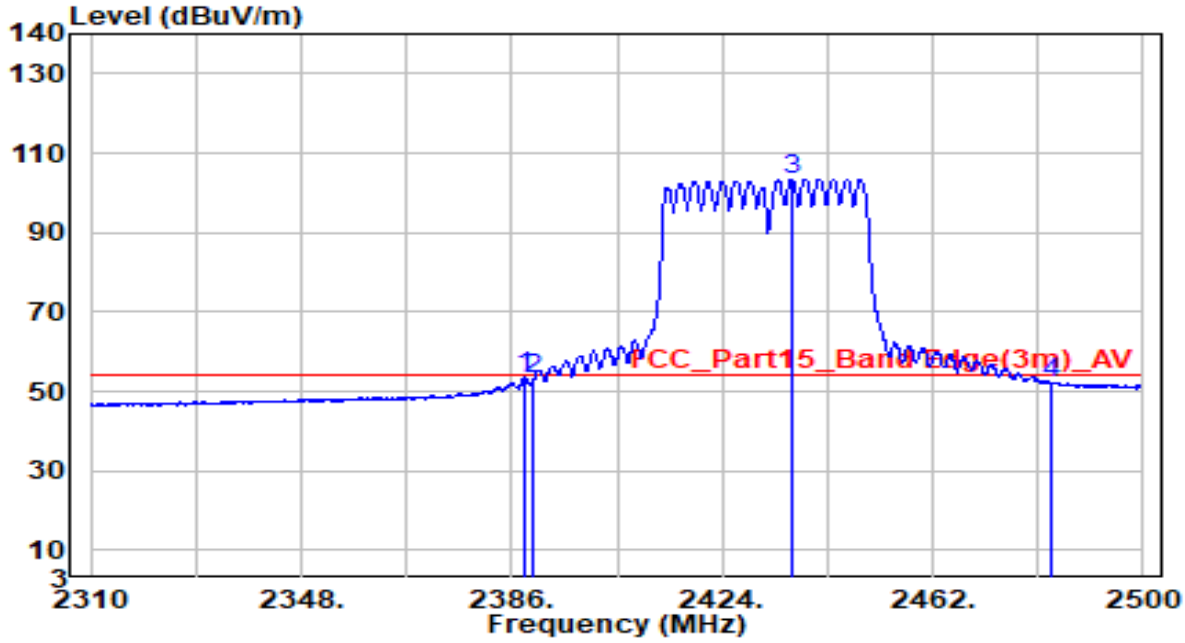

No		Frequency (MHz)	Reading (dBuV)	C.F (dB/m)	Measurement (dBuV/m)	Margin (dB)	Limit (dBuV/m)	Remark (QP/PK/AV)
1		2388.375	21.38	32.21	53.59	-0.41	54.00	Average
2		2390.000	20.68	32.22	52.90	-1.10	54.00	Average
3	*	2436.540	71.04	32.41	103.46	N/A	N/A	Average
4		2483.500	19.48	32.61	52.09	-1.91	54.00	Average

Note:
1. " *", means this data is the worst emission level.
2. C.F (Correction Factor) = Antenna Factor (dB/m) + Cable Loss (dB).
3. Measurement(dBuV/m) = Reading(dBuV) + C.F (Correction Factor).

EUT	AXE5400 Tri-Band Wi-Fi 6E Router	Date of Test	2021-09-27
Factor	BBHA 9120D (1GHz~18GHz)	Temp. / Humidity	23°C/57%
Polarity	Horizontal	Site / Test Engineer	AC1/Jay
Test Mode	Transmit at 2452MHz by 802.11n-HT40	Test Voltage	AC 120V/60Hz

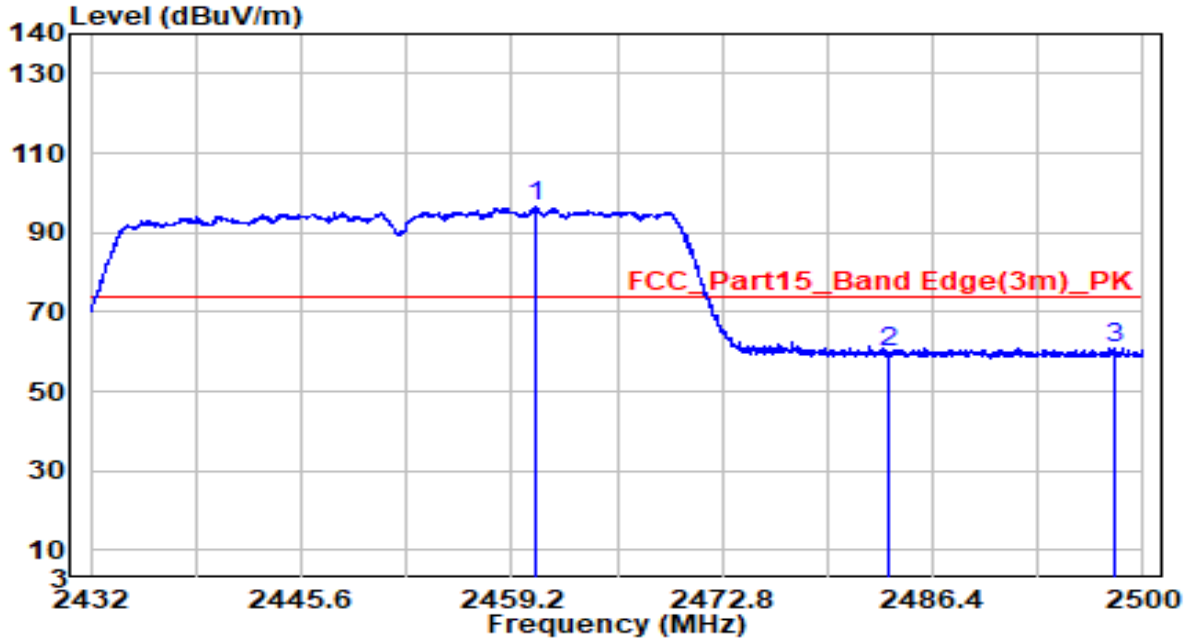

No		Frequency (MHz)	Reading (dBuV)	C.F (dB/m)	Measurement (dBuV/m)	Margin (dB)	Limit (dBuV/m)	Remark (QP/PK/AV)
1	*	2460.696	63.83	32.51	96.35	N/A	N/A	Average
2		2483.500	27.20	32.61	59.81	-14.19	74.00	Average
3		2498.164	28.32	32.67	60.99	-13.01	74.00	Average

Note:
1. " *", means this data is the worst emission level.
2. C.F (Correction Factor) = Antenna Factor (dB/m) + Cable Loss (dB).
3. Measurement(dBuV/m) = Reading(dBuV) + C.F (Correction Factor).

EUT	AXE5400 Tri-Band Wi-Fi 6E Router	Date of Test	2021-09-27
Factor	BBHA 9120D (1GHz~18GHz)	Temp. / Humidity	23°C/57%
Polarity	Horizontal	Site / Test Engineer	AC1/Jay
Test Mode	Transmit at 2452MHz by 802.11n-HT40	Test Voltage	AC 120V/60Hz

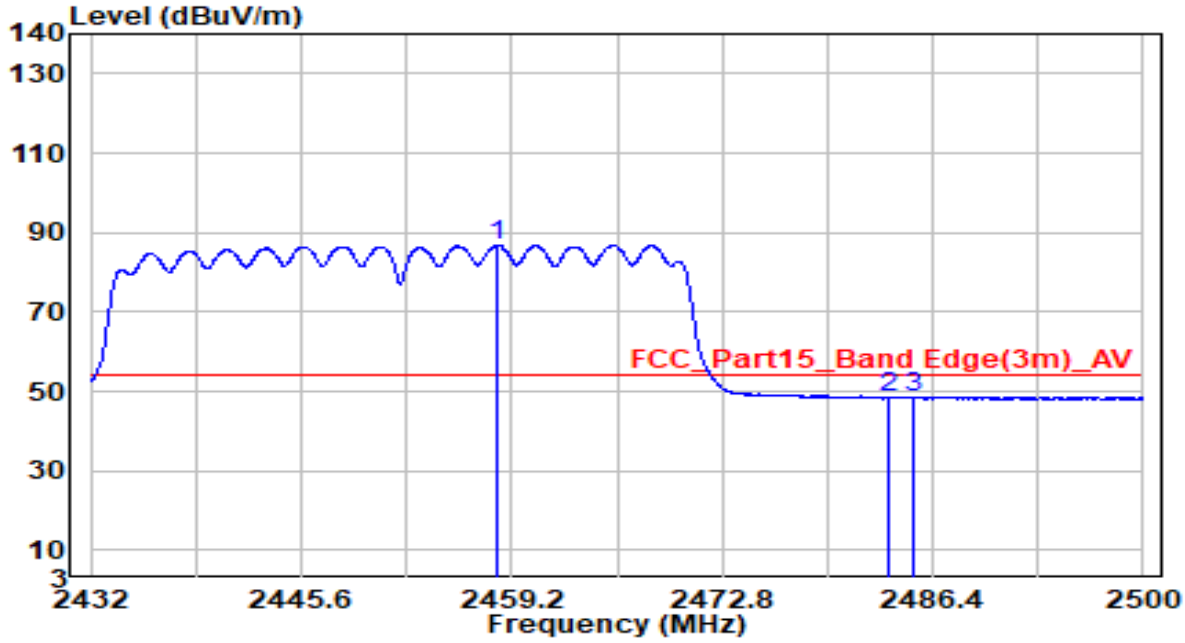

No		Frequency (MHz)	Reading (dBuV)	C.F (dB/m)	Measurement (dBuV/m)	Margin (dB)	Limit (dBuV/m)	Remark (QP/PK/AV)
1	*	2458.248	54.34	32.50	86.84	N/A	N/A	Average
2		2483.500	15.84	32.61	48.45	-5.55	54.00	Average
3		2485.074	16.00	32.62	48.62	-5.38	54.00	Average

Note:
1. " *", means this data is the worst emission level.
2. C.F (Correction Factor) = Antenna Factor (dB/m) + Cable Loss (dB).
3. Measurement(dBuV/m) = Reading(dBuV) + C.F (Correction Factor).

EUT	AXE5400 Tri-Band Wi-Fi 6E Router	Date of Test	2021-09-27
Factor	BBHA 9120D (1GHz~18GHz)	Temp. / Humidity	23°C/57%
Polarity	Vertical	Site / Test Engineer	AC1/Jay
Test Mode	Transmit at 2452MHz by 802.11n-HT40	Test Voltage	AC 120V/60Hz

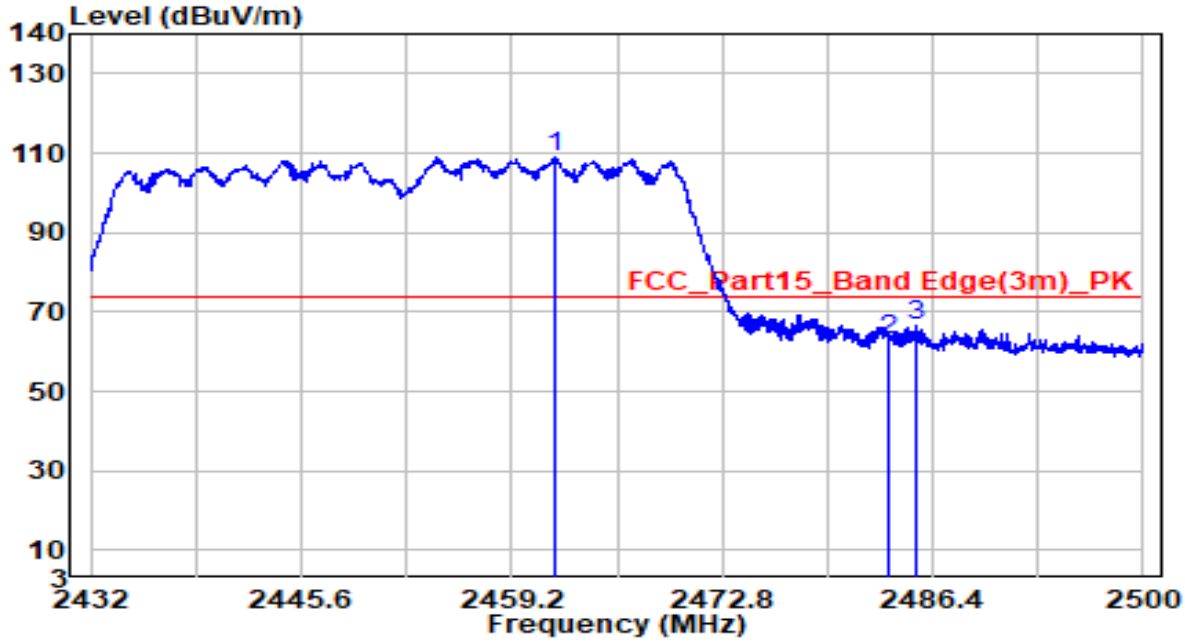

No		Frequency (MHz)	Reading (dBuV)	C.F (dB/m)	Measurement (dBuV/m)	Margin (dB)	Limit (dBuV/m)	Remark (QP/PK/AV)
1	*	2462.022	76.36	32.52	108.88	N/A	N/A	Average
2		2483.500	30.14	32.61	62.75	-11.25	74.00	Average
3		2485.380	33.88	32.62	66.49	-7.51	74.00	Average

Note:
1. " *", means this data is the worst emission level.
2. C.F (Correction Factor) = Antenna Factor (dB/m) + Cable Loss (dB).
3. Measurement(dBuV/m) = Reading(dBuV) + C.F (Correction Factor).

EUT	AXE5400 Tri-Band Wi-Fi 6E Router	Date of Test	2021-09-27
Factor	BBHA 9120D (1GHz~18GHz)	Temp. / Humidity	23°C/57%
Polarity	Vertical	Site / Test Engineer	AC1/Jay
Test Mode	Transmit at 2452MHz by 802.11n-HT40	Test Voltage	AC 120V/60Hz

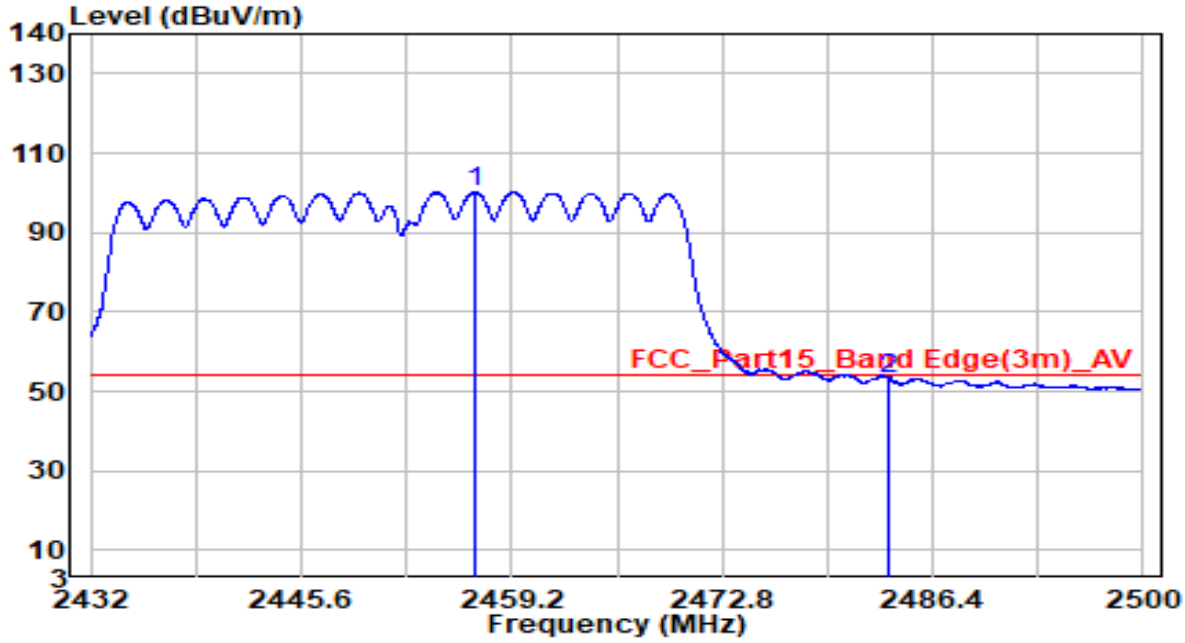

No		Frequency (MHz)	Reading (dBuV)	C.F (dB/m)	Measurement (dBuV/m)	Margin (dB)	Limit (dBuV/m)	Remark (QP/PK/AV)
1	*	2456.752	67.88	32.50	100.38	N/A	N/A	Average
2		2483.500	20.50	32.61	53.11	-0.89	54.00	Average

Note:
1. " *", means this data is the worst emission level.
2. C.F (Correction Factor) = Antenna Factor (dB/m) + Cable Loss (dB).
3. Measurement(dBuV/m) = Reading(dBuV) + C.F (Correction Factor).

EUT	AXE5400 Tri-Band Wi-Fi 6E Router	Date of Test	2021-09-27
Factor	BBHA 9120D (1GHz~18GHz)	Temp. / Humidity	23°C/57%
Polarity	Horizontal	Site / Test Engineer	AC1/Jay
Test Mode	Transmit at 2412MHz by 802.11ax-HE20	Test Voltage	AC 120V/60Hz

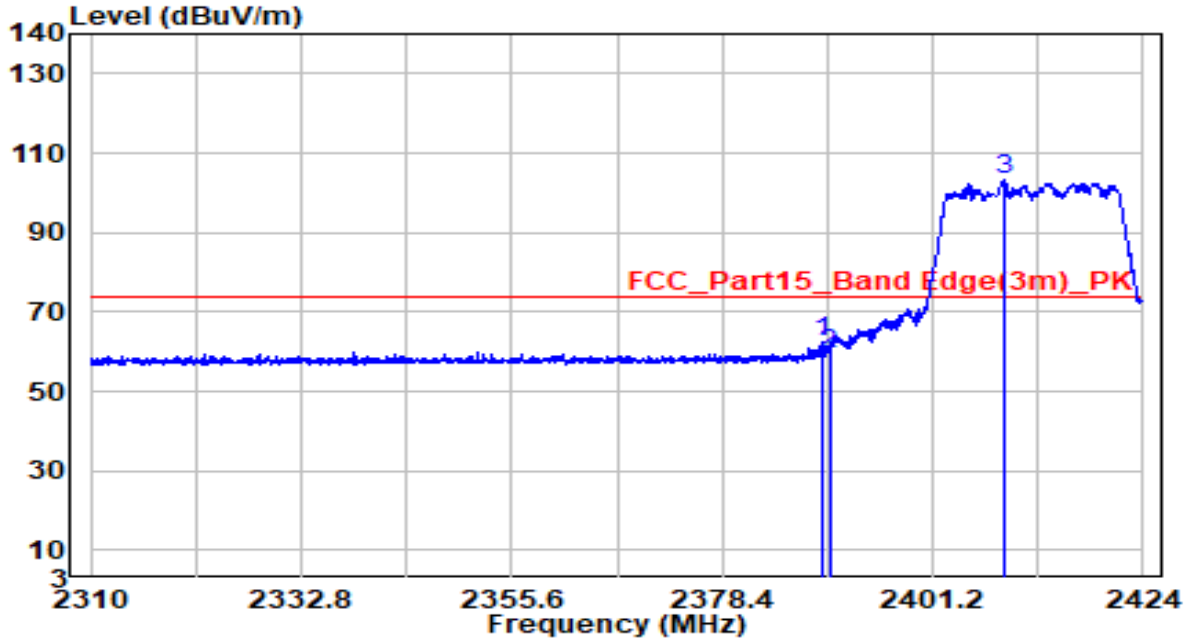

No		Frequency (MHz)	Reading (dBuV)	C.F (dB/m)	Measurement (dBuV/m)	Margin (dB)	Limit (dBuV/m)	Remark (QP/PK/AV)
1		2389.344	30.20	32.22	62.41	-11.59	74.00	Average
2		2390.000	27.20	32.22	59.41	-14.59	74.00	Average
3	*	2408.952	70.86	32.30	103.16	N/A	N/A	Average

Note:
1. " *", means this data is the worst emission level.
2. C.F (Correction Factor) = Antenna Factor (dB/m) + Cable Loss (dB).
3. Measurement(dBuV/m) = Reading(dBuV) + C.F (Correction Factor).

EUT	AXE5400 Tri-Band Wi-Fi 6E Router	Date of Test	2021-09-27
Factor	BBHA 9120D (1GHz~18GHz)	Temp. / Humidity	23°C/57%
Polarity	Horizontal	Site / Test Engineer	AC1/Jay
Test Mode	Transmit at 2412MHz by 802.11ax-HE20	Test Voltage	AC 120V/60Hz

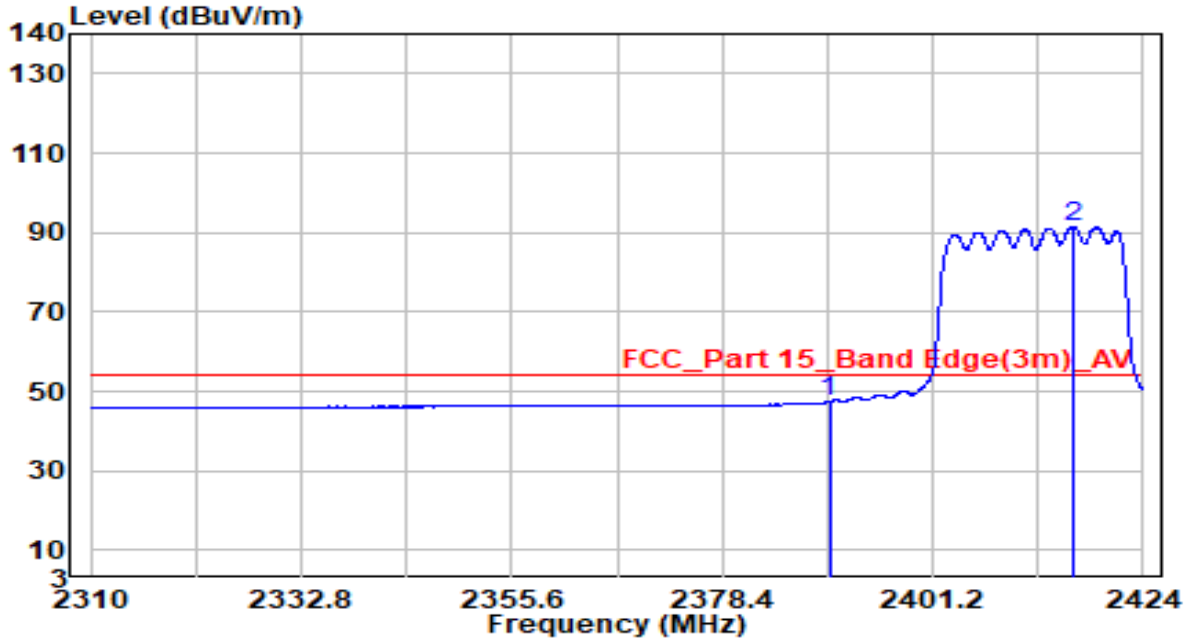

No		Frequency (MHz)	Reading (dBuV)	C.F (dB/m)	Measurement (dBuV/m)	Margin (dB)	Limit (dBuV/m)	Remark (QP/PK/AV)
1		2390.000	15.38	32.22	47.60	-6.40	54.00	Average
2	*	2416.419	59.10	32.33	91.43	N/A	N/A	Average

Note:
1. " *", means this data is the worst emission level.
2. C.F (Correction Factor) = Antenna Factor (dB/m) + Cable Loss (dB).
3. Measurement(dBuV/m) = Reading(dBuV) + C.F (Correction Factor).

EUT	AXE5400 Tri-Band Wi-Fi 6E Router	Date of Test	2021-09-27
Factor	BBHA 9120D (1GHz~18GHz)	Temp. / Humidity	23°C/57%
Polarity	Vertical	Site / Test Engineer	AC1/Jay
Test Mode	Transmit at 2412MHz by 802.11ax-HE20	Test Voltage	AC 120V/60Hz

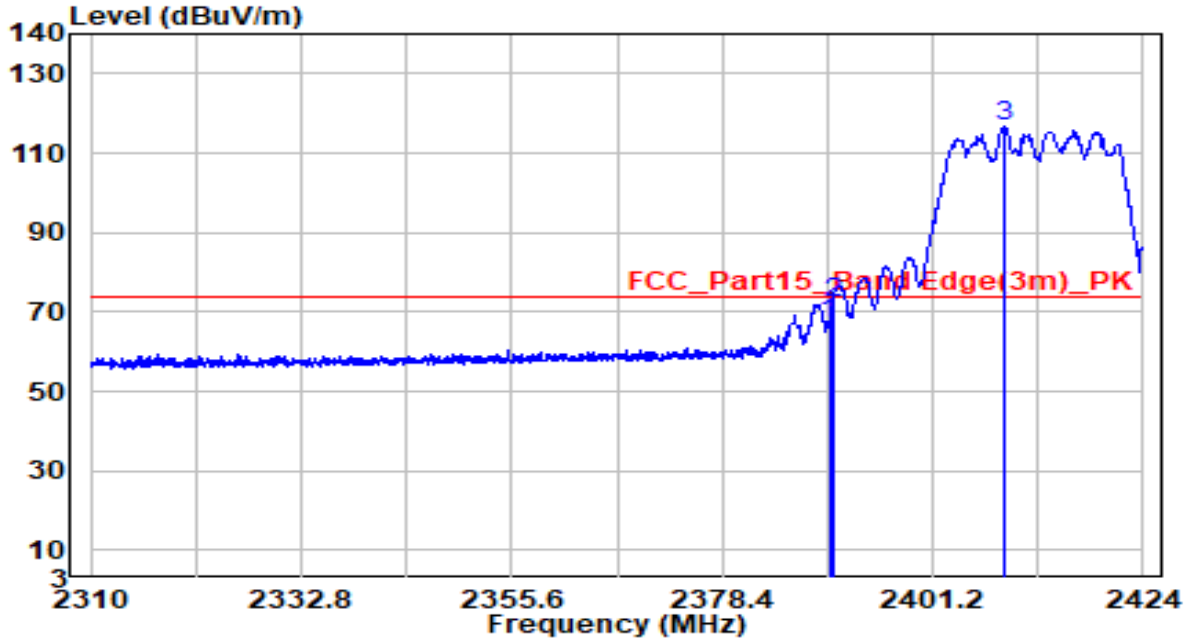

No		Frequency (MHz)	Reading (dBuV)	C.F (dB/m)	Measurement (dBuV/m)	Margin (dB)	Limit (dBuV/m)	Remark (QP/PK/AV)
1		2390.000	35.14	32.22	67.36	-6.64	74.00	Average
2		2390.313	39.95	32.22	72.17	-1.83	74.00	Average
3	*	2408.895	84.30	32.30	116.60	N/A	N/A	Average

Note:
1. " *", means this data is the worst emission level.
2. C.F (Correction Factor) = Antenna Factor (dB/m) + Cable Loss (dB).
3. Measurement(dBuV/m) = Reading(dBuV) + C.F (Correction Factor).

EUT	AXE5400 Tri-Band Wi-Fi 6E Router	Date of Test	2021-09-27
Factor	BBHA 9120D (1GHz~18GHz)	Temp. / Humidity	23°C/57%
Polarity	Vertical	Site / Test Engineer	AC1/Jay
Test Mode	Transmit at 2412MHz by 802.11ax-HE20	Test Voltage	AC 120V/60Hz

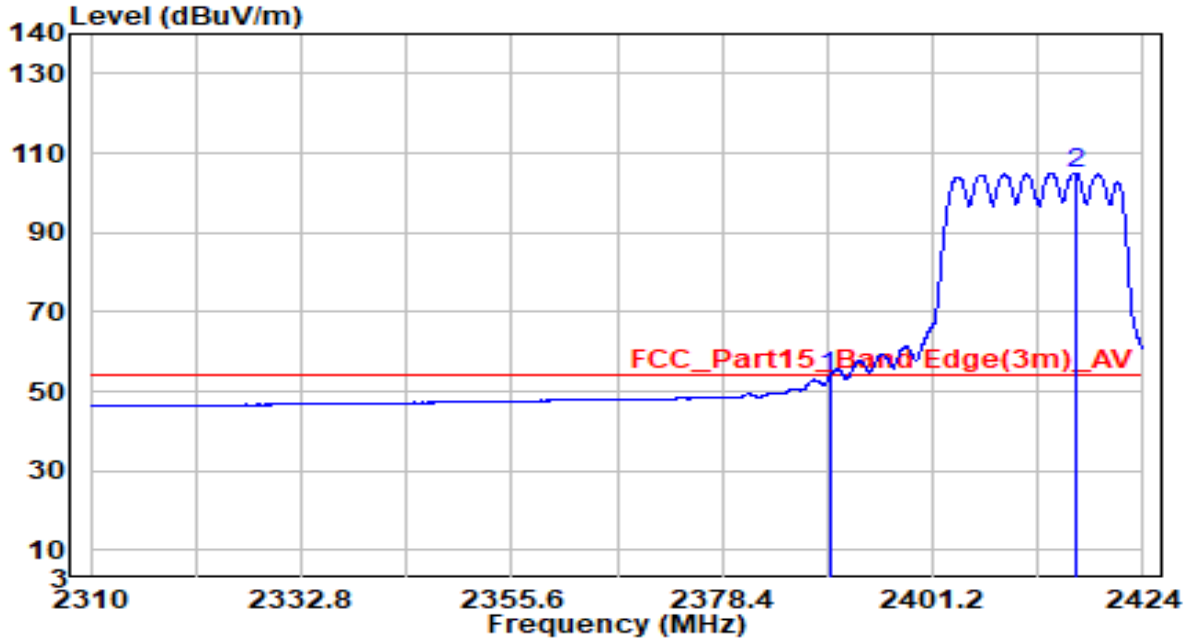

No		Frequency (MHz)	Reading (dBuV)	C.F (dB/m)	Measurement (dBuV/m)	Margin (dB)	Limit (dBuV/m)	Remark (QP/PK/AV)
1		2390.000	21.62	32.22	53.84	-0.16	54.00	Average
2	*	2416.590	72.65	32.33	104.98	N/A	N/A	Average

Note:
1. " *", means this data is the worst emission level.
2. C.F (Correction Factor) = Antenna Factor (dB/m) + Cable Loss (dB).
3. Measurement(dBuV/m) = Reading(dBuV) + C.F (Correction Factor).

EUT	AXE5400 Tri-Band Wi-Fi 6E Router	Date of Test	2021-11-04
Factor	BBHA 9120D (1GHz~18GHz)	Temp. / Humidity	25°C/53%
Polarity	Vertical	Site / Test Engineer	AC1/Jay
Test Mode	Transmit at 2417MHz by 802.11ax-HE20	Test Voltage	AC 120V/60Hz

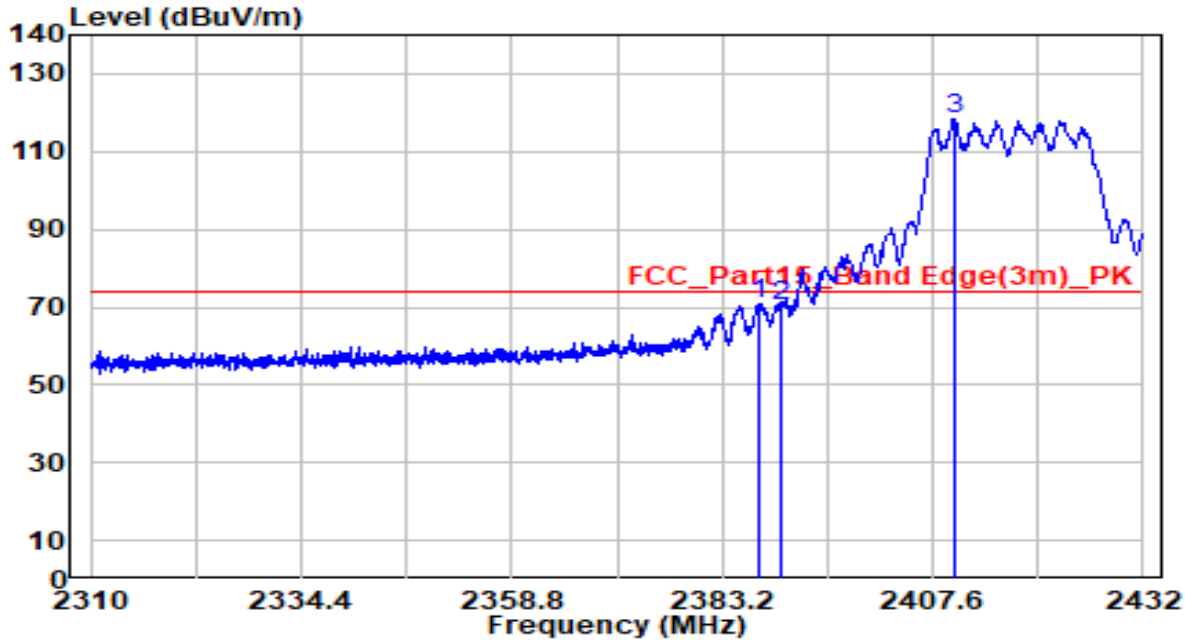

No		Frequency (MHz)	Reading (dBuV)	C.F (dB/m)	Measurement (dBuV/m)	Margin (dB)	Limit (dBuV/m)	Remark (QP/PK/AV)
1		2387.470	38.68	32.21	70.89	-3.11	74.00	Peak
2		2390.000	38.17	32.22	70.38	-3.62	74.00	Peak
3	*	2410.101	85.91	32.30	118.21	N/A	N/A	Peak

Note:

1. " *", means this data is the worst emission level.
2. C.F (Correction Factor) = Antenna Factor (dB/m) + Cable Loss (dB).
3. Measurement(dBuV/m) = Reading(dBuV) + C.F (Correction Factor).

EUT	AXE5400 Tri-Band Wi-Fi 6E Router	Date of Test	2021-11-04
Factor	BBHA 9120D (1GHz~18GHz)	Temp. / Humidity	25°C/53%
Polarity	Vertical	Site / Test Engineer	AC1/Jay
Test Mode	Transmit at 2417MHz by 802.11ax-HE20	Test Voltage	AC 120V/60Hz

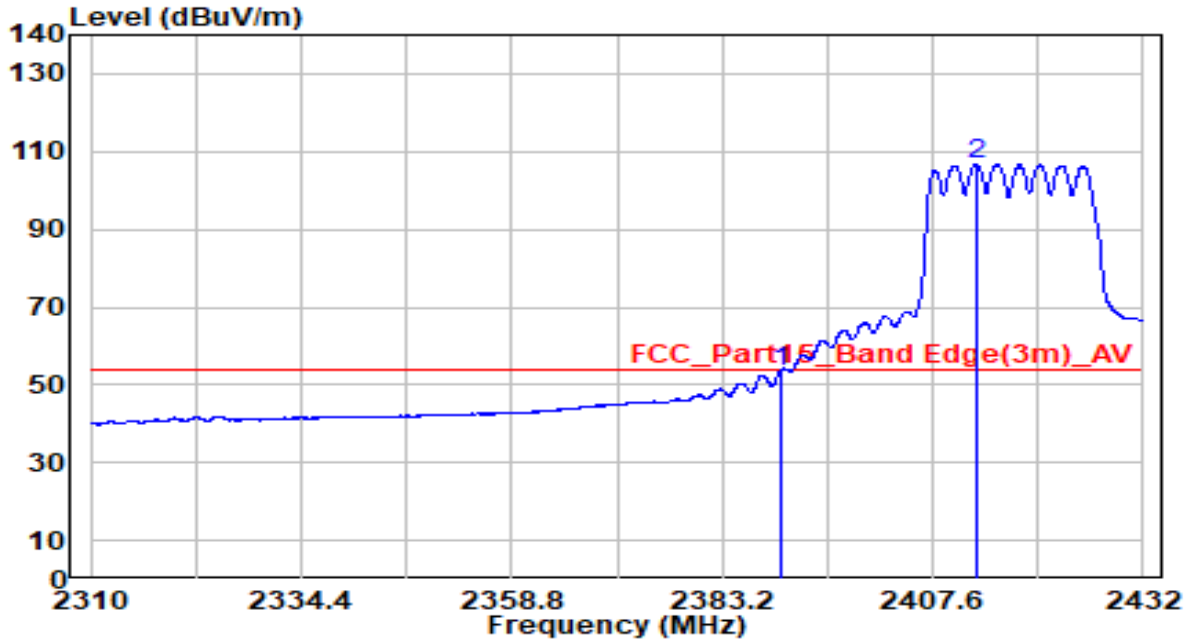

No		Frequency (MHz)	Reading (dBuV)	C.F (dB/m)	Measurement (dBuV/m)	Margin (dB)	Limit (dBuV/m)	Remark (QP/PK/AV)
1		2390.000	21.39	32.22	53.60	-0.40	54.00	Average
2	*	2412.602	74.49	32.31	106.81	N/A	N/A	Average

Note:

1. " *", means this data is the worst emission level.
2. C.F (Correction Factor) = Antenna Factor (dB/m) + Cable Loss (dB).
3. Measurement(dBuV/m) = Reading(dBuV) + C.F (Correction Factor).

EUT	AXE5400 Tri-Band Wi-Fi 6E Router	Date of Test	2021-09-27
Factor	BBHA 9120D (1GHz~18GHz)	Temp. / Humidity	23°C/57%
Polarity	Horizontal	Site / Test Engineer	AC1/Jay
Test Mode	Transmit at 2437MHz by 802.11ax-HE20	Test Voltage	AC 120V/60Hz

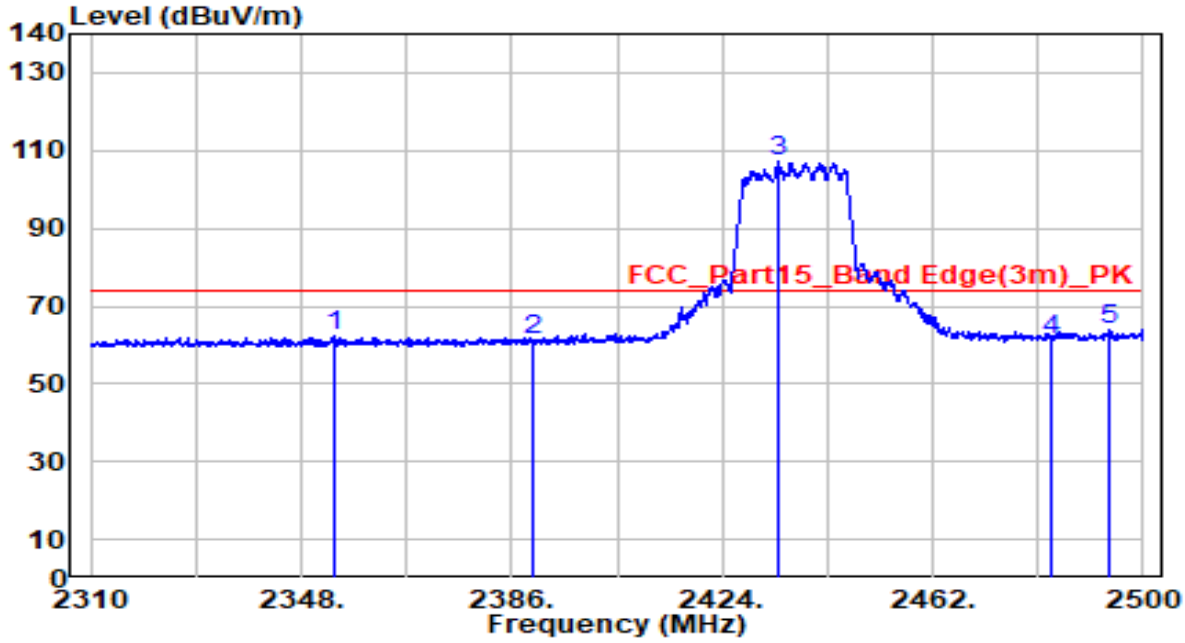

No		Frequency (MHz)	Reading (dBuV)	C.F (dB/m)	Measurement (dBuV/m)	Margin (dB)	Limit (dBuV/m)	Remark (QP/PK/AV)
1		2353.890	30.49	32.07	62.55	-11.45	74.00	Average
2		2390.000	29.24	32.22	61.46	-12.54	74.00	Average
3	*	2434.165	74.59	32.40	106.99	N/A	N/A	Average
4		2483.500	28.89	32.61	61.50	-12.50	74.00	Average
5		2493.730	31.45	32.65	64.10	-9.90	74.00	Average

Note:
1. " *", means this data is the worst emission level.
2. C.F (Correction Factor) = Antenna Factor (dB/m) + Cable Loss (dB).
3. Measurement(dBuV/m) = Reading(dBuV) + C.F (Correction Factor).

EUT	AXE5400 Tri-Band Wi-Fi 6E Router	Date of Test	2021-09-27
Factor	BBHA 9120D (1GHz~18GHz)	Temp. / Humidity	23°C/57%
Polarity	Horizontal	Site / Test Engineer	AC1/Jay
Test Mode	Transmit at 2437MHz by 802.11ax-HE20	Test Voltage	AC 120V/60Hz

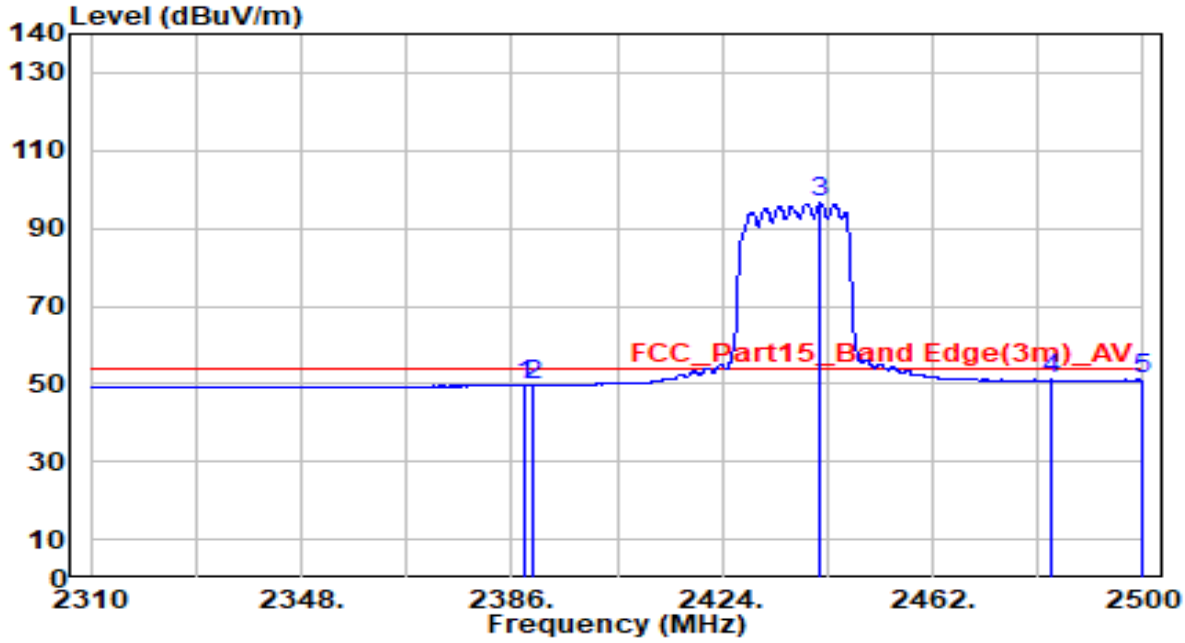

No		Frequency (MHz)	Reading (dBuV)	C.F (dB/m)	Measurement (dBuV/m)	Margin (dB)	Limit (dBuV/m)	Remark (QP/PK/AV)
1		2388.280	17.48	32.21	49.69	-4.31	54.00	Average
2		2390.000	17.43	32.22	49.65	-4.35	54.00	Average
3	*	2441.765	64.00	32.44	96.43	N/A	N/A	Average
4		2483.500	18.38	32.61	50.99	-3.01	54.00	Average
5		2499.715	18.33	32.68	51.00	-3.00	54.00	Average

Note:
1. " *", means this data is the worst emission level.
2. C.F (Correction Factor) = Antenna Factor (dB/m) + Cable Loss (dB).
3. Measurement(dBuV/m) = Reading(dBuV) + C.F (Correction Factor).

EUT	AXE5400 Tri-Band Wi-Fi 6E Router	Date of Test	2021-09-27
Factor	BBHA 9120D (1GHz~18GHz)	Temp. / Humidity	23°C/57%
Polarity	Vertical	Site / Test Engineer	AC1/Jay
Test Mode	Transmit at 2437MHz by 802.11ax-HE20	Test Voltage	AC 120V/60Hz

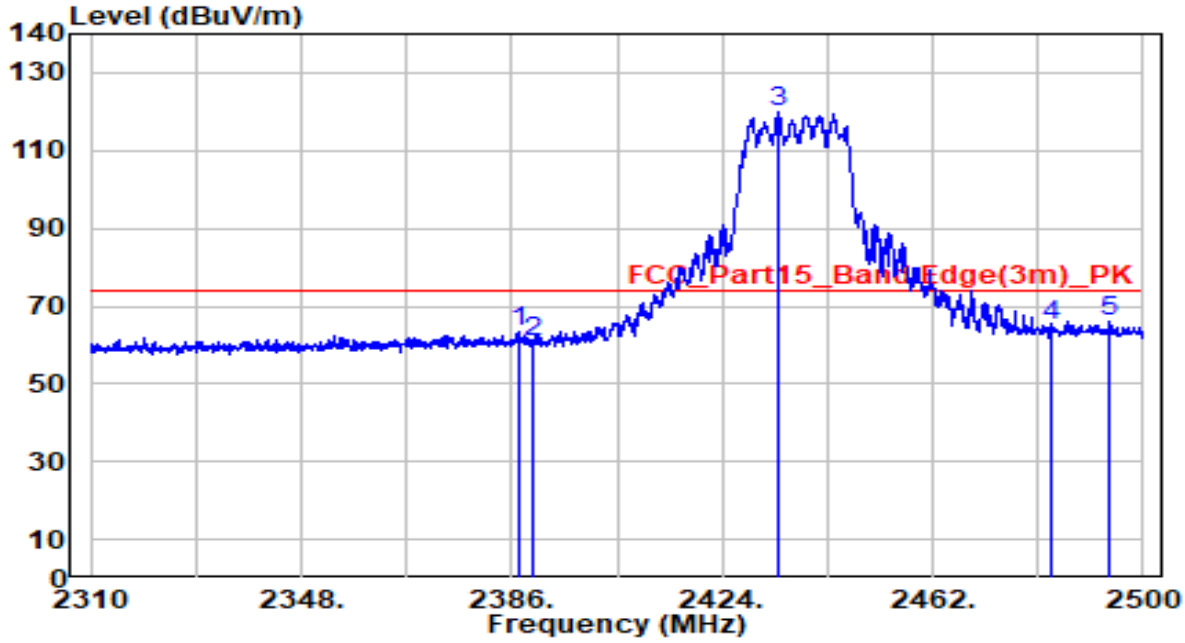

No		Frequency (MHz)	Reading (dBuV)	C.F (dB/m)	Measurement (dBuV/m)	Margin (dB)	Limit (dBuV/m)	Remark (QP/PK/AV)
1		2387.140	31.19	32.21	63.40	-10.60	74.00	Average
2		2390.000	28.78	32.22	61.00	-13.00	74.00	Average
3	*	2434.165	87.55	32.40	119.95	N/A	N/A	Average
4		2483.500	32.22	32.61	64.83	-9.17	74.00	Average
5		2493.920	33.46	32.65	66.12	-7.88	74.00	Average

Note:
1. " *", means this data is the worst emission level.
2. C.F (Correction Factor) = Antenna Factor (dB/m) + Cable Loss (dB).
3. Measurement(dBuV/m) = Reading(dBuV) + C.F (Correction Factor).

EUT	AXE5400 Tri-Band Wi-Fi 6E Router	Date of Test	2021-09-27
Factor	BBHA 9120D (1GHz~18GHz)	Temp. / Humidity	23°C/57%
Polarity	Vertical	Site / Test Engineer	AC1/Jay
Test Mode	Transmit at 2437MHz by 802.11ax-HE20	Test Voltage	AC 120V/60Hz

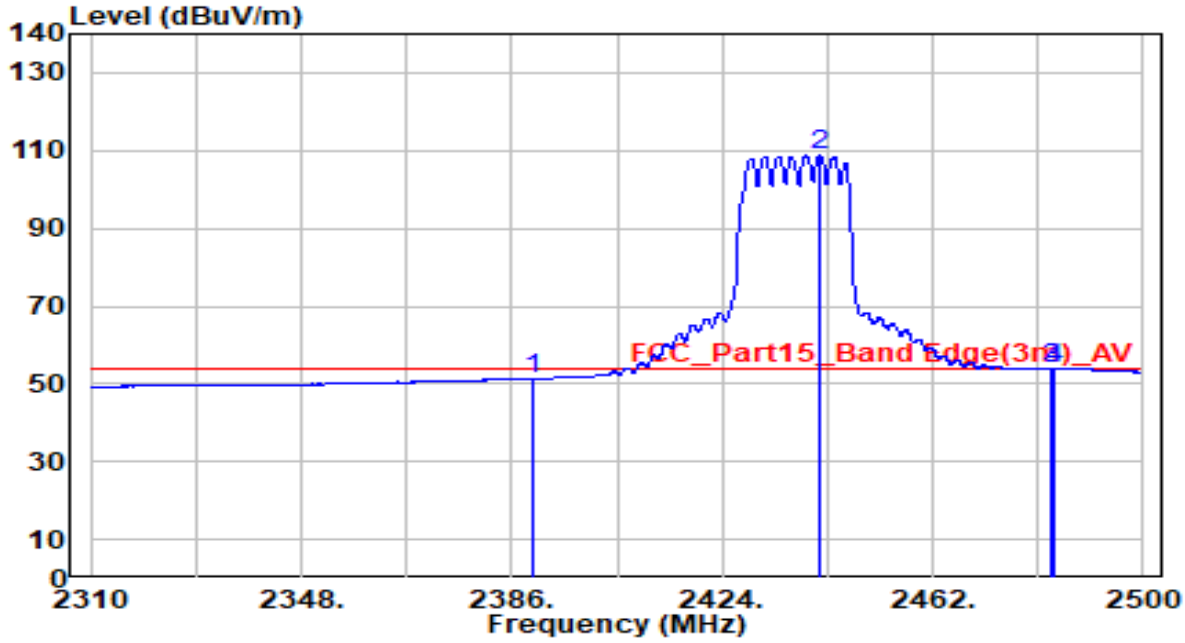

No		Frequency (MHz)	Reading (dBuV)	C.F (dB/m)	Measurement (dBuV/m)	Margin (dB)	Limit (dBuV/m)	Remark (QP/PK/AV)
1		2389.990	19.17	32.22	51.39	-2.61	54.00	Average
2	*	2441.670	76.29	32.44	108.73	N/A	N/A	Average
3		2483.500	21.22	32.61	53.83	-0.17	54.00	Average
4		2484.040	21.23	32.61	53.84	-0.16	54.00	Average

Note:
1. " *", means this data is the worst emission level.
2. C.F (Correction Factor) = Antenna Factor (dB/m) + Cable Loss (dB).
3. Measurement(dBuV/m) = Reading(dBuV) + C.F (Correction Factor).

EUT	AXE5400 Tri-Band Wi-Fi 6E Router	Date of Test	2021-11-05
Factor	BBHA 9120D (1GHz~18GHz)	Temp. / Humidity	25°C/53%
Polarity	Vertical	Site / Test Engineer	AC1/Jay
Test Mode	Transmit at 2452MHz by 802.11ax-HE20	Test Voltage	AC 120V/60Hz

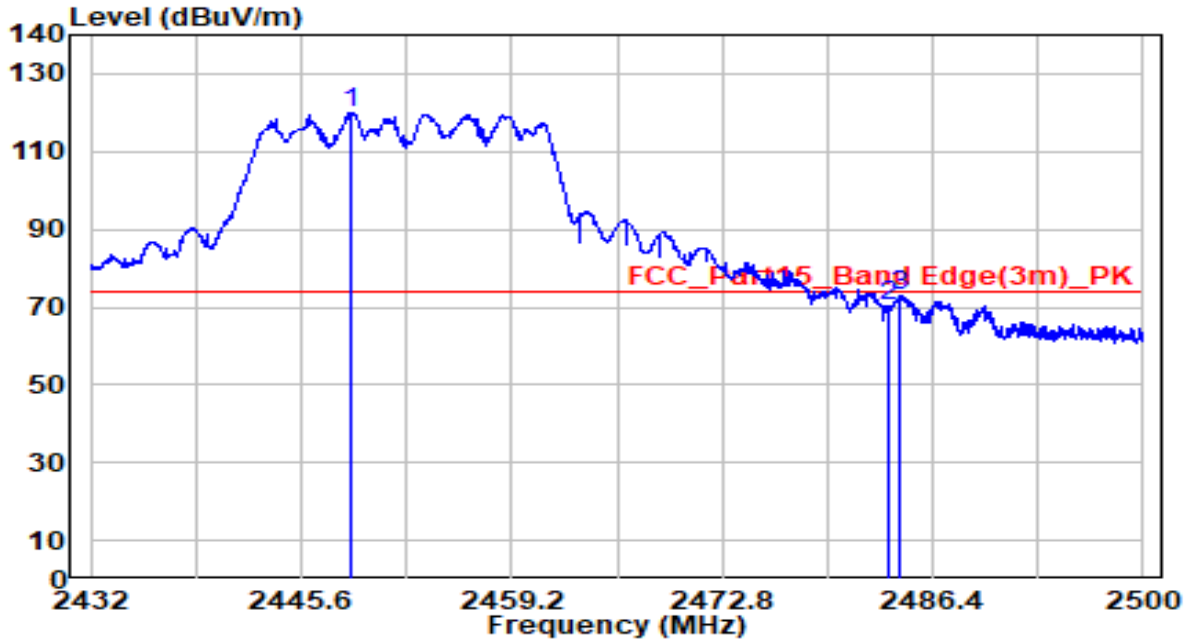

No		Frequency (MHz)	Reading (dBuV)	C.F (dB/m)	Measurement (dBuV/m)	Margin (dB)	Limit (dBuV/m)	Remark (QP/PK/AV)
1	*	2448.796	87.72	32.46	120.18	N/A	N/A	Peak
2		2483.500	37.46	32.61	70.07	-3.93	74.00	Peak
3		2484.326	40.48	32.61	73.09	-0.91	74.00	Peak

Note:

1. " *", means this data is the worst emission level.
2. C.F (Correction Factor) = Antenna Factor (dB/m) + Cable Loss (dB).
3. Measurement(dBuV/m) = Reading(dBuV) + C.F (Correction Factor).

EUT	AXE5400 Tri-Band Wi-Fi 6E Router	Date of Test	2021-11-05
Factor	BBHA 9120D (1GHz~18GHz)	Temp. / Humidity	25°C/53%
Polarity	Vertical	Site / Test Engineer	AC1/Jay
Test Mode	Transmit at 2452MHz by 802.11ax-HE20	Test Voltage	AC 120V/60Hz

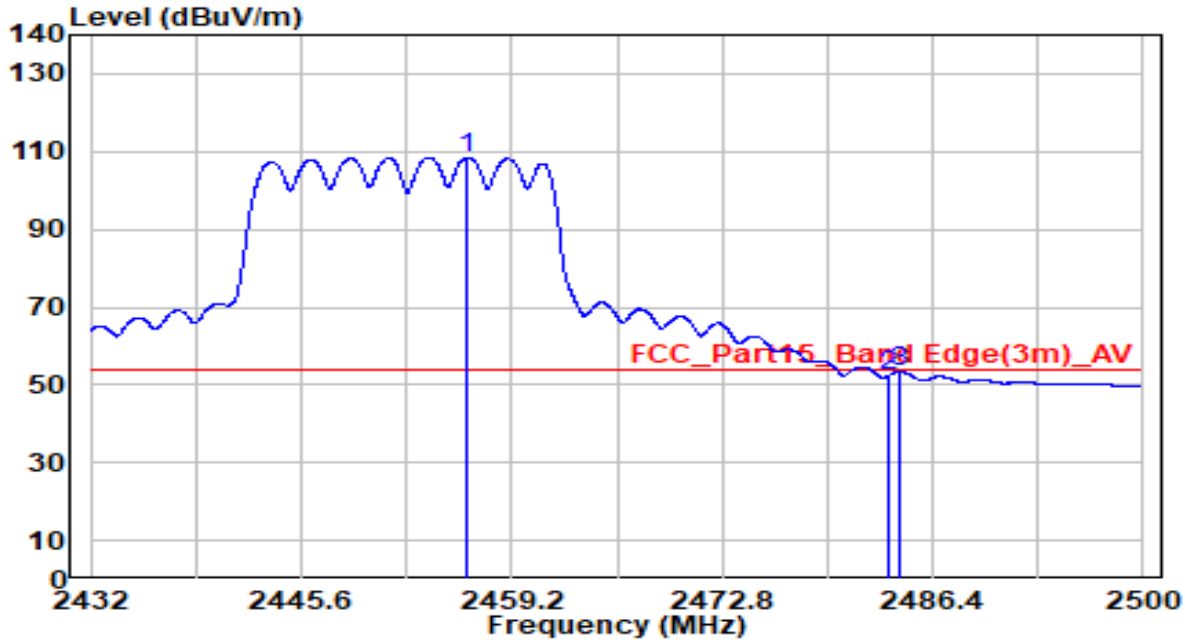

No		Frequency (MHz)	Reading (dBuV)	C.F (dB/m)	Measurement (dBuV/m)	Margin (dB)	Limit (dBuV/m)	Remark (QP/PK/AV)
1	*	2456.344	76.01	32.50	108.51	N/A	N/A	Average
2		2483.500	19.63	32.61	52.25	-1.75	54.00	Average
3		2484.224	20.92	32.61	53.54	-0.46	54.00	Average

Note:

1. " *", means this data is the worst emission level.
2. C.F (Correction Factor) = Antenna Factor (dB/m) + Cable Loss (dB).
3. Measurement(dBuV/m) = Reading(dBuV) + C.F (Correction Factor).

EUT	AXE5400 Tri-Band Wi-Fi 6E Router	Date of Test	2021-11-05
Factor	BBHA 9120D (1GHz~18GHz)	Temp. / Humidity	25°C/53%
Polarity	Vertical	Site / Test Engineer	AC1/Jay
Test Mode	Transmit at 2457MHz by 802.11ax-HE20	Test Voltage	AC 120V/60Hz

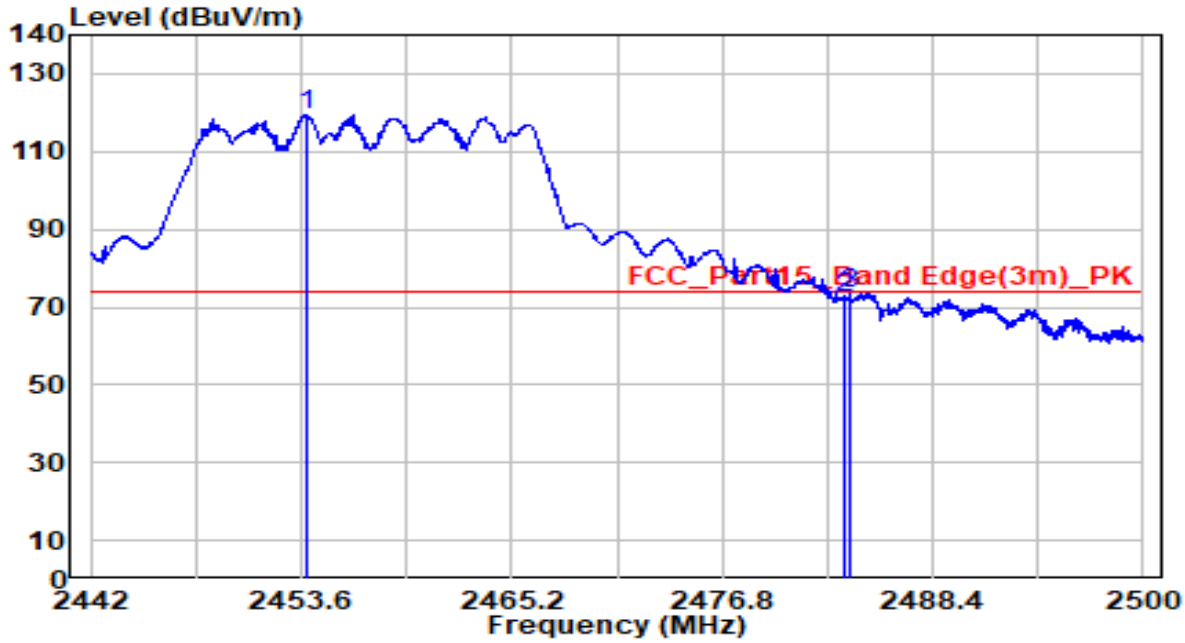

No		Frequency (MHz)	Reading (dBuV)	C.F (dB/m)	Measurement (dBuV/m)	Margin (dB)	Limit (dBuV/m)	Remark (QP/PK/AV)
1	*	2453.890	86.72	32.49	119.21	N/A	N/A	Peak
2		2483.500	39.60	32.61	72.21	-1.79	74.00	Peak
3		2483.789	40.90	32.61	73.51	-0.49	74.00	Peak

Note:

1. " *", means this data is the worst emission level.
2. C.F (Correction Factor) = Antenna Factor (dB/m) + Cable Loss (dB).
3. Measurement(dBuV/m) = Reading(dBuV) + C.F (Correction Factor).

EUT	AXE5400 Tri-Band Wi-Fi 6E Router	Date of Test	2021-11-05
Factor	BBHA 9120D (1GHz~18GHz)	Temp. / Humidity	25°C/53%
Polarity	Vertical	Site / Test Engineer	AC1/Jay
Test Mode	Transmit at 2457MHz by 802.11ax-HE20	Test Voltage	AC 120V/60Hz

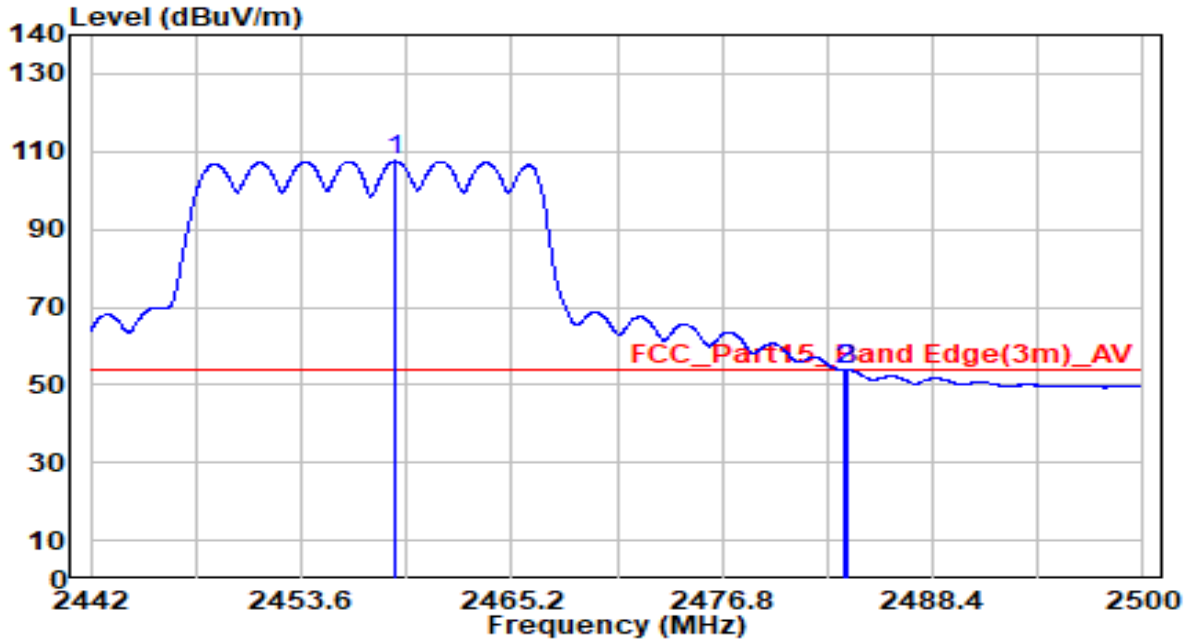

No		Frequency (MHz)	Reading (dBuV)	C.F (dB/m)	Measurement (dBuV/m)	Margin (dB)	Limit (dBuV/m)	Remark (QP/PK/AV)
1	*	2458.791	75.01	32.51	107.52	N/A	N/A	Average
2		2483.500	21.16	32.61	53.77	-0.23	54.00	Average
3		2483.673	21.19	32.61	53.80	-0.20	54.00	Average

Note:

1. " *", means this data is the worst emission level.
2. C.F (Correction Factor) = Antenna Factor (dB/m) + Cable Loss (dB).
3. Measurement(dBuV/m) = Reading(dBuV) + C.F (Correction Factor).

EUT	AXE5400 Tri-Band Wi-Fi 6E Router	Date of Test	2021-09-27
Factor	BBHA 9120D (1GHz~18GHz)	Temp. / Humidity	23°C/57%
Polarity	Horizontal	Site / Test Engineer	AC1/Jay
Test Mode	Transmit at 2462MHz by 802.11ax-HE20	Test Voltage	AC 120V/60Hz

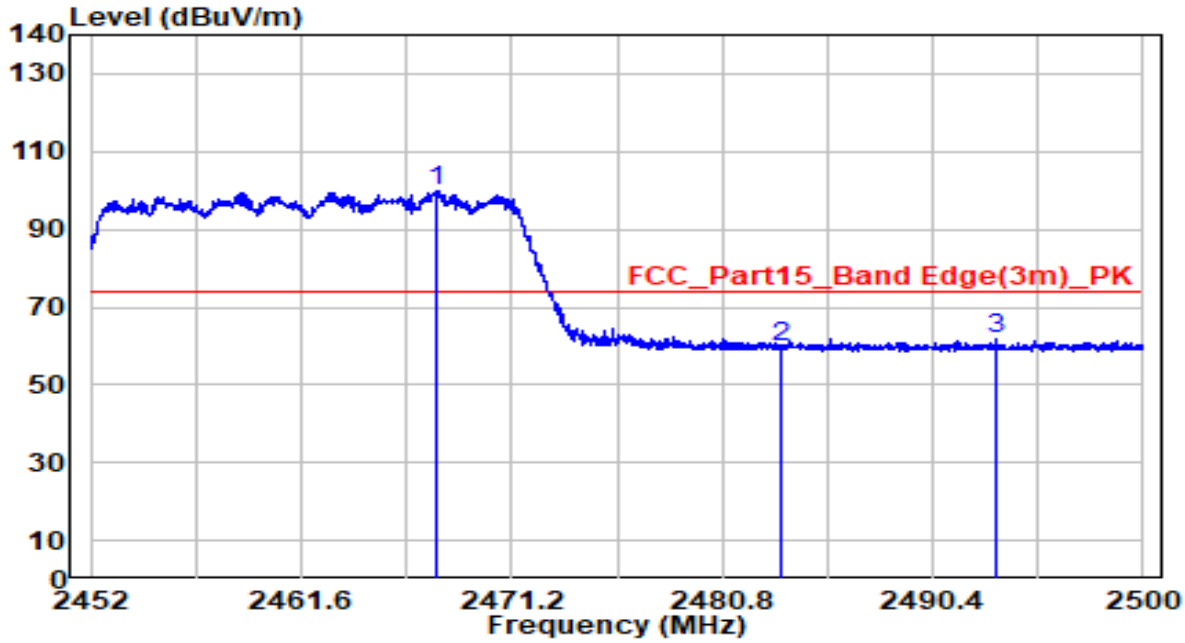

No		Frequency (MHz)	Reading (dBuV)	C.F (dB/m)	Measurement (dBuV/m)	Margin (dB)	Limit (dBuV/m)	Remark (QP/PK/AV)
1	*	2467.720	67.35	32.54	99.90	N/A	N/A	Peak
2		2483.500	27.21	32.61	59.82	-14.18	74.00	Peak
3		2493.256	29.26	32.65	61.91	-12.09	74.00	Peak

Note:
1. " *", means this data is the worst emission level.
2. C.F (Correction Factor) = Antenna Factor (dB/m) + Cable Loss (dB).
3. Measurement(dBuV/m) = Reading(dBuV) + C.F (Correction Factor).

EUT	AXE5400 Tri-Band Wi-Fi 6E Router	Date of Test	2021-09-27
Factor	BBHA 9120D (1GHz~18GHz)	Temp. / Humidity	23°C/57%
Polarity	Horizontal	Site / Test Engineer	AC1/Jay
Test Mode	Transmit at 2462MHz by 802.11ax-HE20	Test Voltage	AC 120V/60Hz

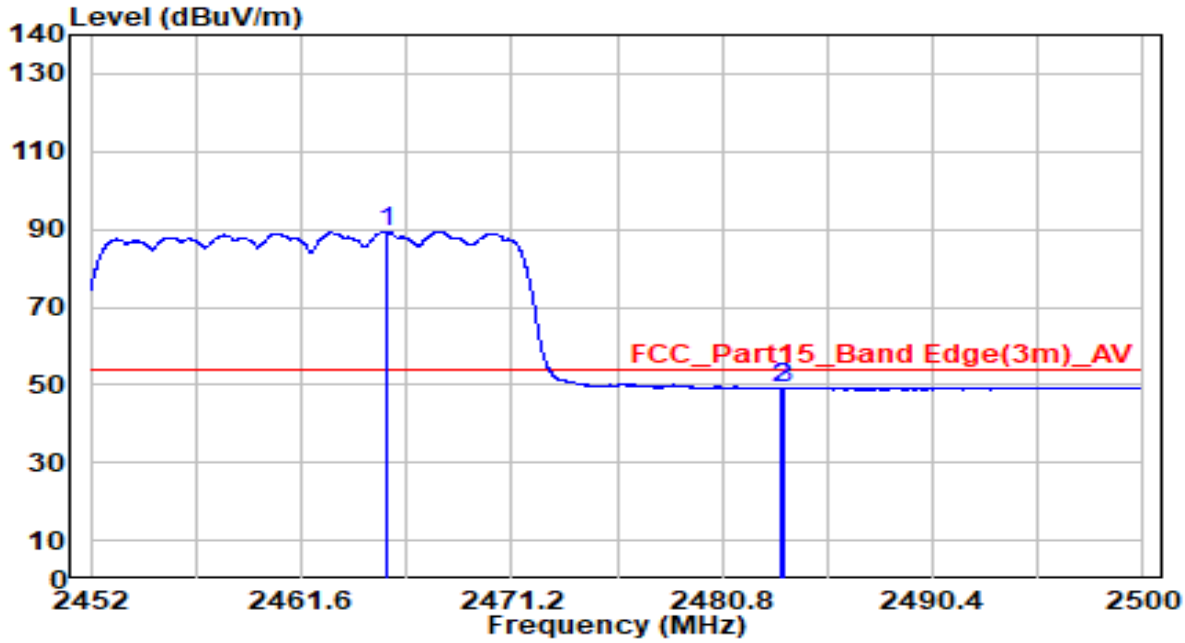

No		Frequency (MHz)	Reading (dBuV)	C.F (dB/m)	Measurement (dBuV/m)	Margin (dB)	Limit (dBuV/m)	Remark (QP/PK/AV)
1	*	2465.488	56.89	32.54	89.42	N/A	N/A	Average
2		2483.500	16.54	32.61	49.15	-4.85	54.00	Average
3		2483.608	16.64	32.61	49.25	-4.75	54.00	Average

Note:
1. " *", means this data is the worst emission level.
2. C.F (Correction Factor) = Antenna Factor (dB/m) + Cable Loss (dB).
3. Measurement(dBuV/m) = Reading(dBuV) + C.F (Correction Factor).

EUT	AXE5400 Tri-Band Wi-Fi 6E Router	Date of Test	2021-09-27
Factor	BBHA 9120D (1GHz~18GHz)	Temp. / Humidity	23°C/57%
Polarity	Vertical	Site / Test Engineer	AC1/Jay
Test Mode	Transmit at 2462MHz by 802.11ax-HE20	Test Voltage	AC 120V/60Hz

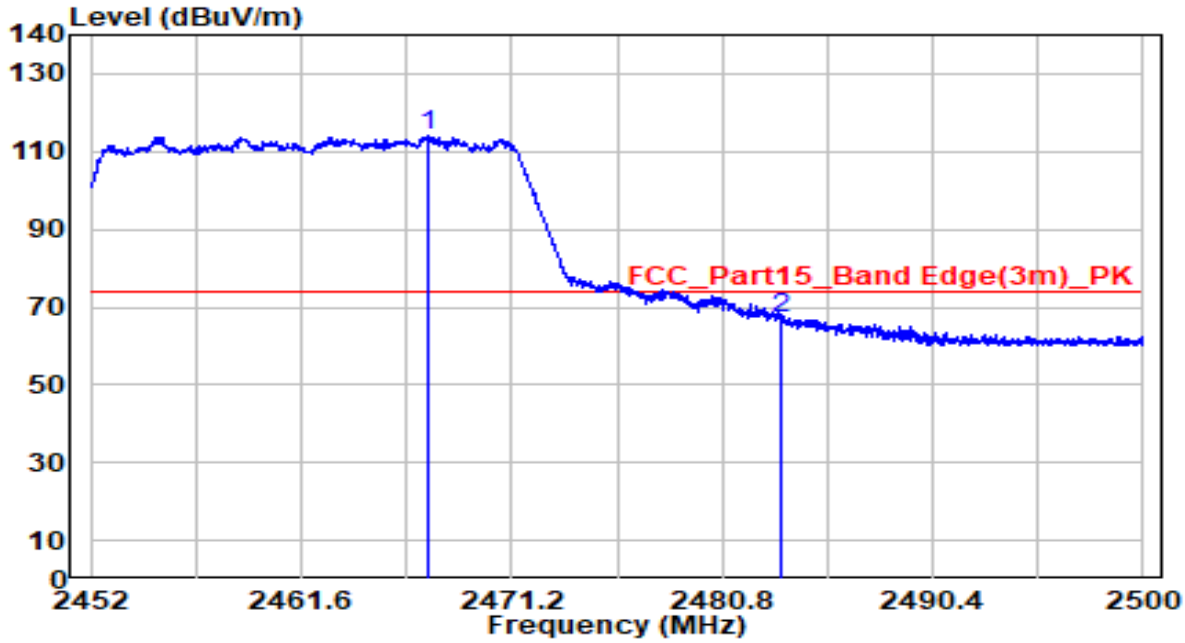

No		Frequency (MHz)	Reading (dBuV)	C.F (dB/m)	Measurement (dBuV/m)	Margin (dB)	Limit (dBuV/m)	Remark (QP/PK/AV)
1	*	2467.384	81.55	32.54	114.09	N/A	N/A	Peak
2		2483.500	34.40	32.61	67.01	-6.99	74.00	Peak

Note:
1. " *", means this data is the worst emission level.
2. C.F (Correction Factor) = Antenna Factor (dB/m) + Cable Loss (dB).
3. Measurement(dBuV/m) = Reading(dBuV) + C.F (Correction Factor).

EUT	AXE5400 Tri-Band Wi-Fi 6E Router	Date of Test	2021-09-27
Factor	BBHA 9120D (1GHz~18GHz)	Temp. / Humidity	23°C/57%
Polarity	Vertical	Site / Test Engineer	AC1/Jay
Test Mode	Transmit at 2462MHz by 802.11ax-HE20	Test Voltage	AC 120V/60Hz

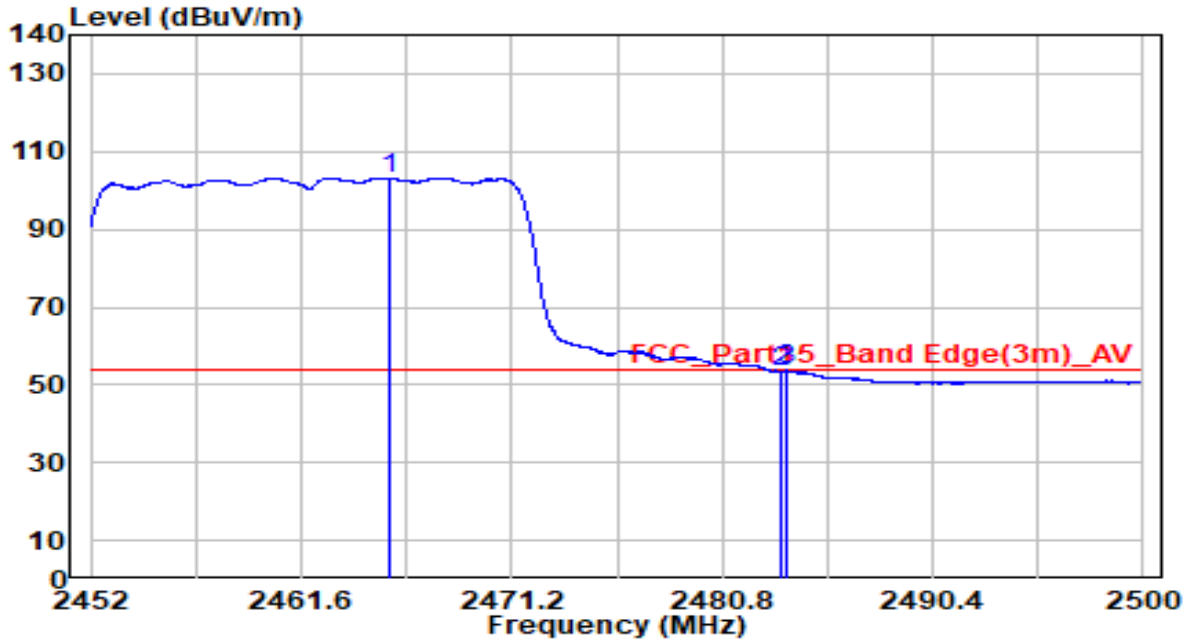

No		Frequency (MHz)	Reading (dBuV)	C.F (dB/m)	Measurement (dBuV/m)	Margin (dB)	Limit (dBuV/m)	Remark (QP/PK/AV)
1	*	2465.632	70.68	32.54	103.21	N/A	N/A	Average
2		2483.500	20.86	32.61	53.47	-0.53	54.00	Average
3		2483.680	21.02	32.61	53.63	-0.37	54.00	Average

Note:
1. " *", means this data is the worst emission level.
2. C.F (Correction Factor) = Antenna Factor (dB/m) + Cable Loss (dB).
3. Measurement(dBuV/m) = Reading(dBuV) + C.F (Correction Factor).

EUT	AXE5400 Tri-Band Wi-Fi 6E Router	Date of Test	2021-09-27
Factor	BBHA 9120D (1GHz~18GHz)	Temp. / Humidity	23°C/57%
Polarity	Horizontal	Site / Test Engineer	AC1/Jay
Test Mode	Transmit at 2422MHz by 802.11ax-HE40	Test Voltage	AC 120V/60Hz

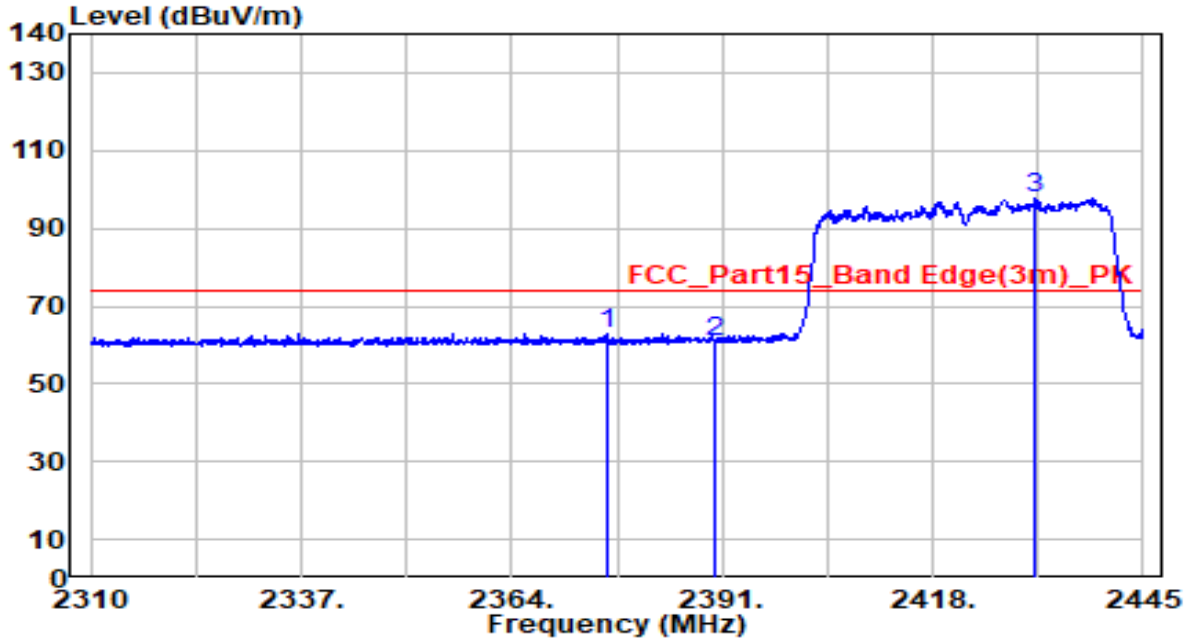

No		Frequency (MHz)	Reading (dBuV)	C.F (dB/m)	Measurement (dBuV/m)	Margin (dB)	Limit (dBuV/m)	Remark (QP/PK/AV)
1		2376.420	30.68	32.16	62.85	-11.15	74.00	Average
2		2390.000	28.78	32.22	61.00	-13.00	74.00	Average
3	*	2431.095	65.36	32.39	97.75	N/A	N/A	Average

Note:
1. " *", means this data is the worst emission level.
2. C.F (Correction Factor) = Antenna Factor (dB/m) + Cable Loss (dB).
3. Measurement(dBuV/m) = Reading(dBuV) + C.F (Correction Factor).

EUT	AXE5400 Tri-Band Wi-Fi 6E Router	Date of Test	2021-09-27
Factor	BBHA 9120D (1GHz~18GHz)	Temp. / Humidity	23°C/57%
Polarity	Horizontal	Site / Test Engineer	AC1/Jay
Test Mode	Transmit at 2422MHz by 802.11ax-HE40	Test Voltage	AC 120V/60Hz

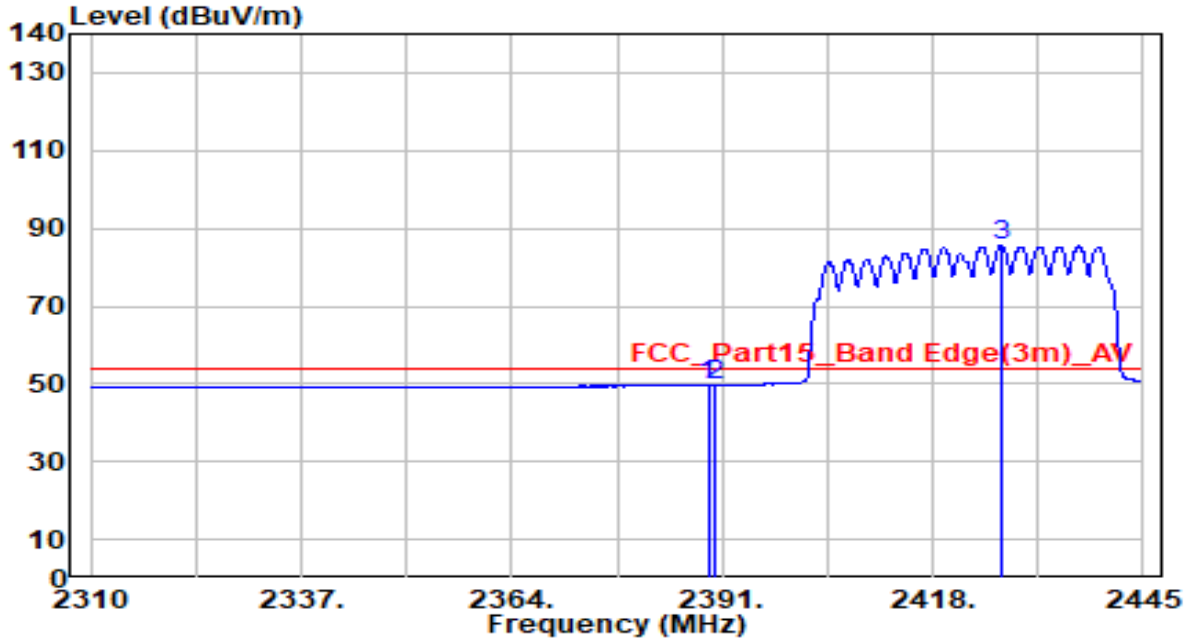

No		Frequency (MHz)	Reading (dBuV)	C.F (dB/m)	Measurement (dBuV/m)	Margin (dB)	Limit (dBuV/m)	Remark (QP/PK/AV)
1		2389.177	17.56	32.21	49.78	-4.22	54.00	Average
2		2390.000	17.45	32.22	49.67	-4.33	54.00	Average
3	*	2426.775	53.13	32.37	85.50	N/A	N/A	Average

Note:
1. " *", means this data is the worst emission level.
2. C.F (Correction Factor) = Antenna Factor (dB/m) + Cable Loss (dB).
3. Measurement(dBuV/m) = Reading(dBuV) + C.F (Correction Factor).

EUT	AXE5400 Tri-Band Wi-Fi 6E Router	Date of Test	2021-09-27
Factor	BBHA 9120D (1GHz~18GHz)	Temp. / Humidity	23°C/57%
Polarity	Vertical	Site / Test Engineer	AC1/Jay
Test Mode	Transmit at 2422MHz by 802.11ax-HE40	Test Voltage	AC 120V/60Hz

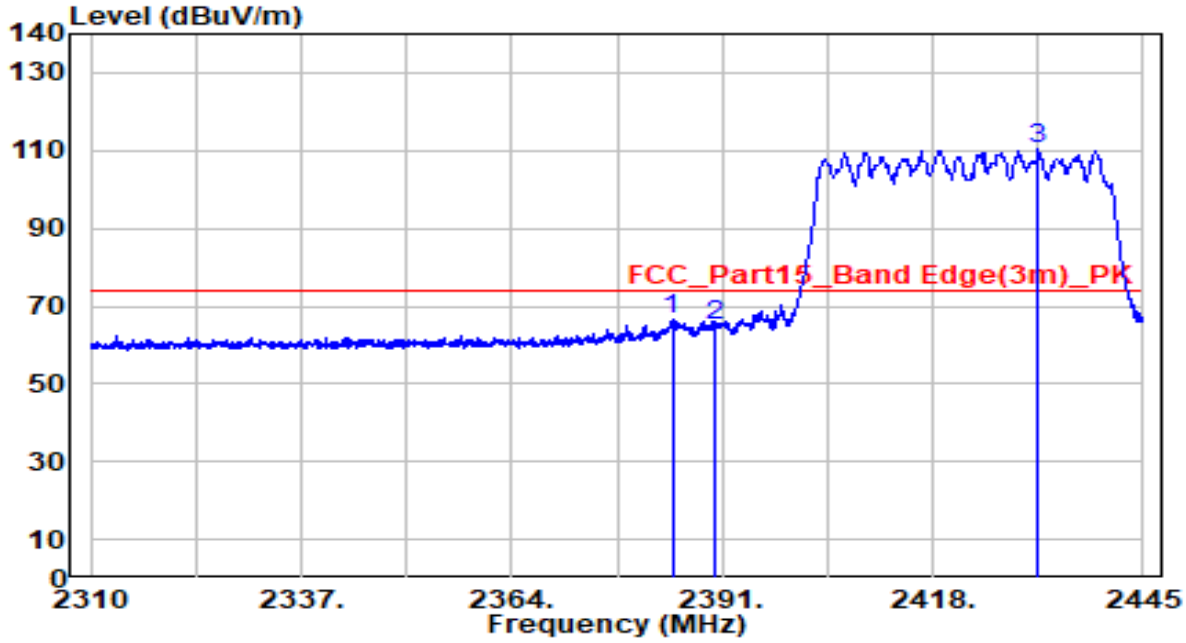

No		Frequency (MHz)	Reading (dBuV)	C.F (dB/m)	Measurement (dBuV/m)	Margin (dB)	Limit (dBuV/m)	Remark (QP/PK/AV)
1		2384.587	34.60	32.20	66.79	-7.21	74.00	Average
2		2390.000	32.61	32.22	64.83	-9.17	74.00	Average
3	*	2431.433	78.15	32.39	110.54	N/A	N/A	Average

Note:
1. " *", means this data is the worst emission level.
2. C.F (Correction Factor) = Antenna Factor (dB/m) + Cable Loss (dB).
3. Measurement(dBuV/m) = Reading(dBuV) + C.F (Correction Factor).

EUT	AXE5400 Tri-Band Wi-Fi 6E Router	Date of Test	2021-09-27
Factor	BBHA 9120D & BBHA 9170_2021	Temp. / Humidity	23°C/57%
Polarity	Vertical	Site / Test Engineer	AC1/Jay
Test Mode	Transmit at 2422MHz by 802.11ax-HE40	Test Voltage	AC 120V/60Hz

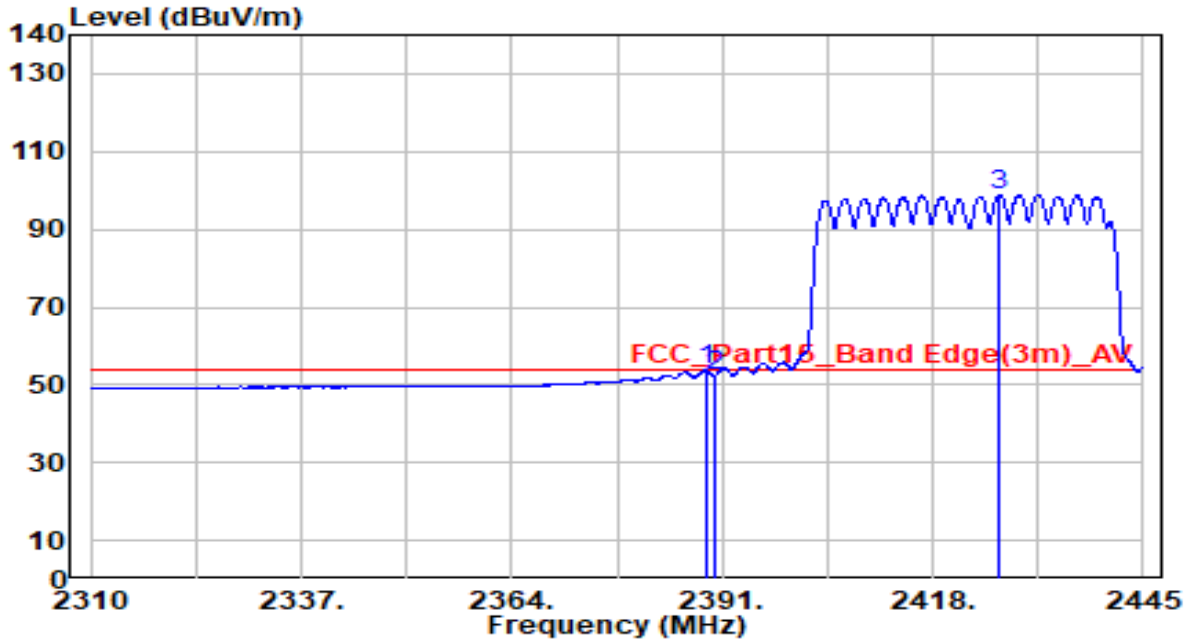

No		Frequency (MHz)	Reading (dBuV)	C.F (dB/m)	Measurement (dBuV/m)	Margin (dB)	Limit (dBuV/m)	Remark (QP/PK/AV)
1		2388.840	55.77	-2.04	53.73	-0.27	54.00	Average
2		2390.000	54.36	-2.04	52.32	-1.68	54.00	Average
3	*	2426.640	100.80	-1.90	98.90	N/A	N/A	Average

Note:
1. " *", means this data is the worst emission level.
2. C.F (Correction Factor) = Antenna Factor (dB/m) + Cable Loss (dB).
3. Measurement(dBuV/m) = Reading(dBuV) + C.F (Correction Factor).

EUT	AXE5400 Tri-Band Wi-Fi 6E Router	Date of Test	2021-09-27
Factor	BBHA 9120D (1GHz~18GHz)	Temp. / Humidity	23°C/57%
Polarity	Horizontal	Site / Test Engineer	AC1/Jay
Test Mode	Transmit at 2437MHz by 802.11ax-HE40	Test Voltage	AC 120V/60Hz

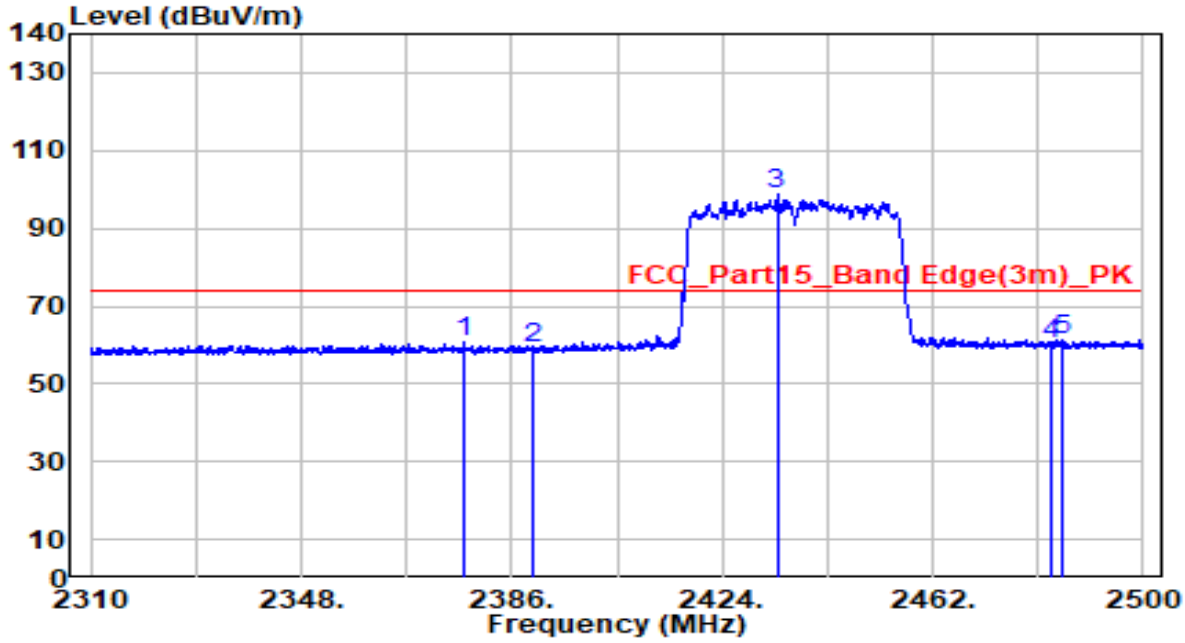

No		Frequency (MHz)	Reading (dBuV)	C.F (dB/m)	Measurement (dBuV/m)	Margin (dB)	Limit (dBuV/m)	Remark (QP/PK/AV)
1		2377.260	28.67	32.16	60.83	-13.17	74.00	Peak
2		2390.000	26.70	32.22	58.91	-15.09	74.00	Peak
3	*	2433.880	66.46	32.40	98.86	N/A	N/A	Peak
4		2483.500	27.84	32.61	60.45	-13.55	74.00	Peak
5		2485.180	28.54	32.62	61.16	-12.84	74.00	Peak

Note:
1. " *", means this data is the worst emission level.
2. C.F (Correction Factor) = Antenna Factor (dB/m) + Cable Loss (dB).
3. Measurement(dBuV/m) = Reading(dBuV) + C.F (Correction Factor).

EUT	AXE5400 Tri-Band Wi-Fi 6E Router	Date of Test	2021-09-27
Factor	BBHA 9120D (1GHz~18GHz)	Temp. / Humidity	23°C/57%
Polarity	Horizontal	Site / Test Engineer	AC1/Jay
Test Mode	Transmit at 2437MHz by 802.11ax-HE40	Test Voltage	AC 120V/60Hz

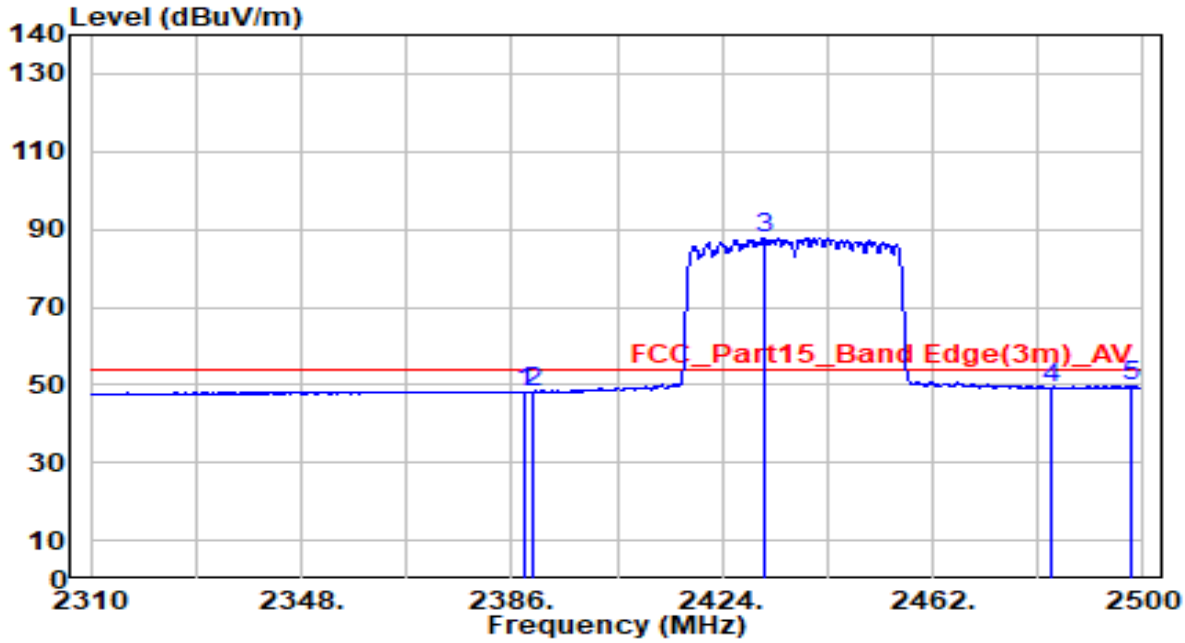

No		Frequency (MHz)	Reading (dBuV)	C.F (dB/m)	Measurement (dBuV/m)	Margin (dB)	Limit (dBuV/m)	Remark (QP/PK/AV)
1		2388.185	16.11	32.21	48.33	-5.67	54.00	Average
2		2390.000	15.87	32.22	48.08	-5.92	54.00	Average
3	*	2431.410	55.43	32.39	87.82	N/A	N/A	Average
4		2483.500	16.61	32.61	49.22	-4.78	54.00	Average
5		2497.625	17.01	32.67	49.68	-4.32	54.00	Average

Note:
1. " *", means this data is the worst emission level.
2. C.F (Correction Factor) = Antenna Factor (dB/m) + Cable Loss (dB).
3. Measurement(dBuV/m) = Reading(dBuV) + C.F (Correction Factor).

EUT	AXE5400 Tri-Band Wi-Fi 6E Router	Date of Test	2021-09-27
Factor	BBHA 9120D (1GHz~18GHz)	Temp. / Humidity	23°C/57%
Polarity	Vertical	Site / Test Engineer	AC1/Jay
Test Mode	Transmit at 2437MHz by 802.11ax-HE40	Test Voltage	AC 120V/60Hz

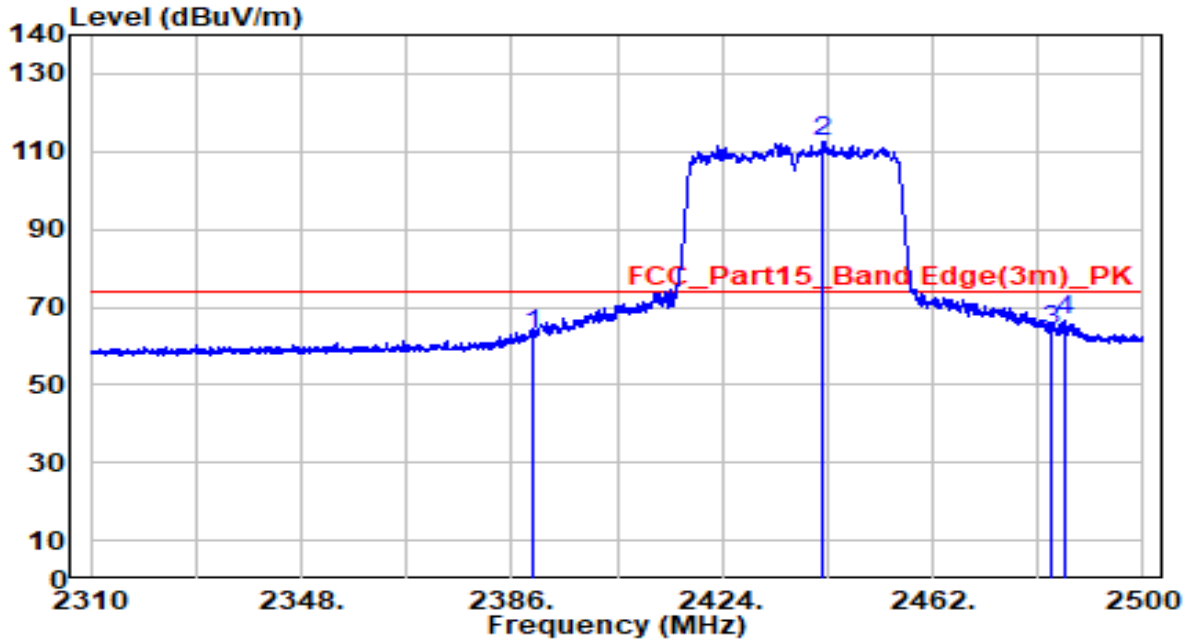

No		Frequency (MHz)	Reading (dBuV)	C.F (dB/m)	Measurement (dBuV/m)	Margin (dB)	Limit (dBuV/m)	Remark (QP/PK/AV)
1		2390.000	30.63	32.22	62.85	-11.15	74.00	Peak
2	*	2442.240	80.04	32.44	112.47	N/A	N/A	Peak
3		2483.500	31.15	32.61	63.76	-10.24	74.00	Peak
4		2485.750	33.91	32.62	66.53	-7.47	74.00	Peak

Note:
1. " *", means this data is the worst emission level.
2. C.F (Correction Factor) = Antenna Factor (dB/m) + Cable Loss (dB).
3. Measurement(dBuV/m) = Reading(dBuV) + C.F (Correction Factor).

EUT	AXE5400 Tri-Band Wi-Fi 6E Router	Date of Test	2021-09-27
Factor	BBHA 9120D (1GHz~18GHz)	Temp. / Humidity	23°C/57%
Polarity	Vertical	Site / Test Engineer	AC1/Jay
Test Mode	Transmit at 2437MHz by 802.11ax-HE40	Test Voltage	AC 120V/60Hz

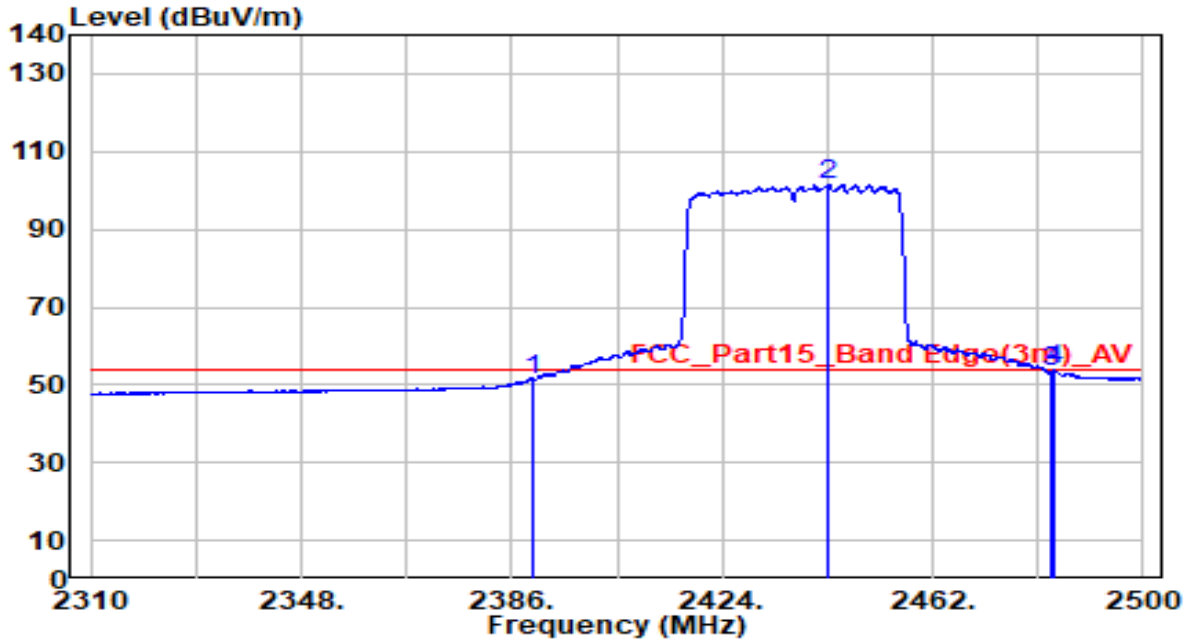

No		Frequency (MHz)	Reading (dBuV)	C.F (dB/m)	Measurement (dBuV/m)	Margin (dB)	Limit (dBuV/m)	Remark (QP/PK/AV)
1		2390.000	19.07	32.22	51.29	-2.71	54.00	Average
2	*	2443.095	69.03	32.44	101.47	N/A	N/A	Average
3		2483.500	20.86	32.61	53.47	-0.53	54.00	Average
4		2483.850	21.06	32.61	53.68	-0.32	54.00	Average

Note:
1. " *", means this data is the worst emission level.
2. C.F (Correction Factor) = Antenna Factor (dB/m) + Cable Loss (dB).
3. Measurement(dBuV/m) = Reading(dBuV) + C.F (Correction Factor).

EUT	AXE5400 Tri-Band Wi-Fi 6E Router	Date of Test	2021-11-05
Factor	BBHA 9120D (1GHz~18GHz)	Temp. / Humidity	25°C/53%
Polarity	Vertical	Site / Test Engineer	AC1/Jay
Test Mode	Transmit at 2447MHz by 802.11ax-HE40	Test Voltage	AC 120V/60Hz

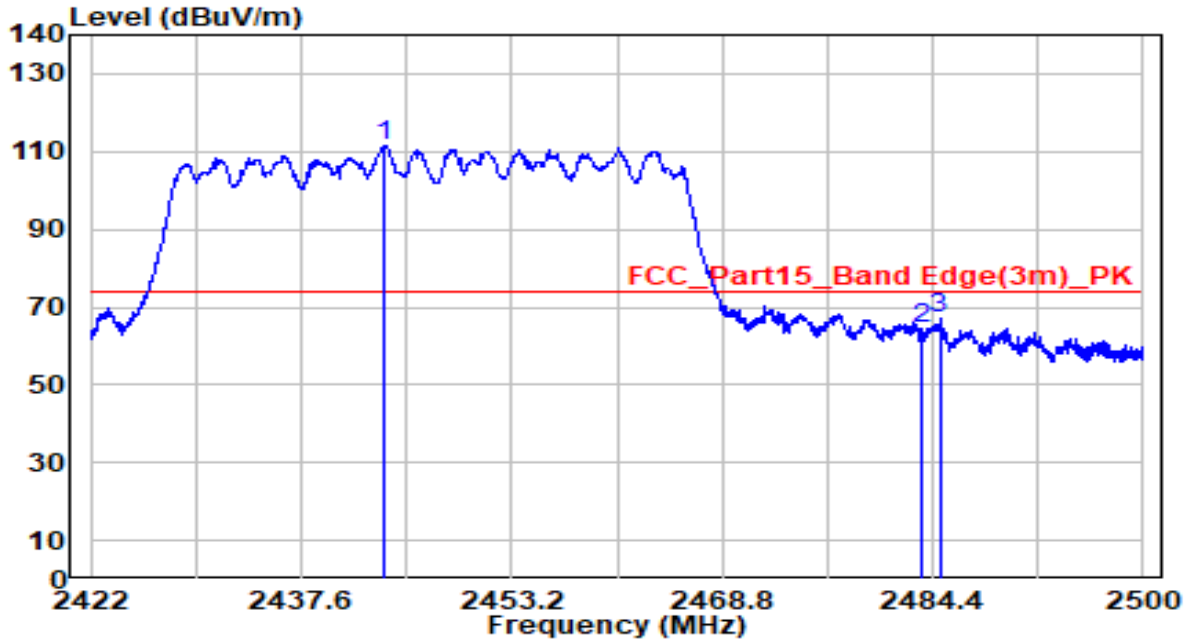

No		Frequency (MHz)	Reading (dBuV)	C.F (dB/m)	Measurement (dBuV/m)	Margin (dB)	Limit (dBuV/m)	Remark (QP/PK/AV)
1	*	2443.801	79.04	32.44	111.48	N/A	N/A	Peak
2		2483.500	31.66	32.61	64.27	-9.73	74.00	Peak
3		2484.907	34.25	32.62	66.86	-7.14	74.00	Peak

Note:

1. " *", means this data is the worst emission level.
2. C.F (Correction Factor) = Antenna Factor (dB/m) + Cable Loss (dB).
3. Measurement(dBuV/m) = Reading(dBuV) + C.F (Correction Factor).

EUT	AXE5400 Tri-Band Wi-Fi 6E Router	Date of Test	2021-11-05
Factor	BBHA 9120D (1GHz~18GHz)	Temp. / Humidity	25°C/53%
Polarity	Vertical	Site / Test Engineer	AC1/Jay
Test Mode	Transmit at 2447MHz by 802.11ax-HE40	Test Voltage	AC 120V/60Hz

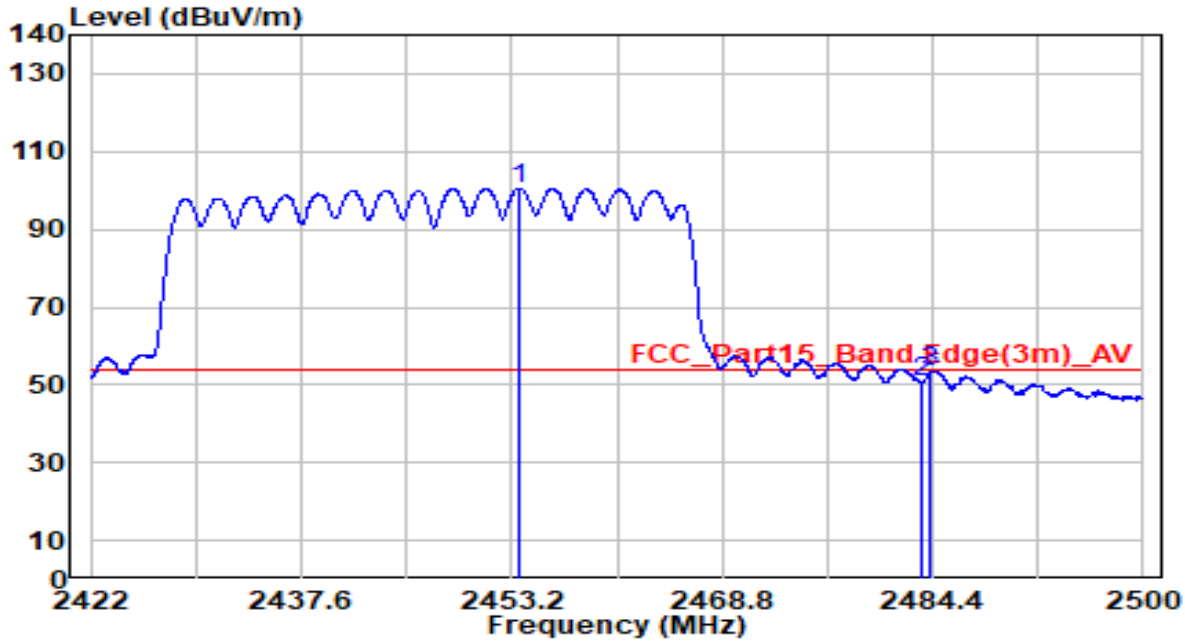

No		Frequency (MHz)	Reading (dBuV)	C.F (dB/m)	Measurement (dBuV/m)	Margin (dB)	Limit (dBuV/m)	Remark (QP/PK/AV)
1	*	2453.668	68.09	32.49	100.57	N/A	N/A	Average
2		2483.500	18.16	32.61	50.77	-3.23	54.00	Average
3		2484.166	20.91	32.61	53.52	-0.48	54.00	Average

Note:

1. " *", means this data is the worst emission level.
2. C.F (Correction Factor) = Antenna Factor (dB/m) + Cable Loss (dB).
3. Measurement(dBuV/m) = Reading(dBuV) + C.F (Correction Factor).

EUT	AXE5400 Tri-Band Wi-Fi 6E Router	Date of Test	2021-09-27
Factor	BBHA 9120D (1GHz~18GHz)	Temp. / Humidity	23°C/57%
Polarity	Horizontal	Site / Test Engineer	AC1/Jay
Test Mode	Transmit at 2452MHz by 802.11ax-HE40	Test Voltage	AC 120V/60Hz

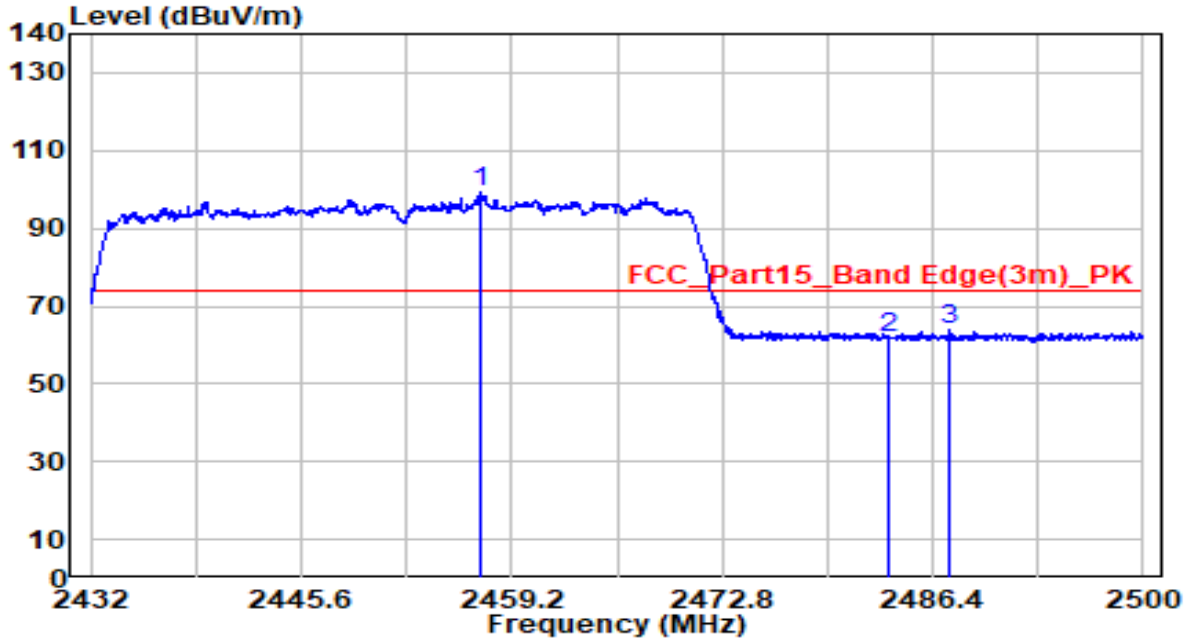

No		Frequency (MHz)	Reading (dBuV)	C.F (dB/m)	Measurement (dBuV/m)	Margin (dB)	Limit (dBuV/m)	Remark (QP/PK/AV)
1	*	2457.262	66.65	32.50	99.15	N/A	N/A	Average
2		2483.500	29.02	32.61	61.63	-12.37	74.00	Average
3		2487.488	31.07	32.63	63.70	-10.30	74.00	Average

Note:
1. " *", means this data is the worst emission level.
2. C.F (Correction Factor) = Antenna Factor (dB/m) + Cable Loss (dB).
3. Measurement(dBuV/m) = Reading(dBuV) + C.F (Correction Factor).

EUT	AXE5400 Tri-Band Wi-Fi 6E Router	Date of Test	2021-09-27
Factor	BBHA 9120D (1GHz~18GHz)	Temp. / Humidity	23°C/57%
Polarity	Horizontal	Site / Test Engineer	AC1/Jay
Test Mode	Transmit at 2452MHz by 802.11ax-HE40	Test Voltage	AC 120V/60Hz

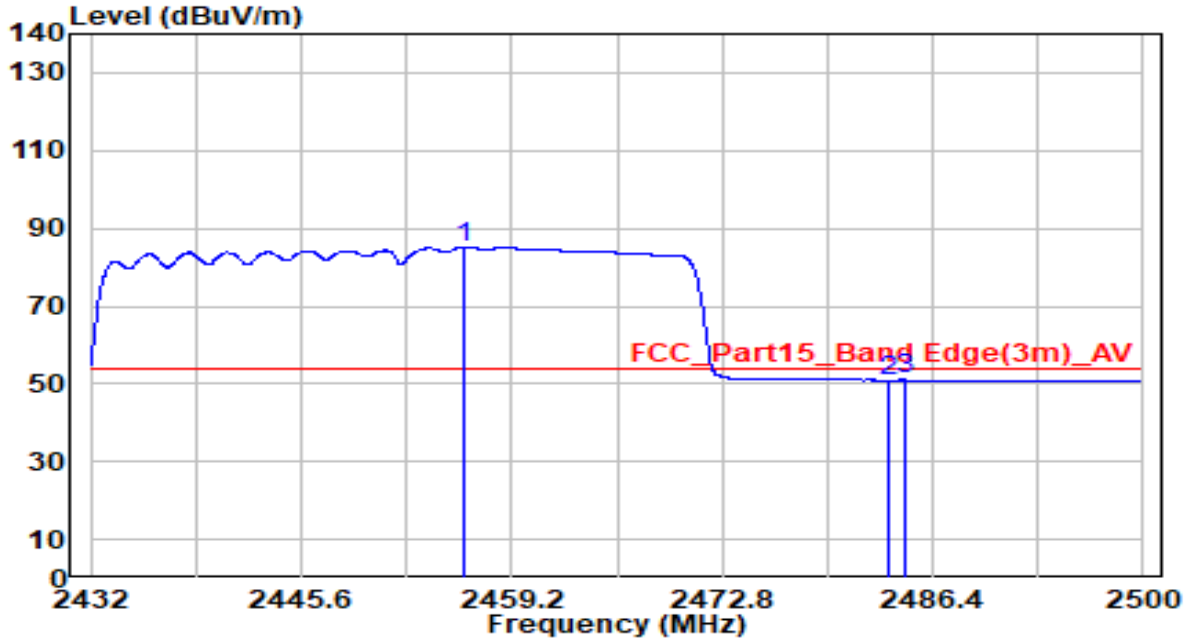

No		Frequency (MHz)	Reading (dBuV)	C.F (dB/m)	Measurement (dBuV/m)	Margin (dB)	Limit (dBuV/m)	Remark (QP/PK/AV)
1	*	2456.106	52.74	32.50	85.24	N/A	N/A	Average
2		2483.510	18.34	32.61	50.95	-3.05	54.00	Average
3		2484.564	18.39	32.62	51.00	-3.00	54.00	Average

Note:
1. " *", means this data is the worst emission level.
2. C.F (Correction Factor) = Antenna Factor (dB/m) + Cable Loss (dB).
3. Measurement(dBuV/m) = Reading(dBuV) + C.F (Correction Factor).

EUT	AXE5400 Tri-Band Wi-Fi 6E Router	Date of Test	2021-09-27
Factor	BBHA 9120D (1GHz~18GHz)	Temp. / Humidity	23°C/57%
Polarity	Vertical	Site / Test Engineer	AC1/Jay
Test Mode	Transmit at 2452MHz by 802.11ax-HE40	Test Voltage	AC 120V/60Hz

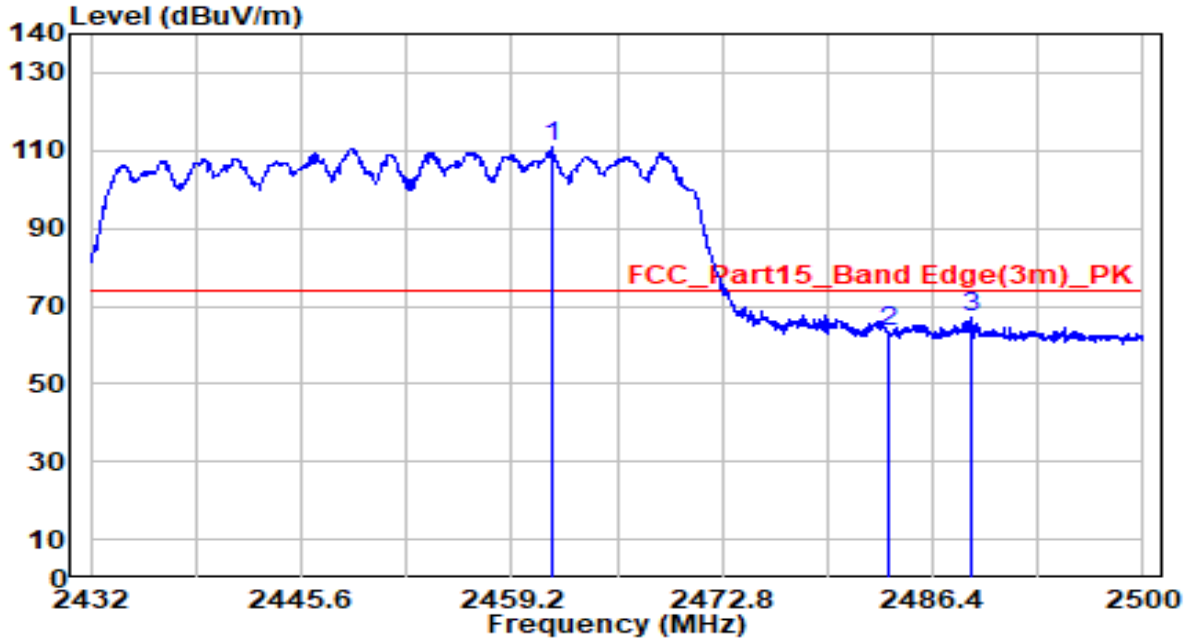

No		Frequency (MHz)	Reading (dBuV)	C.F (dB/m)	Measurement (dBuV/m)	Margin (dB)	Limit (dBuV/m)	Remark (QP/PK/AV)
1	*	2461.886	78.17	32.52	110.69	N/A	N/A	Average
2		2483.500	30.66	32.61	63.27	-10.73	74.00	Average
3		2488.814	34.41	32.63	67.04	-6.96	74.00	Average

Note:
1. " *", means this data is the worst emission level.
2. C.F (Correction Factor) = Antenna Factor (dB/m) + Cable Loss (dB).
3. Measurement(dBuV/m) = Reading(dBuV) + C.F (Correction Factor).

EUT	AXE5400 Tri-Band Wi-Fi 6E Router	Date of Test	2021-09-27
Factor	BBHA 9120D (1GHz~18GHz)	Temp. / Humidity	23°C/57%
Polarity	Vertical	Site / Test Engineer	AC1/Jay
Test Mode	Transmit at 2452MHz by 802.11ax-HE40	Test Voltage	AC 120V/60Hz

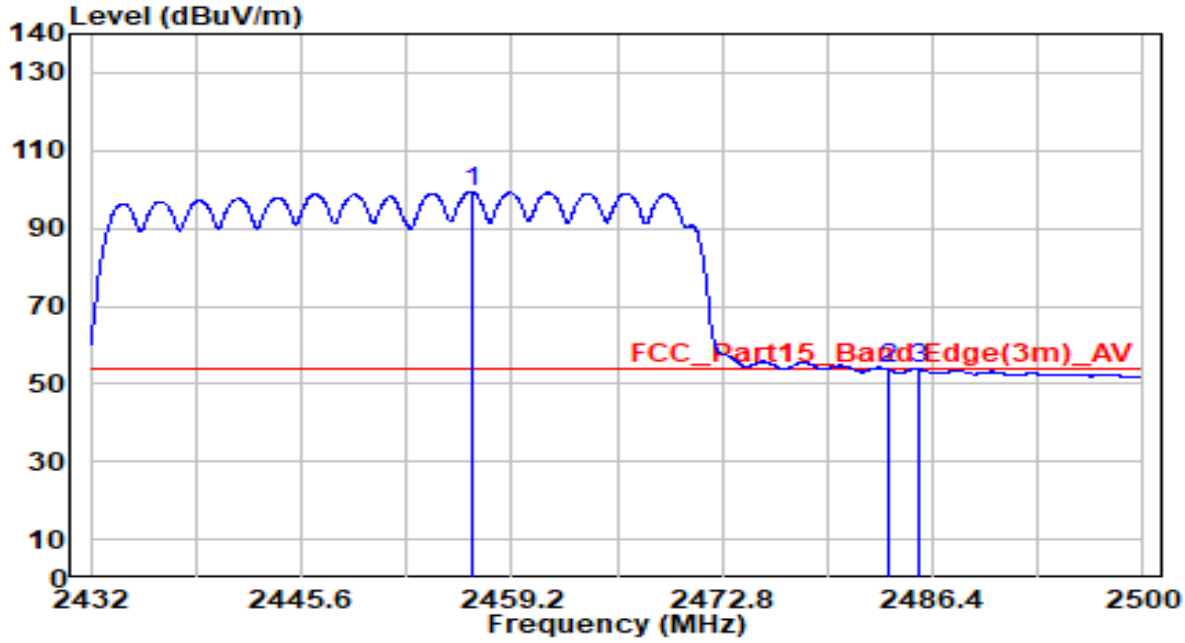

No		Frequency (MHz)	Reading (dBuV)	C.F (dB/m)	Measurement (dBuV/m)	Margin (dB)	Limit (dBuV/m)	Remark (QP/PK/AV)
1	*	2456.582	66.77	32.50	99.26	N/A	N/A	Average
2		2483.500	21.12	32.61	53.73	-0.27	54.00	Average
3		2485.482	21.18	32.62	53.80	-0.20	54.00	Average

Note:
1. " *", means this data is the worst emission level.
2. C.F (Correction Factor) = Antenna Factor (dB/m) + Cable Loss (dB).
3. Measurement(dBuV/m) = Reading(dBuV) + C.F (Correction Factor).

6.8. AC Conducted Emissions Measurement

6.8.1.Test Limit

FCC Part 15 Subpart C Paragraph 15.207 Limits		
Frequency (MHz)	QP (dBuV)	AV (dBuV)
0.15 - 0.50	66 - 56	56 - 46
0.50 - 5.0	56	46
5.0 - 30	60	50

Note 1: The lower limit shall apply at the transition frequencies.

Note 2: The limit decreases linearly with the logarithm of the frequency in the range 0.15MHz to 0.5MHz.

6.8.2.Test Setup

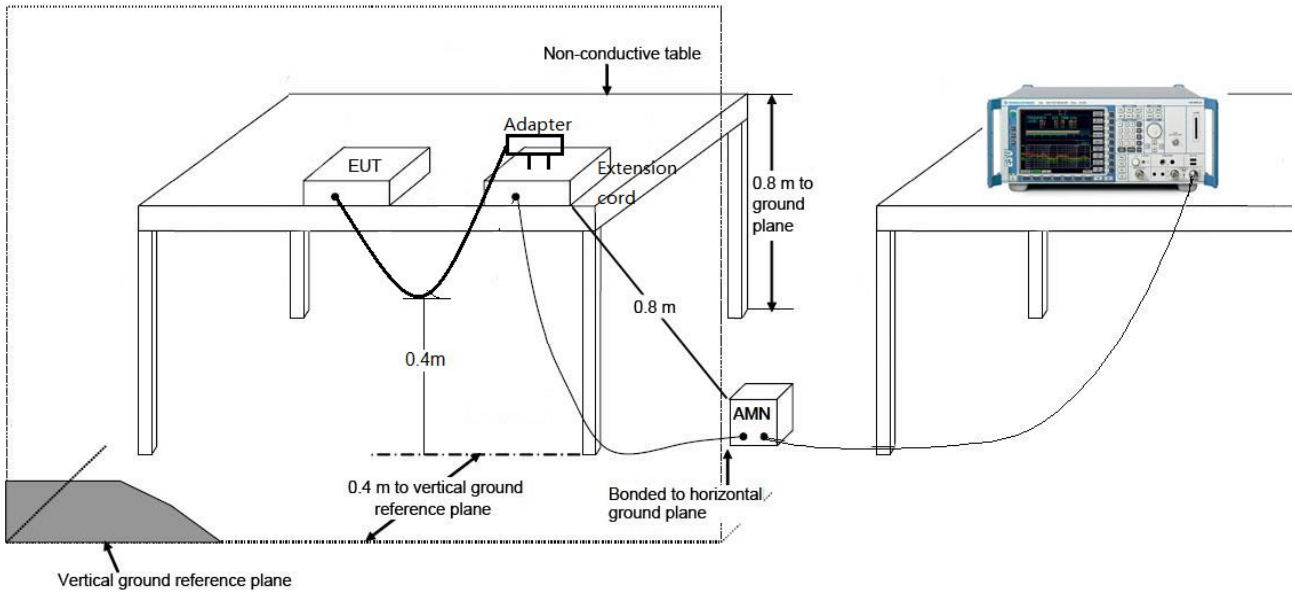

6.8.3.Test Result

EUT	AXE5400 Tri-Band Wi-Fi 6E Router	Date of Test	2021-10-08
Factor	CE_ENV216-L1 (Filter ON)	Temp. / Humidity	22.3°C /40.8%
Polarity	Line1	Site / Test Engineer	SR2 / Peter Xu
Test Mode	Transmit by 802.11b at channel 2437MHz	Test Voltage	AC 120V/60Hz

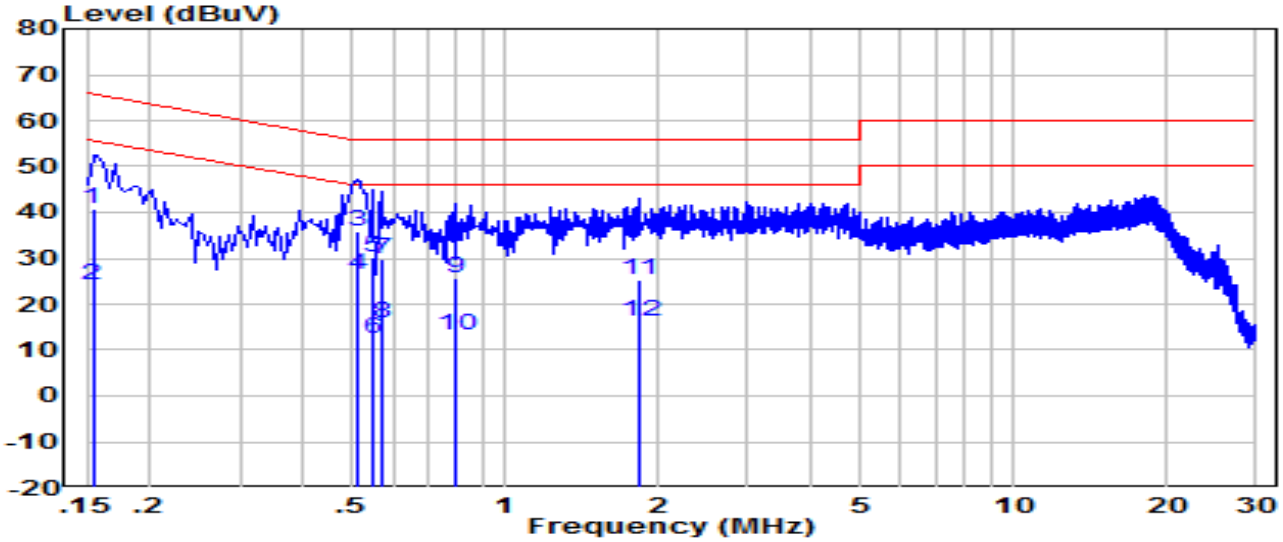

No		Frequency (MHz)	Reading (dBuV)	C.F (dB)	Measurement (dBuV)	Margin (dB)	Limit (dBuV)	Remark (QP/PK/AV)
1		0.154	31.09	9.61	40.70	-25.08	65.78	QP
2		0.154	14.39	9.61	24.00	-31.78	55.78	Average
3		0.510	26.17	9.63	35.80	-20.20	56.00	QP
4	*	0.510	16.77	9.63	26.40	-19.60	46.00	Average
5		0.546	20.57	9.63	30.20	-25.80	56.00	QP
6		0.546	2.87	9.63	12.50	-33.50	46.00	Average
7		0.570	20.26	9.64	29.90	-26.10	56.00	QP
8		0.570	6.16	9.64	15.80	-30.20	46.00	Average
9		0.802	16.15	9.65	25.80	-30.20	56.00	QP
10		0.802	3.65	9.65	13.30	-32.70	46.00	Average
11		1.830	15.62	9.68	25.30	-30.70	56.00	QP
12		1.830	6.72	9.68	16.40	-29.60	46.00	Average

Note:

1. " *", means this data is the worst emission level.
2. C.F (Correction Factor) = LISN Factor (dB)+ Cable Loss (dB).
3. Measurement(dBuV) = Reading(dBuV) + C.F (Correction Factor).

EUT	AXE5400 Tri-Band Wi-Fi 6E Router	Date of Test	2021-10-08
Factor	CE_ENV216-N (Filter ON)	Temp. / Humidity	22.3°C /40.8%
Polarity	Neutral	Site / Test Engineer	SR2 / Peter Xu
Test Mode	Transmit by 802.11b at channel 2437MHz	Test Voltage	AC 120V/60Hz

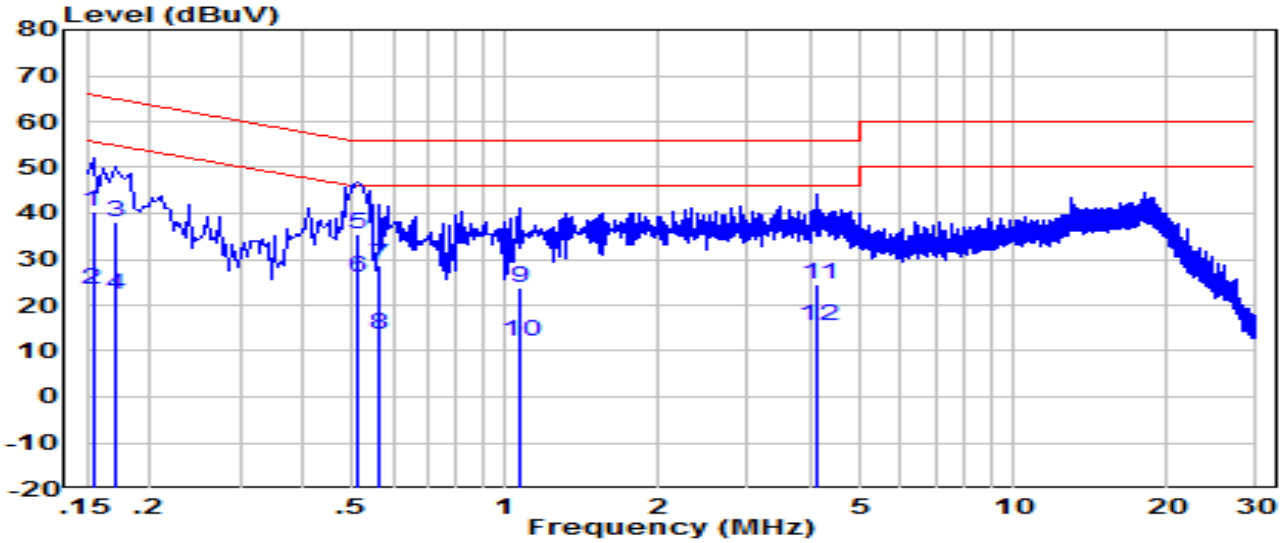

No		Frequency (MHz)	Reading (dBuV)	C.F (dB)	Measurement (dBuV)	Margin (dB)	Limit (dBuV)	Remark (QP/PK/AV)
1		0.154	30.68	9.62	40.30	-25.48	65.78	QP
2		0.154	13.78	9.62	23.40	-32.38	55.78	Average
3		0.170	28.48	9.62	38.10	-26.86	64.96	QP
4		0.170	12.58	9.62	22.20	-32.76	54.96	Average
5		0.510	25.97	9.63	35.60	-20.40	56.00	QP
6	*	0.510	16.57	9.63	26.20	-19.80	46.00	Average
7		0.566	19.16	9.64	28.80	-27.20	56.00	QP
8		0.566	3.76	9.64	13.40	-32.60	46.00	Average
9		1.070	14.13	9.67	23.80	-32.20	56.00	QP
10		1.070	2.33	9.67	12.00	-34.00	46.00	Average
11		4.120	14.77	9.73	24.50	-31.50	56.00	QP
12		4.120	5.57	9.73	15.30	-30.70	46.00	Average

Note:

1. " *", means this data is the worst emission level.
2. C.F (Correction Factor) = LISN Factor (dB)+ Cable Loss (dB).
3. Measurement(dBuV) = Reading(dBuV) + C.F (Correction Factor).

7. CONCLUSION

The data collected relate only the item(s) tested and show that the device is compliance with Part 15C of the FCC Rules.

The End

Appendix A - Test Setup Photograph

Refer to “Setup Photo” file.

Appendix B - External Photograph

Refer to “External Photo” file.

Appendix C - Internal Photograph

Refer to “ Internal Photo” file.