EUT	AXE5400 Tri-Band Wi-Fi 6E Router	Date of Test	2021-10-21
Factor	BBHA 9120D (1GHz~18GHz)	Temp. / Humidity	23°C/54%
Polarity	Vertical	Site / Test Engineer	AC1 / Jay
Test Mode	Transmit at 5720MHz by 802.11ac-VHT20	Test Voltage	AC 120V/60Hz

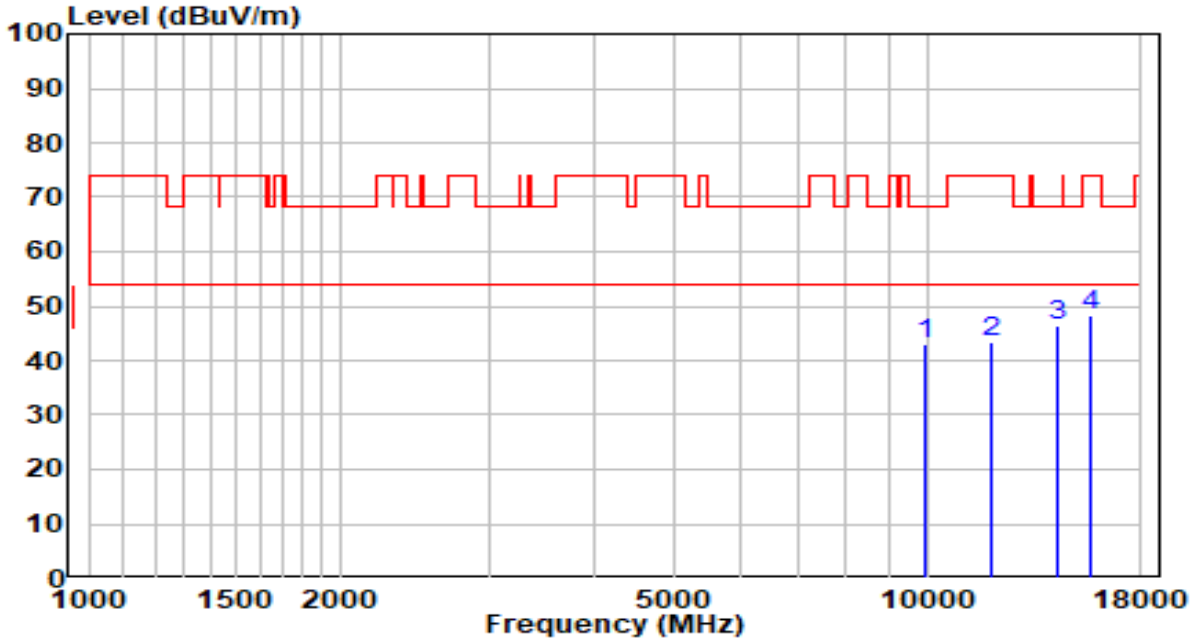

No		Frequency (MHz)	Reading (dBuV)	C.F (dB/m)	Measurement (dBuV/m)	Margin (dB)	Limit (dBuV/m)	Remark (QP/PK/AV)
1		9950.500	26.63	16.48	43.11	-25.09	68.20	Peak
2		11965.000	24.50	19.00	43.50	-30.50	74.00	Peak
3	*	14302.500	24.11	22.44	46.55	-21.65	68.20	Peak
4		15662.500	27.31	20.95	48.26	-25.74	74.00	Peak

Note:

1. " *", means this data is the worst emission level.
2. C.F (Correction Factor) = Antenna Factor (dB/m) + Cable Loss (dB)– Preamplifier(dB).
3. Measurement(dBuV/m) = Reading(dBuV) + C.F (Correction Factor).

EUT	AXE5400 Tri-Band Wi-Fi 6E Router	Date of Test	2021-10-21
Factor	BBHA 9120D (1GHz~18GHz)	Temp. / Humidity	23°C/54%
Polarity	Horizontal	Site / Test Engineer	AC1 / Jay
Test Mode	Transmit at 5745MHz by 802.11ac-VHT20	Test Voltage	AC 120V/60Hz

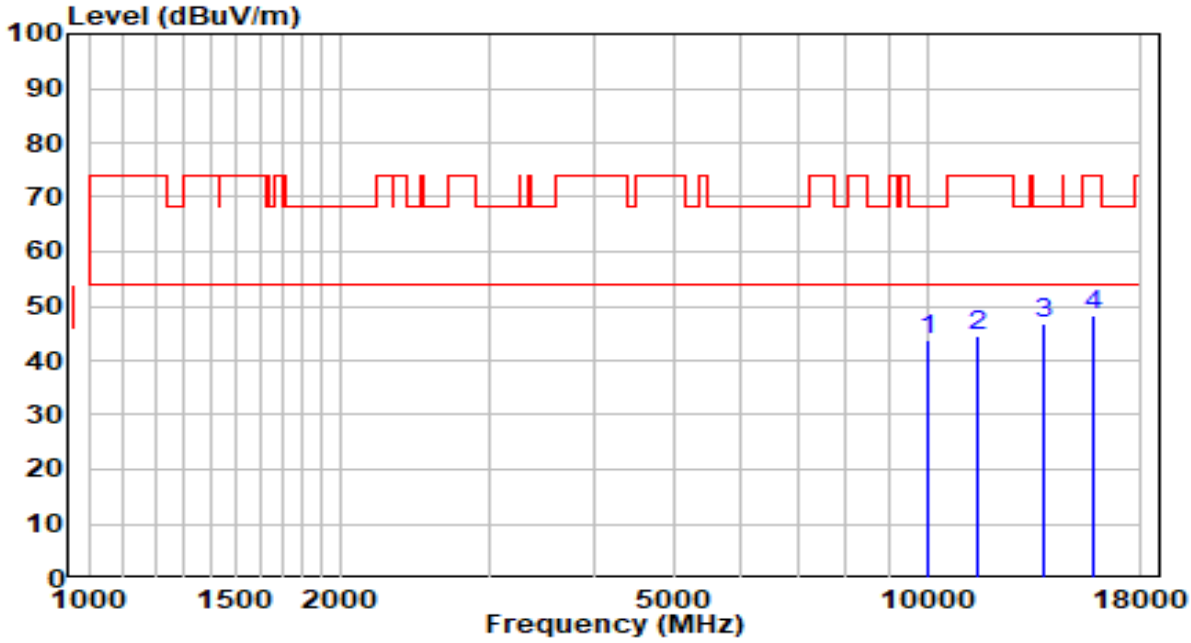

No		Frequency (MHz)	Reading (dBuV)	C.F (dB/m)	Measurement (dBuV/m)	Margin (dB)	Limit (dBuV/m)	Remark (QP/PK/AV)
1		10044.000	27.05	16.74	43.79	-24.41	68.20	Peak
2		11480.500	24.58	20.02	44.60	-29.40	74.00	Peak
3	*	13784.000	24.63	22.18	46.81	-21.39	68.20	Peak
4		15832.500	27.86	20.53	48.39	-25.61	74.00	Peak

Note:

1. " *", means this data is the worst emission level.
2. C.F (Correction Factor) = Antenna Factor (dB/m) + Cable Loss (dB)– Preamplifier(dB).
3. Measurement(dBuV/m) = Reading(dBuV) + C.F (Correction Factor).

EUT	AXE5400 Tri-Band Wi-Fi 6E Router	Date of Test	2021-10-21
Factor	BBHA 9120D (1GHz~18GHz)	Temp. / Humidity	23°C/54%
Polarity	Vertical	Site / Test Engineer	AC1 / Jay
Test Mode	Transmit at 5745MHz by 802.11ac-VHT20	Test Voltage	AC 120V/60Hz

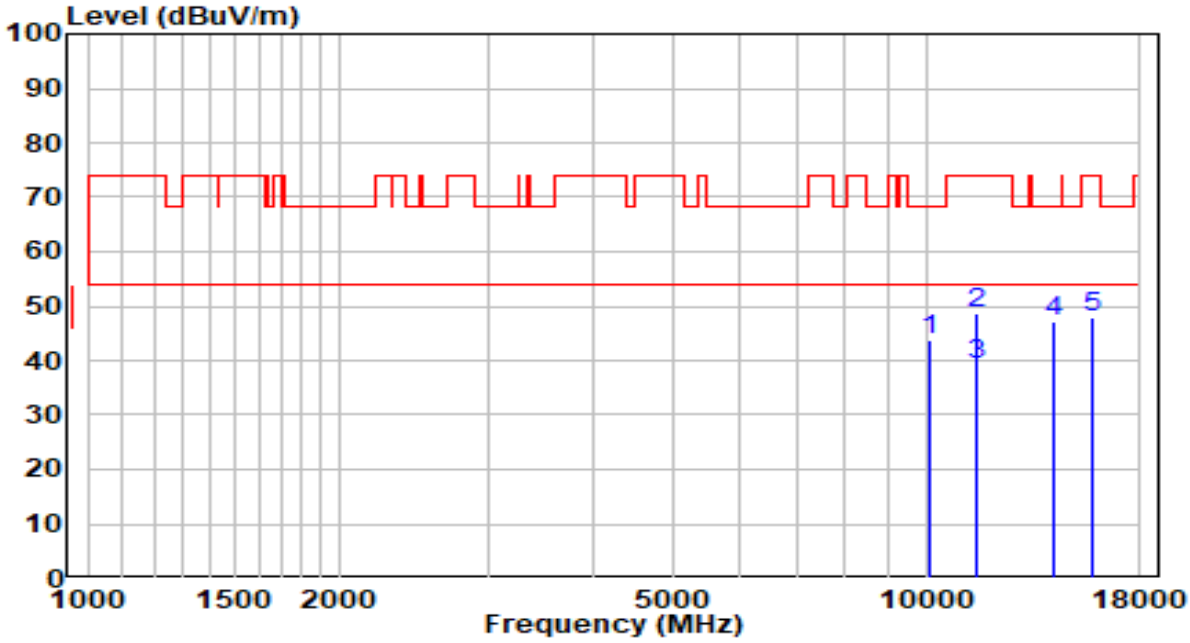

No		Frequency (MHz)	Reading (dBuV)	C.F (dB/m)	Measurement (dBuV/m)	Margin (dB)	Limit (dBuV/m)	Remark (QP/PK/AV)
1		10112.000	26.87	17.01	43.88	-24.32	68.20	Peak
2		11489.000	28.53	20.03	48.56	-25.44	74.00	Peak
3	*	11489.000	19.33	20.03	39.36	-14.64	54.00	Average
4		14243.000	24.90	22.44	47.34	-20.86	68.20	Peak
5		15773.000	27.22	20.67	47.89	-26.11	74.00	Peak

Note:

1. " *", means this data is the worst emission level.
2. C.F (Correction Factor) = Antenna Factor (dB/m) + Cable Loss (dB)– Preamplifier(dB).
3. Measurement(dBuV/m) = Reading(dBuV) + C.F (Correction Factor).

EUT	AXE5400 Tri-Band Wi-Fi 6E Router	Date of Test	2021-10-21
Factor	BBHA 9120D (1GHz~18GHz)	Temp. / Humidity	23°C/54%
Polarity	Horizontal	Site / Test Engineer	AC1 / Jay
Test Mode	Transmit at 5785MHz by 802.11ac-VHT20	Test Voltage	AC 120V/60Hz

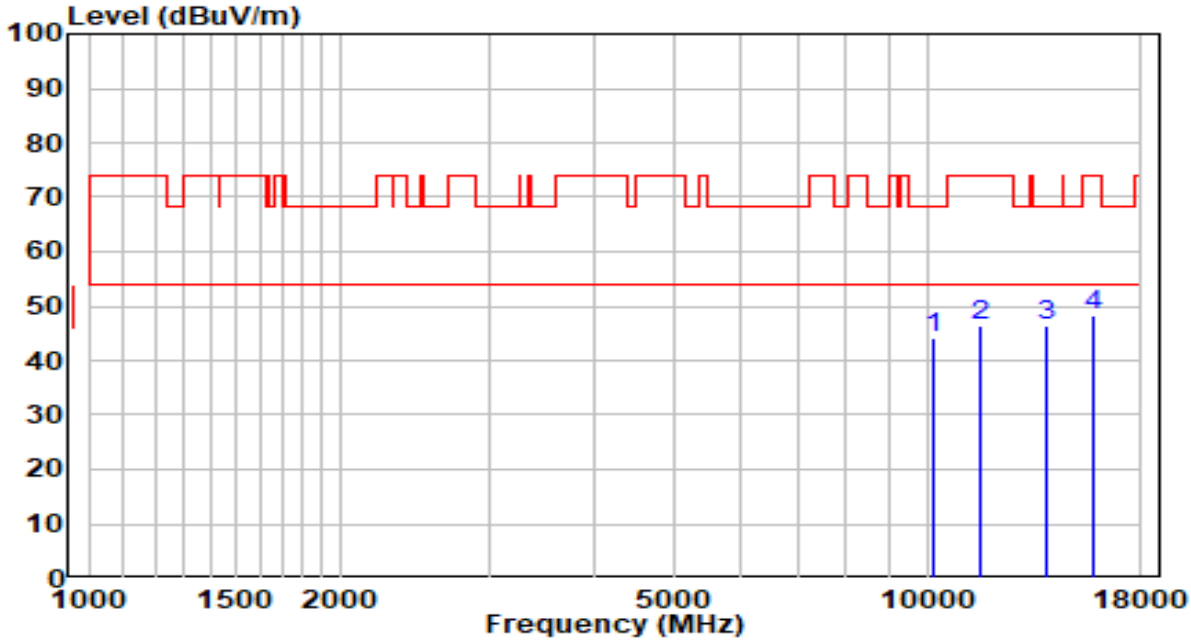

No		Frequency (MHz)	Reading (dBuV)	C.F (dB/m)	Measurement (dBuV/m)	Margin (dB)	Limit (dBuV/m)	Remark (QP/PK/AV)
1		10163.000	26.79	17.22	44.01	-24.19	68.20	Peak
2		11574.000	26.55	19.88	46.43	-27.57	74.00	Peak
3	*	13894.500	24.13	22.30	46.43	-21.77	68.20	Peak
4		15841.000	27.90	20.50	48.40	-25.60	74.00	Peak

Note:

1. " *", means this data is the worst emission level.
2. C.F (Correction Factor) = Antenna Factor (dB/m) + Cable Loss (dB)– Preamplifier(dB).
3. Measurement(dBuV/m) = Reading(dBuV) + C.F (Correction Factor).

EUT	AXE5400 Tri-Band Wi-Fi 6E Router	Date of Test	2021-10-21
Factor	BBHA 9120D (1GHz~18GHz)	Temp. / Humidity	23°C/54%
Polarity	Vertical	Site / Test Engineer	AC1 / Jay
Test Mode	Transmit at 5785MHz by 802.11ac-VHT20	Test Voltage	AC 120V/60Hz

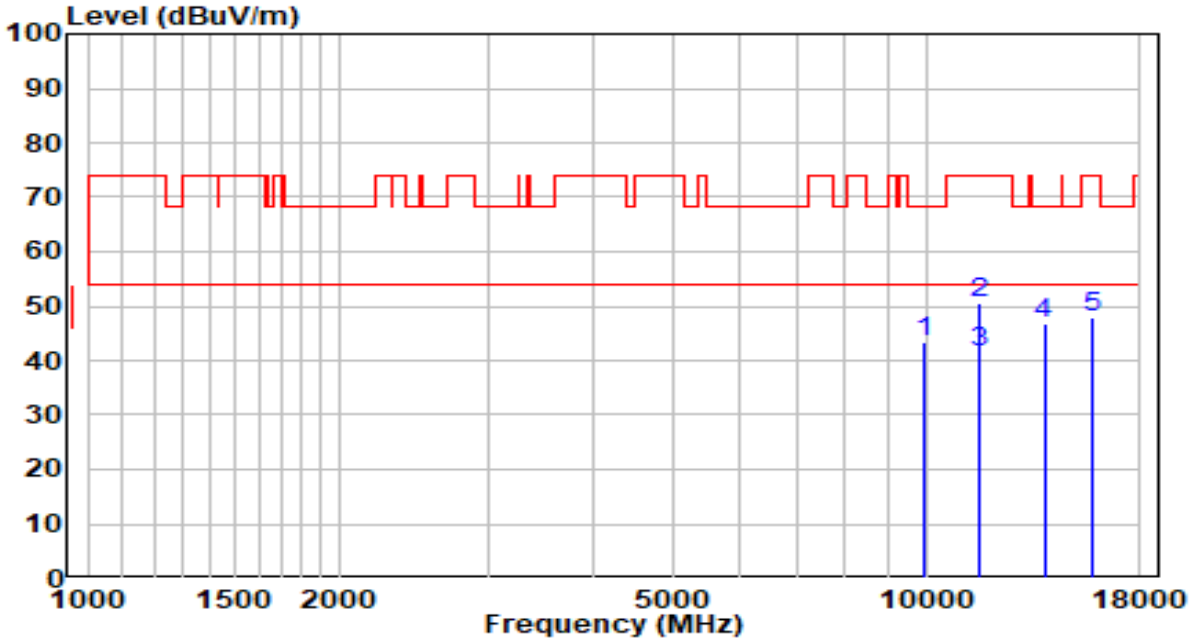

No		Frequency (MHz)	Reading (dBuV)	C.F (dB/m)	Measurement (dBuV/m)	Margin (dB)	Limit (dBuV/m)	Remark (QP/PK/AV)
1		9950.500	26.99	16.48	43.47	-24.73	68.20	Peak
2		11574.000	30.54	19.88	50.42	-23.58	74.00	Peak
3	*	11574.000	21.73	19.88	41.61	-12.39	54.00	Average
4		13826.500	24.43	22.22	46.65	-21.55	68.20	Peak
5		15790.000	27.24	20.63	47.87	-26.13	74.00	Peak

Note:

1. " *", means this data is the worst emission level.
2. C.F (Correction Factor) = Antenna Factor (dB/m) + Cable Loss (dB)– Preamplifier(dB).
3. Measurement(dBuV/m) = Reading(dBuV) + C.F (Correction Factor).

EUT	AXE5400 Tri-Band Wi-Fi 6E Router	Date of Test	2021-10-21
Factor	BBHA 9120D (1GHz~18GHz)	Temp. / Humidity	23°C/54%
Polarity	Horizontal	Site / Test Engineer	AC1 / Jay
Test Mode	Transmit at 5825MHz by 802.11ac-VHT20	Test Voltage	AC 120V/60Hz

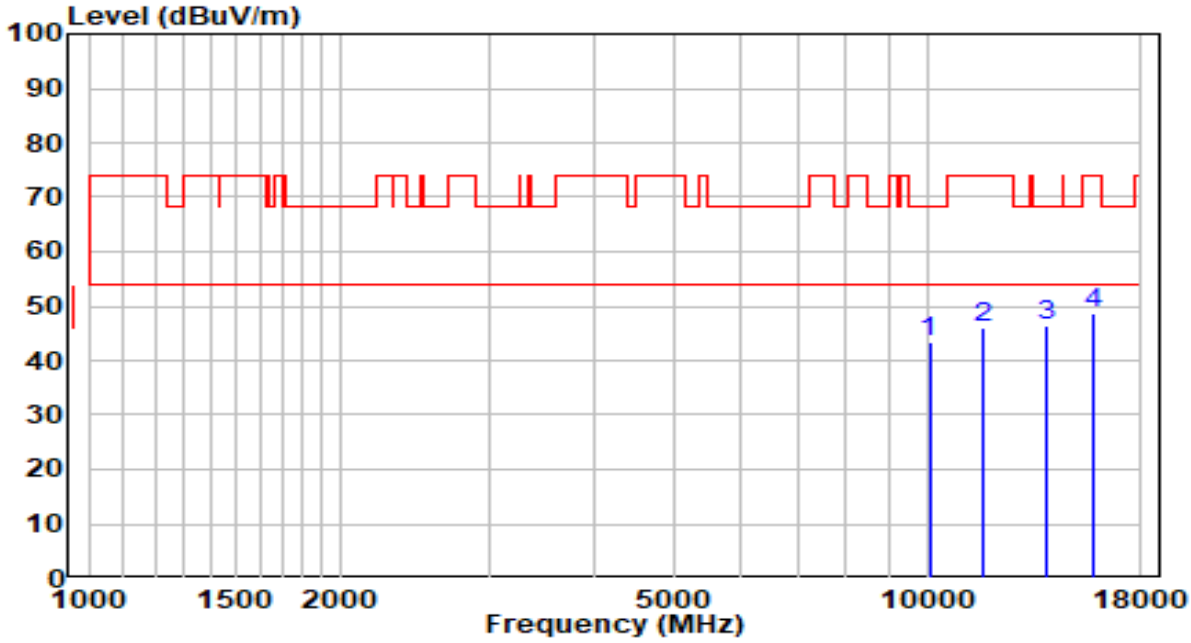

No		Frequency (MHz)	Reading (dBuV)	C.F (dB/m)	Measurement (dBuV/m)	Margin (dB)	Limit (dBuV/m)	Remark (QP/PK/AV)
1		10061.000	26.52	16.81	43.33	-24.87	68.20	Peak
2		11650.500	26.26	19.71	45.97	-28.03	74.00	Peak
3	*	13860.500	24.19	22.26	46.45	-21.75	68.20	Peak
4		15841.000	28.25	20.50	48.75	-25.25	74.00	Peak

Note:

1. " *", means this data is the worst emission level.
2. C.F (Correction Factor) = Antenna Factor (dB/m) + Cable Loss (dB)– Preamplifier(dB).
3. Measurement(dBuV/m) = Reading(dBuV) + C.F (Correction Factor).

EUT	AXE5400 Tri-Band Wi-Fi 6E Router	Date of Test	2021-10-21
Factor	BBHA 9120D (1GHz~18GHz)	Temp. / Humidity	23°C/54%
Polarity	Vertical	Site / Test Engineer	AC1 / Jay
Test Mode	Transmit at 5825MHz by 802.11ac-VHT20	Test Voltage	AC 120V/60Hz

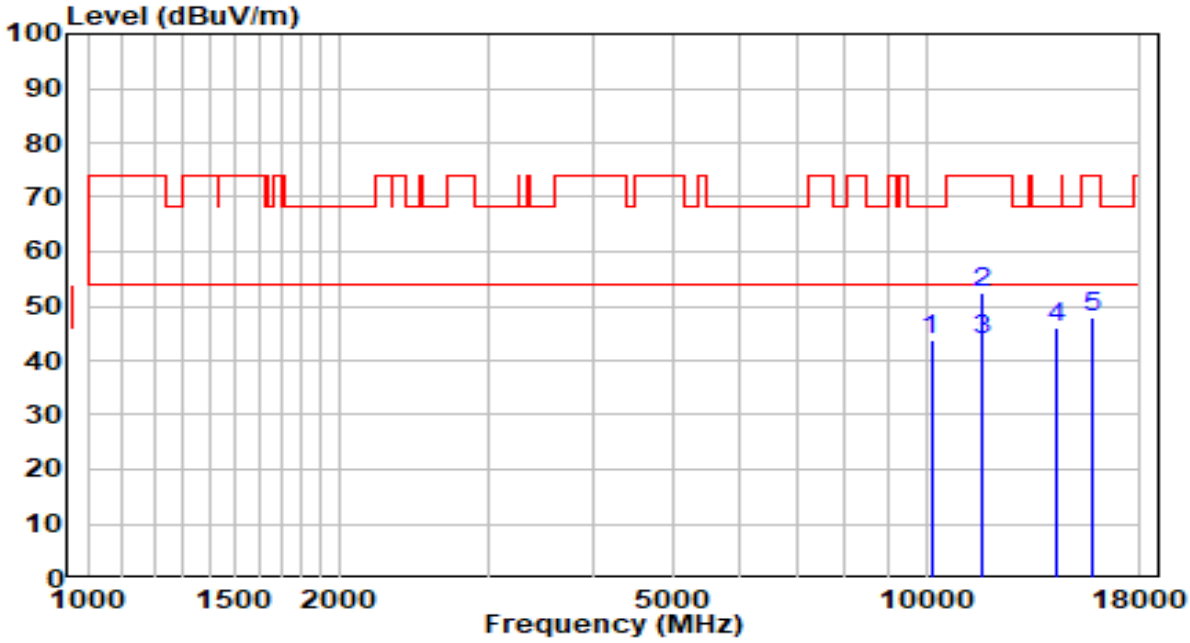

No		Frequency (MHz)	Reading (dBuV)	C.F (dB/m)	Measurement (dBuV/m)	Margin (dB)	Limit (dBuV/m)	Remark (QP/PK/AV)
1		10137.500	26.79	17.11	43.90	-24.30	68.20	Peak
2		11650.500	32.64	19.71	52.35	-21.65	74.00	Peak
3	*	11650.500	24.12	19.71	43.83	-10.17	54.00	Average
4		14345.000	23.69	22.44	46.13	-22.07	68.20	Peak
5		15773.000	27.36	20.67	48.03	-25.97	74.00	Peak

Note:

1. " *", means this data is the worst emission level.
2. C.F (Correction Factor) = Antenna Factor (dB/m) + Cable Loss (dB)– Preamplifier(dB).
3. Measurement(dBuV/m) = Reading(dBuV) + C.F (Correction Factor).

EUT	AXE5400 Tri-Band Wi-Fi 6E Router	Date of Test	2021-10-21
Factor	BBHA 9120D (1GHz~18GHz)	Temp. / Humidity	23°C/54%
Polarity	Horizontal	Site / Test Engineer	AC1 / Jay
Test Mode	Transmit at 5190MHz by 802.11ac-VHT40	Test Voltage	AC 120V/60Hz

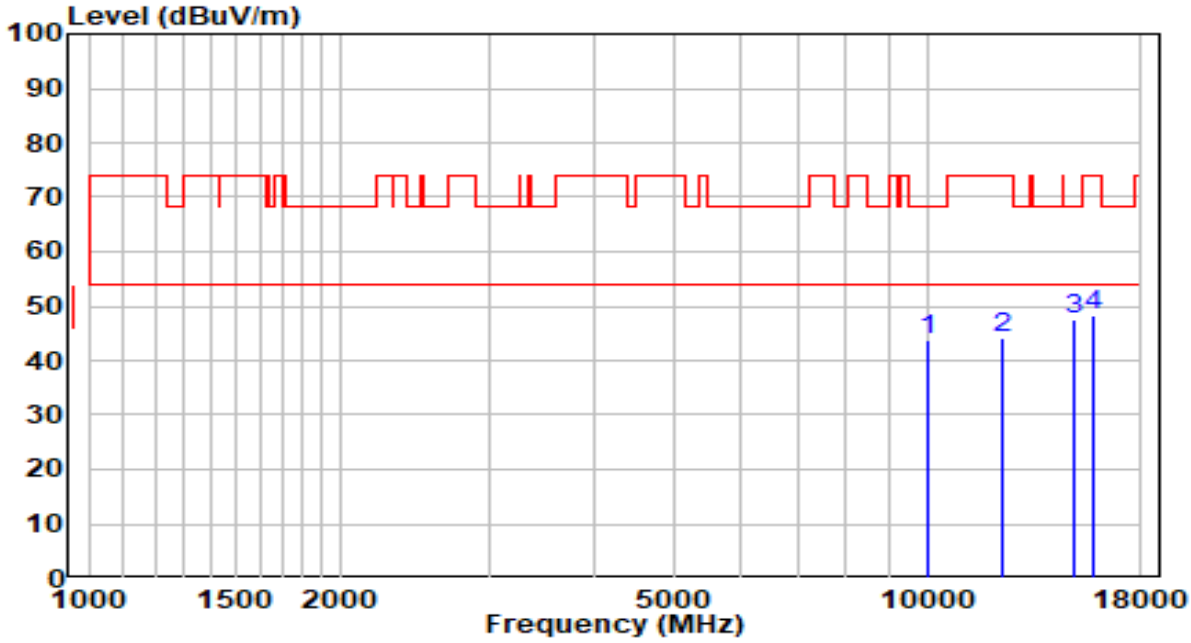

No		Frequency (MHz)	Reading (dBuV)	C.F (dB/m)	Measurement (dBuV/m)	Margin (dB)	Limit (dBuV/m)	Remark (QP/PK/AV)
1		10010.000	27.04	16.60	43.64	-24.56	68.20	Peak
2		12262.500	25.66	18.65	44.31	-29.69	74.00	Peak
3	*	14940.000	25.30	22.13	47.43	-20.77	68.20	Peak
4		15773.000	27.66	20.67	48.33	-25.67	74.00	Peak

Note:

1. " *", means this data is the worst emission level.
2. C.F (Correction Factor) = Antenna Factor (dB/m) + Cable Loss (dB)– Preamplifier(dB).
3. Measurement(dBuV/m) = Reading(dBuV) + C.F (Correction Factor).

EUT	AXE5400 Tri-Band Wi-Fi 6E Router	Date of Test	2021-10-21
Factor	BBHA 9120D (1GHz~18GHz)	Temp. / Humidity	23°C/54%
Polarity	Vertical	Site / Test Engineer	AC1 / Jay
Test Mode	Transmit at 5190MHz by 802.11ac-VHT40	Test Voltage	AC 120V/60Hz

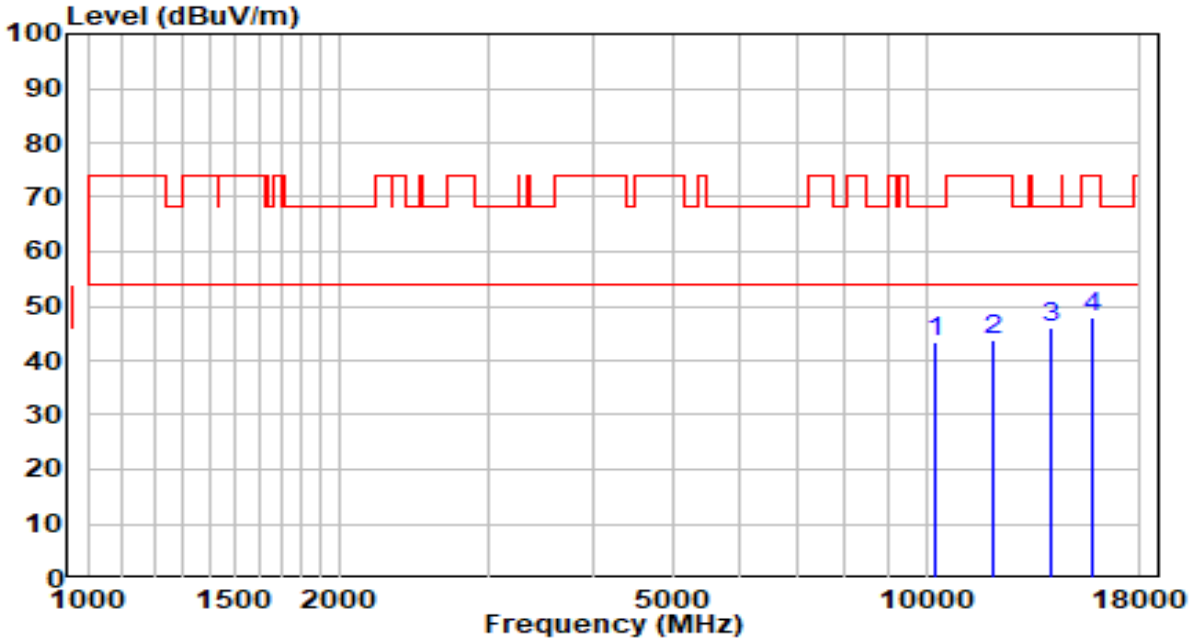

No		Frequency (MHz)	Reading (dBuV)	C.F (dB/m)	Measurement (dBuV/m)	Margin (dB)	Limit (dBuV/m)	Remark (QP/PK/AV)
1		10222.500	26.02	17.45	43.47	-24.73	68.20	Peak
2		12016.000	24.71	18.90	43.61	-30.39	74.00	Peak
3	*	14064.500	23.79	22.42	46.21	-21.99	68.20	Peak
4		15747.500	27.04	20.74	47.78	-26.22	74.00	Peak

Note:

1. " *", means this data is the worst emission level.
2. C.F (Correction Factor) = Antenna Factor (dB/m) + Cable Loss (dB)– Preamplifier(dB).
3. Measurement(dBuV/m) = Reading(dBuV) + C.F (Correction Factor).

EUT	AXE5400 Tri-Band Wi-Fi 6E Router	Date of Test	2021-10-21
Factor	BBHA 9120D (1GHz~18GHz)	Temp. / Humidity	23°C/54%
Polarity	Horizontal	Site / Test Engineer	AC1 / Jay
Test Mode	Transmit at 5230MHz by 802.11ac-VHT40	Test Voltage	AC 120V/60Hz

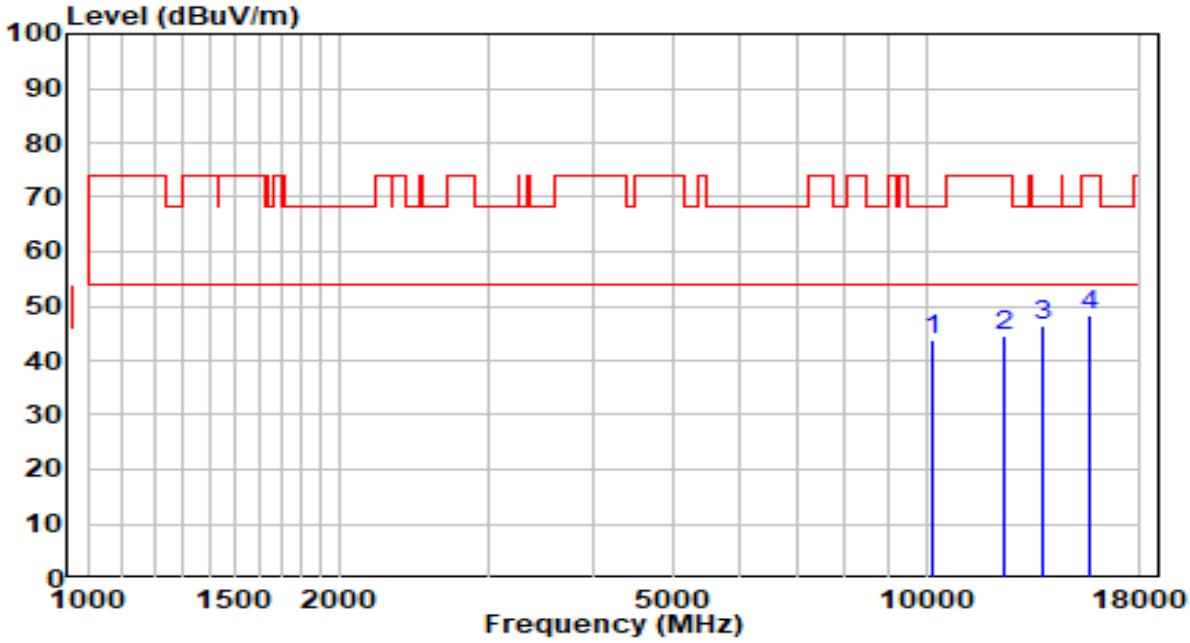

No		Frequency (MHz)	Reading (dBuV)	C.F (dB/m)	Measurement (dBuV/m)	Margin (dB)	Limit (dBuV/m)	Remark (QP/PK/AV)
1		10188.500	26.46	17.32	43.78	-24.42	68.20	Peak
2		12432.500	26.10	18.47	44.57	-29.43	74.00	Peak
3	*	13733.000	24.13	22.12	46.25	-21.95	68.20	Peak
4		15688.000	27.51	20.88	48.39	-25.61	74.00	Peak

Note:

1. " *", means this data is the worst emission level.
2. C.F (Correction Factor) = Antenna Factor (dB/m) + Cable Loss (dB)– Preamplifier(dB).
3. Measurement(dBuV/m) = Reading(dBuV) + C.F (Correction Factor).

EUT	AXE5400 Tri-Band Wi-Fi 6E Router	Date of Test	2021-10-21
Factor	BBHA 9120D (1GHz~18GHz)	Temp. / Humidity	23°C/54%
Polarity	Vertical	Site / Test Engineer	AC1 / Jay
Test Mode	Transmit at 5230MHz by 802.11ac-VHT40	Test Voltage	AC 120V/60Hz

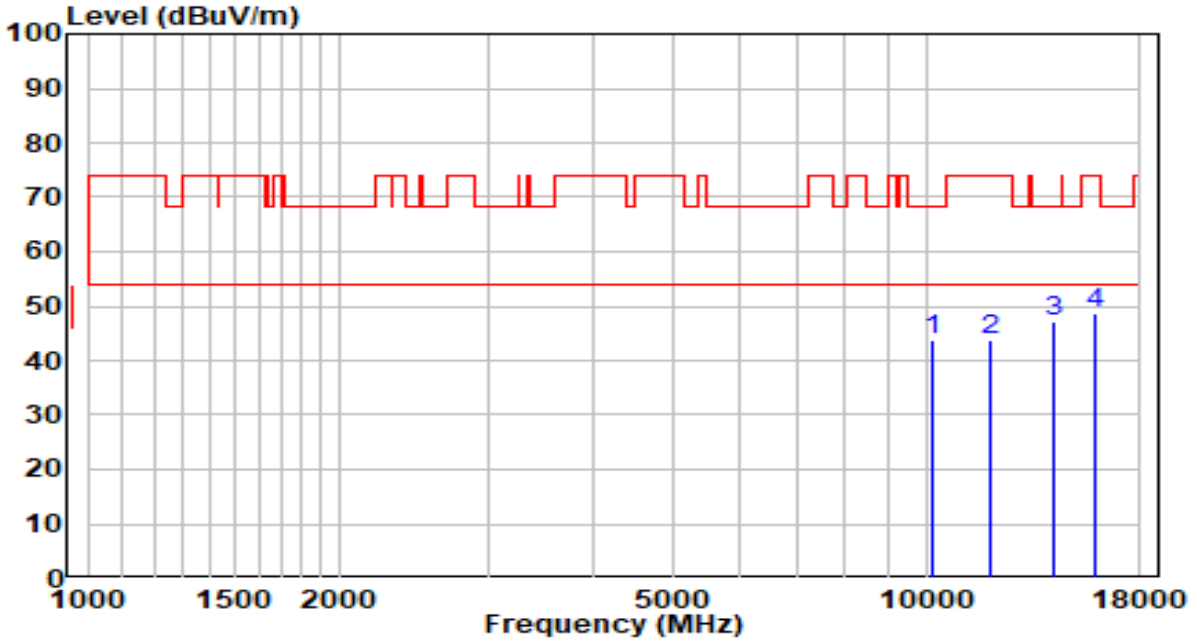

No		Frequency (MHz)	Reading (dBuV)	C.F (dB/m)	Measurement (dBuV/m)	Margin (dB)	Limit (dBuV/m)	Remark (QP/PK/AV)
1		10180.000	26.64	17.28	43.92	-24.28	68.20	Peak
2		11939.500	24.74	19.06	43.80	-30.20	74.00	Peak
3	*	14149.500	24.57	22.43	47.00	-21.20	68.20	Peak
4		15866.500	28.18	20.44	48.62	-25.38	74.00	Peak

Note:

1. " *", means this data is the worst emission level.
2. C.F (Correction Factor) = Antenna Factor (dB/m) + Cable Loss (dB)– Preamplifier(dB).
3. Measurement(dBuV/m) = Reading(dBuV) + C.F (Correction Factor).

EUT	AXE5400 Tri-Band Wi-Fi 6E Router	Date of Test	2021-10-21
Factor	BBHA 9120D (1GHz~18GHz)	Temp. / Humidity	23°C/54%
Polarity	Horizontal	Site / Test Engineer	AC1 / Jay
Test Mode	Transmit at 5270MHz by 802.11ac-VHT40	Test Voltage	AC 120V/60Hz

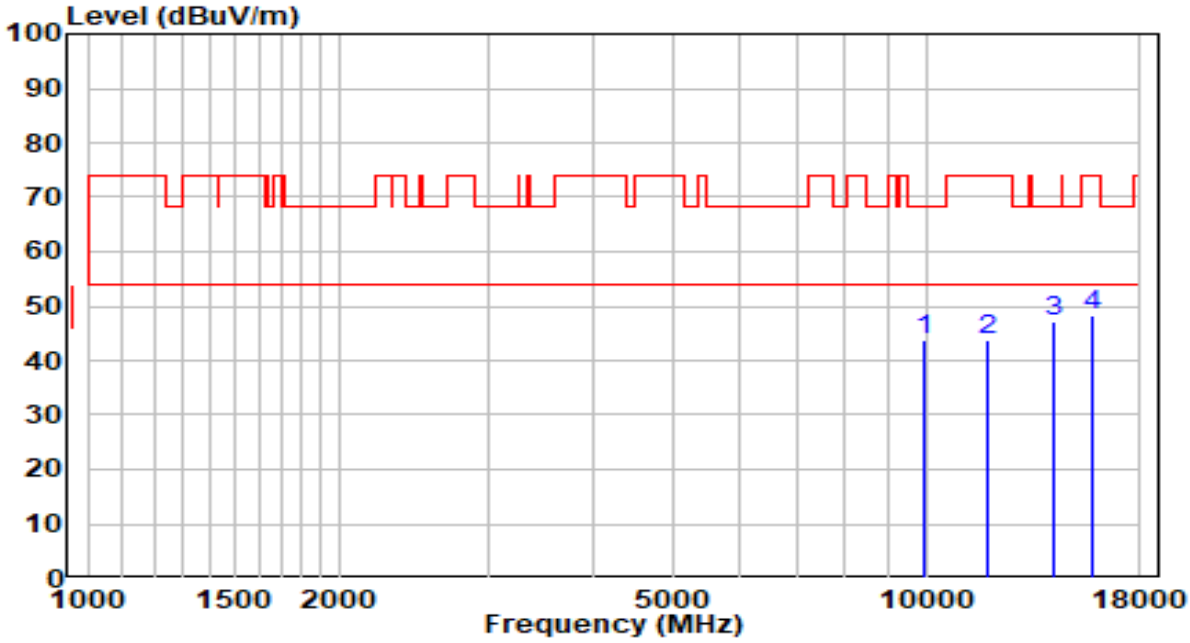

No		Frequency (MHz)	Reading (dBuV)	C.F (dB/m)	Measurement (dBuV/m)	Margin (dB)	Limit (dBuV/m)	Remark (QP/PK/AV)
1		9959.000	27.25	16.49	43.74	-24.46	68.20	Peak
2		11854.500	24.58	19.25	43.83	-30.17	74.00	Peak
3	*	14149.500	24.85	22.43	47.28	-20.92	68.20	Peak
4		15790.000	27.71	20.63	48.34	-25.66	74.00	Peak

Note:

1. " *", means this data is the worst emission level.
2. C.F (Correction Factor) = Antenna Factor (dB/m) + Cable Loss (dB)– Preamplifier(dB).
3. Measurement(dBuV/m) = Reading(dBuV) + C.F (Correction Factor).

EUT	AXE5400 Tri-Band Wi-Fi 6E Router	Date of Test	2021-10-21
Factor	BBHA 9120D (1GHz~18GHz)	Temp. / Humidity	23°C/54%
Polarity	Vertical	Site / Test Engineer	AC1 / Jay
Test Mode	Transmit at 5270MHz by 802.11ac-VHT40	Test Voltage	AC 120V/60Hz

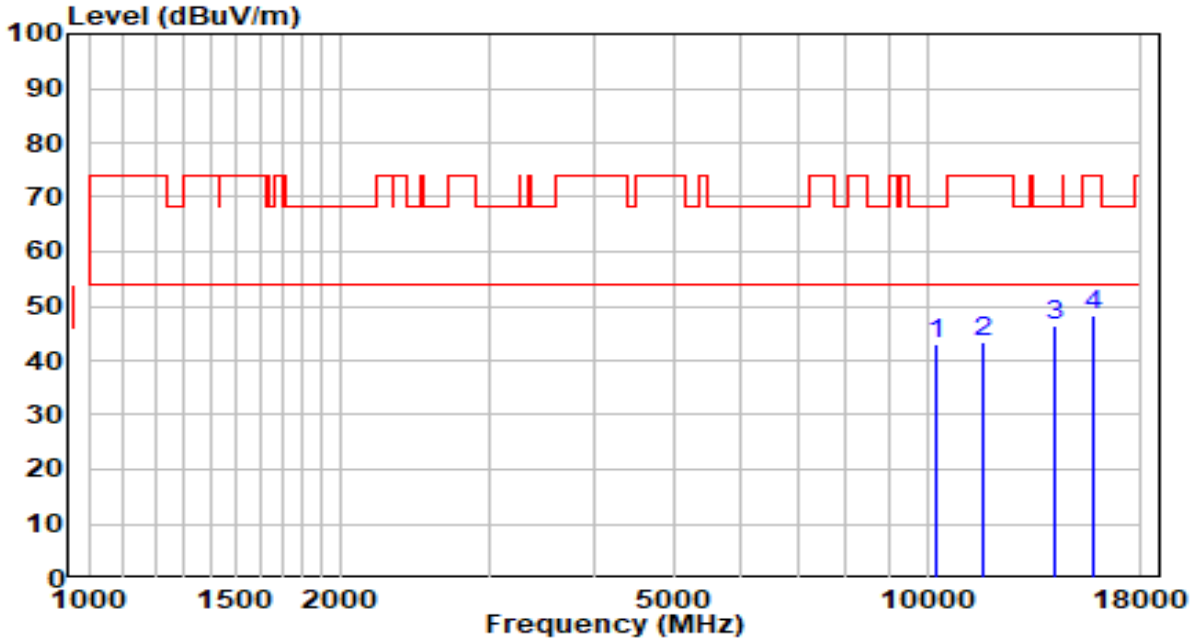

No		Frequency (MHz)	Reading (dBuV)	C.F (dB/m)	Measurement (dBuV/m)	Margin (dB)	Limit (dBuV/m)	Remark (QP/PK/AV)
1		10256.500	25.46	17.59	43.05	-25.15	68.20	Peak
2		11676.000	23.80	19.65	43.45	-30.55	74.00	Peak
3	*	14243.000	24.06	22.44	46.50	-21.70	68.20	Peak
4		15747.500	27.47	20.74	48.21	-25.79	74.00	Peak

Note:

1. " *", means this data is the worst emission level.
2. C.F (Correction Factor) = Antenna Factor (dB/m) + Cable Loss (dB)– Preamplifier(dB).
3. Measurement(dBuV/m) = Reading(dBuV) + C.F (Correction Factor).

EUT	AXE5400 Tri-Band Wi-Fi 6E Router	Date of Test	2021-10-21
Factor	BBHA 9120D (1GHz~18GHz)	Temp. / Humidity	23°C/54%
Polarity	Horizontal	Site / Test Engineer	AC1 / Jay
Test Mode	Transmit at 5310MHz by 802.11ac-VHT40	Test Voltage	AC 120V/60Hz

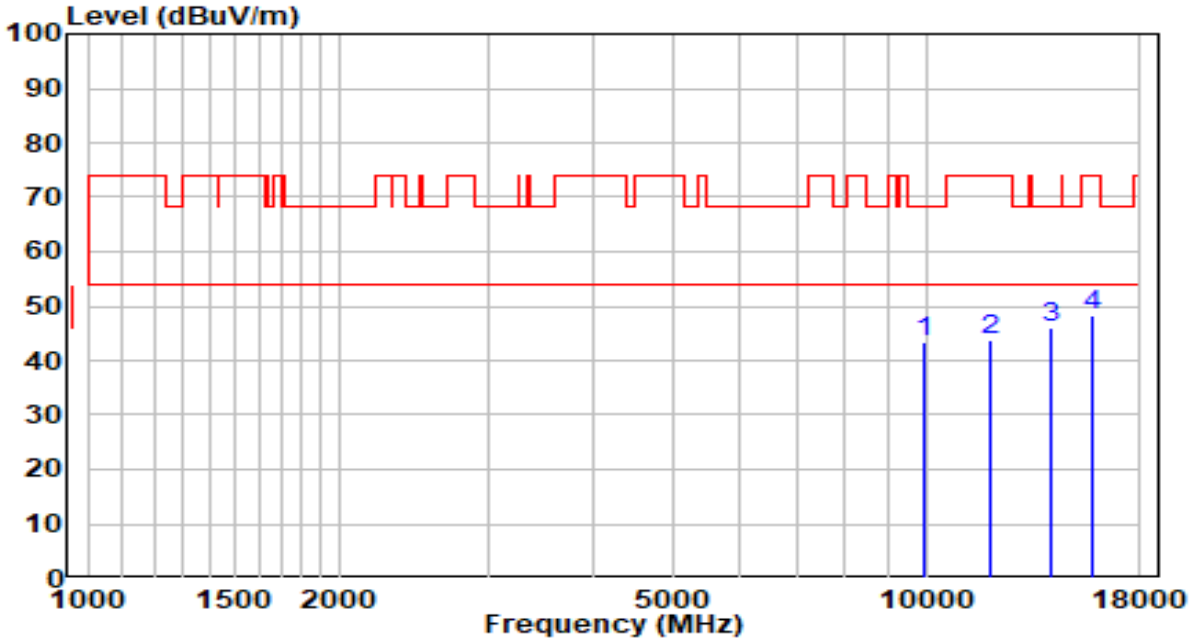

No		Frequency (MHz)	Reading (dBuV)	C.F (dB/m)	Measurement (dBuV/m)	Margin (dB)	Limit (dBuV/m)	Remark (QP/PK/AV)
1		9976.000	26.86	16.52	43.38	-24.82	68.20	Peak
2		11965.000	24.75	19.00	43.75	-30.25	74.00	Peak
3	*	14132.500	23.57	22.43	46.00	-22.20	68.20	Peak
4		15747.500	27.74	20.74	48.48	-25.52	74.00	Peak

Note:

1. " *", means this data is the worst emission level.
2. C.F (Correction Factor) = Antenna Factor (dB/m) + Cable Loss (dB)– Preamplifier(dB).
3. Measurement(dBuV/m) = Reading(dBuV) + C.F (Correction Factor).

EUT	AXE5400 Tri-Band Wi-Fi 6E Router	Date of Test	2021-10-21
Factor	BBHA 9120D (1GHz~18GHz)	Temp. / Humidity	23°C/54%
Polarity	Vertical	Site / Test Engineer	AC1 / Jay
Test Mode	Transmit at 5310MHz by 802.11ac-VHT40	Test Voltage	AC 120V/60Hz

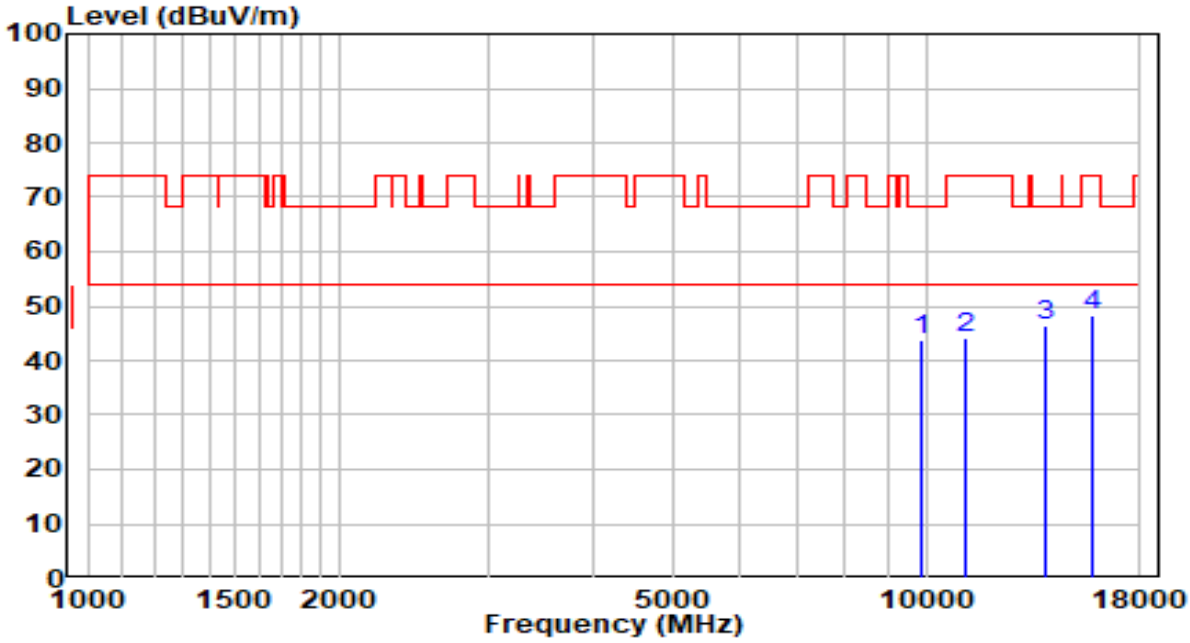

No		Frequency (MHz)	Reading (dBuV)	C.F (dB/m)	Measurement (dBuV/m)	Margin (dB)	Limit (dBuV/m)	Remark (QP/PK/AV)
1		9899.500	27.35	16.39	43.74	-24.46	68.20	Peak
2		11115.000	24.66	19.46	44.12	-29.88	74.00	Peak
3	*	13869.000	24.17	22.27	46.44	-21.76	68.20	Peak
4		15773.000	27.81	20.67	48.48	-25.52	74.00	Peak

Note:

1. " *", means this data is the worst emission level.
2. C.F (Correction Factor) = Antenna Factor (dB/m) + Cable Loss (dB)– Preamplifier(dB).
3. Measurement(dBuV/m) = Reading(dBuV) + C.F (Correction Factor).

EUT	AXE5400 Tri-Band Wi-Fi 6E Router	Date of Test	2021-10-21
Factor	BBHA 9120D (1GHz~18GHz)	Temp. / Humidity	23°C/54%
Polarity	Horizontal	Site / Test Engineer	AC1 / Jay
Test Mode	Transmit at 5510MHz by 802.11ac-VHT40	Test Voltage	AC 120V/60Hz

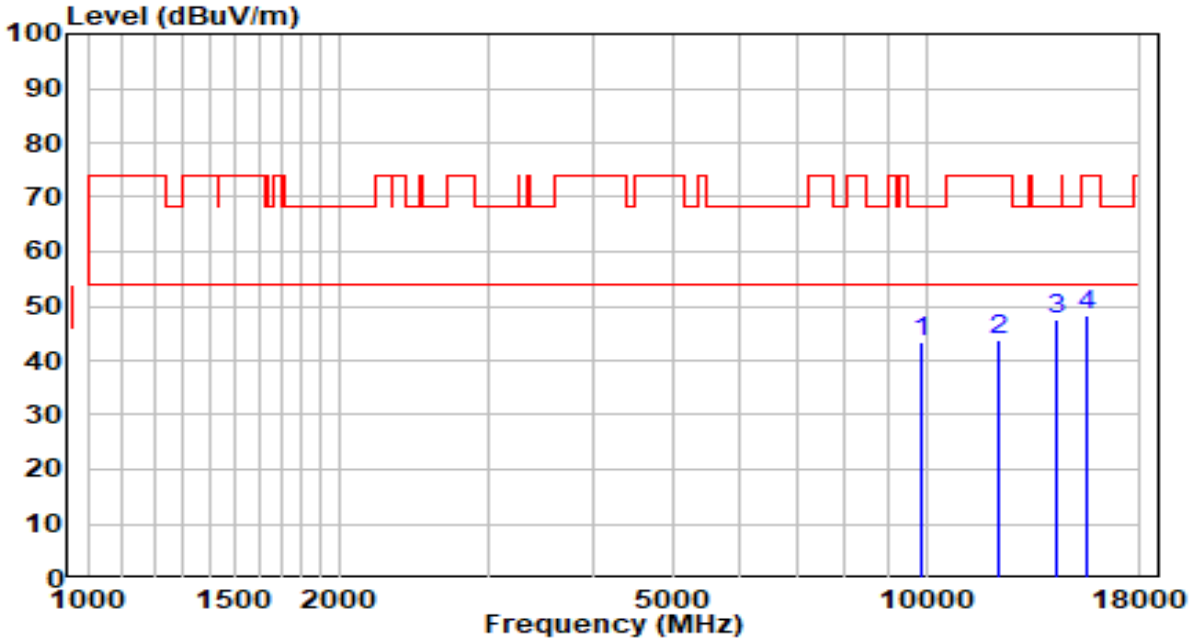

No		Frequency (MHz)	Reading (dBuV)	C.F (dB/m)	Measurement (dBuV/m)	Margin (dB)	Limit (dBuV/m)	Remark (QP/PK/AV)
1		9874.000	27.21	16.35	43.56	-24.64	68.20	Peak
2		12211.500	24.94	18.70	43.64	-30.36	74.00	Peak
3	*	14328.000	24.97	22.44	47.41	-20.79	68.20	Peak
4		15543.500	26.99	21.24	48.23	-25.77	74.00	Peak

Note:

1. " *", means this data is the worst emission level.
2. C.F (Correction Factor) = Antenna Factor (dB/m) + Cable Loss (dB)– Preamplifier(dB).
3. Measurement(dBuV/m) = Reading(dBuV) + C.F (Correction Factor).

EUT	AXE5400 Tri-Band Wi-Fi 6E Router	Date of Test	2021-10-21
Factor	BBHA 9120D (1GHz~18GHz)	Temp. / Humidity	23°C/54%
Polarity	Vertical	Site / Test Engineer	AC1 / Jay
Test Mode	Transmit at 5510MHz by 802.11ac-VHT40	Test Voltage	AC 120V/60Hz

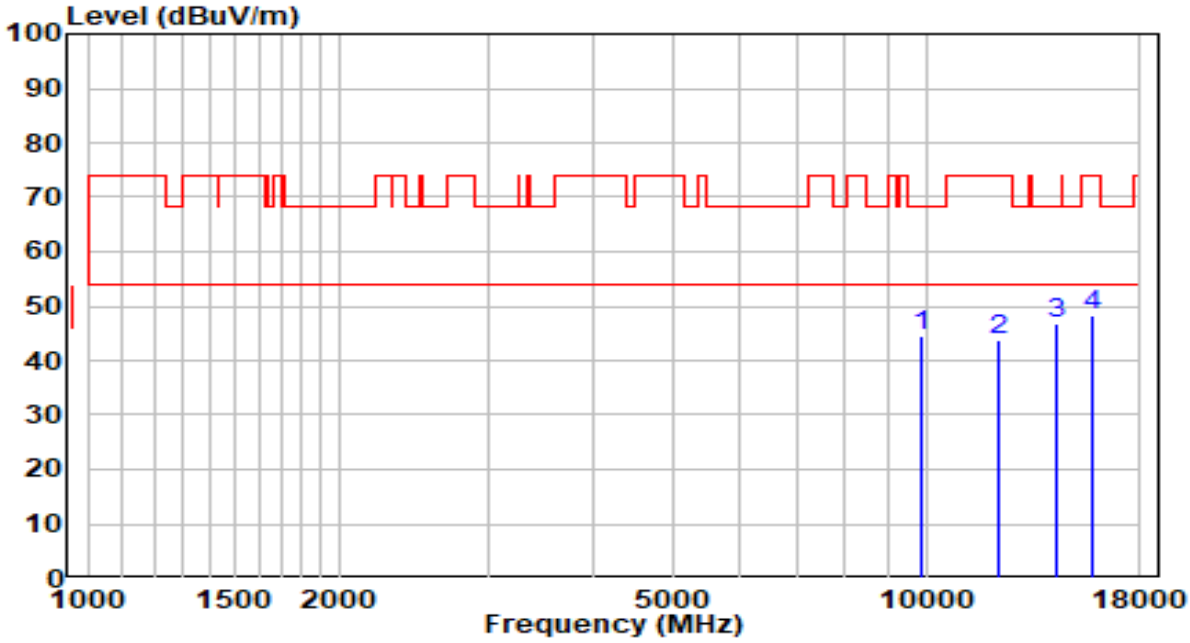

No		Frequency (MHz)	Reading (dBuV)	C.F (dB/m)	Measurement (dBuV/m)	Margin (dB)	Limit (dBuV/m)	Remark (QP/PK/AV)
1		9848.500	28.06	16.31	44.37	-23.83	68.20	Peak
2		12211.500	25.05	18.70	43.75	-30.25	74.00	Peak
3	*	14328.000	24.53	22.44	46.97	-21.23	68.20	Peak
4		15790.000	27.76	20.63	48.39	-25.61	74.00	Peak

Note:

1. " *", means this data is the worst emission level.
2. C.F (Correction Factor) = Antenna Factor (dB/m) + Cable Loss (dB)– Preamplifier(dB).
3. Measurement(dBuV/m) = Reading(dBuV) + C.F (Correction Factor).

EUT	AXE5400 Tri-Band Wi-Fi 6E Router	Date of Test	2021-10-21
Factor	BBHA 9120D (1GHz~18GHz)	Temp. / Humidity	23°C/54%
Polarity	Horizontal	Site / Test Engineer	AC1 / Jay
Test Mode	Transmit at 5550MHz by 802.11ac-VHT40	Test Voltage	AC 120V/60Hz

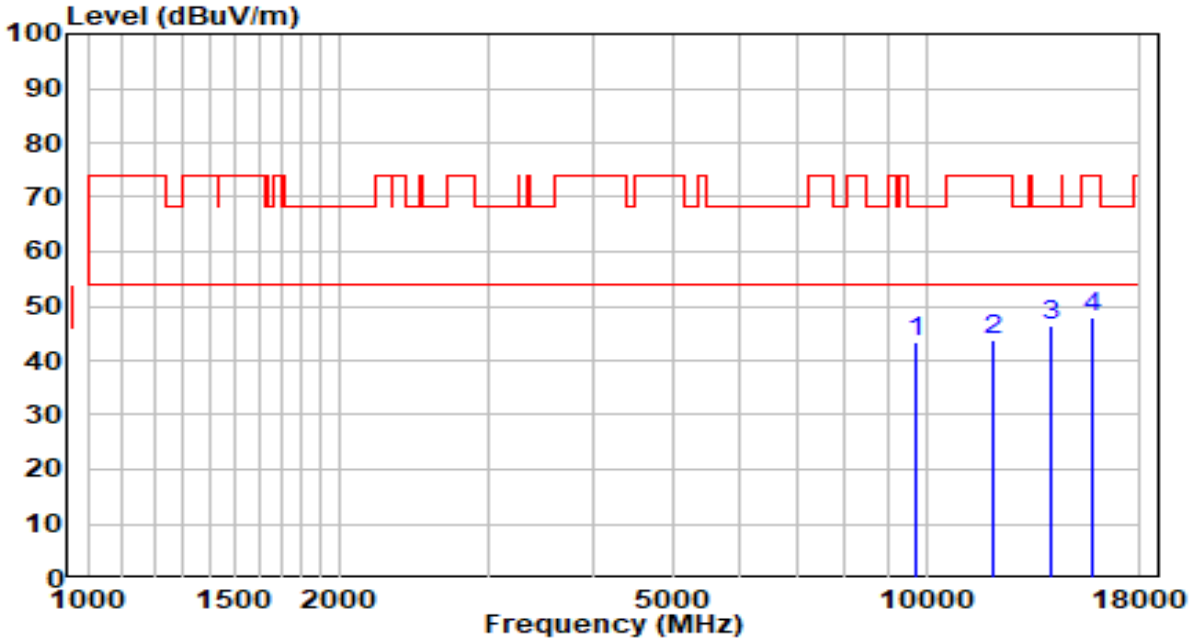

No		Frequency (MHz)	Reading (dBuV)	C.F (dB/m)	Measurement (dBuV/m)	Margin (dB)	Limit (dBuV/m)	Remark (QP/PK/AV)
1		9721.000	27.19	16.09	43.28	-24.92	68.20	Peak
2		12024.500	24.94	18.89	43.83	-30.17	74.00	Peak
3	*	14047.500	23.86	22.42	46.28	-21.92	68.20	Peak
4		15756.000	27.24	20.72	47.96	-26.04	74.00	Peak

Note:

1. " *", means this data is the worst emission level.
2. C.F (Correction Factor) = Antenna Factor (dB/m) + Cable Loss (dB)– Preamplifier(dB).
3. Measurement(dBuV/m) = Reading(dBuV) + C.F (Correction Factor).

EUT	AXE5400 Tri-Band Wi-Fi 6E Router	Date of Test	2021-10-21
Factor	BBHA 9120D (1GHz~18GHz)	Temp. / Humidity	23°C/54%
Polarity	Vertical	Site / Test Engineer	AC1 / Jay
Test Mode	Transmit at 5550MHz by 802.11ac-VHT40	Test Voltage	AC 120V/60Hz

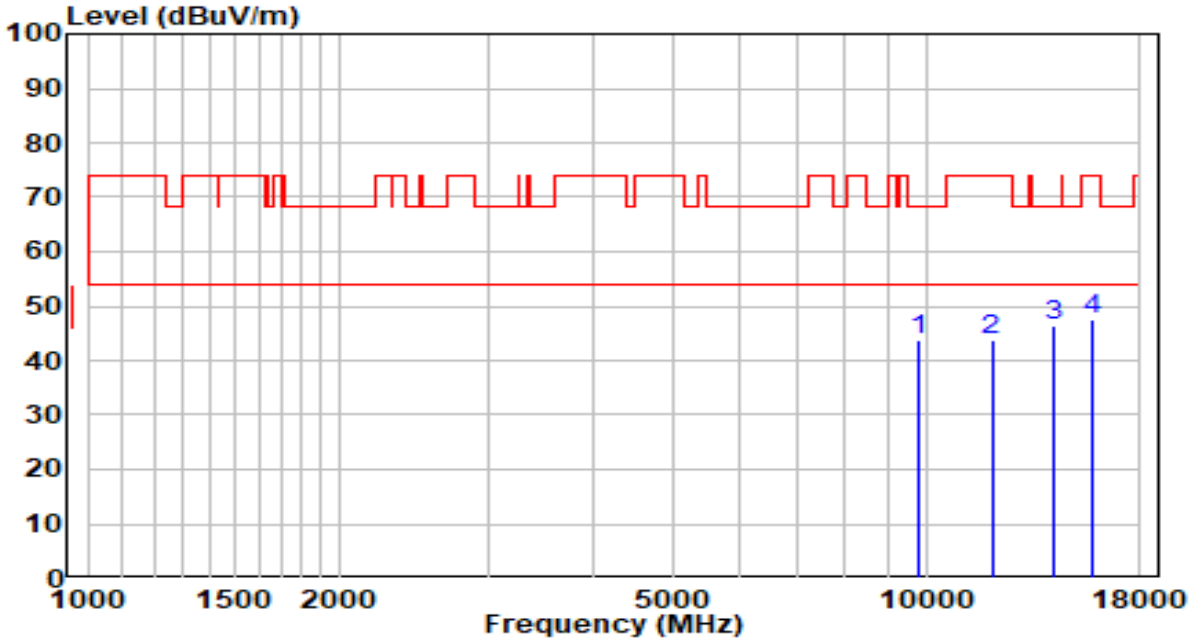

No		Frequency (MHz)	Reading (dBuV)	C.F (dB/m)	Measurement (dBuV/m)	Margin (dB)	Limit (dBuV/m)	Remark (QP/PK/AV)
1		9823.000	27.35	16.26	43.61	-24.59	68.20	Peak
2		11973.500	24.75	18.98	43.73	-30.27	74.00	Peak
3	*	14243.000	23.88	22.44	46.32	-21.88	68.20	Peak
4		15815.500	27.16	20.57	47.73	-26.27	74.00	Peak

Note:

1. " *", means this data is the worst emission level.
2. C.F (Correction Factor) = Antenna Factor (dB/m) + Cable Loss (dB)– Preamplifier(dB).
3. Measurement(dBuV/m) = Reading(dBuV) + C.F (Correction Factor).

EUT	AXE5400 Tri-Band Wi-Fi 6E Router	Date of Test	2021-10-21
Factor	BBHA 9120D (1GHz~18GHz)	Temp. / Humidity	23°C/54%
Polarity	Horizontal	Site / Test Engineer	AC1 / Jay
Test Mode	Transmit at 5670MHz by 802.11ac-VHT40	Test Voltage	AC 120V/60Hz

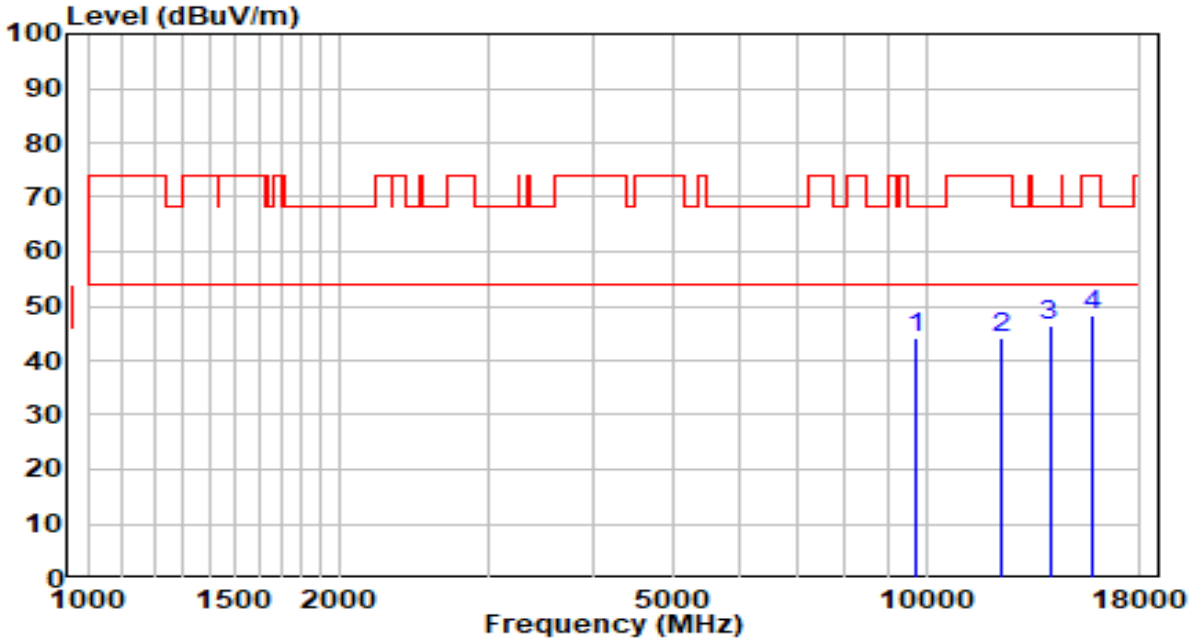

No		Frequency (MHz)	Reading (dBuV)	C.F (dB/m)	Measurement (dBuV/m)	Margin (dB)	Limit (dBuV/m)	Remark (QP/PK/AV)
1		9738.000	27.86	16.12	43.98	-24.22	68.20	Peak
2		12296.500	25.56	18.61	44.17	-29.83	74.00	Peak
3	*	14039.000	24.00	22.42	46.42	-21.78	68.20	Peak
4		15773.000	27.58	20.67	48.25	-25.75	74.00	Peak

Note:

1. " *", means this data is the worst emission level.
2. C.F (Correction Factor) = Antenna Factor (dB/m) + Cable Loss (dB)– Preamplifier(dB).
3. Measurement(dBuV/m) = Reading(dBuV) + C.F (Correction Factor).

EUT	AXE5400 Tri-Band Wi-Fi 6E Router	Date of Test	2021-10-21
Factor	BBHA 9120D (1GHz~18GHz)	Temp. / Humidity	23°C/54%
Polarity	Vertical	Site / Test Engineer	AC1 / Jay
Test Mode	Transmit at 5670MHz by 802.11ac-VHT40	Test Voltage	AC 120V/60Hz

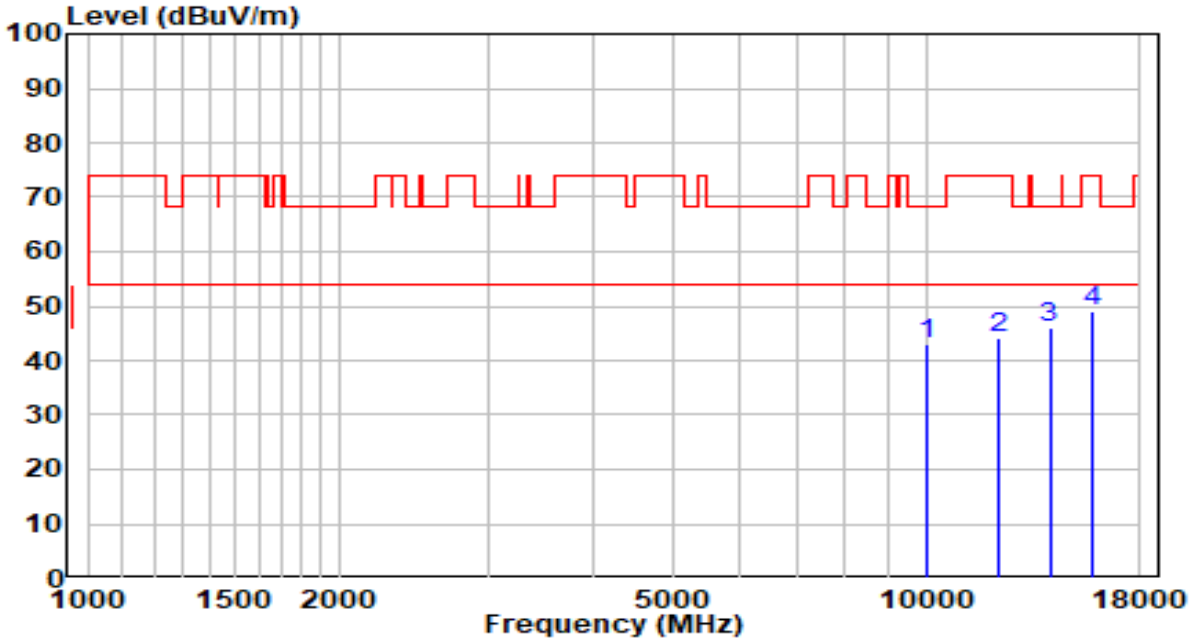

No		Frequency (MHz)	Reading (dBuV)	C.F (dB/m)	Measurement (dBuV/m)	Margin (dB)	Limit (dBuV/m)	Remark (QP/PK/AV)
1		10010.000	26.55	16.60	43.15	-25.05	68.20	Peak
2		12245.500	25.58	18.67	44.25	-29.75	74.00	Peak
3	*	14039.000	23.44	22.42	45.86	-22.34	68.20	Peak
4		15747.500	28.24	20.74	48.98	-25.02	74.00	Peak

Note:

1. " *", means this data is the worst emission level.
2. C.F (Correction Factor) = Antenna Factor (dB/m) + Cable Loss (dB)– Preamplifier(dB).
3. Measurement(dBuV/m) = Reading(dBuV) + C.F (Correction Factor).

EUT	AXE5400 Tri-Band Wi-Fi 6E Router	Date of Test	2021-10-21
Factor	BBHA 9120D (1GHz~18GHz)	Temp. / Humidity	23°C/54%
Polarity	Horizontal	Site / Test Engineer	AC1 / Jay
Test Mode	Transmit at 5710MHz by 802.11ac-VHT40	Test Voltage	AC 120V/60Hz

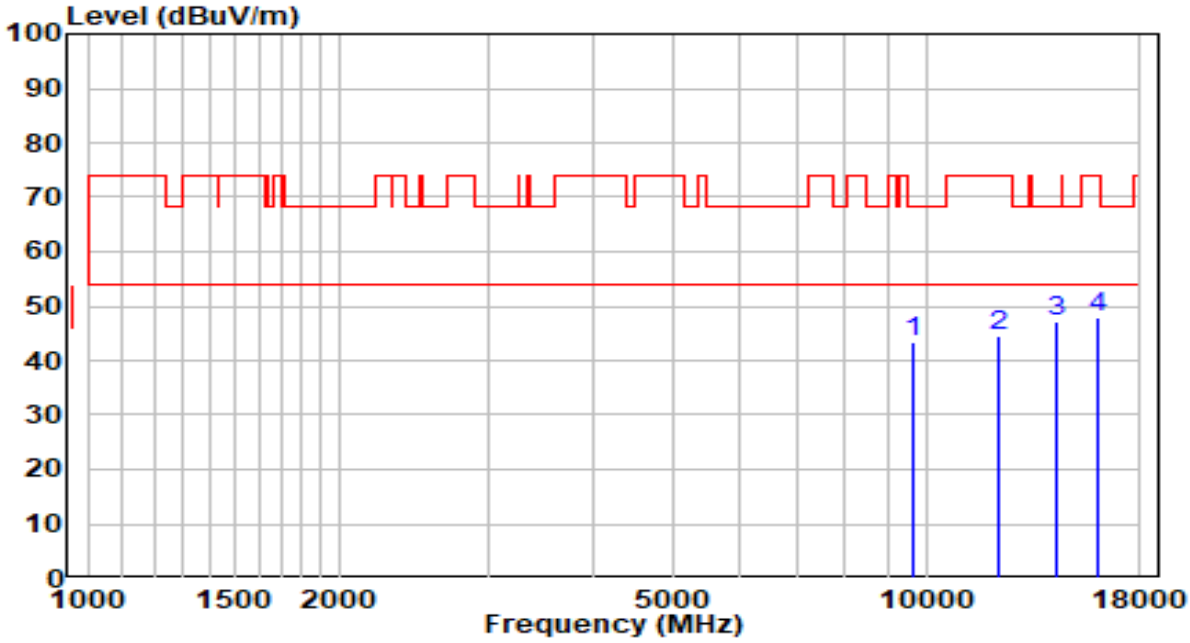

No		Frequency (MHz)	Reading (dBuV)	C.F (dB/m)	Measurement (dBuV/m)	Margin (dB)	Limit (dBuV/m)	Remark (QP/PK/AV)
1		9653.000	27.24	15.98	43.22	-24.98	68.20	Peak
2		12203.000	25.97	18.71	44.68	-29.32	74.00	Peak
3	*	14260.000	24.72	22.44	47.16	-21.04	68.20	Peak
4		16002.500	27.78	20.12	47.90	-26.10	74.00	Peak

Note:

1. " *", means this data is the worst emission level.
2. C.F (Correction Factor) = Antenna Factor (dB/m) + Cable Loss (dB)– Preamplifier(dB).
3. Measurement(dBuV/m) = Reading(dBuV) + C.F (Correction Factor).

EUT	AXE5400 Tri-Band Wi-Fi 6E Router	Date of Test	2021-10-21
Factor	BBHA 9120D (1GHz~18GHz)	Temp. / Humidity	23°C/54%
Polarity	Vertical	Site / Test Engineer	AC1 / Jay
Test Mode	Transmit at 5710MHz by 802.11ac-VHT40	Test Voltage	AC 120V/60Hz

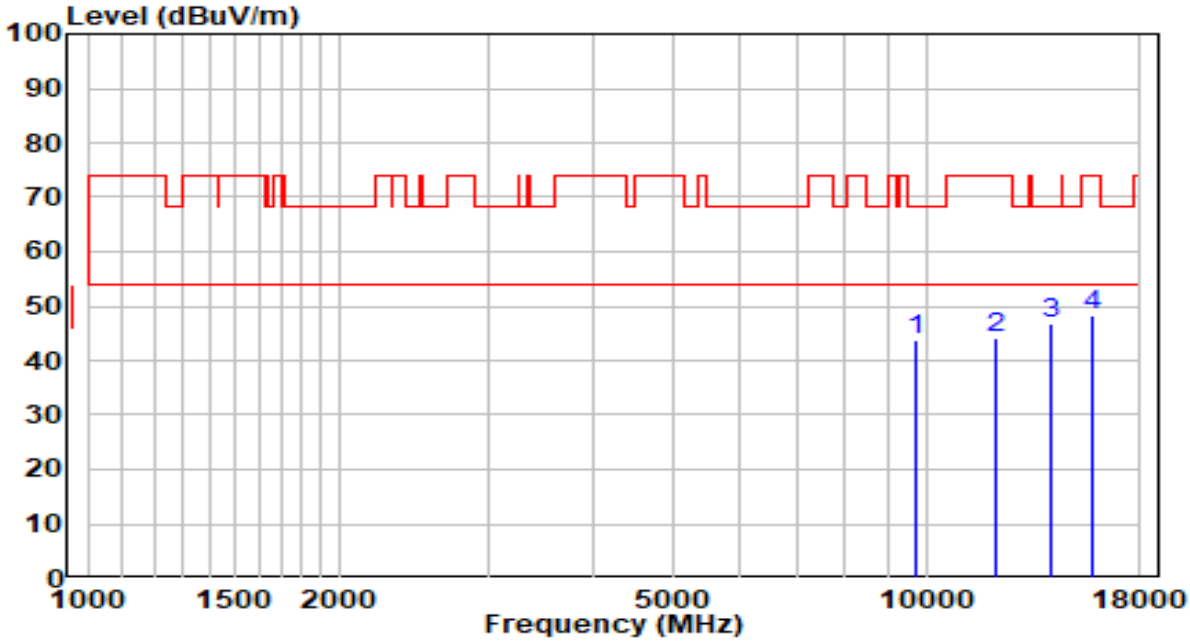

No		Frequency (MHz)	Reading (dBuV)	C.F (dB/m)	Measurement (dBuV/m)	Margin (dB)	Limit (dBuV/m)	Remark (QP/PK/AV)
1		9695.500	27.69	16.05	43.74	-24.46	68.20	Peak
2		12075.500	25.13	18.84	43.97	-30.03	74.00	Peak
3	*	14115.500	24.39	22.43	46.82	-21.38	68.20	Peak
4		15764.500	27.46	20.69	48.15	-25.85	74.00	Peak

Note:

1. " *", means this data is the worst emission level.
2. C.F (Correction Factor) = Antenna Factor (dB/m) + Cable Loss (dB)– Preamplifier(dB).
3. Measurement(dBuV/m) = Reading(dBuV) + C.F (Correction Factor).

EUT	AXE5400 Tri-Band Wi-Fi 6E Router	Date of Test	2021-10-21
Factor	BBHA 9120D (1GHz~18GHz)	Temp. / Humidity	23°C/54%
Polarity	Horizontal	Site / Test Engineer	AC1 / Jay
Test Mode	Transmit at 5755MHz by 802.11ac-VHT40	Test Voltage	AC 120V/60Hz

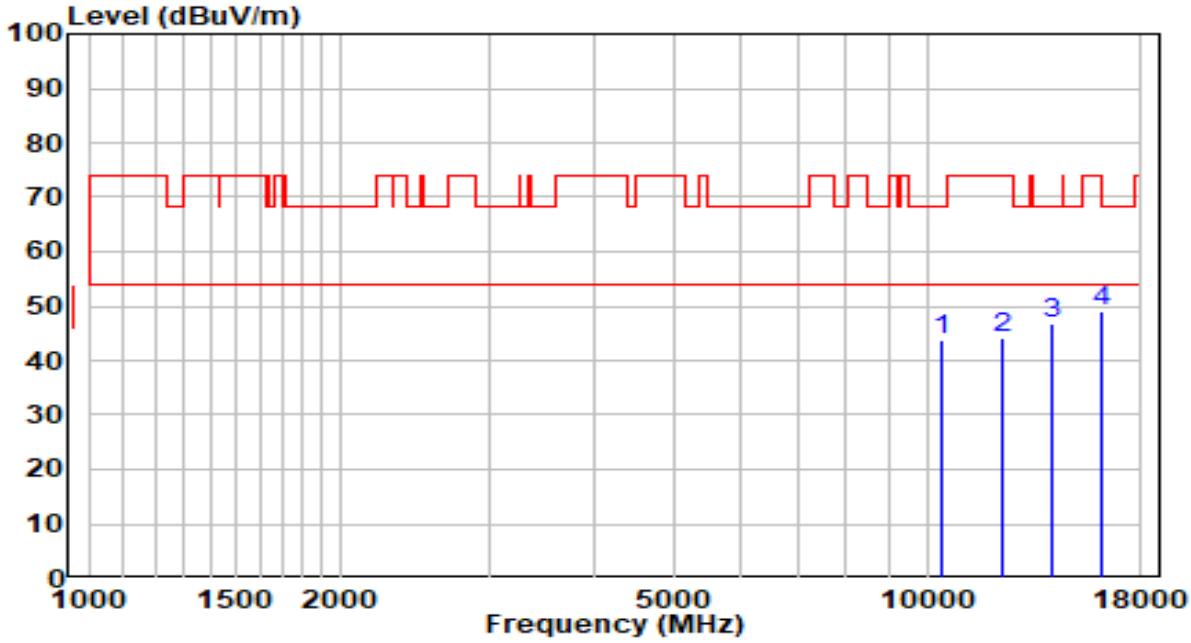

No		Frequency (MHz)	Reading (dBuV)	C.F (dB/m)	Measurement (dBuV/m)	Margin (dB)	Limit (dBuV/m)	Remark (QP/PK/AV)
1		10375.500	25.88	18.07	43.95	-24.25	68.20	Peak
2		12288.000	25.35	18.62	43.97	-30.03	74.00	Peak
3	*	14132.500	24.18	22.43	46.61	-21.59	68.20	Peak
4		16096.000	28.55	20.33	48.88	-25.12	74.00	Peak

Note:

1. " *", means this data is the worst emission level.
2. C.F (Correction Factor) = Antenna Factor (dB/m) + Cable Loss (dB)– Preamplifier(dB).
3. Measurement(dBuV/m) = Reading(dBuV) + C.F (Correction Factor).

EUT	AXE5400 Tri-Band Wi-Fi 6E Router	Date of Test	2021-10-21
Factor	BBHA 9120D (1GHz~18GHz)	Temp. / Humidity	23°C/54%
Polarity	Vertical	Site / Test Engineer	AC1 / Jay
Test Mode	Transmit at 5755MHz by 802.11ac-VHT40	Test Voltage	AC 120V/60Hz

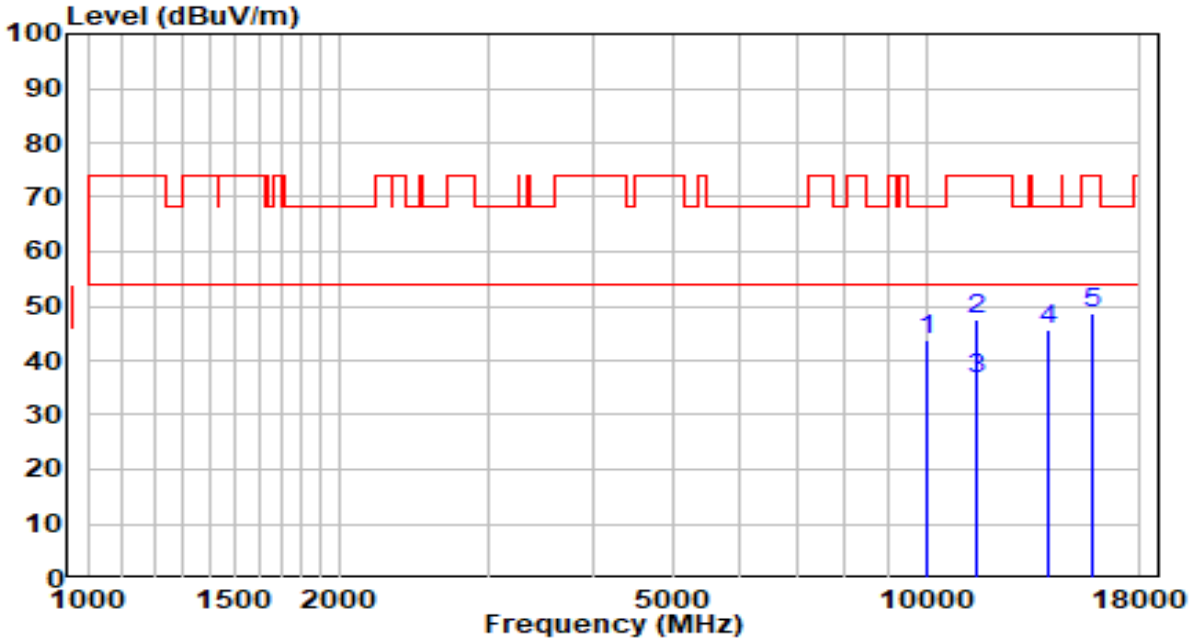

No		Frequency (MHz)	Reading (dBuV)	C.F (dB/m)	Measurement (dBuV/m)	Margin (dB)	Limit (dBuV/m)	Remark (QP/PK/AV)
1		10001.500	27.02	16.57	43.59	-24.61	68.20	Peak
2		11506.000	27.43	20.04	47.47	-26.53	74.00	Peak
3	*	11506.000	16.47	20.04	36.51	-17.49	54.00	Average
4		14022.000	23.31	22.42	45.73	-22.47	68.20	Peak
5		15756.000	28.09	20.72	48.81	-25.19	74.00	Peak

Note:

1. " *", means this data is the worst emission level.
2. C.F (Correction Factor) = Antenna Factor (dB/m) + Cable Loss (dB)– Preamplifier(dB).
3. Measurement(dBuV/m) = Reading(dBuV) + C.F (Correction Factor).

EUT	AXE5400 Tri-Band Wi-Fi 6E Router	Date of Test	2021-10-21
Factor	BBHA 9120D (1GHz~18GHz)	Temp. / Humidity	23°C/54%
Polarity	Horizontal	Site / Test Engineer	AC1 / Jay
Test Mode	Transmit at 5795MHz by 802.11ac-VHT40	Test Voltage	AC 120V/60Hz

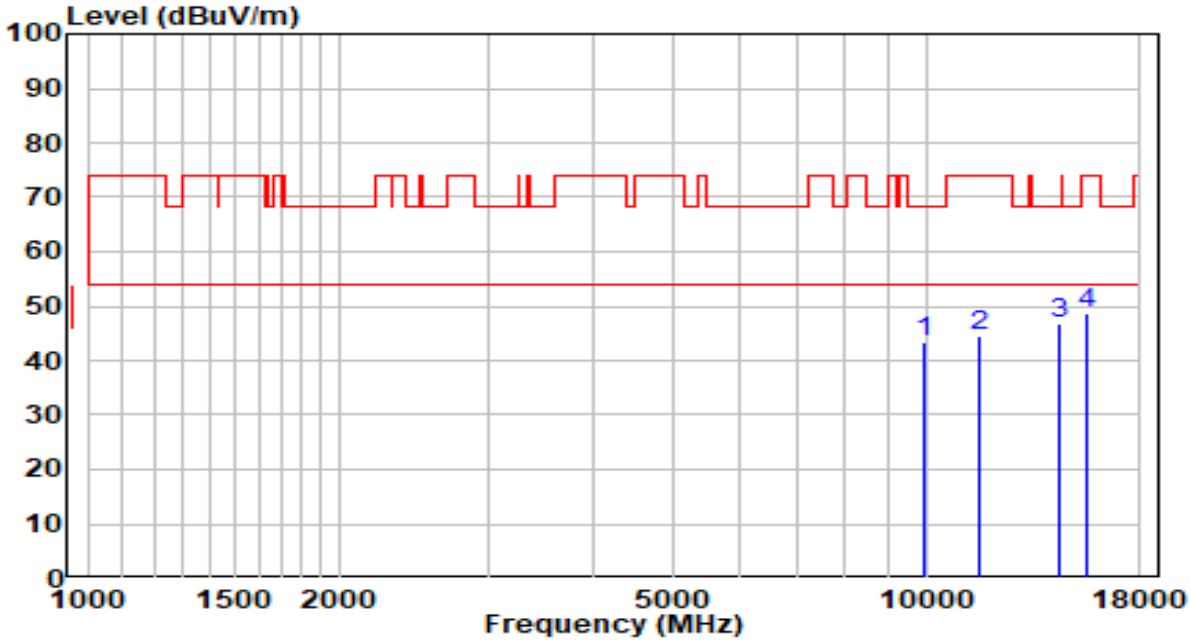

No		Frequency (MHz)	Reading (dBuV)	C.F (dB/m)	Measurement (dBuV/m)	Margin (dB)	Limit (dBuV/m)	Remark (QP/PK/AV)
1		9925.000	26.87	16.43	43.30	-24.90	68.20	Peak
2		11574.000	24.76	19.88	44.64	-29.36	74.00	Peak
3	*	14379.000	24.36	22.45	46.81	-21.39	68.20	Peak
4		15560.500	27.47	21.20	48.67	-25.33	74.00	Peak

Note:

1. " *", means this data is the worst emission level.
2. C.F (Correction Factor) = Antenna Factor (dB/m) + Cable Loss (dB)– Preamplifier(dB).
3. Measurement(dBuV/m) = Reading(dBuV) + C.F (Correction Factor).

EUT	AXE5400 Tri-Band Wi-Fi 6E Router	Date of Test	2021-10-21
Factor	BBHA 9120D (1GHz~18GHz)	Temp. / Humidity	23°C/54%
Polarity	Vertical	Site / Test Engineer	AC1 / Jay
Test Mode	Transmit at 5795MHz by 802.11ac-VHT40	Test Voltage	AC 120V/60Hz

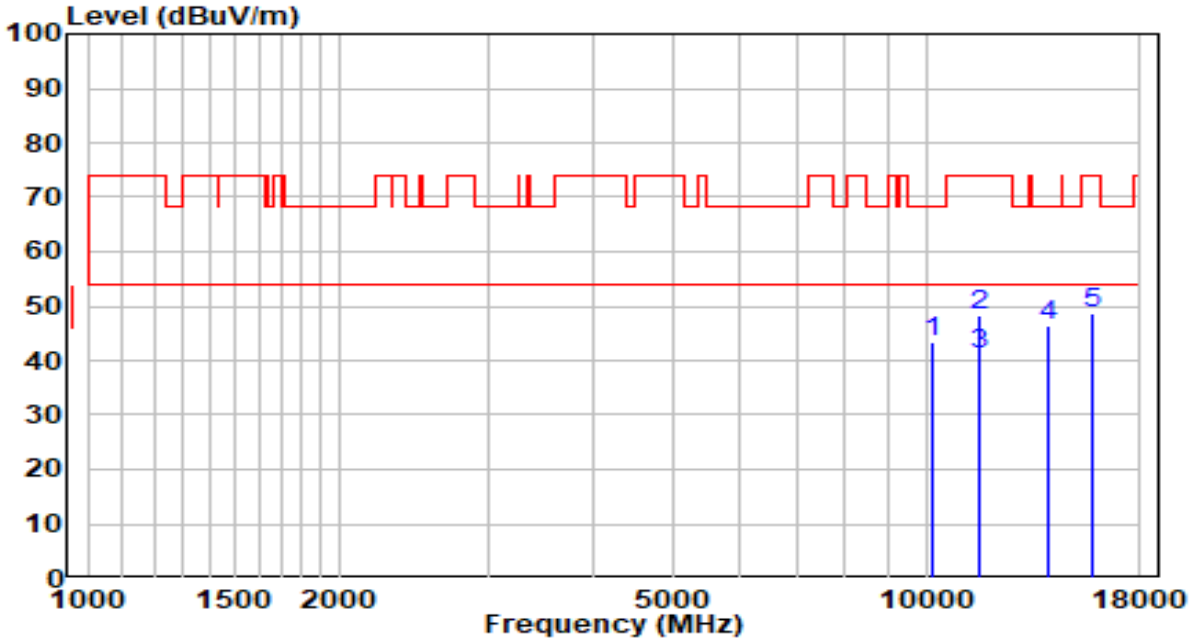

No		Frequency (MHz)	Reading (dBuV)	C.F (dB/m)	Measurement (dBuV/m)	Margin (dB)	Limit (dBuV/m)	Remark (QP/PK/AV)
1		10180.000	25.99	17.28	43.27	-24.93	68.20	Peak
2		11591.000	28.38	19.84	48.22	-25.78	74.00	Peak
3	*	11591.000	21.38	19.84	41.22	-12.78	54.00	Average
4		14005.000	23.86	22.42	46.28	-21.92	68.20	Peak
5		15841.000	28.30	20.50	48.80	-25.20	74.00	Peak

Note:

1. " *", means this data is the worst emission level.
2. C.F (Correction Factor) = Antenna Factor (dB/m) + Cable Loss (dB)– Preamplifier(dB).
3. Measurement(dBuV/m) = Reading(dBuV) + C.F (Correction Factor).

EUT	AXE5400 Tri-Band Wi-Fi 6E Router	Date of Test	2021-10-21
Factor	BBHA 9120D (1GHz~18GHz)	Temp. / Humidity	23°C/54%
Polarity	Horizontal	Site / Test Engineer	AC1 / Jay
Test Mode	Transmit at 5210MHz by 802.11ac-VHT80	Test Voltage	AC 120V/60Hz

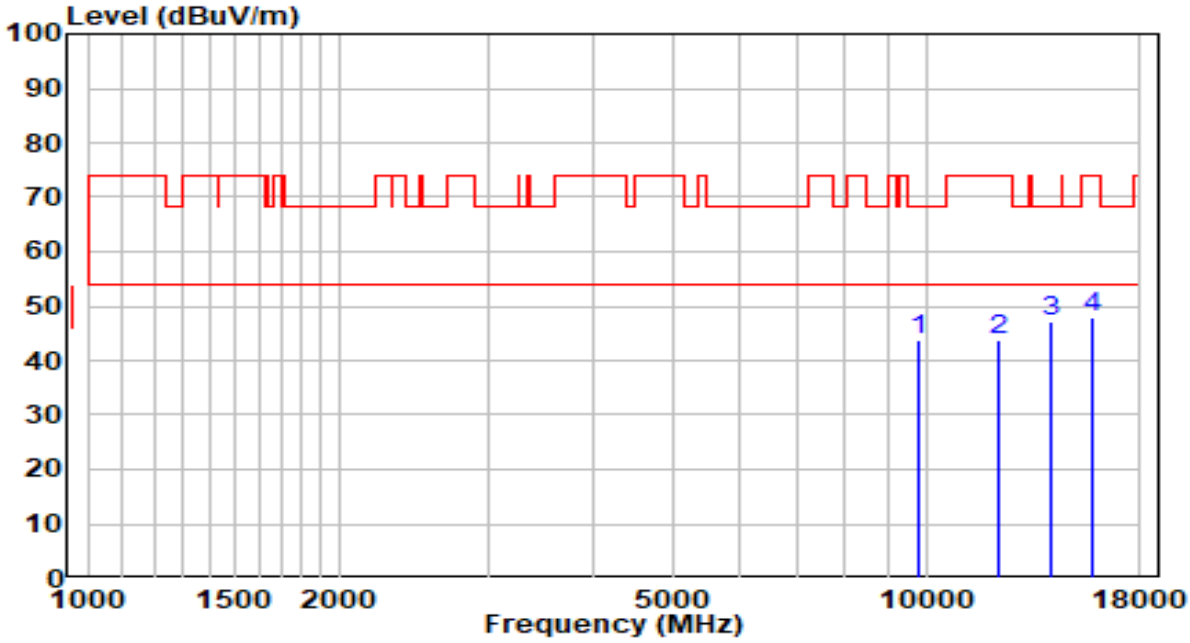

No		Frequency (MHz)	Reading (dBuV)	C.F (dB/m)	Measurement (dBuV/m)	Margin (dB)	Limit (dBuV/m)	Remark (QP/PK/AV)
1		9780.500	27.70	16.19	43.89	-24.31	68.20	Peak
2		12177.500	25.16	18.74	43.90	-30.10	74.00	Peak
3	*	14132.500	24.62	22.43	47.05	-21.15	68.20	Peak
4		15781.500	27.45	20.65	48.10	-25.90	74.00	Peak

Note:

1. " *", means this data is the worst emission level.
2. C.F (Correction Factor) = Antenna Factor (dB/m) + Cable Loss (dB)– Preamplifier(dB).
3. Measurement(dBuV/m) = Reading(dBuV) + C.F (Correction Factor).

EUT	AXE5400 Tri-Band Wi-Fi 6E Router	Date of Test	2021-10-21
Factor	BBHA 9120D (1GHz~18GHz)	Temp. / Humidity	23°C/54%
Polarity	Vertical	Site / Test Engineer	AC1 / Jay
Test Mode	Transmit at 5210MHz by 802.11ac-VHT80	Test Voltage	AC 120V/60Hz

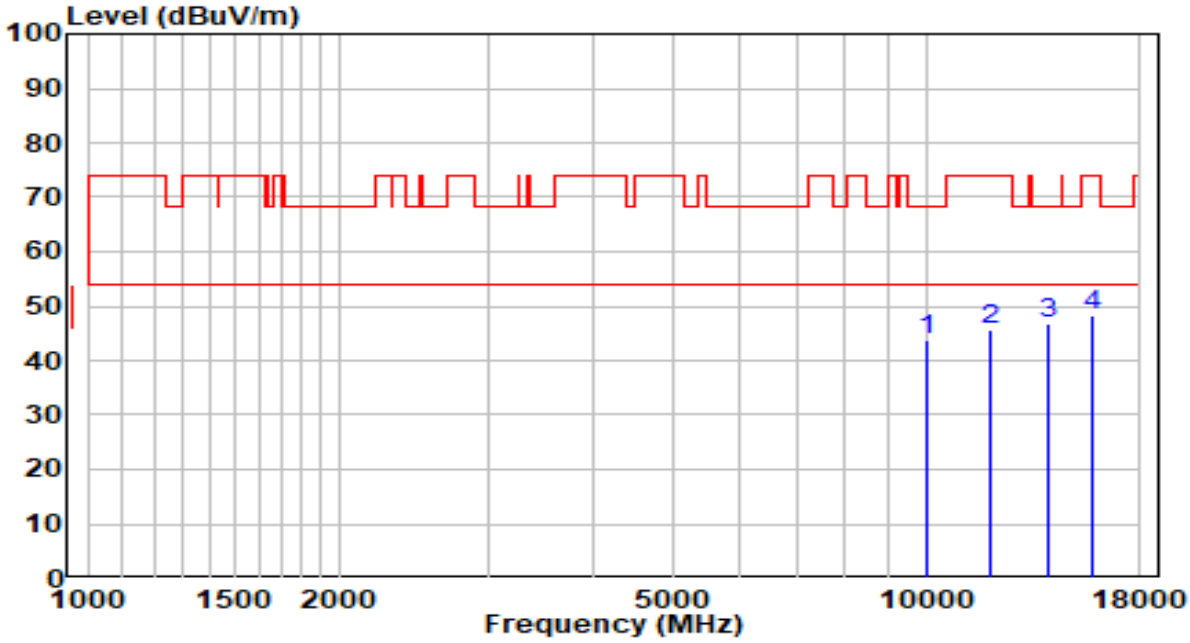

No		Frequency (MHz)	Reading (dBuV)	C.F (dB/m)	Measurement (dBuV/m)	Margin (dB)	Limit (dBuV/m)	Remark (QP/PK/AV)
1		10018.500	27.27	16.63	43.90	-24.30	68.20	Peak
2		11948.000	26.53	19.04	45.57	-28.43	74.00	Peak
3	*	13996.500	24.21	22.42	46.63	-21.57	68.20	Peak
4		15790.000	27.85	20.63	48.48	-25.52	74.00	Peak

Note:

1. " *", means this data is the worst emission level.
2. C.F (Correction Factor) = Antenna Factor (dB/m) + Cable Loss (dB)– Preamplifier(dB).
3. Measurement(dBuV/m) = Reading(dBuV) + C.F (Correction Factor).

EUT	AXE5400 Tri-Band Wi-Fi 6E Router	Date of Test	2021-10-21
Factor	BBHA 9120D (1GHz~18GHz)	Temp. / Humidity	23°C/54%
Polarity	Horizontal	Site / Test Engineer	AC1 / Jay
Test Mode	Transmit at 5290MHz by 802.11ac-VHT80	Test Voltage	AC 120V/60Hz

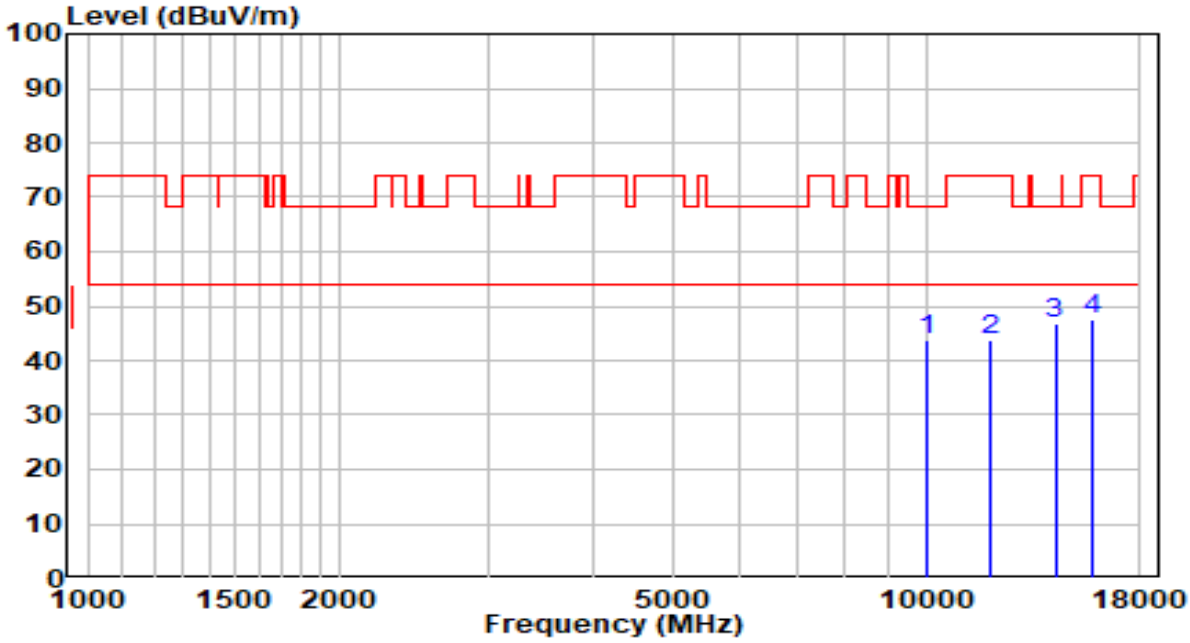

No		Frequency (MHz)	Reading (dBuV)	C.F (dB/m)	Measurement (dBuV/m)	Margin (dB)	Limit (dBuV/m)	Remark (QP/PK/AV)
1		9993.000	27.15	16.55	43.70	-24.50	68.20	Peak
2		11948.000	24.87	19.04	43.91	-30.09	74.00	Peak
3	*	14251.500	24.32	22.44	46.76	-21.44	68.20	Peak
4		15773.000	26.89	20.67	47.56	-26.44	74.00	Peak

Note:

1. " *", means this data is the worst emission level.
2. C.F (Correction Factor) = Antenna Factor (dB/m) + Cable Loss (dB)– Preamplifier(dB).
3. Measurement(dBuV/m) = Reading(dBuV) + C.F (Correction Factor).

EUT	AXE5400 Tri-Band Wi-Fi 6E Router	Date of Test	2021-10-21
Factor	BBHA 9120D (1GHz~18GHz)	Temp. / Humidity	23°C/54%
Polarity	Vertical	Site / Test Engineer	AC1 / Jay
Test Mode	Transmit at 5290MHz by 802.11ac-VHT80	Test Voltage	AC 120V/60Hz

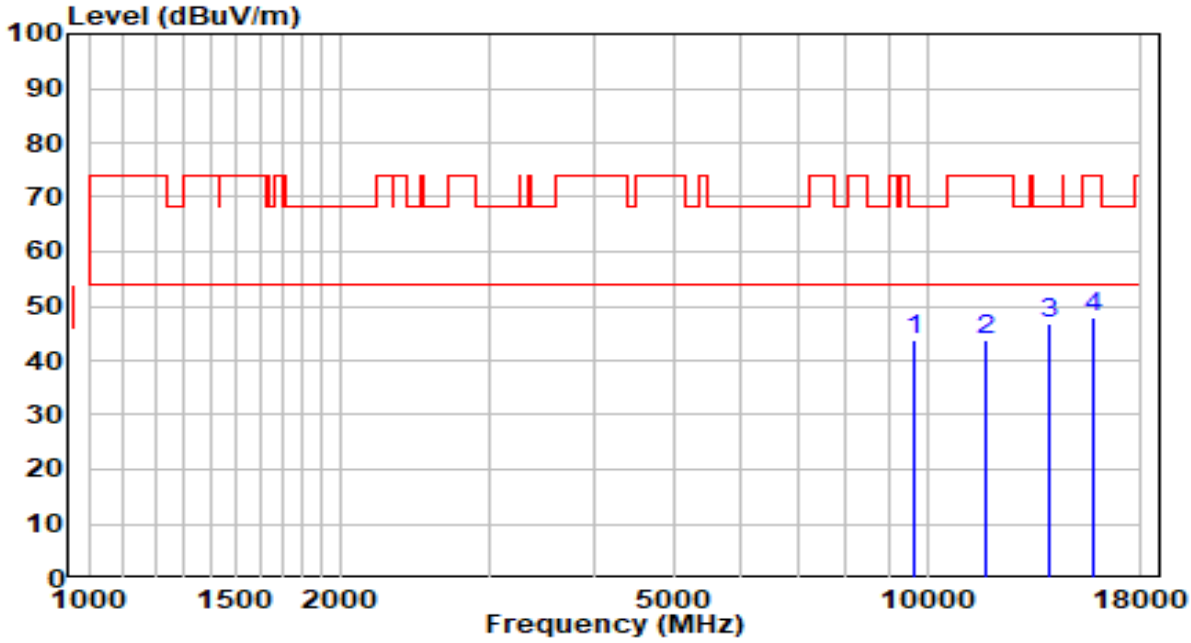

No		Frequency (MHz)	Reading (dBuV)	C.F (dB/m)	Measurement (dBuV/m)	Margin (dB)	Limit (dBuV/m)	Remark (QP/PK/AV)
1		9619.000	27.67	15.92	43.59	-24.61	68.20	Peak
2		11752.500	24.40	19.48	43.88	-30.12	74.00	Peak
3	*	14030.500	24.20	22.42	46.62	-21.58	68.20	Peak
4		15832.500	27.28	20.53	47.81	-26.19	74.00	Peak

Note:

1. " *", means this data is the worst emission level.
2. C.F (Correction Factor) = Antenna Factor (dB/m) + Cable Loss (dB)– Preamplifier(dB).
3. Measurement(dBuV/m) = Reading(dBuV) + C.F (Correction Factor).

EUT	AXE5400 Tri-Band Wi-Fi 6E Router	Date of Test	2021-10-21
Factor	BBHA 9120D (1GHz~18GHz)	Temp. / Humidity	23°C/54%
Polarity	Horizontal	Site / Test Engineer	AC1 / Jay
Test Mode	Transmit at 5530MHz by 802.11ac-VHT80	Test Voltage	AC 120V/60Hz

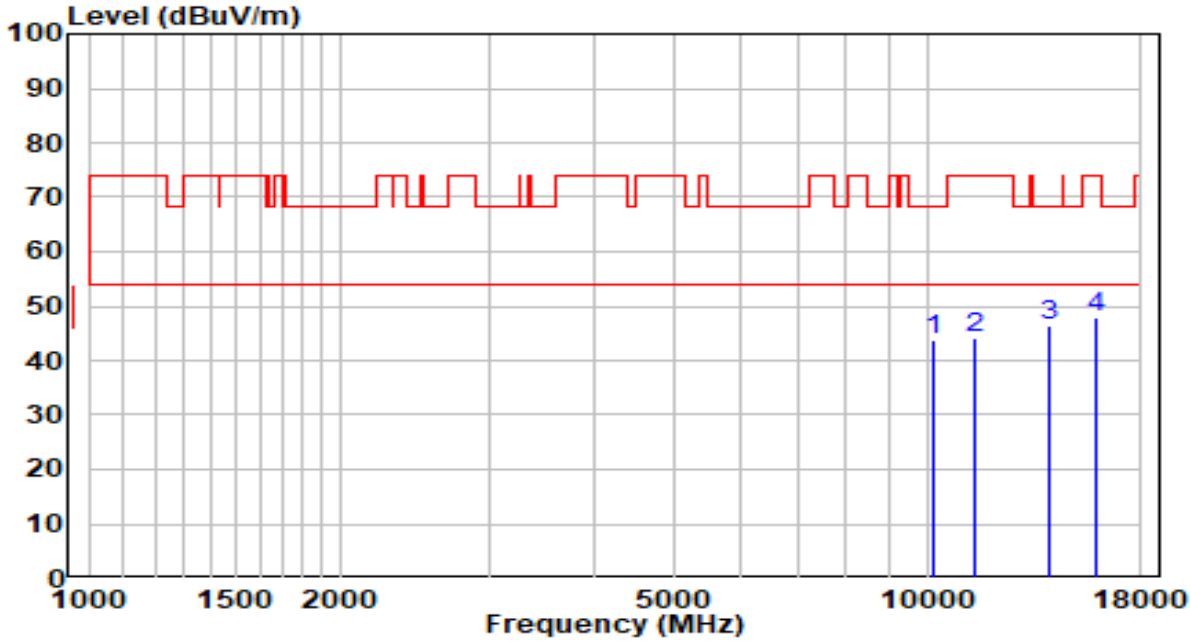

No		Frequency (MHz)	Reading (dBuV)	C.F (dB/m)	Measurement (dBuV/m)	Margin (dB)	Limit (dBuV/m)	Remark (QP/PK/AV)
1		10197.000	26.33	17.35	43.68	-24.52	68.20	Peak
2		11378.500	24.17	19.86	44.03	-29.97	74.00	Peak
3	*	14005.000	24.06	22.42	46.48	-21.72	68.20	Peak
4		15858.000	27.31	20.46	47.77	-26.23	74.00	Peak

Note:

1. " *", means this data is the worst emission level.
2. C.F (Correction Factor) = Antenna Factor (dB/m) + Cable Loss (dB)– Preamplifier(dB).
3. Measurement(dBuV/m) = Reading(dBuV) + C.F (Correction Factor).

EUT	AXE5400 Tri-Band Wi-Fi 6E Router	Date of Test	2021-10-21
Factor	BBHA 9120D (1GHz~18GHz)	Temp. / Humidity	23°C/54%
Polarity	Vertical	Site / Test Engineer	AC1 / Jay
Test Mode	Transmit at 5530MHz by 802.11ac-VHT80	Test Voltage	AC 120V/60Hz

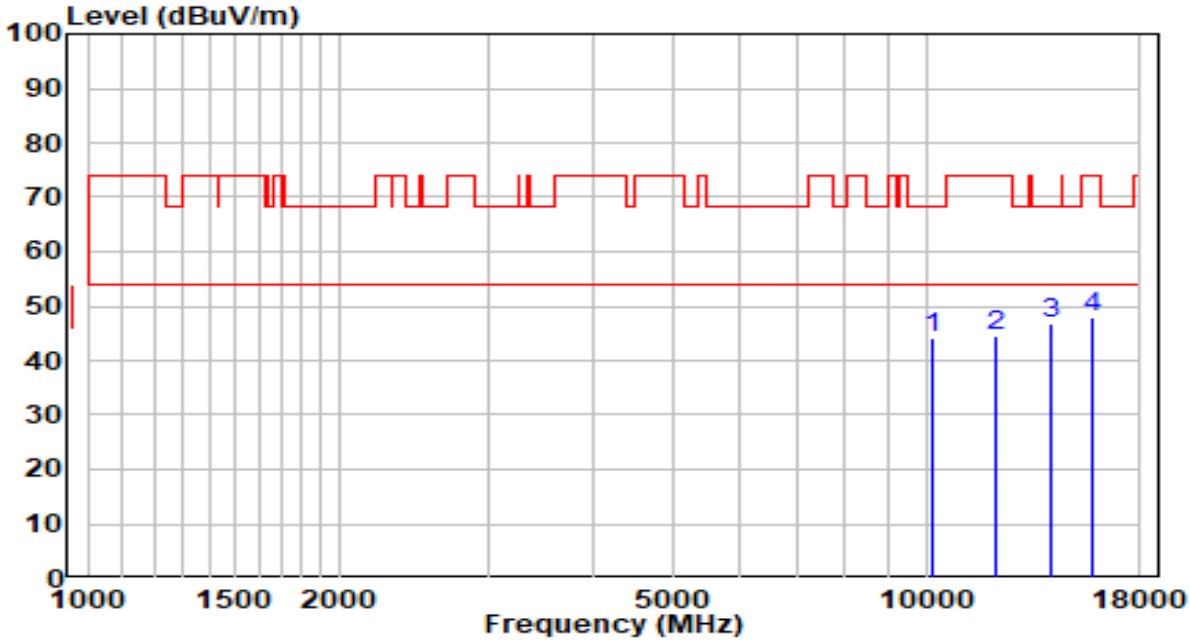

No		Frequency (MHz)	Reading (dBuV)	C.F (dB/m)	Measurement (dBuV/m)	Margin (dB)	Limit (dBuV/m)	Remark (QP/PK/AV)
1		10146.000	27.15	17.15	44.30	-23.90	68.20	Peak
2		12101.000	25.53	18.82	44.35	-29.65	74.00	Peak
3	*	14141.000	24.23	22.43	46.66	-21.54	68.20	Peak
4		15739.000	27.28	20.76	48.04	-25.96	74.00	Peak

Note:

1. " *", means this data is the worst emission level.
2. C.F (Correction Factor) = Antenna Factor (dB/m) + Cable Loss (dB)– Preamplifier(dB).
3. Measurement(dBuV/m) = Reading(dBuV) + C.F (Correction Factor).

EUT	AXE5400 Tri-Band Wi-Fi 6E Router	Date of Test	2021-10-21
Factor	BBHA 9120D (1GHz~18GHz)	Temp. / Humidity	23°C/54%
Polarity	Horizontal	Site / Test Engineer	AC1 / Jay
Test Mode	Transmit at 5610MHz by 802.11ac-VHT80	Test Voltage	AC 120V/60Hz

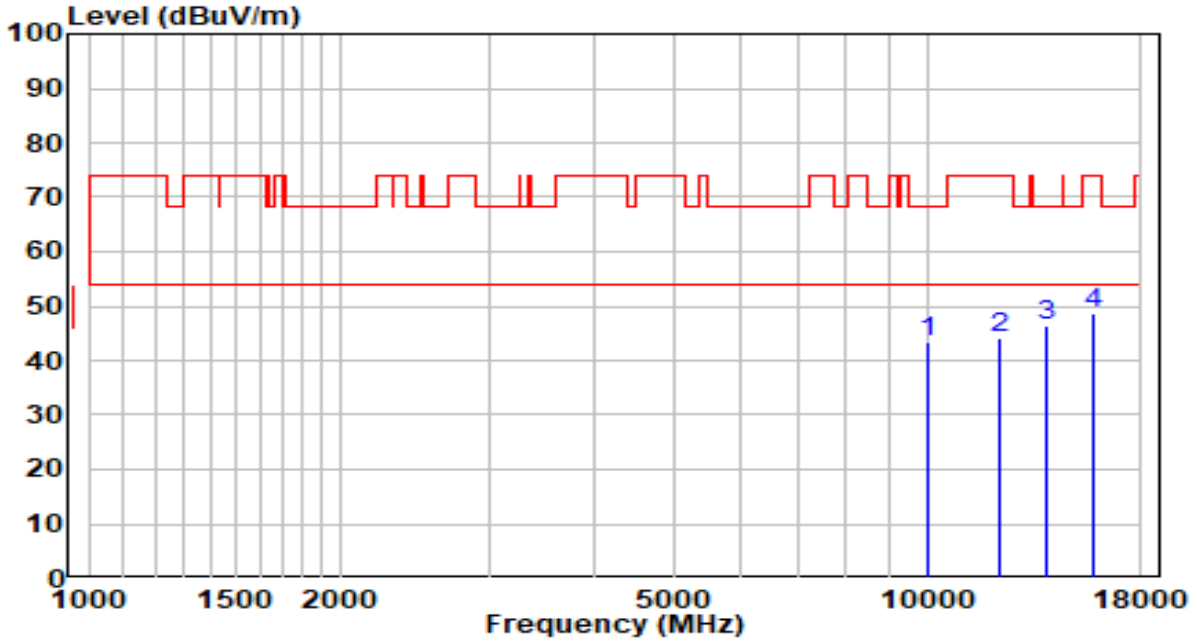

No		Frequency (MHz)	Reading (dBuV)	C.F (dB/m)	Measurement (dBuV/m)	Margin (dB)	Limit (dBuV/m)	Remark (QP/PK/AV)
1		10035.500	26.52	16.70	43.22	-24.98	68.20	Peak
2		12237.000	25.63	18.68	44.31	-29.69	74.00	Peak
3	*	13869.000	24.15	22.27	46.42	-21.78	68.20	Peak
4		15764.500	28.06	20.69	48.75	-25.25	74.00	Peak

Note:

1. " *", means this data is the worst emission level.
2. C.F (Correction Factor) = Antenna Factor (dB/m) + Cable Loss (dB)– Preamplifier(dB).
3. Measurement(dBuV/m) = Reading(dBuV) + C.F (Correction Factor).

EUT	AXE5400 Tri-Band Wi-Fi 6E Router	Date of Test	2021-10-21
Factor	BBHA 9120D (1GHz~18GHz)	Temp. / Humidity	23°C/54%
Polarity	Vertical	Site / Test Engineer	AC1 / Jay
Test Mode	Transmit at 5610MHz by 802.11ac-VHT80	Test Voltage	AC 120V/60Hz

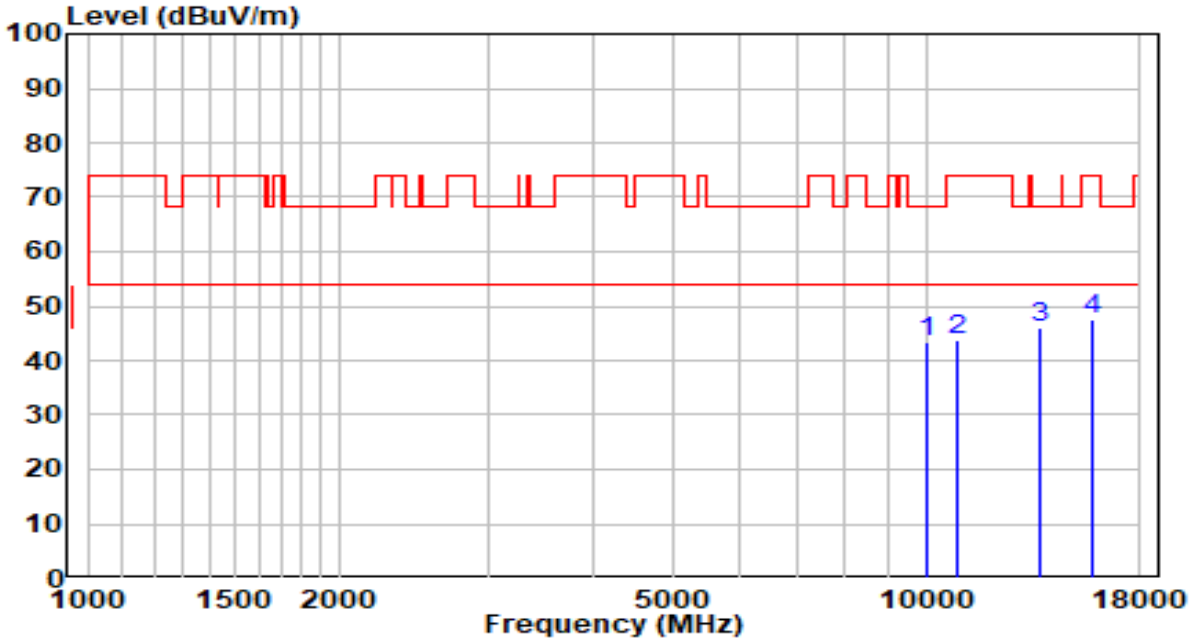

No		Frequency (MHz)	Reading (dBuV)	C.F (dB/m)	Measurement (dBuV/m)	Margin (dB)	Limit (dBuV/m)	Remark (QP/PK/AV)
1		10010.000	26.71	16.60	43.31	-24.89	68.20	Peak
2		10877.000	24.54	19.11	43.65	-30.35	74.00	Peak
3	*	13707.500	23.77	22.09	45.86	-22.34	68.20	Peak
4		15747.500	26.92	20.74	47.66	-26.34	74.00	Peak

Note:

1. " *", means this data is the worst emission level.
2. C.F (Correction Factor) = Antenna Factor (dB/m) + Cable Loss (dB)– Preamplifier(dB).
3. Measurement(dBuV/m) = Reading(dBuV) + C.F (Correction Factor).

EUT	AXE5400 Tri-Band Wi-Fi 6E Router	Date of Test	2021-10-21
Factor	BBHA 9120D (1GHz~18GHz)	Temp. / Humidity	23°C/54%
Polarity	Horizontal	Site / Test Engineer	AC1 / Jay
Test Mode	Transmit at 5690MHz by 802.11ac-VHT80	Test Voltage	AC 120V/60Hz

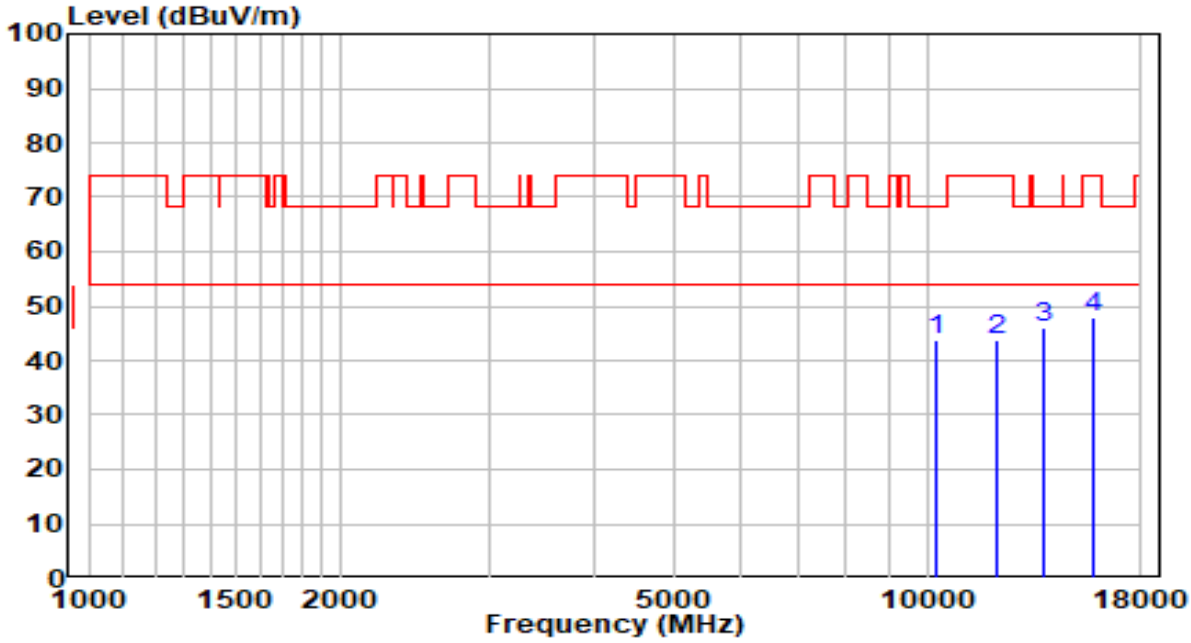

No		Frequency (MHz)	Reading (dBuV)	C.F (dB/m)	Measurement (dBuV/m)	Margin (dB)	Limit (dBuV/m)	Remark (QP/PK/AV)
1		10239.500	26.24	17.52	43.76	-24.44	68.20	Peak
2		12092.500	25.05	18.82	43.87	-30.13	74.00	Peak
3	*	13818.000	24.01	22.21	46.22	-21.98	68.20	Peak
4		15747.500	27.21	20.74	47.95	-26.05	74.00	Peak

Note:

1. " *", means this data is the worst emission level.
2. C.F (Correction Factor) = Antenna Factor (dB/m) + Cable Loss (dB)– Preamplifier(dB).
3. Measurement(dBuV/m) = Reading(dBuV) + C.F (Correction Factor).

EUT	AXE5400 Tri-Band Wi-Fi 6E Router	Date of Test	2021-10-21
Factor	BBHA 9120D (1GHz~18GHz)	Temp. / Humidity	23°C/54%
Polarity	Vertical	Site / Test Engineer	AC1 / Jay
Test Mode	Transmit at 5690MHz by 802.11ac-VHT80	Test Voltage	AC 120V/60Hz

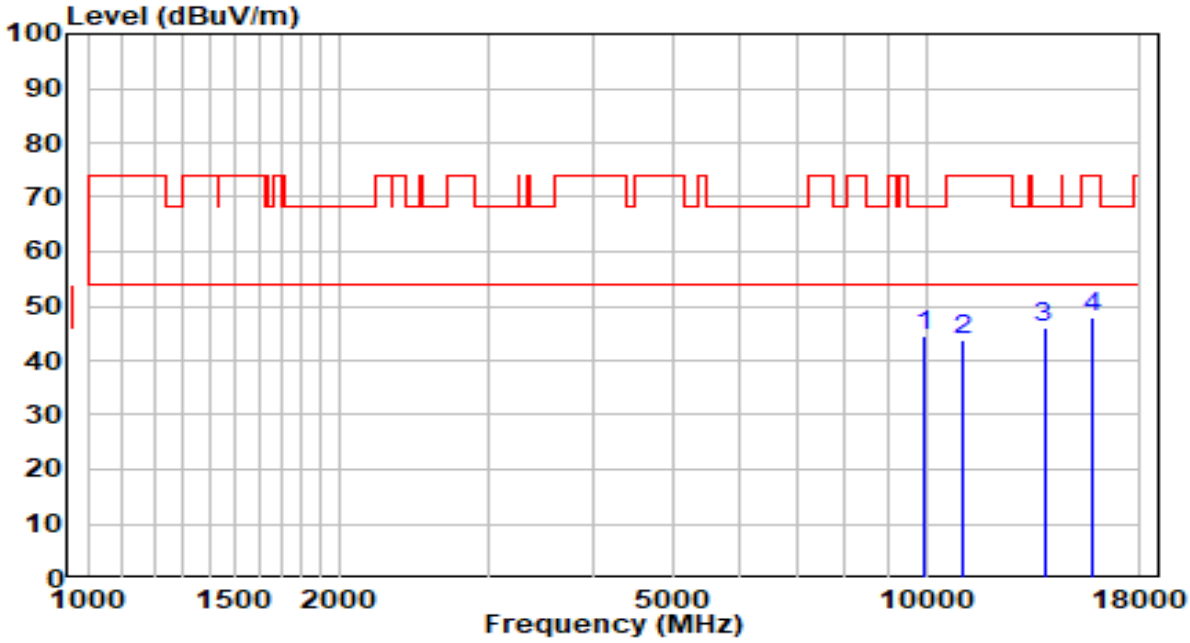

No		Frequency (MHz)	Reading (dBuV)	C.F (dB/m)	Measurement (dBuV/m)	Margin (dB)	Limit (dBuV/m)	Remark (QP/PK/AV)
1		9933.500	28.20	16.45	44.65	-23.55	68.20	Peak
2		11098.000	24.52	19.43	43.95	-30.05	74.00	Peak
3	*	13826.500	23.70	22.22	45.92	-22.28	68.20	Peak
4		15841.000	27.61	20.50	48.11	-25.89	74.00	Peak

Note:

1. " *", means this data is the worst emission level.
2. C.F (Correction Factor) = Antenna Factor (dB/m) + Cable Loss (dB)– Preamplifier(dB).
3. Measurement(dBuV/m) = Reading(dBuV) + C.F (Correction Factor).

EUT	AXE5400 Tri-Band Wi-Fi 6E Router	Date of Test	2021-10-21
Factor	BBHA 9120D (1GHz~18GHz)	Temp. / Humidity	23°C/54%
Polarity	Horizontal	Site / Test Engineer	AC1 / Jay
Test Mode	Transmit at 5775MHz by 802.11ac-VHT80	Test Voltage	AC 120V/60Hz

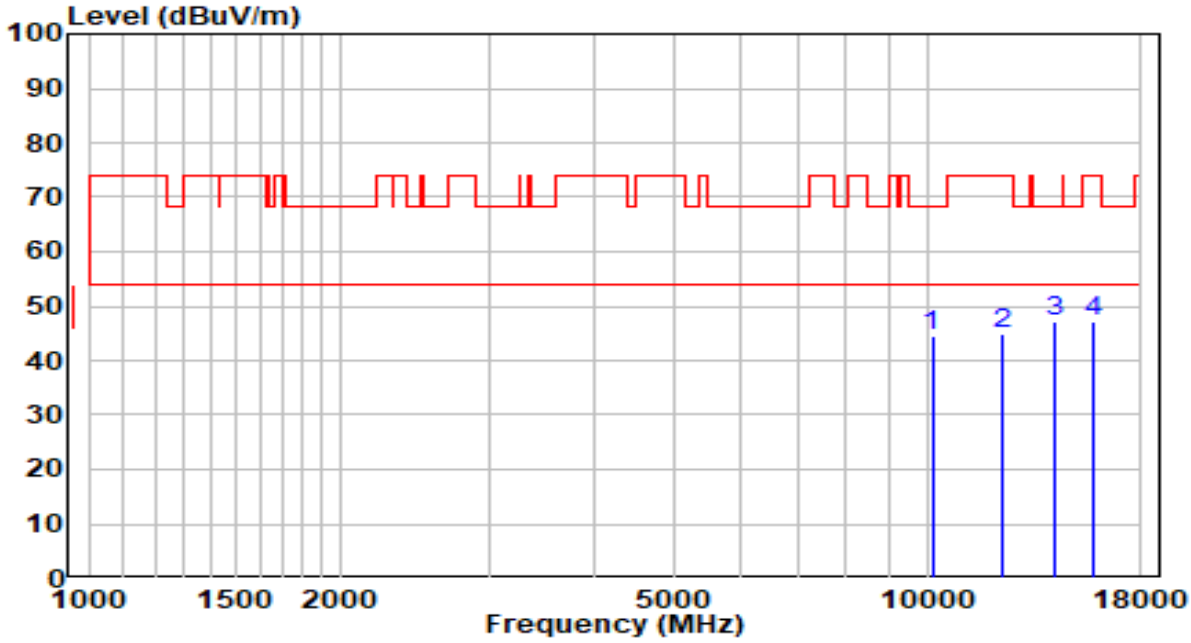

No		Frequency (MHz)	Reading (dBuV)	C.F (dB/m)	Measurement (dBuV/m)	Margin (dB)	Limit (dBuV/m)	Remark (QP/PK/AV)
1		10137.500	27.52	17.11	44.63	-23.57	68.20	Peak
2		12322.000	26.44	18.59	45.03	-28.97	74.00	Peak
3	*	14226.000	24.58	22.44	47.02	-21.18	68.20	Peak
4		15730.500	26.42	20.78	47.20	-26.80	74.00	Peak

Note:

1. " *", means this data is the worst emission level.
2. C.F (Correction Factor) = Antenna Factor (dB/m) + Cable Loss (dB)– Preamplifier(dB).
3. Measurement(dBuV/m) = Reading(dBuV) + C.F (Correction Factor).

EUT	AXE5400 Tri-Band Wi-Fi 6E Router	Date of Test	2021-10-21
Factor	BBHA 9120D (1GHz~18GHz)	Temp. / Humidity	23°C/54%
Polarity	Vertical	Site / Test Engineer	AC1 / Jay
Test Mode	Transmit at 5775MHz by 802.11ac-VHT80	Test Voltage	AC 120V/60Hz

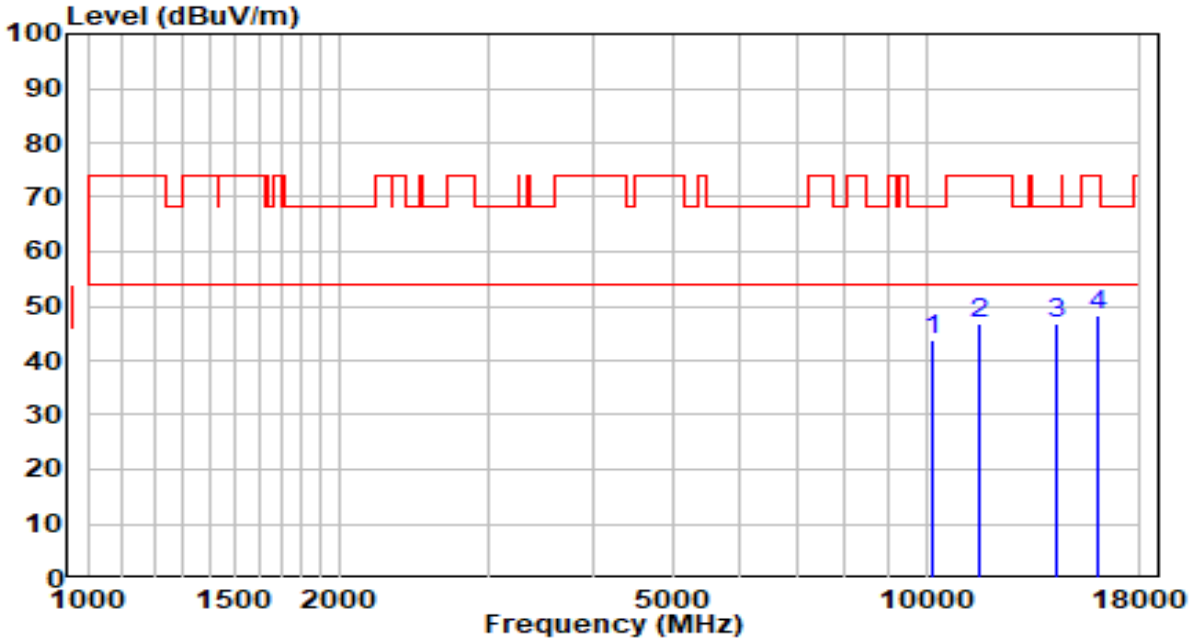

No		Frequency (MHz)	Reading (dBuV)	C.F (dB/m)	Measurement (dBuV/m)	Margin (dB)	Limit (dBuV/m)	Remark (QP/PK/AV)
1		10171.500	26.35	17.25	43.60	-24.60	68.20	Peak
2		11565.500	26.73	19.90	46.63	-27.37	74.00	Peak
3	*	14328.000	24.41	22.44	46.85	-21.35	68.20	Peak
4		16079.000	28.06	20.29	48.35	-25.65	74.00	Peak

Note:

1. " *", means this data is the worst emission level.
2. C.F (Correction Factor) = Antenna Factor (dB/m) + Cable Loss (dB)– Preamplifier(dB).
3. Measurement(dBuV/m) = Reading(dBuV) + C.F (Correction Factor).

EUT	AXE5400 Tri-Band Wi-Fi 6E Router	Date of Test	2021-10-21
Factor	BBHA 9120D (1GHz~18GHz)	Temp. / Humidity	23°C/54%
Polarity	Horizontal	Site / Test Engineer	AC1 / Jay
Test Mode	Transmit at 5250MHz by 802.11ac-VHT160	Test Voltage	AC 120V/60Hz

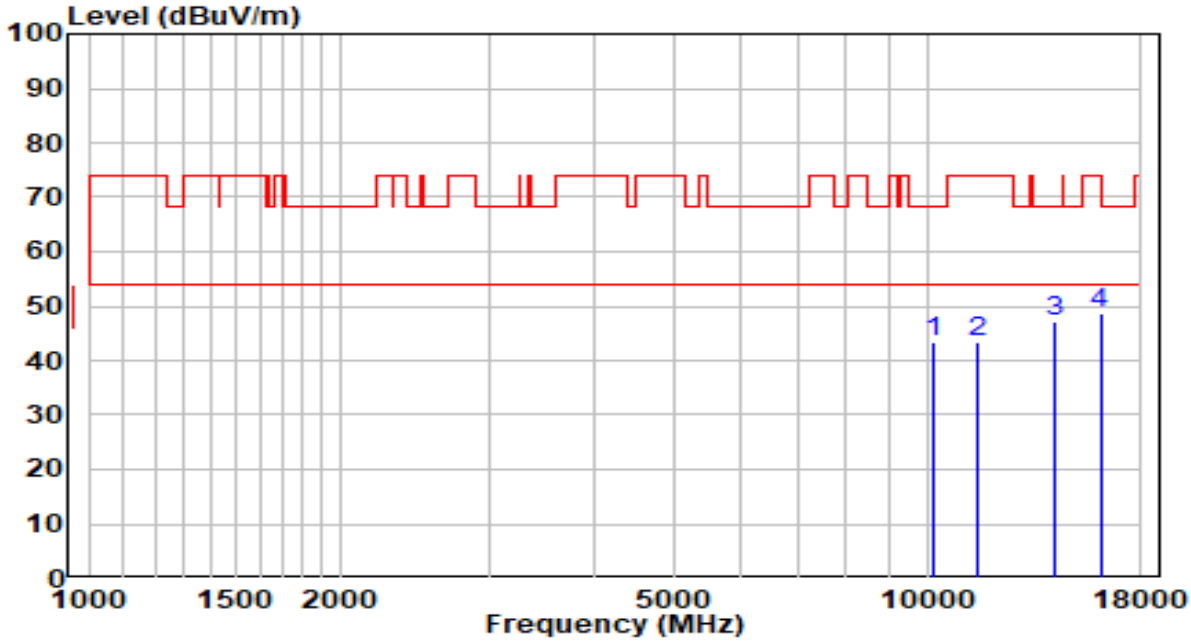

No		Frequency (MHz)	Reading (dBuV)	C.F (dB/m)	Measurement (dBuV/m)	Margin (dB)	Limit (dBuV/m)	Remark (QP/PK/AV)
1		10171.500	26.31	17.25	43.56	-24.64	68.20	Peak
2		11455.000	23.59	19.98	43.57	-30.43	74.00	Peak
3	*	14192.000	24.90	22.43	47.33	-20.87	68.20	Peak
4		16087.500	28.30	20.31	48.61	-25.39	74.00	Peak

Note:

1. " *", means this data is the worst emission level.
2. C.F (Correction Factor) = Antenna Factor (dB/m) + Cable Loss (dB)– Preamplifier(dB).
3. Measurement(dBuV/m) = Reading(dBuV) + C.F (Correction Factor).

EUT	AXE5400 Tri-Band Wi-Fi 6E Router	Date of Test	2021-10-21
Factor	BBHA 9120D (1GHz~18GHz)	Temp. / Humidity	23°C/54%
Polarity	Vertical	Site / Test Engineer	AC1 / Jay
Test Mode	Transmit at 5250MHz by 802.11ac-VHT160	Test Voltage	AC 120V/60Hz

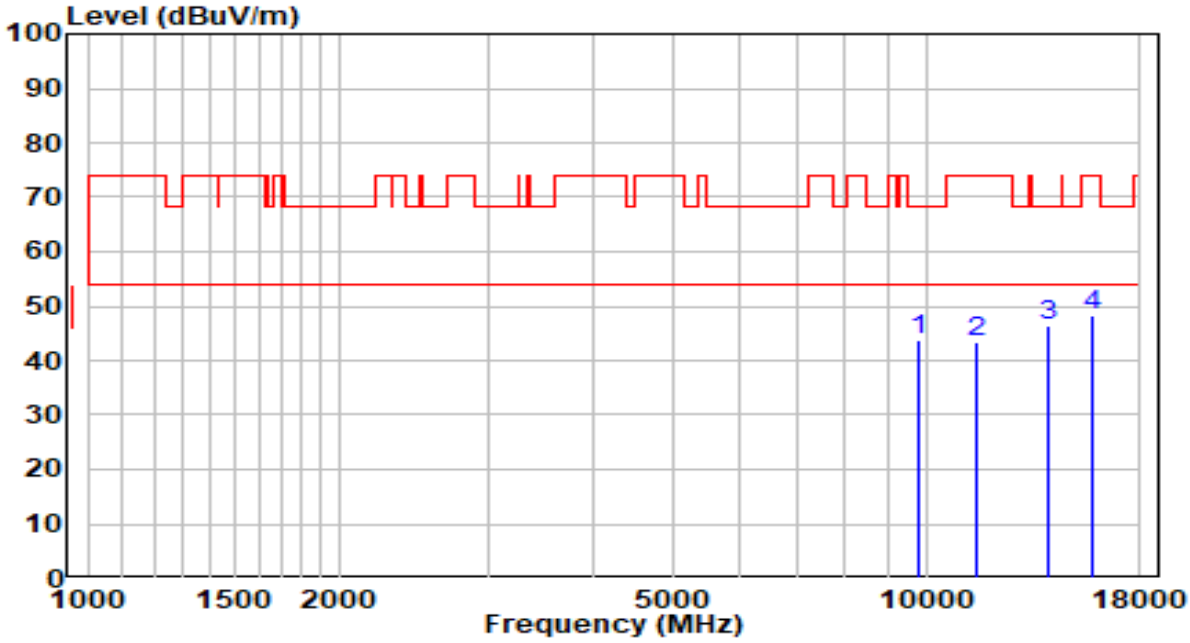

No		Frequency (MHz)	Reading (dBuV)	C.F (dB/m)	Measurement (dBuV/m)	Margin (dB)	Limit (dBuV/m)	Remark (QP/PK/AV)
1		9814.500	27.54	16.25	43.79	-24.41	68.20	Peak
2		11489.000	23.24	20.03	43.27	-30.73	74.00	Peak
3	*	13988.000	23.90	22.41	46.31	-21.89	68.20	Peak
4		15739.000	27.46	20.76	48.22	-25.78	74.00	Peak

Note:

1. " *", means this data is the worst emission level.
2. C.F (Correction Factor) = Antenna Factor (dB/m) + Cable Loss (dB)– Preamplifier(dB).
3. Measurement(dBuV/m) = Reading(dBuV) + C.F (Correction Factor).

EUT	AXE5400 Tri-Band Wi-Fi 6E Router	Date of Test	2021-10-21
Factor	BBHA 9120D (1GHz~18GHz)	Temp. / Humidity	23°C/54%
Polarity	Horizontal	Site / Test Engineer	AC1 / Jay
Test Mode	Transmit at 5570MHz by 802.11ac-VHT160	Test Voltage	AC 120V/60Hz

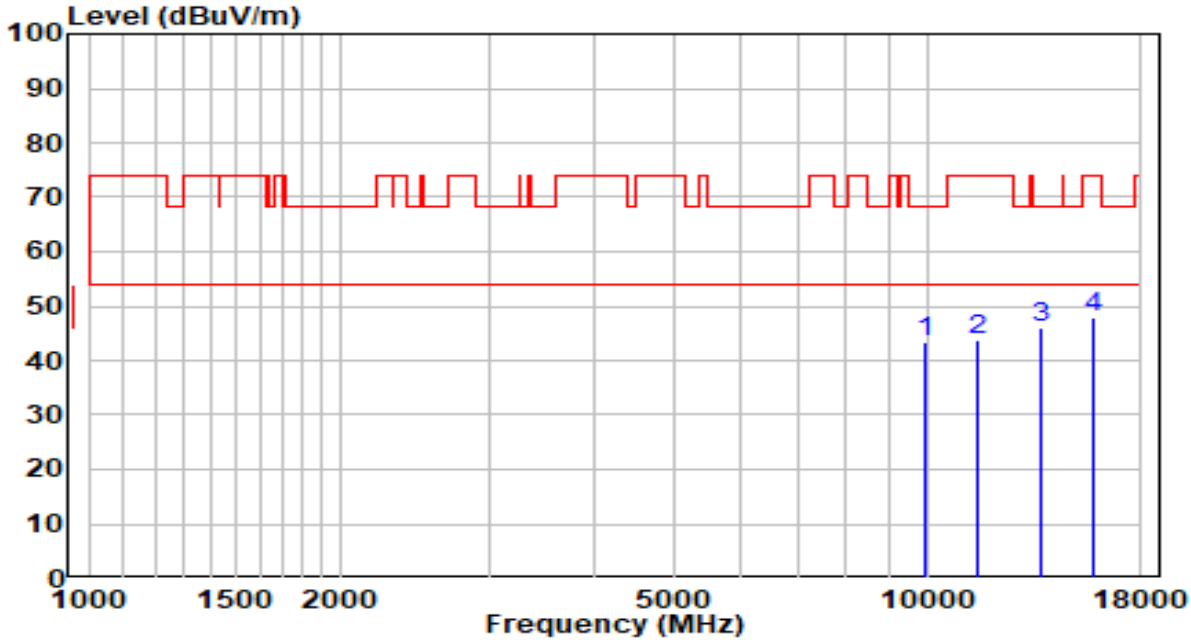

No		Frequency (MHz)	Reading (dBuV)	C.F (dB/m)	Measurement (dBuV/m)	Margin (dB)	Limit (dBuV/m)	Remark (QP/PK/AV)
1		9933.500	26.92	16.45	43.37	-24.83	68.20	Peak
2		11472.000	23.66	20.01	43.67	-30.33	74.00	Peak
3	*	13631.000	24.06	22.00	46.06	-22.14	68.20	Peak
4		15773.000	27.24	20.67	47.91	-26.09	74.00	Peak

Note:

1. " *", means this data is the worst emission level.
2. C.F (Correction Factor) = Antenna Factor (dB/m) + Cable Loss (dB)– Preamplifier(dB).
3. Measurement(dBuV/m) = Reading(dBuV) + C.F (Correction Factor).

EUT	AXE5400 Tri-Band Wi-Fi 6E Router	Date of Test	2021-10-21
Factor	BBHA 9120D (1GHz~18GHz)	Temp. / Humidity	23°C/54%
Polarity	Vertical	Site / Test Engineer	AC1 / Jay
Test Mode	Transmit at 5570MHz by 802.11ac-VHT160	Test Voltage	AC 120V/60Hz

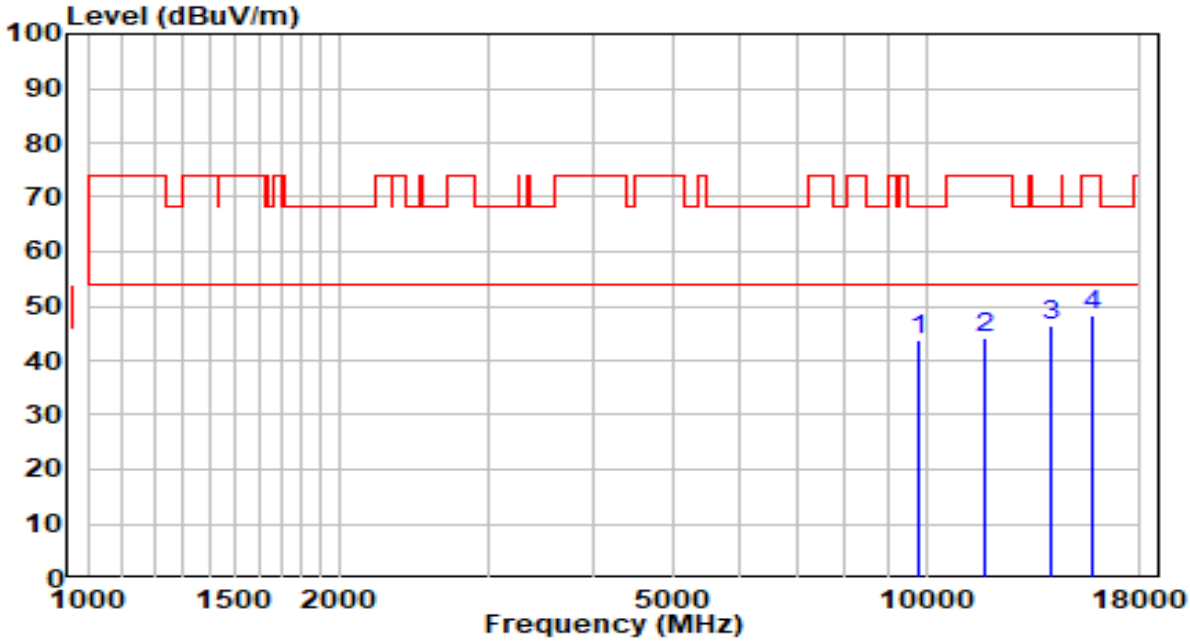

No		Frequency (MHz)	Reading (dBuV)	C.F (dB/m)	Measurement (dBuV/m)	Margin (dB)	Limit (dBuV/m)	Remark (QP/PK/AV)
1		9823.000	27.55	16.26	43.81	-24.39	68.20	Peak
2		11735.500	24.50	19.52	44.02	-29.98	74.00	Peak
3	*	14047.500	23.94	22.42	46.36	-21.84	68.20	Peak
4		15824.000	27.59	20.55	48.14	-25.86	74.00	Peak

Note:

1. " *", means this data is the worst emission level.
2. C.F (Correction Factor) = Antenna Factor (dB/m) + Cable Loss (dB)– Preamplifier(dB).
3. Measurement(dBuV/m) = Reading(dBuV) + C.F (Correction Factor).

EUT	AXE5400 Tri-Band Wi-Fi 6E Router	Date of Test	2021-10-21
Factor	BBHA 9120D (1GHz~18GHz)	Temp. / Humidity	23°C/54%
Polarity	Horizontal	Site / Test Engineer	AC1 / Jay
Test Mode	Transmit at 5180MHz by 802.11ax-HE20	Test Voltage	AC 120V/60Hz

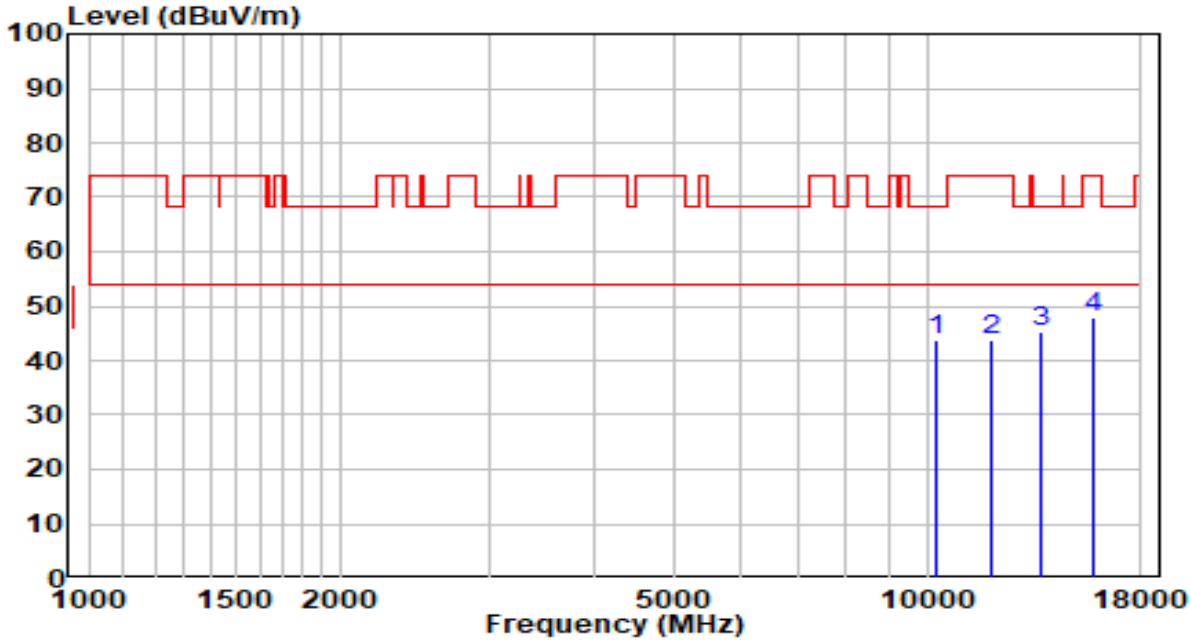

No		Frequency (MHz)	Reading (dBuV)	C.F (dB/m)	Measurement (dBuV/m)	Margin (dB)	Limit (dBuV/m)	Remark (QP/PK/AV)
1		10273.500	26.13	17.66	43.79	-24.41	68.20	Peak
2		11948.000	24.61	19.04	43.65	-30.35	74.00	Peak
3	*	13699.000	23.33	22.08	45.41	-22.79	68.20	Peak
4		15841.000	27.56	20.50	48.06	-25.94	74.00	Peak

Note:

1. " *", means this data is the worst emission level.
2. C.F (Correction Factor) = Antenna Factor (dB/m) + Cable Loss (dB)– Preamplifier(dB).
3. Measurement(dBuV/m) = Reading(dBuV) + C.F (Correction Factor).

EUT	AXE5400 Tri-Band Wi-Fi 6E Router	Date of Test	2021-10-21
Factor	BBHA 9120D (1GHz~18GHz)	Temp. / Humidity	23°C/54%
Polarity	Vertical	Site / Test Engineer	AC1 / Jay
Test Mode	Transmit at 5180MHz by 802.11ax-HE20	Test Voltage	AC 120V/60Hz

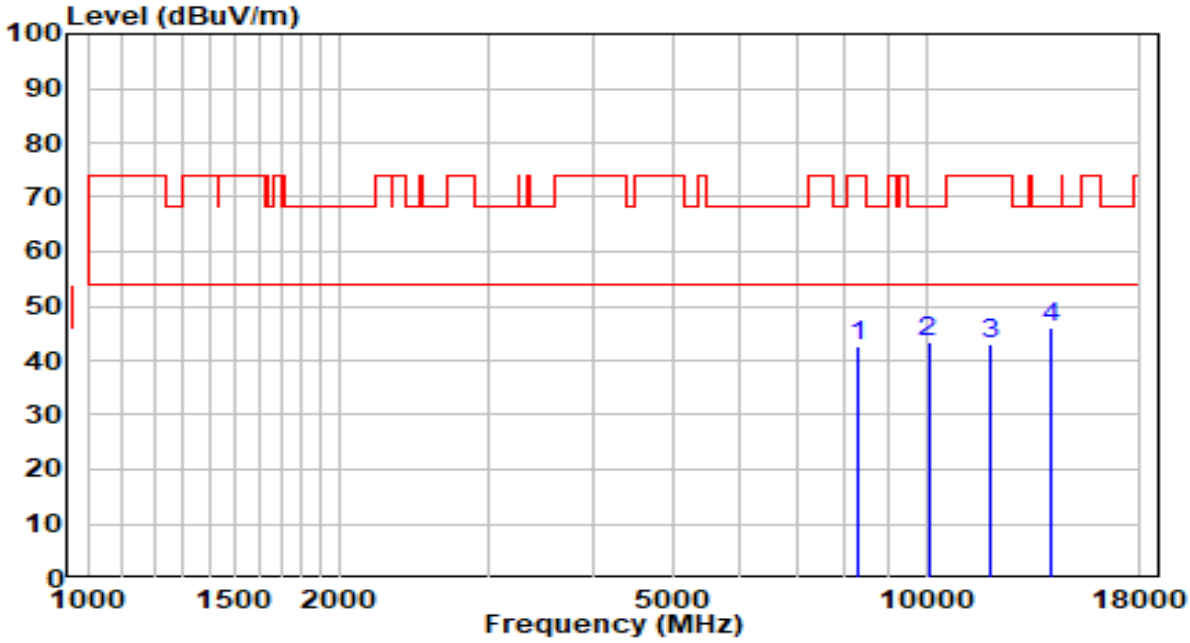

No		Frequency (MHz)	Reading (dBuV)	C.F (dB/m)	Measurement (dBuV/m)	Margin (dB)	Limit (dBuV/m)	Remark (QP/PK/AV)
1		8284.500	29.21	13.56	42.77	-31.23	74.00	Peak
2		10061.000	26.49	16.81	43.30	-24.90	68.20	Peak
3		11914.000	24.08	19.11	43.19	-30.81	74.00	Peak
4	*	14141.000	23.62	22.43	46.05	-22.15	68.20	Peak

Note:

1. " *", means this data is the worst emission level.
2. C.F (Correction Factor) = Antenna Factor (dB/m) + Cable Loss (dB)– Preamplifier(dB).
3. Measurement(dBuV/m) = Reading(dBuV) + C.F (Correction Factor).

EUT	AXE5400 Tri-Band Wi-Fi 6E Router	Date of Test	2021-10-21
Factor	BBHA 9120D (1GHz~18GHz)	Temp. / Humidity	23°C/54%
Polarity	Horizontal	Site / Test Engineer	AC1 / Jay
Test Mode	Transmit at 5220MHz by 802.11ax-HE20	Test Voltage	AC 120V/60Hz

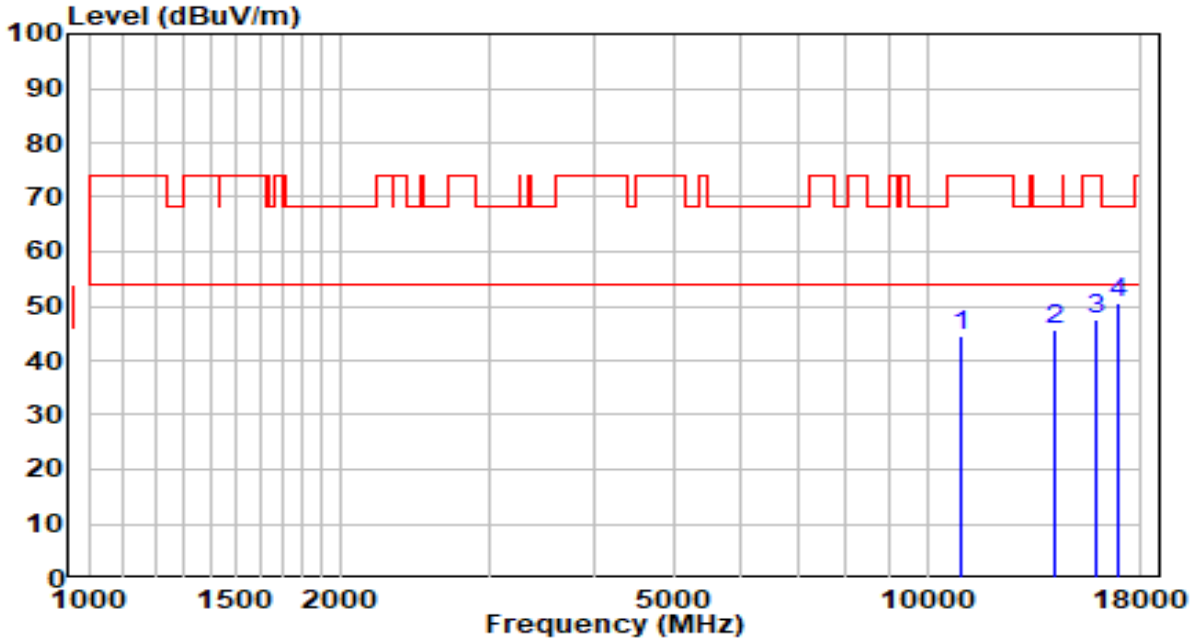

No		Frequency (MHz)	Reading (dBuV)	C.F (dB/m)	Measurement (dBuV/m)	Margin (dB)	Limit (dBuV/m)	Remark (QP/PK/AV)
1		10936.500	25.52	19.19	44.71	-29.29	74.00	Peak
2		14175.000	23.26	22.43	45.69	-22.51	68.20	Peak
3		15943.000	27.32	20.25	47.57	-26.43	74.00	Peak
4	*	16844.000	27.00	23.50	50.49	-17.71	68.20	Peak

Note:

1. " *", means this data is the worst emission level.
2. C.F (Correction Factor) = Antenna Factor (dB/m) + Cable Loss (dB)– Preamplifier(dB).
3. Measurement(dBuV/m) = Reading(dBuV) + C.F (Correction Factor).

EUT	AXE5400 Tri-Band Wi-Fi 6E Router	Date of Test	2021-10-21
Factor	BBHA 9120D (1GHz~18GHz)	Temp. / Humidity	23°C/54%
Polarity	Vertical	Site / Test Engineer	AC1 / Jay
Test Mode	Transmit at 5220MHz by 802.11ax-HE20	Test Voltage	AC 120V/60Hz

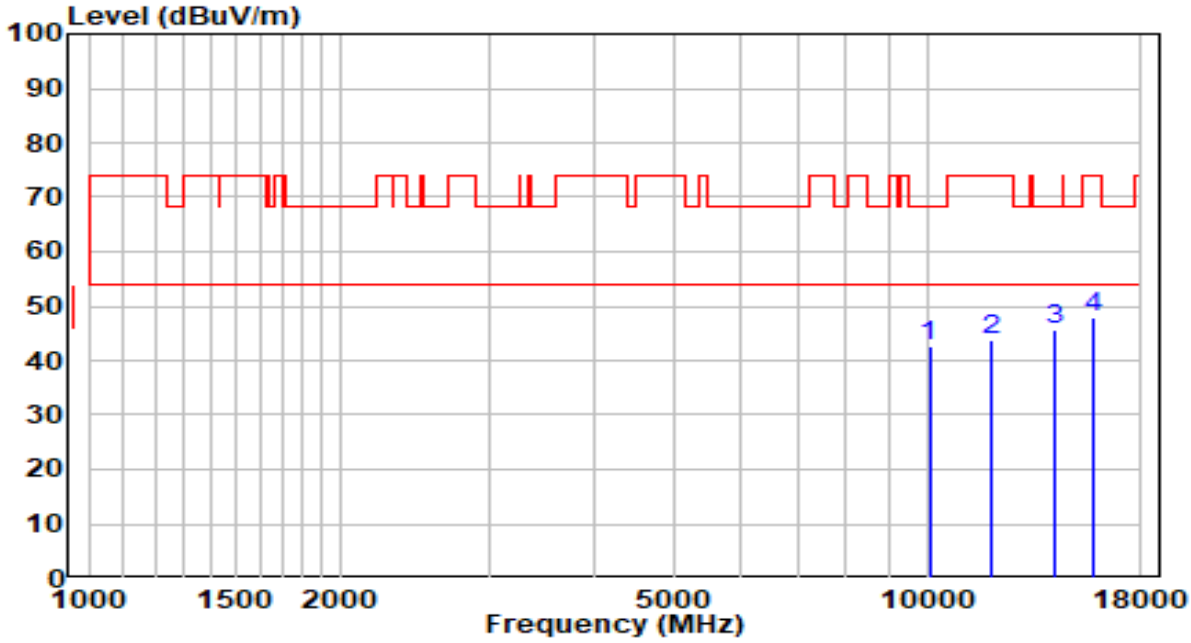

No		Frequency (MHz)	Reading (dBuV)	C.F (dB/m)	Measurement (dBuV/m)	Margin (dB)	Limit (dBuV/m)	Remark (QP/PK/AV)
1		10061.000	26.00	16.81	42.80	-25.40	68.20	Peak
2		11956.500	24.60	19.02	43.62	-30.38	74.00	Peak
3	*	14175.000	23.14	22.43	45.58	-22.62	68.20	Peak
4		15773.000	27.36	20.67	48.03	-25.97	74.00	Peak

Note:

1. " *", means this data is the worst emission level.
2. C.F (Correction Factor) = Antenna Factor (dB/m) + Cable Loss (dB)– Preamplifier(dB).
3. Measurement(dBuV/m) = Reading(dBuV) + C.F (Correction Factor).

EUT	AXE5400 Tri-Band Wi-Fi 6E Router	Date of Test	2021-10-21
Factor	BBHA 9120D (1GHz~18GHz)	Temp. / Humidity	23°C/54%
Polarity	Horizontal	Site / Test Engineer	AC1 / Jay
Test Mode	Transmit at 5240MHz by 802.11ax-HE20	Test Voltage	AC 120V/60Hz

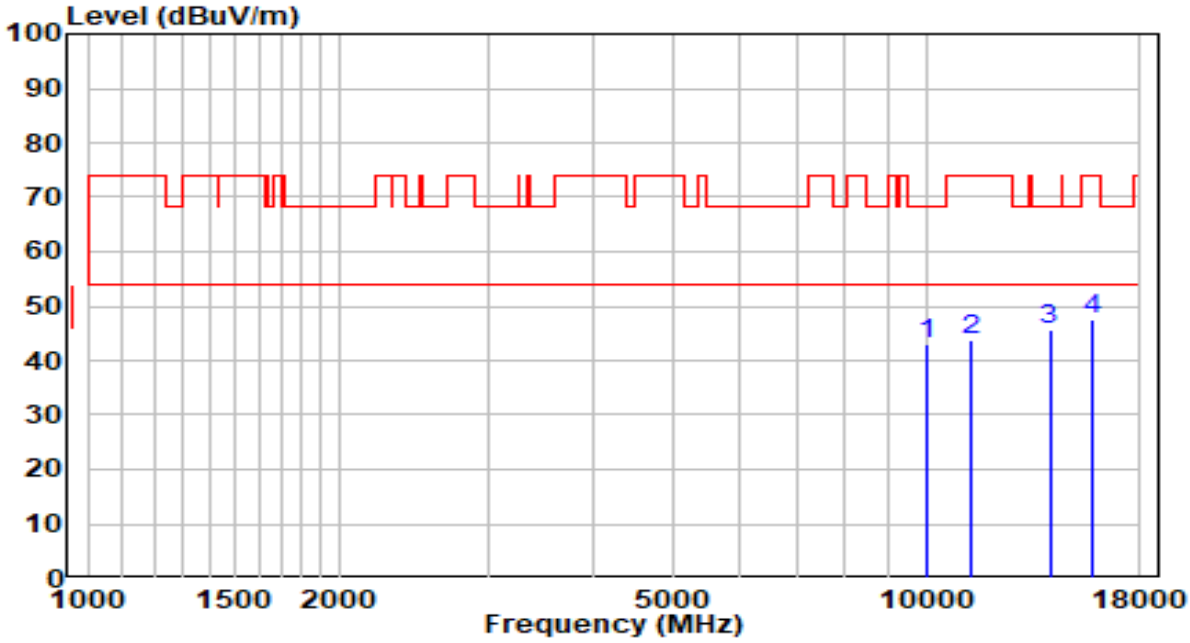

No		Frequency (MHz)	Reading (dBuV)	C.F (dB/m)	Measurement (dBuV/m)	Margin (dB)	Limit (dBuV/m)	Remark (QP/PK/AV)
1		10001.500	26.59	16.57	43.16	-25.04	68.20	Peak
2		11353.000	23.85	19.82	43.68	-30.32	74.00	Peak
3	*	14039.000	23.07	22.42	45.49	-22.71	68.20	Peak
4		15781.500	26.90	20.65	47.55	-26.45	74.00	Peak

Note:

1. " *", means this data is the worst emission level.
2. C.F (Correction Factor) = Antenna Factor (dB/m) + Cable Loss (dB)– Preamplifier(dB).
3. Measurement(dBuV/m) = Reading(dBuV) + C.F (Correction Factor).

EUT	AXE5400 Tri-Band Wi-Fi 6E Router	Date of Test	2021-10-21
Factor	BBHA 9120D (1GHz~18GHz)	Temp. / Humidity	23°C/54%
Polarity	Vertical	Site / Test Engineer	AC1 / Jay
Test Mode	Transmit at 5240MHz by 802.11ax-HE20	Test Voltage	AC 120V/60Hz

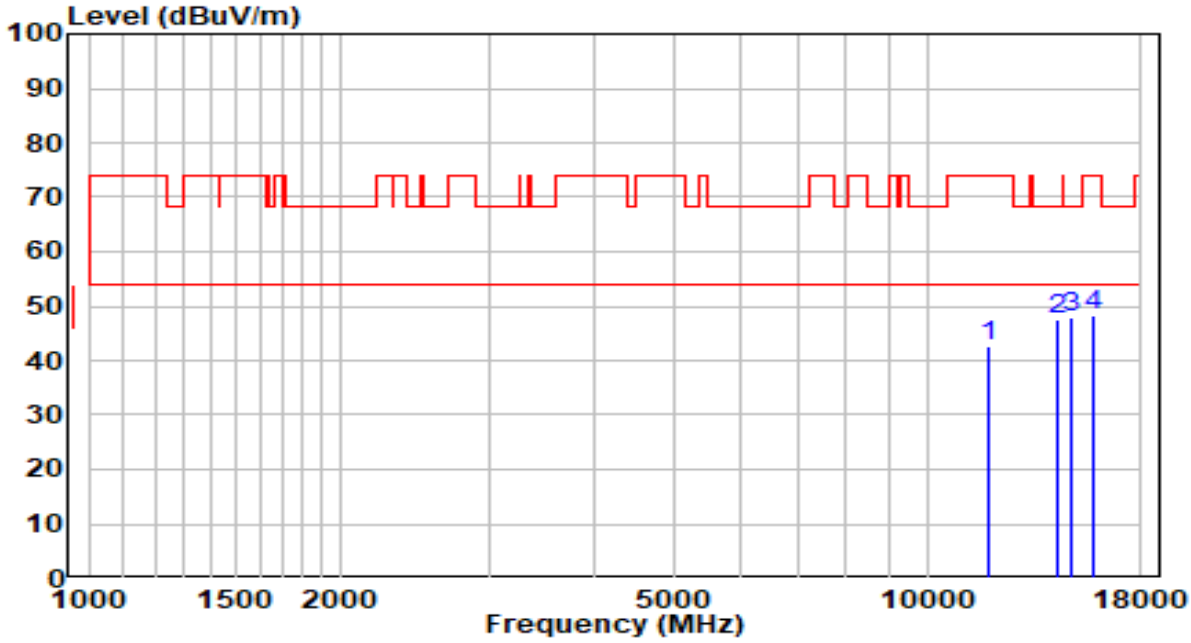

No		Frequency (MHz)	Reading (dBuV)	C.F (dB/m)	Measurement (dBuV/m)	Margin (dB)	Limit (dBuV/m)	Remark (QP/PK/AV)
1		11803.500	23.45	19.36	42.81	-31.19	74.00	Peak
2		14336.500	25.04	22.44	47.48	-20.72	68.20	Peak
3	*	14829.500	25.54	22.21	47.76	-20.44	68.20	Peak
4		15773.000	27.53	20.67	48.20	-25.80	74.00	Peak

Note:

1. " *", means this data is the worst emission level.
2. C.F (Correction Factor) = Antenna Factor (dB/m) + Cable Loss (dB)– Preamplifier(dB).
3. Measurement(dBuV/m) = Reading(dBuV) + C.F (Correction Factor).

EUT	AXE5400 Tri-Band Wi-Fi 6E Router	Date of Test	2021-10-21
Factor	BBHA 9120D (1GHz~18GHz)	Temp. / Humidity	23°C/54%
Polarity	Horizontal	Site / Test Engineer	AC1 / Jay
Test Mode	Transmit at 5260MHz by 802.11ax-HE20	Test Voltage	AC 120V/60Hz

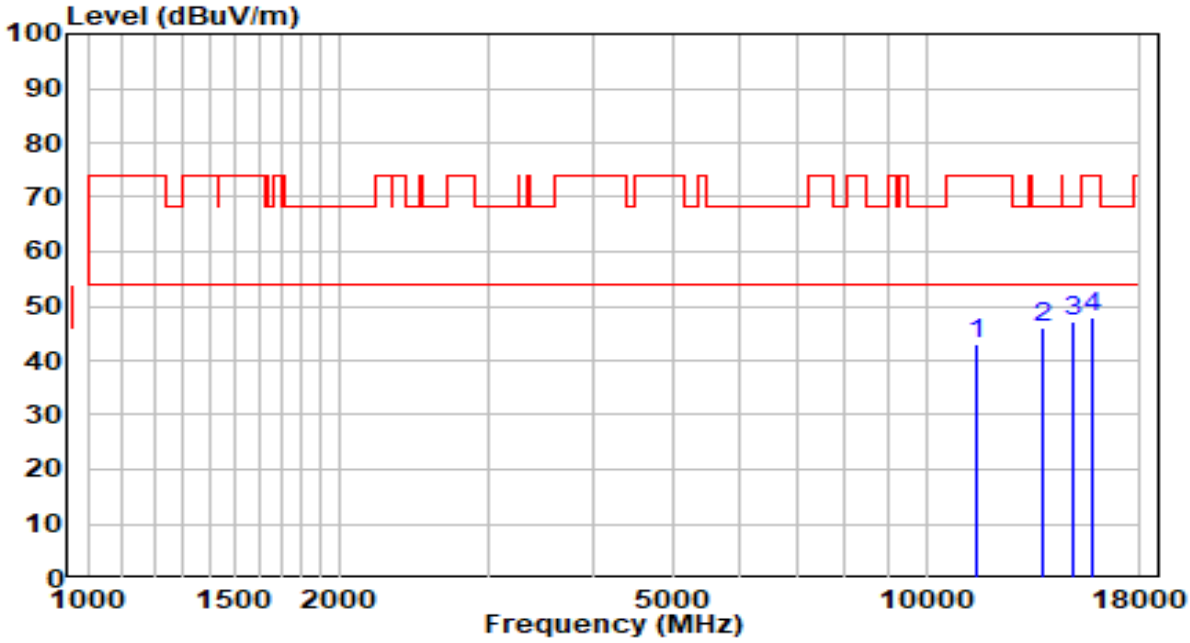

No		Frequency (MHz)	Reading (dBuV)	C.F (dB/m)	Measurement (dBuV/m)	Margin (dB)	Limit (dBuV/m)	Remark (QP/PK/AV)
1		11446.500	23.15	19.97	43.12	-30.88	74.00	Peak
2		13818.000	23.88	22.21	46.09	-22.11	68.20	Peak
3	*	14999.500	25.23	22.09	47.32	-20.88	68.20	Peak
4		15781.500	27.15	20.65	47.80	-26.20	74.00	Peak

Note:

1. " *", means this data is the worst emission level.
2. C.F (Correction Factor) = Antenna Factor (dB/m) + Cable Loss (dB)– Preamplifier(dB).
3. Measurement(dBuV/m) = Reading(dBuV) + C.F (Correction Factor).

EUT	AXE5400 Tri-Band Wi-Fi 6E Router	Date of Test	2021-10-21
Factor	BBHA 9120D (1GHz~18GHz)	Temp. / Humidity	23°C/54%
Polarity	Vertical	Site / Test Engineer	AC1 / Jay
Test Mode	Transmit at 5260MHz by 802.11ax-HE20	Test Voltage	AC 120V/60Hz

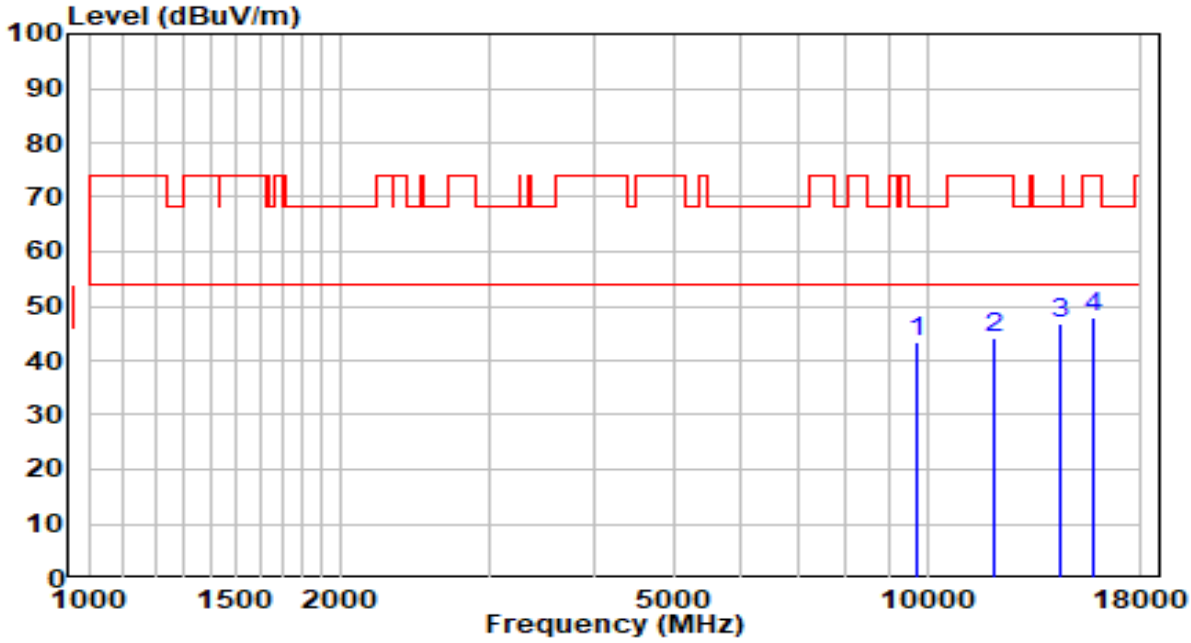

No		Frequency (MHz)	Reading (dBuV)	C.F (dB/m)	Measurement (dBuV/m)	Margin (dB)	Limit (dBuV/m)	Remark (QP/PK/AV)
1		9704.000	27.48	16.06	43.54	-24.66	68.20	Peak
2		12058.500	25.45	18.86	44.31	-29.69	74.00	Peak
3	*	14438.500	24.24	22.45	46.69	-21.51	68.20	Peak
4		15773.000	27.07	20.67	47.74	-26.26	74.00	Peak

Note:

1. " *", means this data is the worst emission level.
2. C.F (Correction Factor) = Antenna Factor (dB/m) + Cable Loss (dB)– Preamplifier(dB).
3. Measurement(dBuV/m) = Reading(dBuV) + C.F (Correction Factor).

EUT	AXE5400 Tri-Band Wi-Fi 6E Router	Date of Test	2021-10-21
Factor	BBHA 9120D (1GHz~18GHz)	Temp. / Humidity	23°C/54%
Polarity	Horizontal	Site / Test Engineer	AC1 / Jay
Test Mode	Transmit at 5300MHz by 802.11ax-HE20	Test Voltage	AC 120V/60Hz

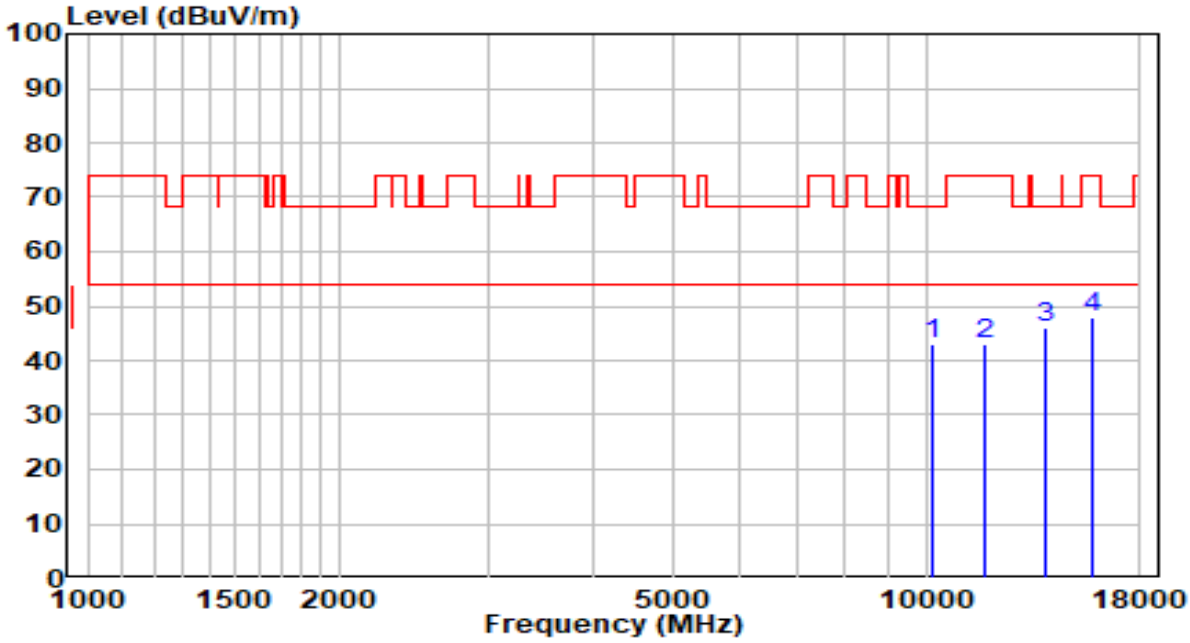

No		Frequency (MHz)	Reading (dBuV)	C.F (dB/m)	Measurement (dBuV/m)	Margin (dB)	Limit (dBuV/m)	Remark (QP/PK/AV)
1		10163.000	25.73	17.22	42.95	-25.25	68.20	Peak
2		11778.000	23.60	19.42	43.02	-30.98	74.00	Peak
3	*	13894.500	23.58	22.30	45.88	-22.32	68.20	Peak
4		15807.000	27.44	20.59	48.03	-25.97	74.00	Peak

Note:

1. " *", means this data is the worst emission level.
2. C.F (Correction Factor) = Antenna Factor (dB/m) + Cable Loss (dB)– Preamplifier(dB).
3. Measurement(dBuV/m) = Reading(dBuV) + C.F (Correction Factor).

EUT	AXE5400 Tri-Band Wi-Fi 6E Router	Date of Test	2021-10-21
Factor	BBHA 9120D (1GHz~18GHz)	Temp. / Humidity	23°C/54%
Polarity	Vertical	Site / Test Engineer	AC1 / Jay
Test Mode	Transmit at 5300MHz by 802.11ax-HE20	Test Voltage	AC 120V/60Hz

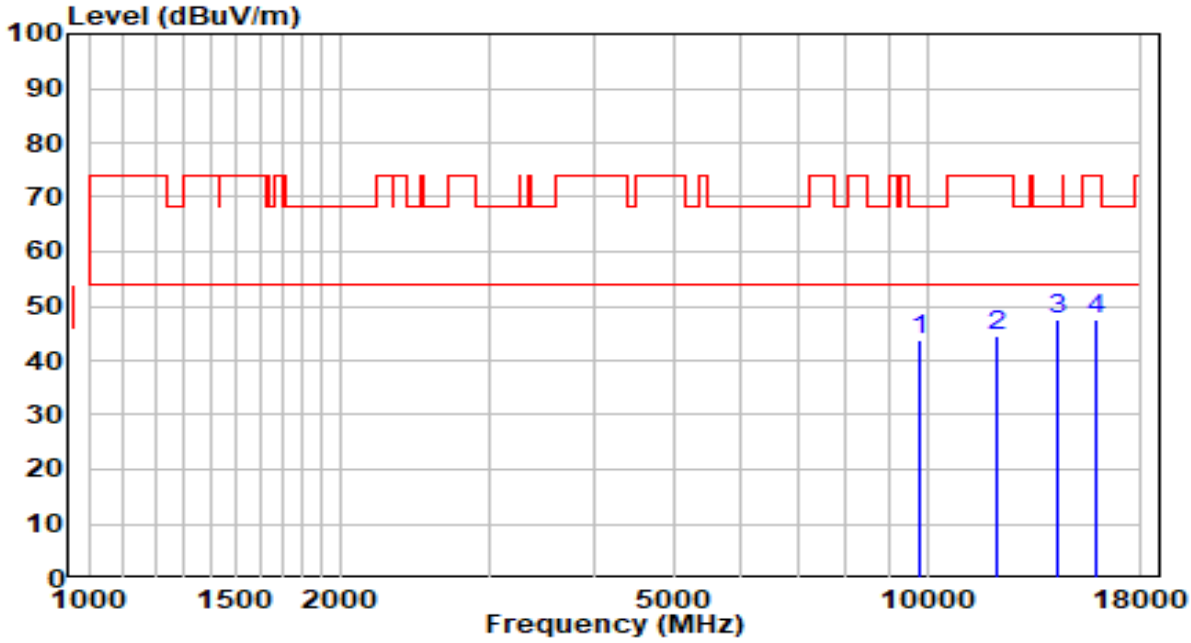

No		Frequency (MHz)	Reading (dBuV)	C.F (dB/m)	Measurement (dBuV/m)	Margin (dB)	Limit (dBuV/m)	Remark (QP/PK/AV)
1		9780.500	27.60	16.19	43.79	-24.41	68.20	Peak
2		12118.000	25.62	18.80	44.42	-29.58	74.00	Peak
3	*	14345.000	24.96	22.44	47.40	-20.80	68.20	Peak
4		15917.500	27.36	20.31	47.68	-26.32	74.00	Peak

Note:

1. " *", means this data is the worst emission level.
2. C.F (Correction Factor) = Antenna Factor (dB/m) + Cable Loss (dB)– Preamplifier(dB).
3. Measurement(dBuV/m) = Reading(dBuV) + C.F (Correction Factor).

EUT	AXE5400 Tri-Band Wi-Fi 6E Router	Date of Test	2021-10-21
Factor	BBHA 9120D (1GHz~18GHz)	Temp. / Humidity	23°C/54%
Polarity	Horizontal	Site / Test Engineer	AC1 / Jay
Test Mode	Transmit at 5320MHz by 802.11ax-HE20	Test Voltage	AC 120V/60Hz

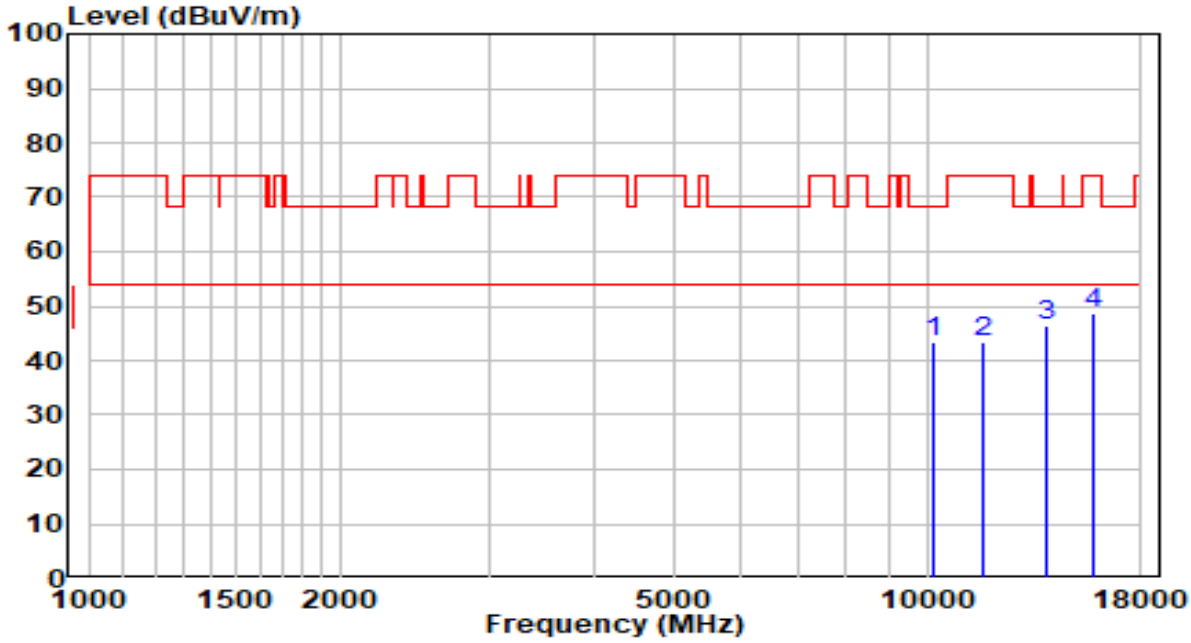

No		Frequency (MHz)	Reading (dBuV)	C.F (dB/m)	Measurement (dBuV/m)	Margin (dB)	Limit (dBuV/m)	Remark (QP/PK/AV)
1		10163.000	26.24	17.22	43.46	-24.74	68.20	Peak
2		11659.000	23.72	19.69	43.41	-30.59	74.00	Peak
3	*	13869.000	24.10	22.27	46.37	-21.83	68.20	Peak
4		15747.500	27.98	20.74	48.71	-25.29	74.00	Peak

Note:

1. " *", means this data is the worst emission level.
2. C.F (Correction Factor) = Antenna Factor (dB/m) + Cable Loss (dB)– Preamplifier(dB).
3. Measurement(dBuV/m) = Reading(dBuV) + C.F (Correction Factor).

EUT	AXE5400 Tri-Band Wi-Fi 6E Router	Date of Test	2021-10-21
Factor	BBHA 9120D (1GHz~18GHz)	Temp. / Humidity	23°C/54%
Polarity	Vertical	Site / Test Engineer	AC1 / Jay
Test Mode	Transmit at 5320MHz by 802.11ax-HE20	Test Voltage	AC 120V/60Hz

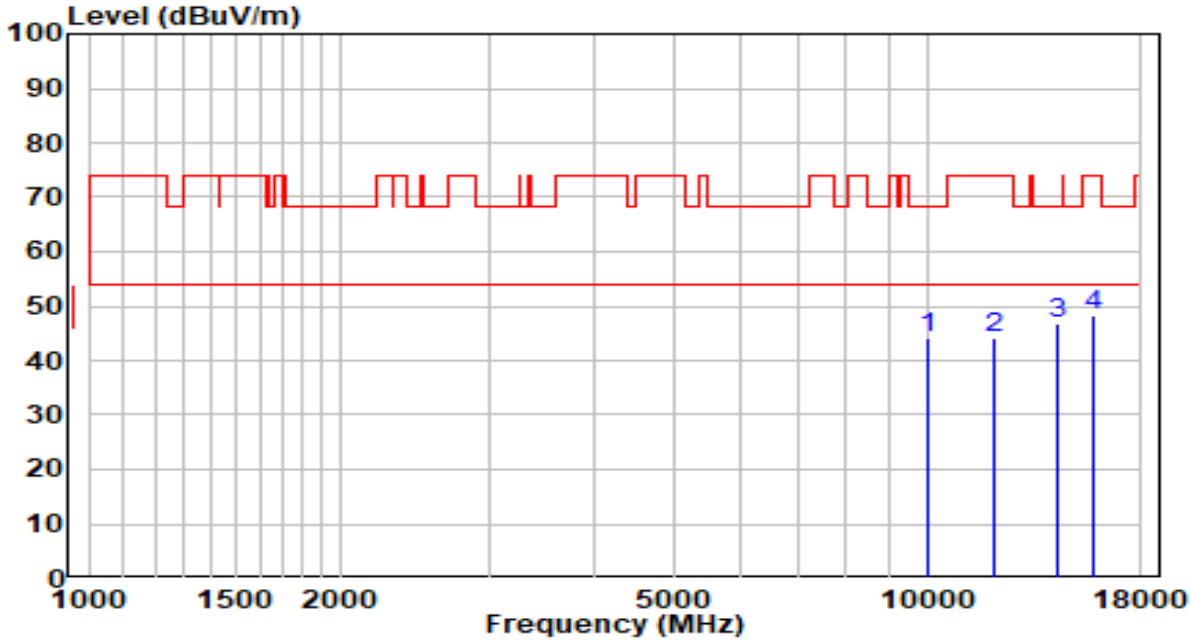

No		Frequency (MHz)	Reading (dBuV)	C.F (dB/m)	Measurement (dBuV/m)	Margin (dB)	Limit (dBuV/m)	Remark (QP/PK/AV)
1		10027.000	27.46	16.67	44.13	-24.07	68.20	Peak
2		12033.000	25.37	18.89	44.25	-29.75	74.00	Peak
3	*	14336.500	24.29	22.44	46.73	-21.47	68.20	Peak
4		15756.000	27.75	20.72	48.47	-25.53	74.00	Peak

Note:

1. " *", means this data is the worst emission level.
2. C.F (Correction Factor) = Antenna Factor (dB/m) + Cable Loss (dB)– Preamplifier(dB).
3. Measurement(dBuV/m) = Reading(dBuV) + C.F (Correction Factor).

EUT	AXE5400 Tri-Band Wi-Fi 6E Router	Date of Test	2021-10-21
Factor	BBHA 9120D (1GHz~18GHz)	Temp. / Humidity	23°C/54%
Polarity	Horizontal	Site / Test Engineer	AC1 / Jay
Test Mode	Transmit at 5500MHz by 802.11ax-HE20	Test Voltage	AC 120V/60Hz

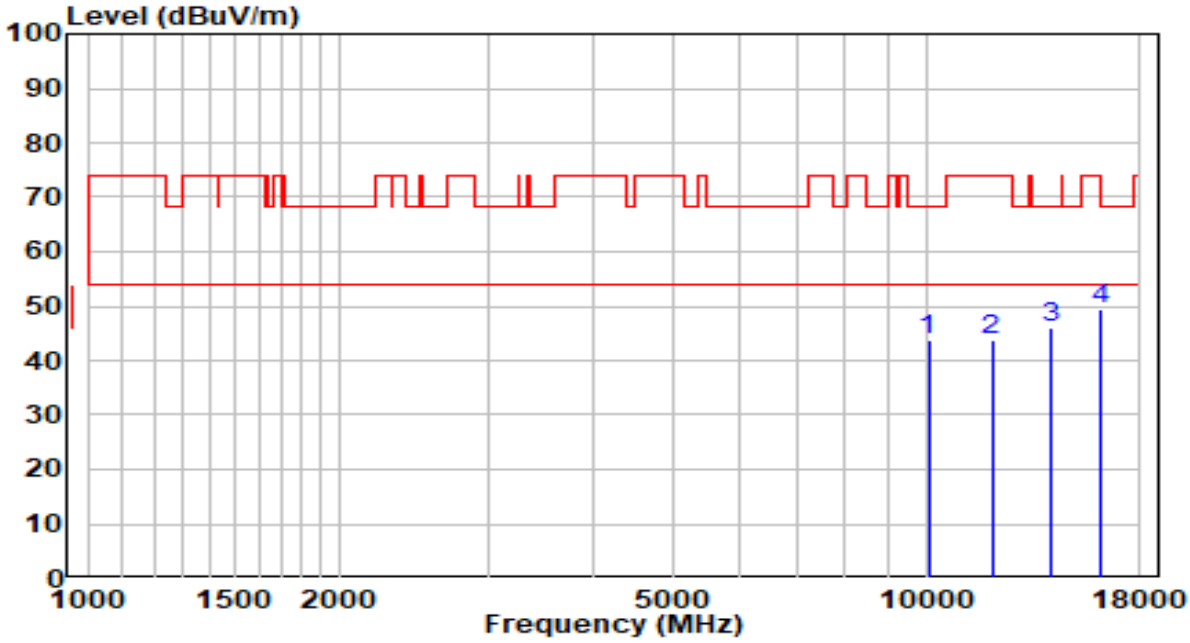

No		Frequency (MHz)	Reading (dBuV)	C.F (dB/m)	Measurement (dBuV/m)	Margin (dB)	Limit (dBuV/m)	Remark (QP/PK/AV)
1		10061.000	26.90	16.81	43.70	-24.50	68.20	Peak
2		11973.500	24.69	18.98	43.67	-30.33	74.00	Peak
3	*	14115.500	23.63	22.43	46.06	-22.14	68.20	Peak
4		16096.000	28.93	20.33	49.26	-24.74	74.00	Peak

Note:

1. " *", means this data is the worst emission level.
2. C.F (Correction Factor) = Antenna Factor (dB/m) + Cable Loss (dB)– Preamplifier(dB).
3. Measurement(dBuV/m) = Reading(dBuV) + C.F (Correction Factor).

EUT	AXE5400 Tri-Band Wi-Fi 6E Router	Date of Test	2021-10-21
Factor	BBHA 9120D (1GHz~18GHz)	Temp. / Humidity	23°C/54%
Polarity	Vertical	Site / Test Engineer	AC1 / Jay
Test Mode	Transmit at 5500MHz by 802.11ax-HE20	Test Voltage	AC 120V/60Hz

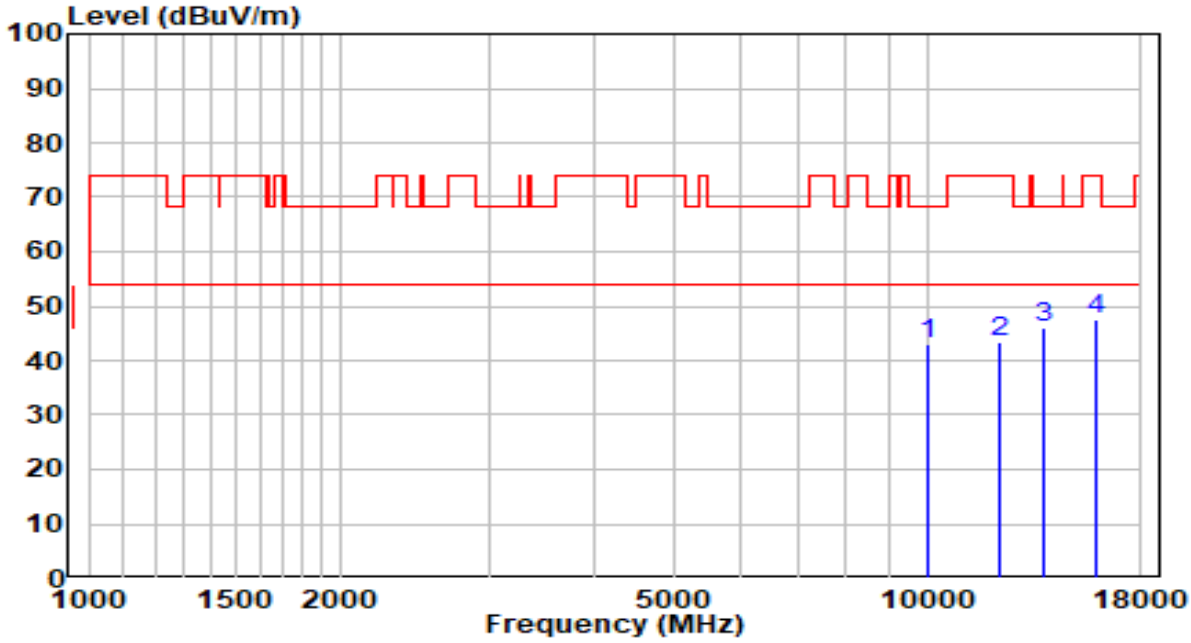

No		Frequency (MHz)	Reading (dBuV)	C.F (dB/m)	Measurement (dBuV/m)	Margin (dB)	Limit (dBuV/m)	Remark (QP/PK/AV)
1		9993.000	26.59	16.55	43.14	-25.06	68.20	Peak
2		12186.000	24.59	18.73	43.31	-30.69	74.00	Peak
3	*	13818.000	23.92	22.21	46.13	-22.07	68.20	Peak
4		15849.500	27.04	20.48	47.52	-26.48	74.00	Peak

Note:

1. " *", means this data is the worst emission level.
2. C.F (Correction Factor) = Antenna Factor (dB/m) + Cable Loss (dB)– Preamplifier(dB).
3. Measurement(dBuV/m) = Reading(dBuV) + C.F (Correction Factor).

EUT	AXE5400 Tri-Band Wi-Fi 6E Router	Date of Test	2021-10-21
Factor	BBHA 9120D (1GHz~18GHz)	Temp. / Humidity	23°C/54%
Polarity	Horizontal	Site / Test Engineer	AC1 / Jay
Test Mode	Transmit at 5580MHz by 802.11ax-HE20	Test Voltage	AC 120V/60Hz

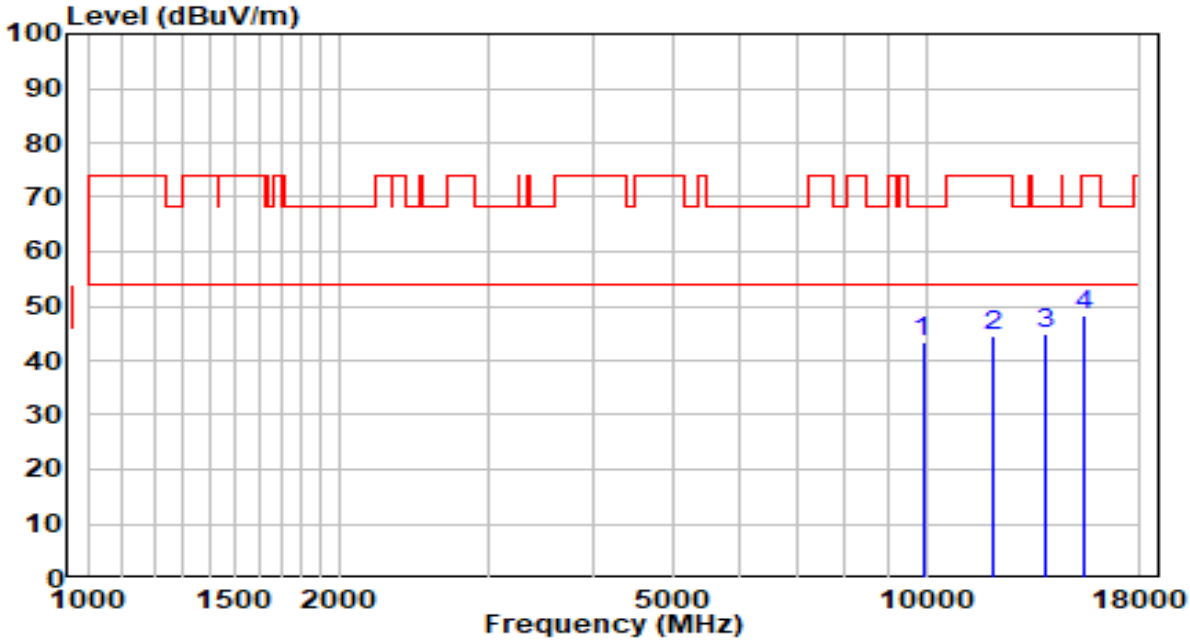

No		Frequency (MHz)	Reading (dBuV)	C.F (dB/m)	Measurement (dBuV/m)	Margin (dB)	Limit (dBuV/m)	Remark (QP/PK/AV)
1		9908.000	27.01	16.41	43.42	-24.78	68.20	Peak
2		12058.500	25.52	18.86	44.38	-29.62	74.00	Peak
3	*	13877.500	22.78	22.28	45.06	-23.14	68.20	Peak
4		15450.000	26.78	21.42	48.20	-25.80	74.00	Peak

Note:

1. " *", means this data is the worst emission level.
2. C.F (Correction Factor) = Antenna Factor (dB/m) + Cable Loss (dB)– Preamplifier(dB).
3. Measurement(dBuV/m) = Reading(dBuV) + C.F (Correction Factor).

EUT	AXE5400 Tri-Band Wi-Fi 6E Router	Date of Test	2021-10-21
Factor	BBHA 9120D (1GHz~18GHz)	Temp. / Humidity	23°C/54%
Polarity	Vertical	Site / Test Engineer	AC1 / Jay
Test Mode	Transmit at 5580MHz by 802.11ax-HE20	Test Voltage	AC 120V/60Hz

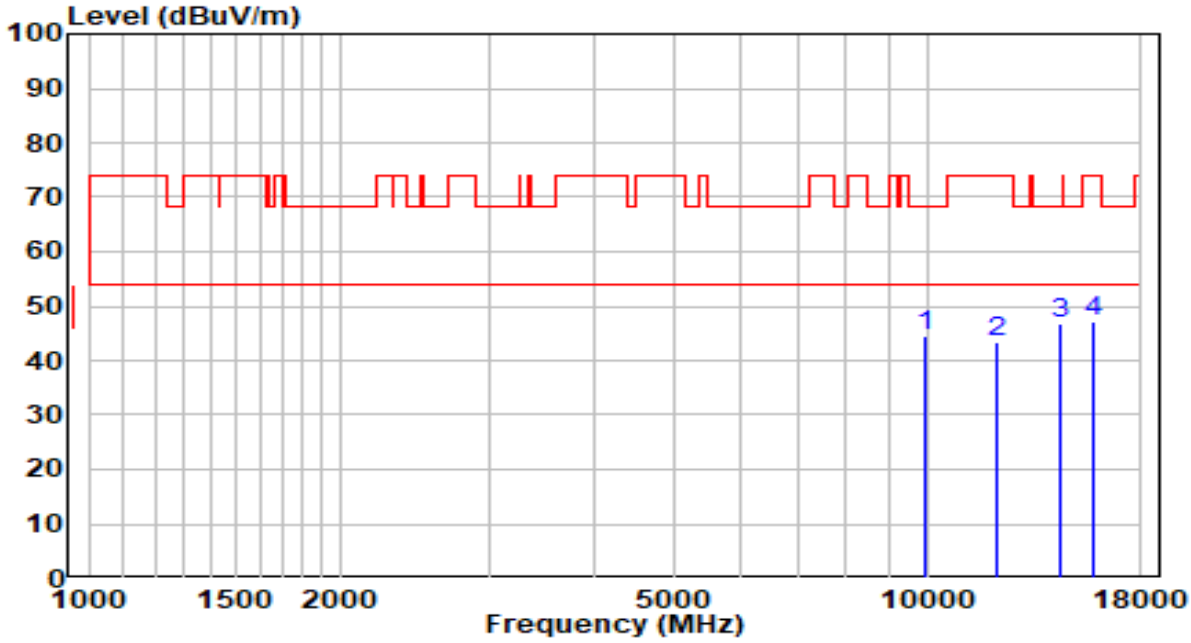

No		Frequency (MHz)	Reading (dBuV)	C.F (dB/m)	Measurement (dBuV/m)	Margin (dB)	Limit (dBuV/m)	Remark (QP/PK/AV)
1		9942.000	28.03	16.46	44.49	-23.71	68.20	Peak
2		12075.500	24.74	18.84	43.58	-30.42	74.00	Peak
3	*	14430.000	24.42	22.45	46.87	-21.33	68.20	Peak
4		15781.500	26.47	20.65	47.12	-26.88	74.00	Peak

Note:

1. " *", means this data is the worst emission level.
2. C.F (Correction Factor) = Antenna Factor (dB/m) + Cable Loss (dB)– Preamplifier(dB).
3. Measurement(dBuV/m) = Reading(dBuV) + C.F (Correction Factor).

EUT	AXE5400 Tri-Band Wi-Fi 6E Router	Date of Test	2021-10-21
Factor	BBHA 9120D (1GHz~18GHz)	Temp. / Humidity	23°C/54%
Polarity	Horizontal	Site / Test Engineer	AC1 / Jay
Test Mode	Transmit at 5700MHz by 802.11ax-HE20	Test Voltage	AC 120V/60Hz

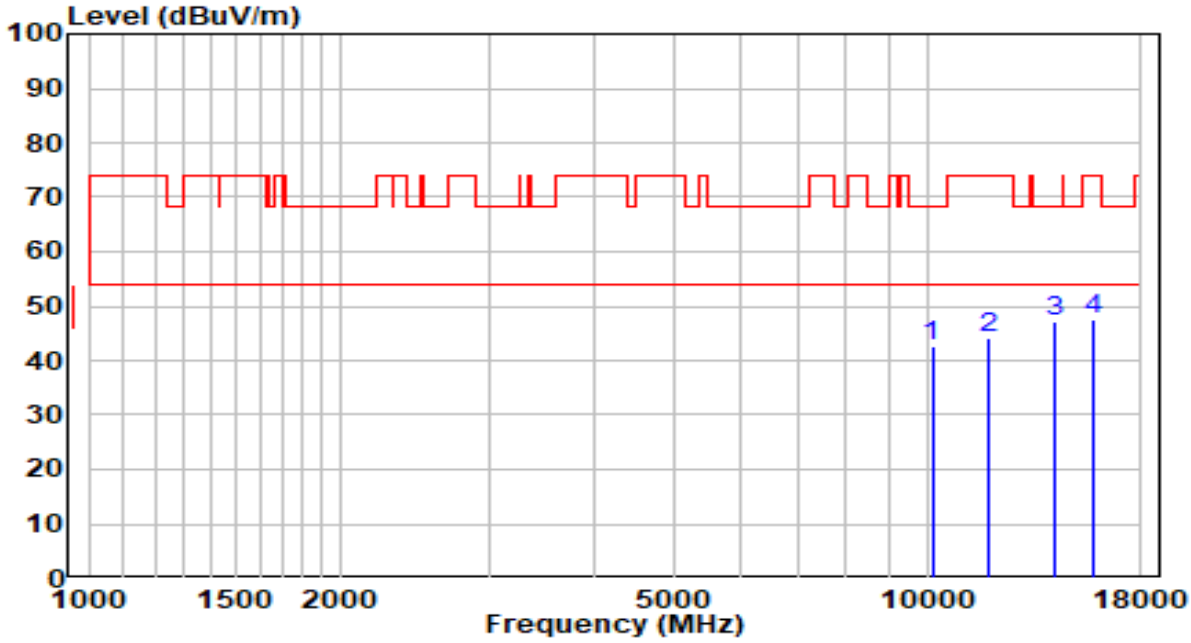

No		Frequency (MHz)	Reading (dBuV)	C.F (dB/m)	Measurement (dBuV/m)	Margin (dB)	Limit (dBuV/m)	Remark (QP/PK/AV)
1		10137.500	25.57	17.11	42.68	-25.52	68.20	Peak
2		11863.000	24.77	19.23	44.00	-30.00	74.00	Peak
3	*	14243.000	24.57	22.44	47.01	-21.19	68.20	Peak
4		15832.500	26.88	20.53	47.40	-26.60	74.00	Peak

Note:

1. " *", means this data is the worst emission level.
2. C.F (Correction Factor) = Antenna Factor (dB/m) + Cable Loss (dB)– Preamplifier(dB).
3. Measurement(dBuV/m) = Reading(dBuV) + C.F (Correction Factor).

EUT	AXE5400 Tri-Band Wi-Fi 6E Router	Date of Test	2021-10-21
Factor	BBHA 9120D (1GHz~18GHz)	Temp. / Humidity	23°C/54%
Polarity	Vertical	Site / Test Engineer	AC1 / Jay
Test Mode	Transmit at 5700MHz by 802.11ax-HE20	Test Voltage	AC 120V/60Hz

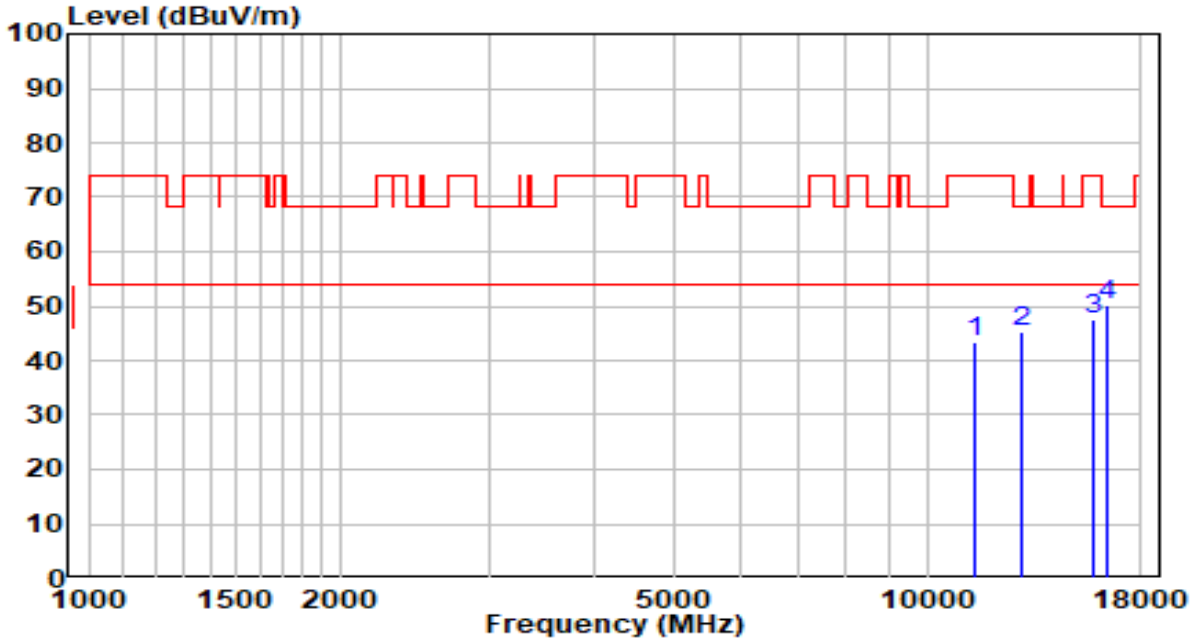

No		Frequency (MHz)	Reading (dBuV)	C.F (dB/m)	Measurement (dBuV/m)	Margin (dB)	Limit (dBuV/m)	Remark (QP/PK/AV)
1		11395.500	23.53	19.89	43.42	-30.58	74.00	Peak
2		12968.000	25.33	19.79	45.13	-23.07	68.20	Peak
3		15756.000	26.79	20.72	47.51	-26.49	74.00	Peak
4	*	16402.000	29.07	21.03	50.11	-18.09	68.20	Peak

Note:

1. " *", means this data is the worst emission level.
2. C.F (Correction Factor) = Antenna Factor (dB/m) + Cable Loss (dB)– Preamplifier(dB).
3. Measurement(dBuV/m) = Reading(dBuV) + C.F (Correction Factor).

EUT	AXE5400 Tri-Band Wi-Fi 6E Router	Date of Test	2021-10-21
Factor	BBHA 9120D (1GHz~18GHz)	Temp. / Humidity	23°C/54%
Polarity	Horizontal	Site / Test Engineer	AC1 / Jay
Test Mode	Transmit at 5720MHz by 802.11ax-HE20	Test Voltage	AC 120V/60Hz

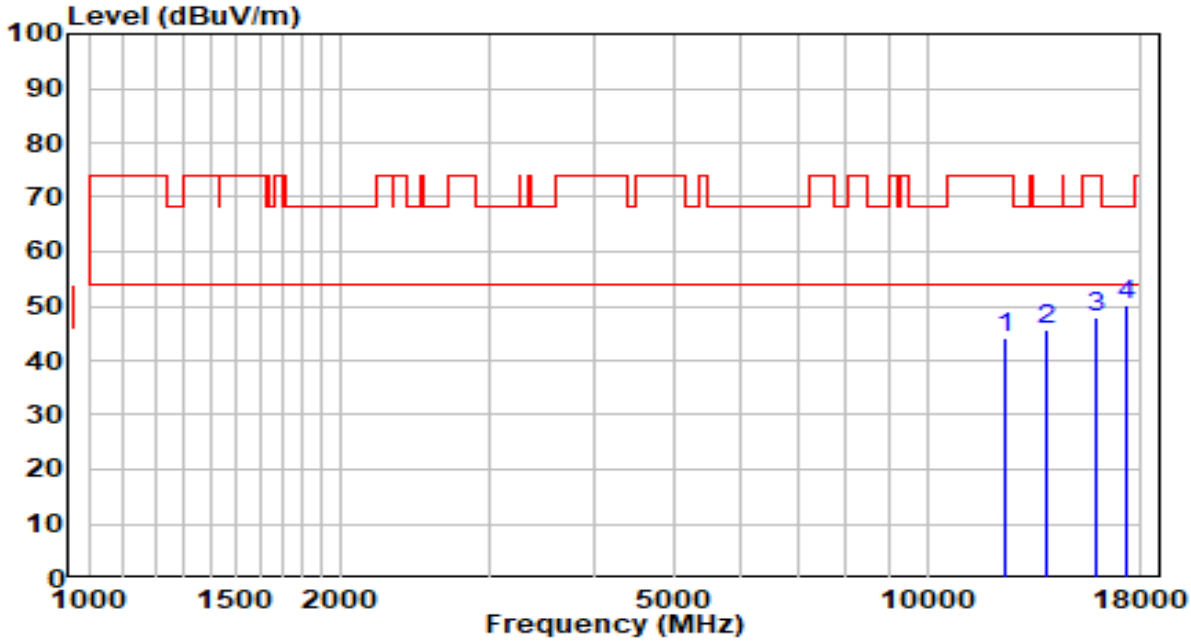

No		Frequency (MHz)	Reading (dBuV)	C.F (dB/m)	Measurement (dBuV/m)	Margin (dB)	Limit (dBuV/m)	Remark (QP/PK/AV)
1		12364.500	25.69	18.54	44.23	-29.77	74.00	Peak
2		13869.000	23.35	22.27	45.62	-22.58	68.20	Peak
3		15858.000	27.49	20.46	47.95	-26.05	74.00	Peak
4	*	17286.000	23.91	26.41	50.32	-17.88	68.20	Peak

Note:

1. " *", means this data is the worst emission level.
2. C.F (Correction Factor) = Antenna Factor (dB/m) + Cable Loss (dB)– Preamplifier(dB).
3. Measurement(dBuV/m) = Reading(dBuV) + C.F (Correction Factor).

EUT	AXE5400 Tri-Band Wi-Fi 6E Router	Date of Test	2021-10-21
Factor	BBHA 9120D (1GHz~18GHz)	Temp. / Humidity	23°C/54%
Polarity	Vertical	Site / Test Engineer	AC1 / Jay
Test Mode	Transmit at 5720MHz by 802.11ax-HE20	Test Voltage	AC 120V/60Hz

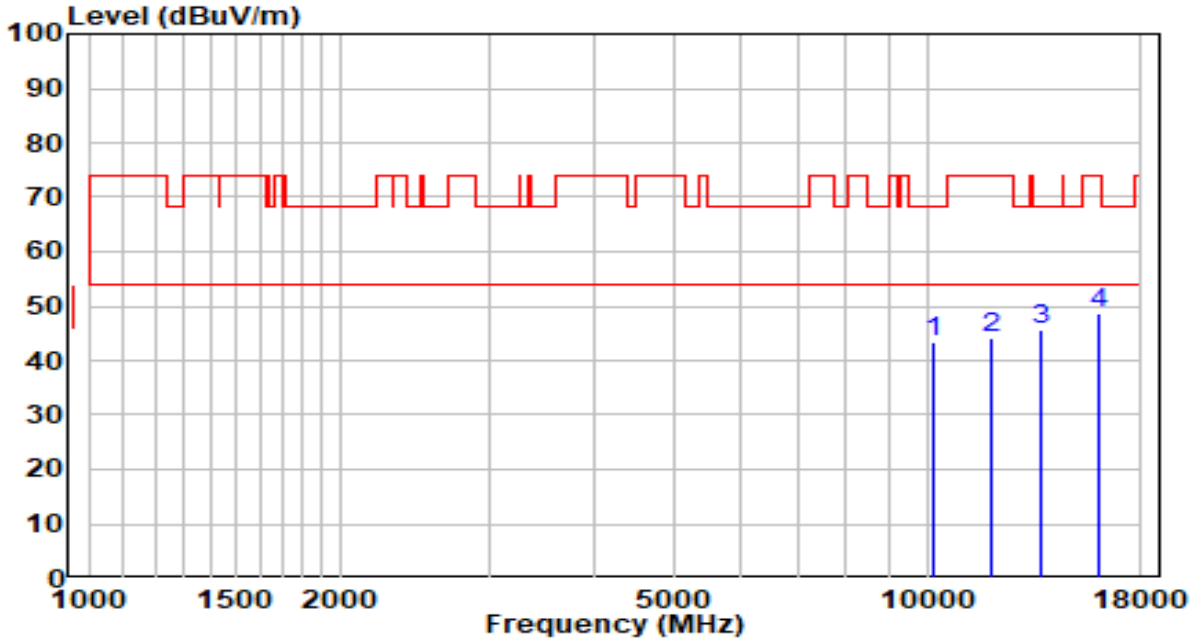

No		Frequency (MHz)	Reading (dBuV)	C.F (dB/m)	Measurement (dBuV/m)	Margin (dB)	Limit (dBuV/m)	Remark (QP/PK/AV)
1		10163.000	26.18	17.22	43.39	-24.81	68.20	Peak
2		11888.500	24.90	19.17	44.07	-29.93	74.00	Peak
3	*	13707.500	23.72	22.09	45.81	-22.39	68.20	Peak
4		16036.500	28.42	20.19	48.61	-25.39	74.00	Peak

Note:

1. " *", means this data is the worst emission level.
2. C.F (Correction Factor) = Antenna Factor (dB/m) + Cable Loss (dB)– Preamplifier(dB).
3. Measurement(dBuV/m) = Reading(dBuV) + C.F (Correction Factor).

EUT	AXE5400 Tri-Band Wi-Fi 6E Router	Date of Test	2021-10-21
Factor	BBHA 9120D (1GHz~18GHz)	Temp. / Humidity	23°C/54%
Polarity	Horizontal	Site / Test Engineer	AC1 / Jay
Test Mode	Transmit at 5745MHz by 802.11ax-HE20	Test Voltage	AC 120V/60Hz

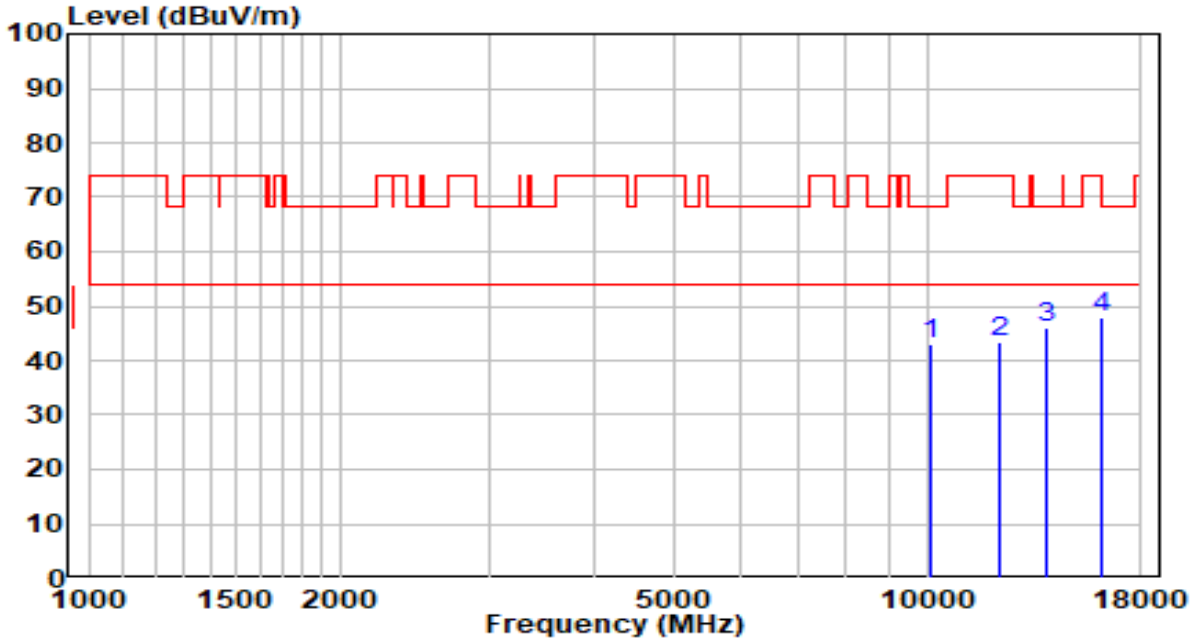

No		Frequency (MHz)	Reading (dBuV)	C.F (dB/m)	Measurement (dBuV/m)	Margin (dB)	Limit (dBuV/m)	Remark (QP/PK/AV)
1		10103.500	26.22	16.98	43.19	-25.01	68.20	Peak
2		12160.500	24.63	18.75	43.39	-30.61	74.00	Peak
3	*	13869.000	23.70	22.27	45.98	-22.22	68.20	Peak
4		16096.000	27.77	20.33	48.10	-25.90	74.00	Peak

Note:

1. " *", means this data is the worst emission level.
2. C.F (Correction Factor) = Antenna Factor (dB/m) + Cable Loss (dB)– Preamplifier(dB).
3. Measurement(dBuV/m) = Reading(dBuV) + C.F (Correction Factor).

EUT	AXE5400 Tri-Band Wi-Fi 6E Router	Date of Test	2021-10-21
Factor	BBHA 9120D (1GHz~18GHz)	Temp. / Humidity	23°C/54%
Polarity	Vertical	Site / Test Engineer	AC1 / Jay
Test Mode	Transmit at 5745MHz by 802.11ax-HE20	Test Voltage	AC 120V/60Hz

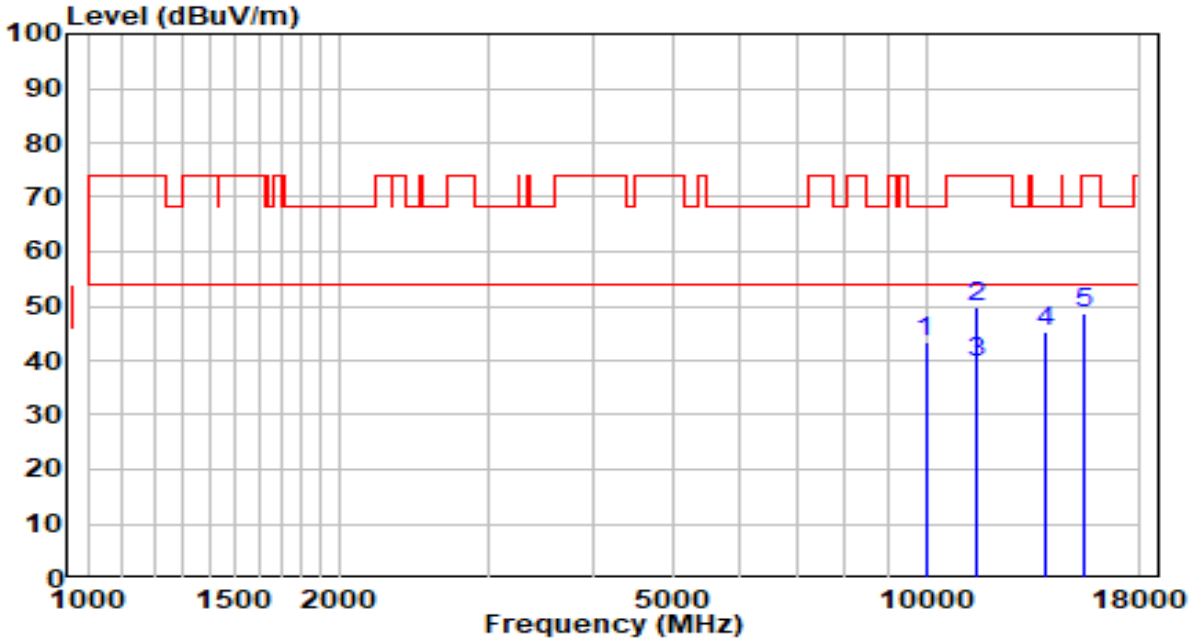

No		Frequency (MHz)	Reading (dBuV)	C.F (dB/m)	Measurement (dBuV/m)	Margin (dB)	Limit (dBuV/m)	Remark (QP/PK/AV)
1		9984.500	26.87	16.53	43.40	-24.80	68.20	Peak
2		11489.000	29.65	20.03	49.68	-24.32	74.00	Peak
3	*	11489.000	19.44	20.03	39.47	-14.53	54.00	Average
4		13886.000	23.10	22.29	45.39	-22.81	68.20	Peak
5		15458.500	27.10	21.41	48.51	-25.49	74.00	Peak

Note:

1. " *", means this data is the worst emission level.
2. C.F (Correction Factor) = Antenna Factor (dB/m) + Cable Loss (dB)– Preamplifier(dB).
3. Measurement(dBuV/m) = Reading(dBuV) + C.F (Correction Factor).

EUT	AXE5400 Tri-Band Wi-Fi 6E Router	Date of Test	2021-10-21
Factor	BBHA 9120D (1GHz~18GHz)	Temp. / Humidity	23°C/54%
Polarity	Horizontal	Site / Test Engineer	AC1 / Jay
Test Mode	Transmit at 5785MHz by 802.11ax-HE20	Test Voltage	AC 120V/60Hz

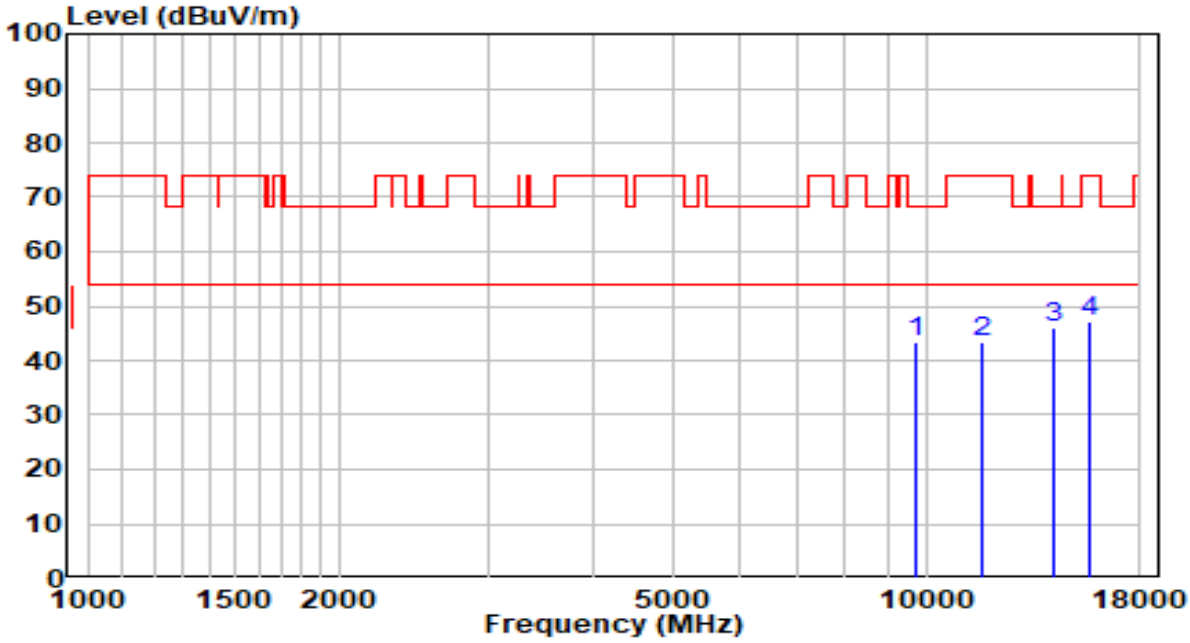

No		Frequency (MHz)	Reading (dBuV)	C.F (dB/m)	Measurement (dBuV/m)	Margin (dB)	Limit (dBuV/m)	Remark (QP/PK/AV)
1		9695.500	27.37	16.05	43.42	-24.78	68.20	Peak
2		11633.500	23.67	19.75	43.42	-30.58	74.00	Peak
3	*	14234.500	23.61	22.44	46.05	-22.15	68.20	Peak
4		15628.500	26.20	21.03	47.23	-26.77	74.00	Peak

Note:

1. " *", means this data is the worst emission level.
2. C.F (Correction Factor) = Antenna Factor (dB/m) + Cable Loss (dB)– Preamplifier(dB).
3. Measurement(dBuV/m) = Reading(dBuV) + C.F (Correction Factor).

EUT	AXE5400 Tri-Band Wi-Fi 6E Router	Date of Test	2021-10-21
Factor	BBHA 9120D (1GHz~18GHz)	Temp. / Humidity	23°C/54%
Polarity	Vertical	Site / Test Engineer	AC1 / Jay
Test Mode	Transmit at 5785MHz by 802.11ax-HE20	Test Voltage	AC 120V/60Hz

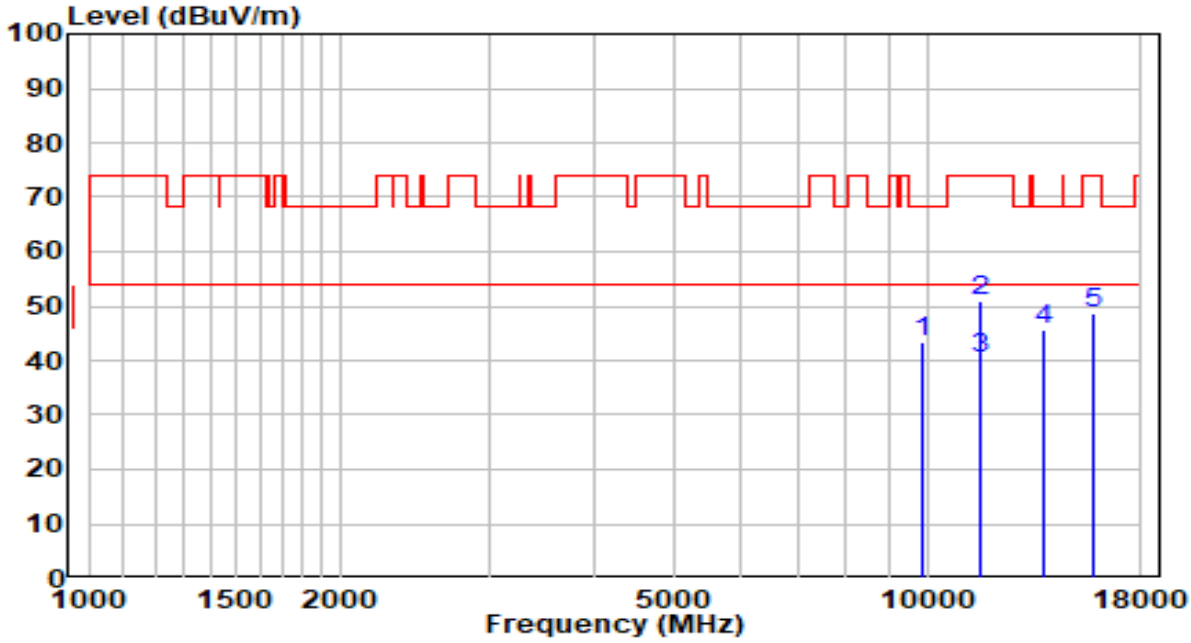

No		Frequency (MHz)	Reading (dBuV)	C.F (dB/m)	Measurement (dBuV/m)	Margin (dB)	Limit (dBuV/m)	Remark (QP/PK/AV)
1		9840.000	27.11	16.29	43.40	-24.80	68.20	Peak
2		11565.500	30.90	19.90	50.80	-23.20	74.00	Peak
3	*	11565.500	20.56	19.90	40.46	-13.54	54.00	Average
4		13724.500	23.62	22.11	45.73	-22.47	68.20	Peak
5		15747.500	27.83	20.74	48.57	-25.43	74.00	Peak

Note:

1. " *", means this data is the worst emission level.
2. C.F (Correction Factor) = Antenna Factor (dB/m) + Cable Loss (dB)– Preamplifier(dB).
3. Measurement(dBuV/m) = Reading(dBuV) + C.F (Correction Factor).

EUT	AXE5400 Tri-Band Wi-Fi 6E Router	Date of Test	2021-10-21
Factor	BBHA 9120D (1GHz~18GHz)	Temp. / Humidity	23°C/54%
Polarity	Horizontal	Site / Test Engineer	AC1 / Jay
Test Mode	Transmit at 5825MHz by 802.11ax-HE20	Test Voltage	AC 120V/60Hz

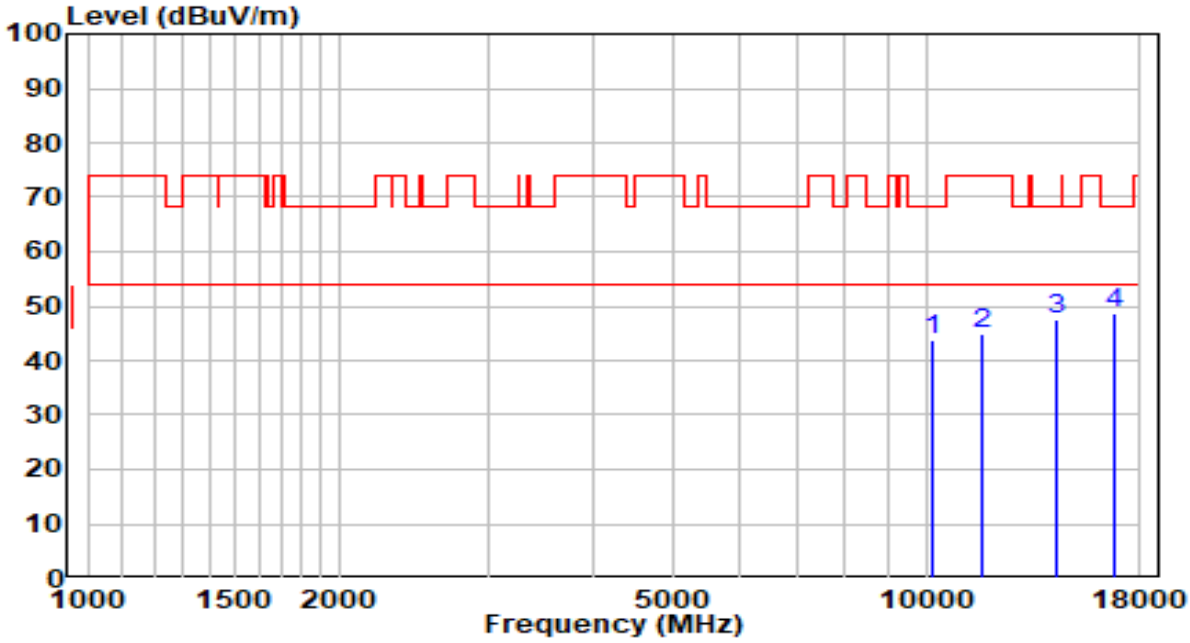

No		Frequency (MHz)	Reading (dBuV)	C.F (dB/m)	Measurement (dBuV/m)	Margin (dB)	Limit (dBuV/m)	Remark (QP/PK/AV)
1		10163.000	26.44	17.22	43.66	-24.54	68.20	Peak
2		11642.000	25.26	19.73	44.99	-29.01	74.00	Peak
3		14302.500	24.95	22.44	47.39	-20.81	68.20	Peak
4	*	16810.000	25.29	23.28	48.56	-19.64	68.20	Peak

Note:

1. " *", means this data is the worst emission level.
2. C.F (Correction Factor) = Antenna Factor (dB/m) + Cable Loss (dB)– Preamplifier(dB).
3. Measurement(dBuV/m) = Reading(dBuV) + C.F (Correction Factor).

EUT	AXE5400 Tri-Band Wi-Fi 6E Router	Date of Test	2021-10-21
Factor	BBHA 9120D (1GHz~18GHz)	Temp. / Humidity	23°C/54%
Polarity	Vertical	Site / Test Engineer	AC1 / Jay
Test Mode	Transmit at 5825MHz by 802.11ax-HE20	Test Voltage	AC 120V/60Hz

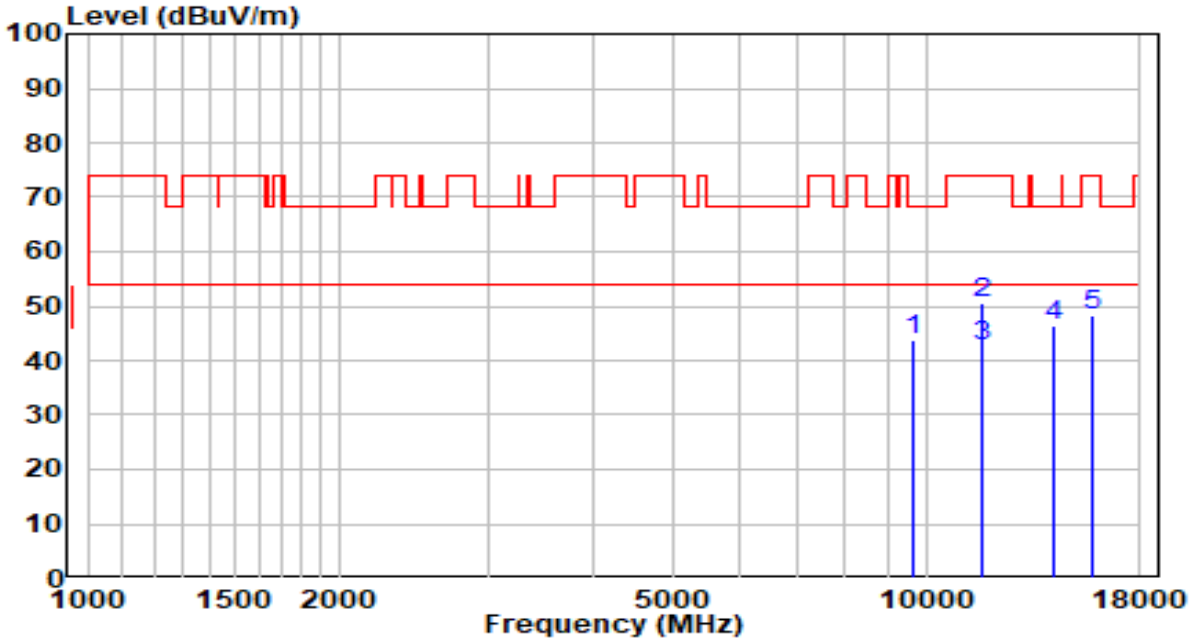

No		Frequency (MHz)	Reading (dBuV)	C.F (dB/m)	Measurement (dBuV/m)	Margin (dB)	Limit (dBuV/m)	Remark (QP/PK/AV)
1		9653.000	27.75	15.98	43.73	-24.47	68.20	Peak
2		11659.000	30.70	19.69	50.40	-23.60	74.00	Peak
3	*	11659.000	23.05	19.69	42.75	-11.26	54.00	Average
4		14243.000	24.04	22.44	46.48	-21.72	68.20	Peak
5		15807.000	27.71	20.59	48.30	-25.70	74.00	Peak

Note:

1. " *", means this data is the worst emission level.
2. C.F (Correction Factor) = Antenna Factor (dB/m) + Cable Loss (dB)– Preamplifier(dB).
3. Measurement(dBuV/m) = Reading(dBuV) + C.F (Correction Factor).

EUT	AXE5400 Tri-Band Wi-Fi 6E Router	Date of Test	2021-10-21
Factor	BBHA 9120D (1GHz~18GHz)	Temp. / Humidity	23°C/54%
Polarity	Horizontal	Site / Test Engineer	AC1 / Jay
Test Mode	Transmit at 5190MHz by 802.11ax-HE40	Test Voltage	AC 120V/60Hz

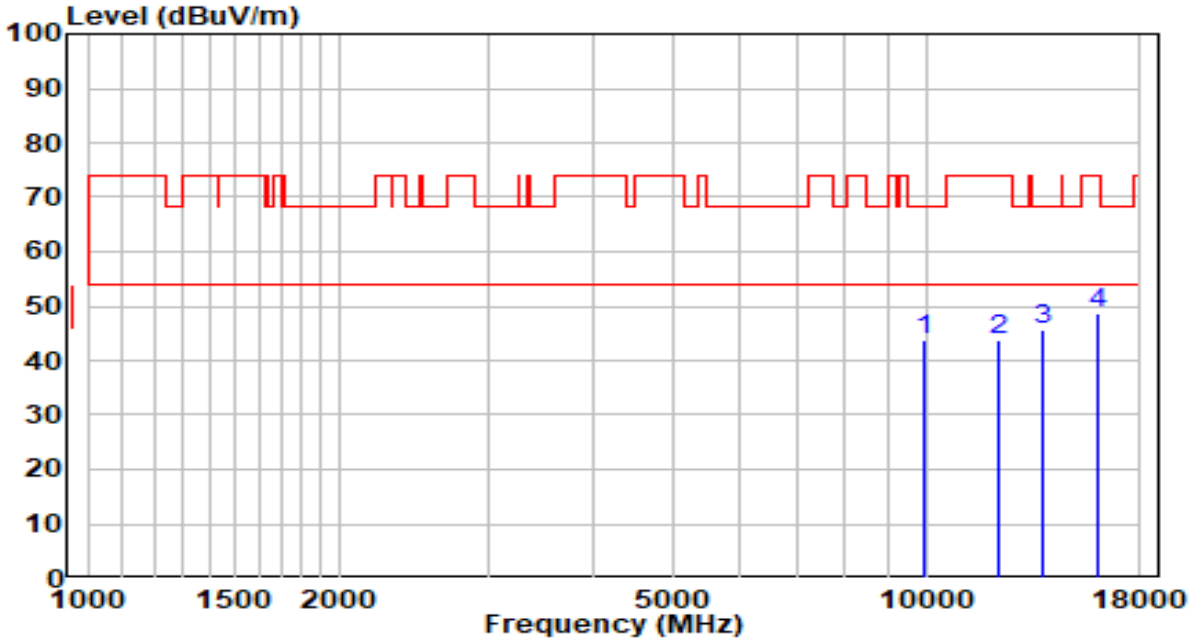

No		Frequency (MHz)	Reading (dBuV)	C.F (dB/m)	Measurement (dBuV/m)	Margin (dB)	Limit (dBuV/m)	Remark (QP/PK/AV)
1		9959.000	27.12	16.49	43.61	-24.59	68.20	Peak
2		12245.500	25.23	18.67	43.90	-30.10	74.00	Peak
3	*	13724.500	23.64	22.11	45.75	-22.45	68.20	Peak
4		16070.500	28.43	20.27	48.71	-25.29	74.00	Peak

Note:

1. " *", means this data is the worst emission level.
2. C.F (Correction Factor) = Antenna Factor (dB/m) + Cable Loss (dB)– Preamplifier(dB).
3. Measurement(dBuV/m) = Reading(dBuV) + C.F (Correction Factor).

EUT	AXE5400 Tri-Band Wi-Fi 6E Router	Date of Test	2021-10-21
Factor	BBHA 9120D (1GHz~18GHz)	Temp. / Humidity	23°C/54%
Polarity	Vertical	Site / Test Engineer	AC1 / Jay
Test Mode	Transmit at 5190MHz by 802.11ax-HE40	Test Voltage	AC 120V/60Hz

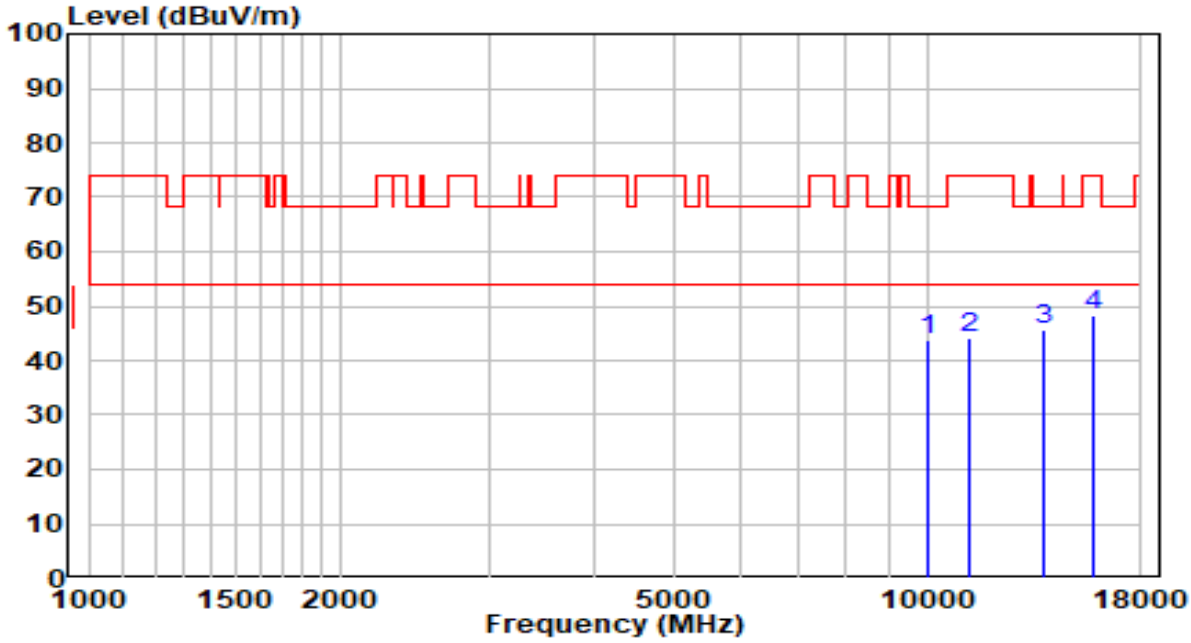

No		Frequency (MHz)	Reading (dBuV)	C.F (dB/m)	Measurement (dBuV/m)	Margin (dB)	Limit (dBuV/m)	Remark (QP/PK/AV)
1		10052.500	27.00	16.77	43.77	-24.43	68.20	Peak
2		11208.500	24.38	19.60	43.98	-30.02	74.00	Peak
3	*	13809.500	23.34	22.20	45.54	-22.66	68.20	Peak
4		15747.500	27.64	20.74	48.38	-25.62	74.00	Peak

Note:

1. " *", means this data is the worst emission level.
2. C.F (Correction Factor) = Antenna Factor (dB/m) + Cable Loss (dB)– Preamplifier(dB).
3. Measurement(dBuV/m) = Reading(dBuV) + C.F (Correction Factor).

EUT	AXE5400 Tri-Band Wi-Fi 6E Router	Date of Test	2021-10-21
Factor	BBHA 9120D (1GHz~18GHz)	Temp. / Humidity	23°C/54%
Polarity	Horizontal	Site / Test Engineer	AC1 / Jay
Test Mode	Transmit at 5230MHz by 802.11ax-HE40	Test Voltage	AC 120V/60Hz

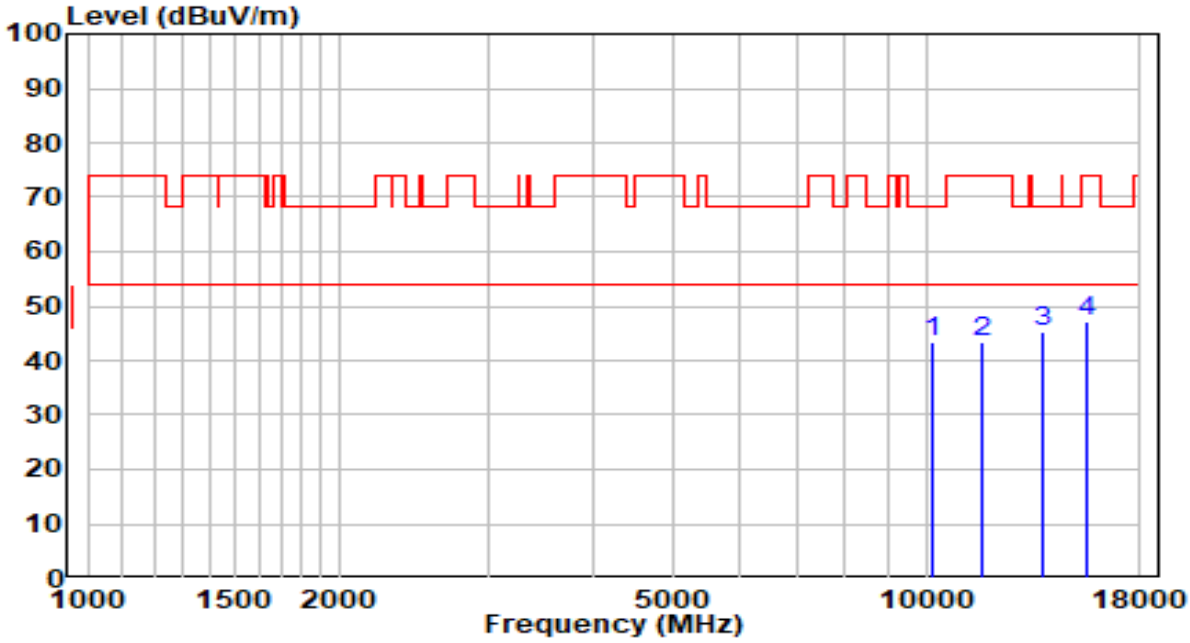

No		Frequency (MHz)	Reading (dBuV)	C.F (dB/m)	Measurement (dBuV/m)	Margin (dB)	Limit (dBuV/m)	Remark (QP/PK/AV)
1		10163.000	26.21	17.22	43.43	-24.77	68.20	Peak
2		11642.000	23.57	19.73	43.30	-30.70	74.00	Peak
3	*	13775.500	22.98	22.17	45.15	-23.05	68.20	Peak
4		15543.500	26.11	21.24	47.35	-26.65	74.00	Peak

Note:

1. " *", means this data is the worst emission level.
2. C.F (Correction Factor) = Antenna Factor (dB/m) + Cable Loss (dB)– Preamplifier(dB).
3. Measurement(dBuV/m) = Reading(dBuV) + C.F (Correction Factor).

EUT	AXE5400 Tri-Band Wi-Fi 6E Router	Date of Test	2021-10-21
Factor	BBHA 9120D (1GHz~18GHz)	Temp. / Humidity	23°C/54%
Polarity	Vertical	Site / Test Engineer	AC1 / Jay
Test Mode	Transmit at 5230MHz by 802.11ax-HE40	Test Voltage	AC 120V/60Hz

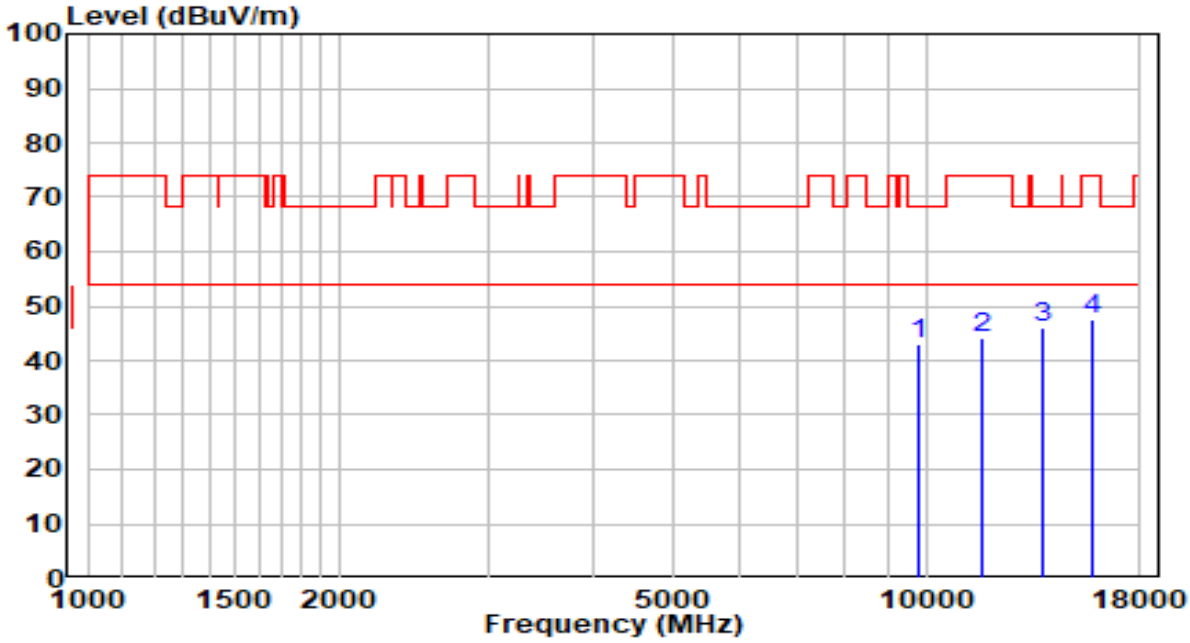

No		Frequency (MHz)	Reading (dBuV)	C.F (dB/m)	Measurement (dBuV/m)	Margin (dB)	Limit (dBuV/m)	Remark (QP/PK/AV)
1		9823.000	26.78	16.26	43.04	-25.16	68.20	Peak
2		11625.000	24.22	19.77	43.98	-30.02	74.00	Peak
3	*	13724.500	23.74	22.11	45.85	-22.35	68.20	Peak
4		15764.500	26.93	20.69	47.62	-26.38	74.00	Peak

Note:

1. " *", means this data is the worst emission level.
2. C.F (Correction Factor) = Antenna Factor (dB/m) + Cable Loss (dB)– Preamplifier(dB).
3. Measurement(dBuV/m) = Reading(dBuV) + C.F (Correction Factor).

EUT	AXE5400 Tri-Band Wi-Fi 6E Router	Date of Test	2021-10-21
Factor	BBHA 9120D (1GHz~18GHz)	Temp. / Humidity	23°C/54%
Polarity	Horizontal	Site / Test Engineer	AC1 / Jay
Test Mode	Transmit at 5270MHz by 802.11ax-HE40	Test Voltage	AC 120V/60Hz

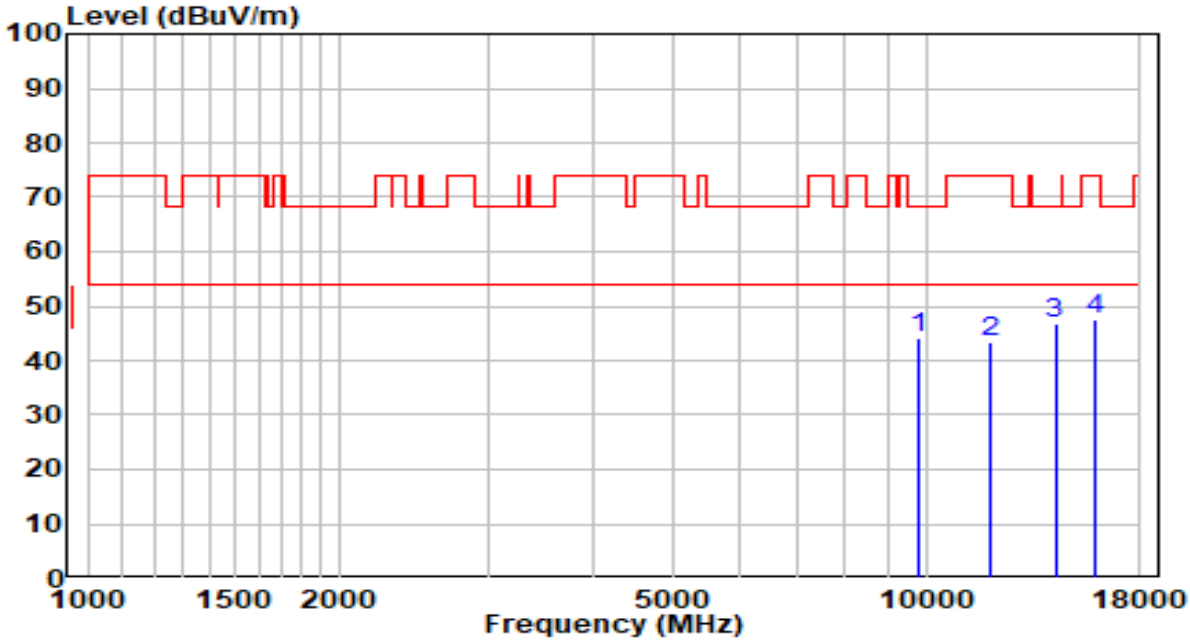

No		Frequency (MHz)	Reading (dBuV)	C.F (dB/m)	Measurement (dBuV/m)	Margin (dB)	Limit (dBuV/m)	Remark (QP/PK/AV)
1		9831.500	27.70	16.28	43.98	-24.22	68.20	Peak
2		11956.500	24.49	19.02	43.50	-30.50	74.00	Peak
3	*	14251.500	24.26	22.44	46.70	-21.50	68.20	Peak
4		15951.500	27.15	20.23	47.38	-26.62	74.00	Peak

Note:

1. " *", means this data is the worst emission level.
2. C.F (Correction Factor) = Antenna Factor (dB/m) + Cable Loss (dB)– Preamplifier(dB).
3. Measurement(dBuV/m) = Reading(dBuV) + C.F (Correction Factor).

EUT	AXE5400 Tri-Band Wi-Fi 6E Router	Date of Test	2021-10-21
Factor	BBHA 9120D (1GHz~18GHz)	Temp. / Humidity	23°C/54%
Polarity	Vertical	Site / Test Engineer	AC1 / Jay
Test Mode	Transmit at 5270MHz by 802.11ax-HE40	Test Voltage	AC 120V/60Hz

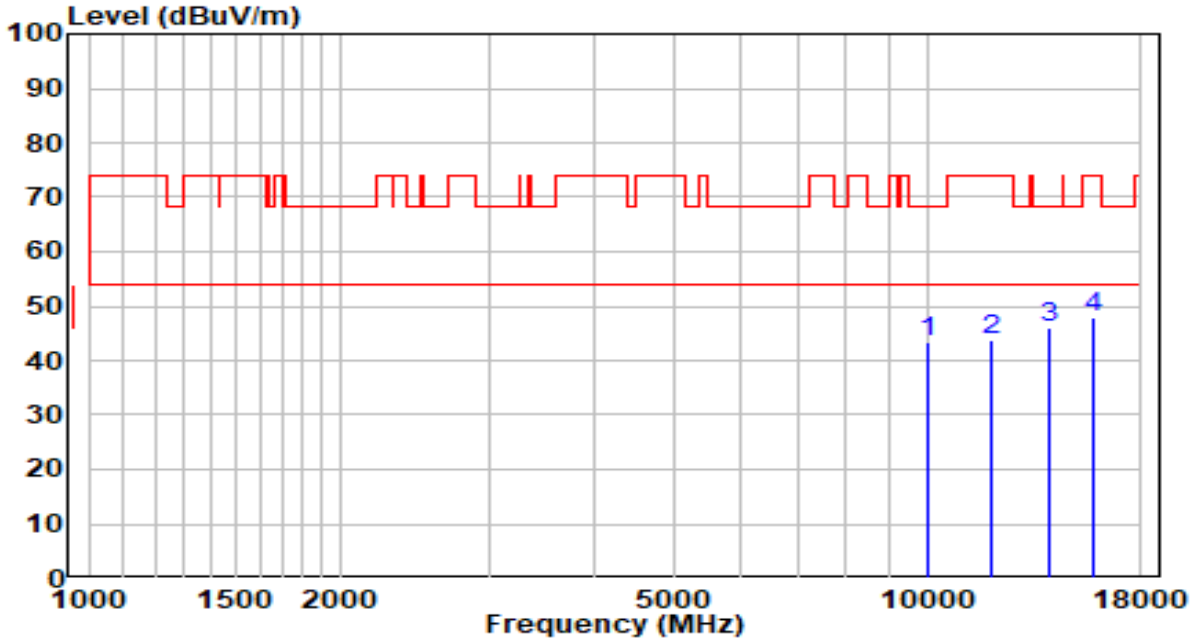

No		Frequency (MHz)	Reading (dBuV)	C.F (dB/m)	Measurement (dBuV/m)	Margin (dB)	Limit (dBuV/m)	Remark (QP/PK/AV)
1		9993.000	26.91	16.55	43.46	-24.74	68.20	Peak
2		11956.500	24.79	19.02	43.81	-30.19	74.00	Peak
3	*	13937.000	23.51	22.35	45.86	-22.34	68.20	Peak
4		15739.000	27.07	20.76	47.83	-26.17	74.00	Peak

Note:

1. " *", means this data is the worst emission level.
2. C.F (Correction Factor) = Antenna Factor (dB/m) + Cable Loss (dB)– Preamplifier(dB).
3. Measurement(dBuV/m) = Reading(dBuV) + C.F (Correction Factor).

EUT	AXE5400 Tri-Band Wi-Fi 6E Router	Date of Test	2021-10-21
Factor	BBHA 9120D (1GHz~18GHz)	Temp. / Humidity	23°C/54%
Polarity	Horizontal	Site / Test Engineer	AC1 / Jay
Test Mode	Transmit at 5310MHz by 802.11ax-HE40	Test Voltage	AC 120V/60Hz

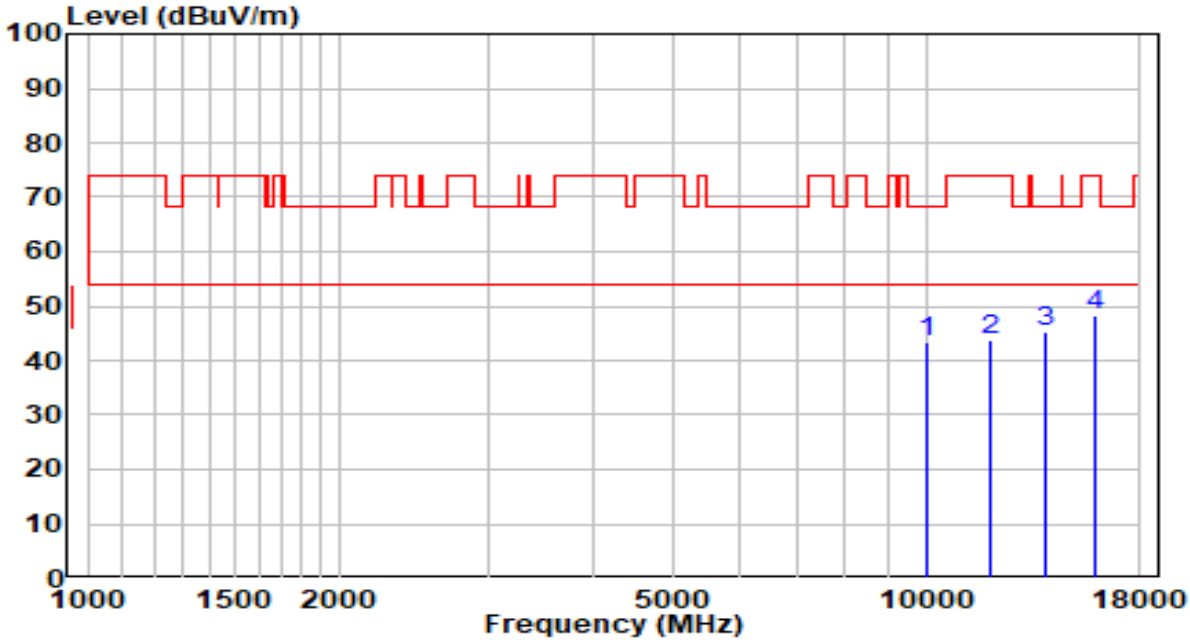

No		Frequency (MHz)	Reading (dBuV)	C.F (dB/m)	Measurement (dBuV/m)	Margin (dB)	Limit (dBuV/m)	Remark (QP/PK/AV)
1		10027.000	26.81	16.67	43.48	-24.72	68.20	Peak
2		11965.000	24.84	19.00	43.84	-30.16	74.00	Peak
3	*	13843.500	23.21	22.24	45.45	-22.75	68.20	Peak
4		15951.500	28.07	20.23	48.30	-25.70	74.00	Peak

Note:

1. " *", means this data is the worst emission level.
2. C.F (Correction Factor) = Antenna Factor (dB/m) + Cable Loss (dB)– Preamplifier(dB).
3. Measurement(dBuV/m) = Reading(dBuV) + C.F (Correction Factor).

EUT	AXE5400 Tri-Band Wi-Fi 6E Router	Date of Test	2021-10-21
Factor	BBHA 9120D (1GHz~18GHz)	Temp. / Humidity	23°C/54%
Polarity	Vertical	Site / Test Engineer	AC1 / Jay
Test Mode	Transmit at 5310MHz by 802.11ax-HE40	Test Voltage	AC 120V/60Hz

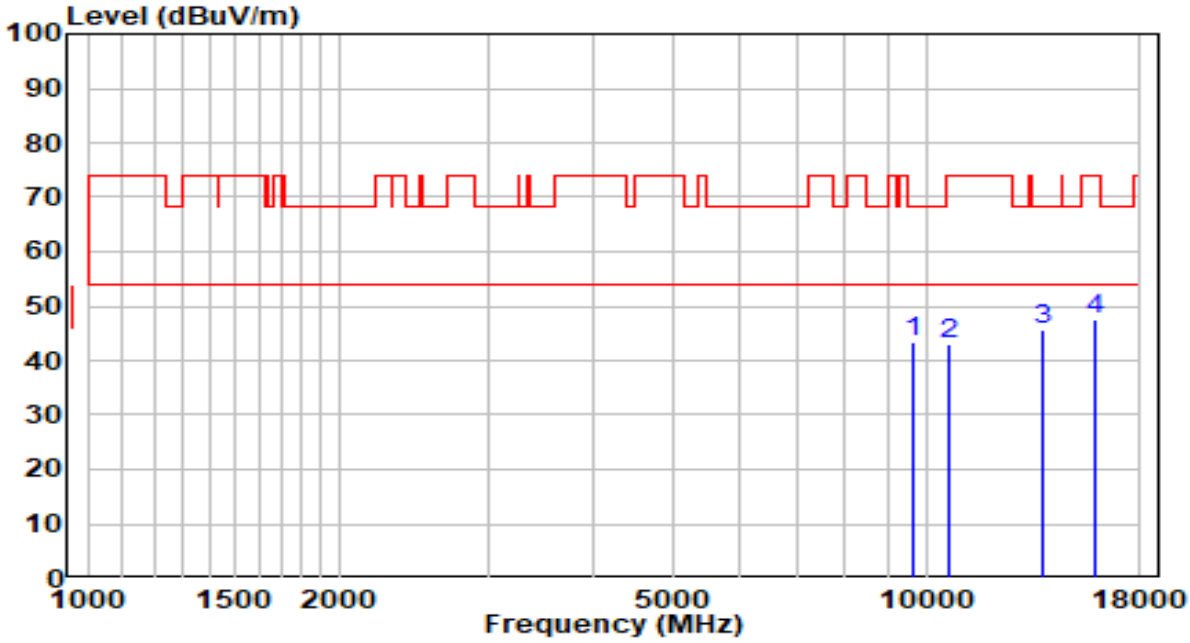

No		Frequency (MHz)	Reading (dBuV)	C.F (dB/m)	Measurement (dBuV/m)	Margin (dB)	Limit (dBuV/m)	Remark (QP/PK/AV)
1		9627.500	27.58	15.93	43.52	-24.68	68.20	Peak
2		10681.500	24.24	18.83	43.06	-30.94	74.00	Peak
3	*	13767.000	23.59	22.16	45.75	-22.45	68.20	Peak
4		15934.500	27.42	20.27	47.69	-26.31	74.00	Peak

Note:

1. " *", means this data is the worst emission level.
2. C.F (Correction Factor) = Antenna Factor (dB/m) + Cable Loss (dB)– Preamplifier(dB).
3. Measurement(dBuV/m) = Reading(dBuV) + C.F (Correction Factor).

EUT	AXE5400 Tri-Band Wi-Fi 6E Router	Date of Test	2021-10-21
Factor	BBHA 9120D (1GHz~18GHz)	Temp. / Humidity	23°C/54%
Polarity	Horizontal	Site / Test Engineer	AC1 / Jay
Test Mode	Transmit at 5510MHz by 802.11ax-HE40	Test Voltage	AC 120V/60Hz

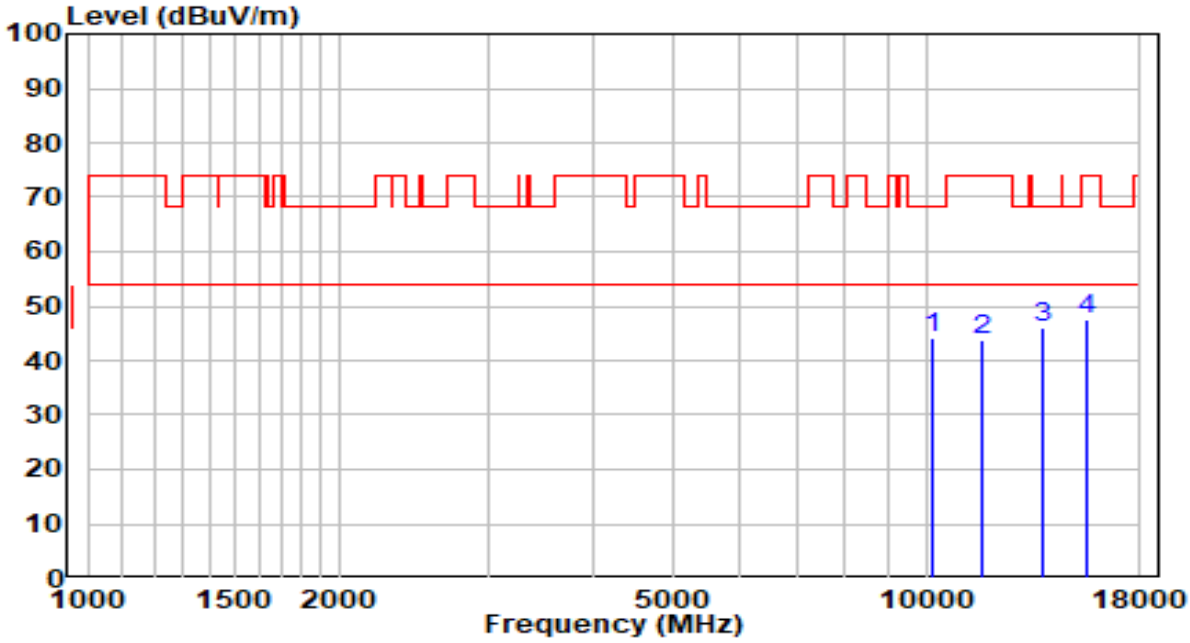

No		Frequency (MHz)	Reading (dBuV)	C.F (dB/m)	Measurement (dBuV/m)	Margin (dB)	Limit (dBuV/m)	Remark (QP/PK/AV)
1		10197.000	26.88	17.35	44.23	-23.97	68.20	Peak
2		11667.500	23.95	19.67	43.63	-30.37	74.00	Peak
3	*	13724.500	23.75	22.11	45.86	-22.34	68.20	Peak
4		15492.500	26.29	21.36	47.65	-26.35	74.00	Peak

Note:

1. " *", means this data is the worst emission level.
2. C.F (Correction Factor) = Antenna Factor (dB/m) + Cable Loss (dB)– Preamplifier(dB).
3. Measurement(dBuV/m) = Reading(dBuV) + C.F (Correction Factor).

EUT	AXE5400 Tri-Band Wi-Fi 6E Router	Date of Test	2021-10-21
Factor	BBHA 9120D (1GHz~18GHz)	Temp. / Humidity	23°C/54%
Polarity	Vertical	Site / Test Engineer	AC1 / Jay
Test Mode	Transmit at 5510MHz by 802.11ax-HE40	Test Voltage	AC 120V/60Hz

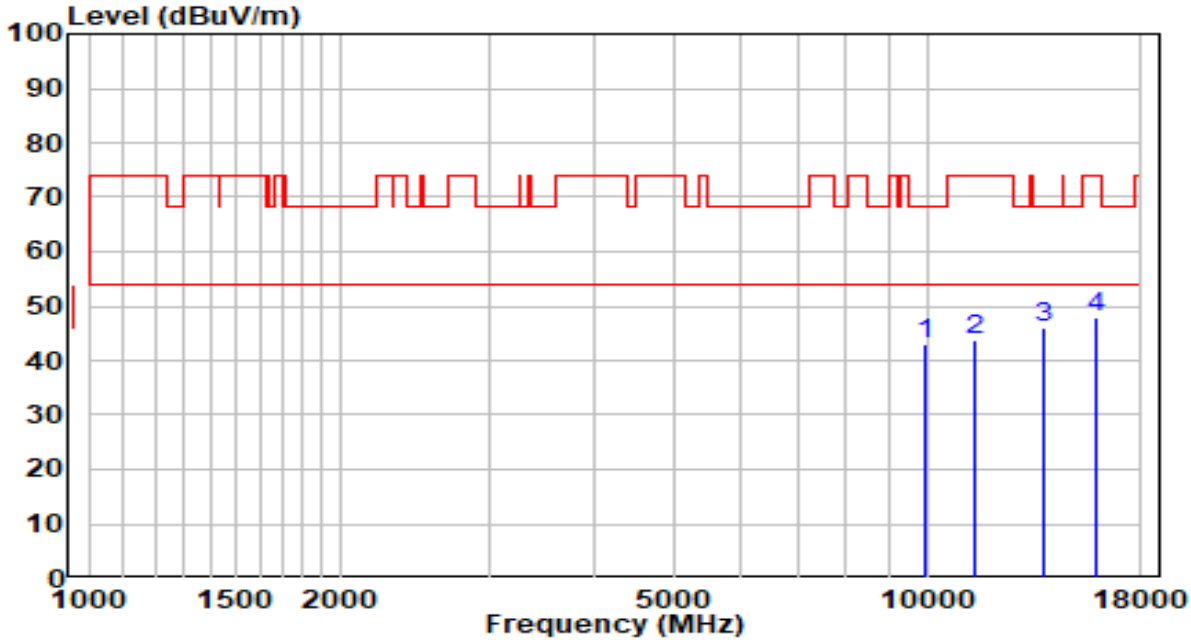

No		Frequency (MHz)	Reading (dBuV)	C.F (dB/m)	Measurement (dBuV/m)	Margin (dB)	Limit (dBuV/m)	Remark (QP/PK/AV)
1		9950.500	26.66	16.48	43.14	-25.06	68.20	Peak
2		11429.500	23.64	19.94	43.59	-30.41	74.00	Peak
3	*	13767.000	23.93	22.16	46.09	-22.11	68.20	Peak
4		15858.000	27.32	20.46	47.78	-26.22	74.00	Peak

Note:

1. " *", means this data is the worst emission level.
2. C.F (Correction Factor) = Antenna Factor (dB/m) + Cable Loss (dB)– Preamplifier(dB).
3. Measurement(dBuV/m) = Reading(dBuV) + C.F (Correction Factor).

EUT	AXE5400 Tri-Band Wi-Fi 6E Router	Date of Test	2021-10-21
Factor	BBHA 9120D (1GHz~18GHz)	Temp. / Humidity	23°C/54%
Polarity	Horizontal	Site / Test Engineer	AC1 / Jay
Test Mode	Transmit at 5550MHz by 802.11ax-HE40	Test Voltage	AC 120V/60Hz

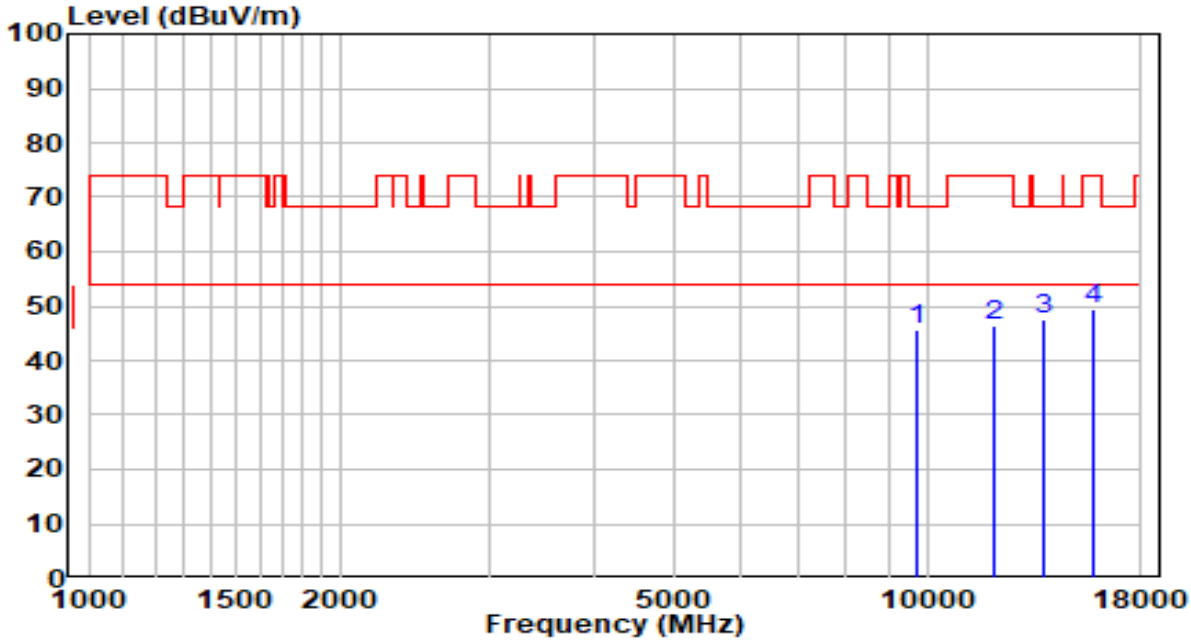

No		Frequency (MHz)	Reading (dBuV)	C.F (dB/m)	Measurement (dBuV/m)	Margin (dB)	Limit (dBuV/m)	Remark (QP/PK/AV)
1		9721.000	29.39	16.09	45.48	-22.72	68.20	Peak
2		12024.500	27.64	18.89	46.53	-27.47	74.00	Peak
3	*	13809.500	25.31	22.20	47.52	-20.68	68.20	Peak
4		15756.000	28.55	20.72	49.26	-24.74	74.00	Peak

Note:

1. " *", means this data is the worst emission level.
2. C.F (Correction Factor) = Antenna Factor (dB/m) + Cable Loss (dB)– Preamplifier(dB).
3. Measurement(dBuV/m) = Reading(dBuV) + C.F (Correction Factor).

EUT	AXE5400 Tri-Band Wi-Fi 6E Router	Date of Test	2021-10-21
Factor	BBHA 9120D (1GHz~18GHz)	Temp. / Humidity	23°C/54%
Polarity	Vertical	Site / Test Engineer	AC1 / Jay
Test Mode	Transmit at 5550MHz by 802.11ax-HE40	Test Voltage	AC 120V/60Hz

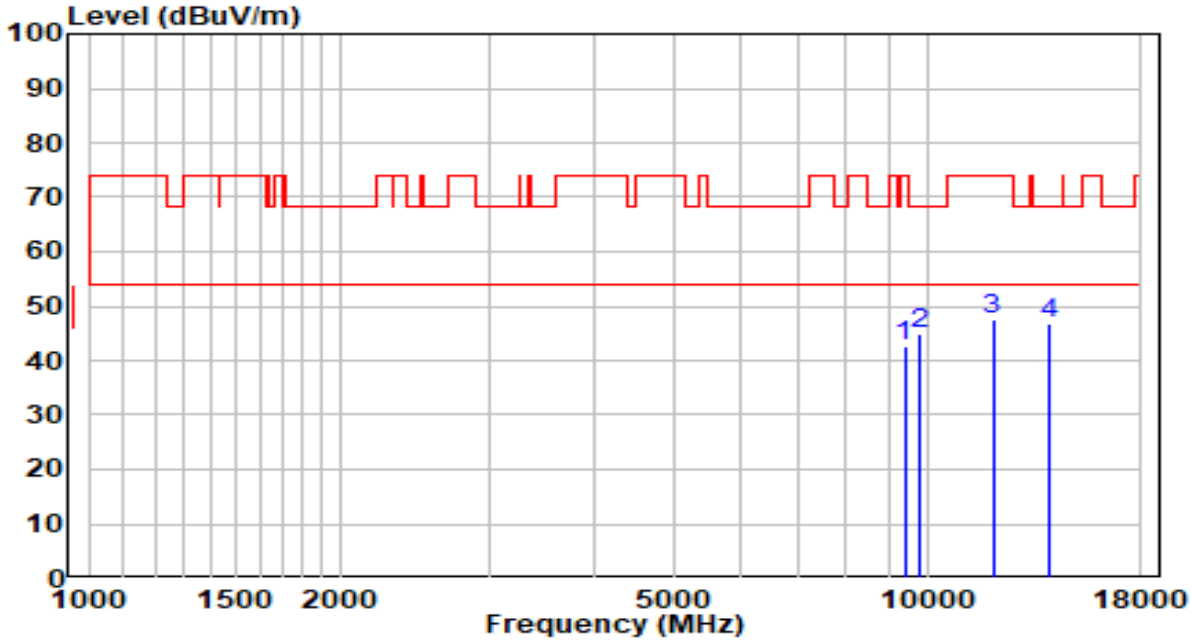

No		Frequency (MHz)	Reading (dBuV)	C.F (dB/m)	Measurement (dBuV/m)	Margin (dB)	Limit (dBuV/m)	Remark (QP/PK/AV)
1		9398.000	27.04	15.55	42.59	-31.41	74.00	Peak
2		9823.000	28.74	16.26	45.01	-23.19	68.20	Peak
3		11973.500	28.45	18.98	47.43	-26.57	74.00	Peak
4	*	13945.500	24.27	22.36	46.62	-21.58	68.20	Peak

Note:

1. " *", means this data is the worst emission level.
2. C.F (Correction Factor) = Antenna Factor (dB/m) + Cable Loss (dB)– Preamplifier(dB).
3. Measurement(dBuV/m) = Reading(dBuV) + C.F (Correction Factor).

EUT	AXE5400 Tri-Band Wi-Fi 6E Router	Date of Test	2021-10-21
Factor	BBHA 9120D (1GHz~18GHz)	Temp. / Humidity	23°C/54%
Polarity	Horizontal	Site / Test Engineer	AC1 / Jay
Test Mode	Transmit at 5670MHz by 802.11ax-HE40	Test Voltage	AC 120V/60Hz

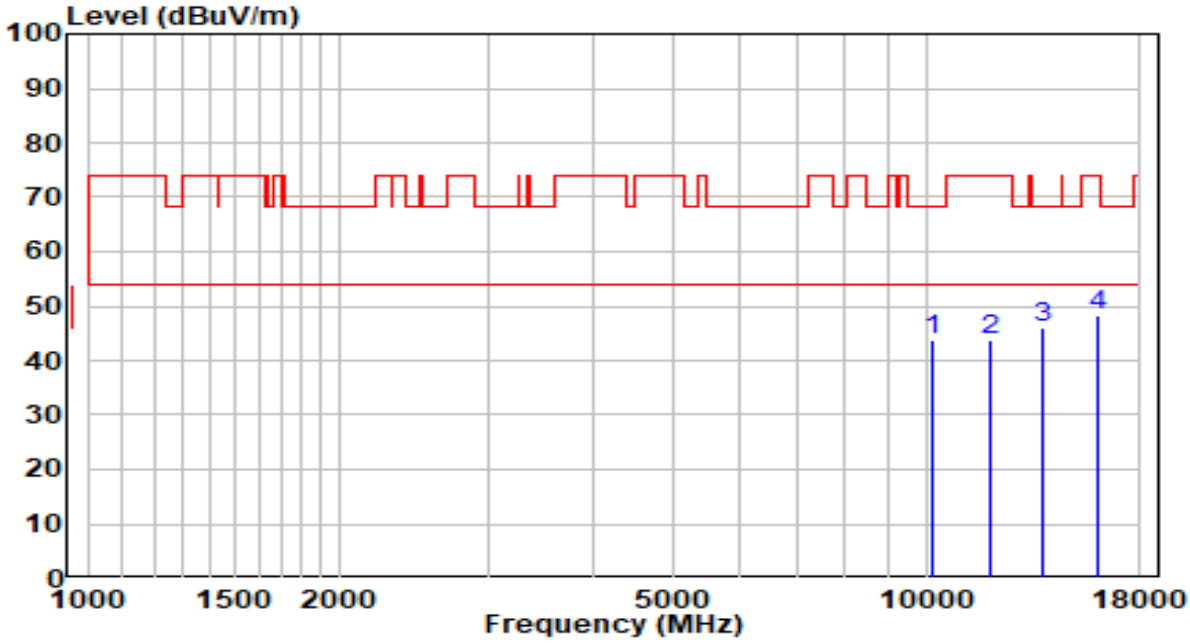

No		Frequency (MHz)	Reading (dBuV)	C.F (dB/m)	Measurement (dBuV/m)	Margin (dB)	Limit (dBuV/m)	Remark (QP/PK/AV)
1		10163.000	26.62	17.22	43.83	-24.37	68.20	Peak
2		11965.000	24.66	19.00	43.66	-30.34	74.00	Peak
3	*	13767.000	23.93	22.16	46.08	-22.12	68.20	Peak
4		15985.500	27.99	20.15	48.14	-25.86	74.00	Peak

Note:

1. " *", means this data is the worst emission level.
2. C.F (Correction Factor) = Antenna Factor (dB/m) + Cable Loss (dB)– Preamplifier(dB).
3. Measurement(dBuV/m) = Reading(dBuV) + C.F (Correction Factor).

EUT	AXE5400 Tri-Band Wi-Fi 6E Router	Date of Test	2021-10-21
Factor	BBHA 9120D (1GHz~18GHz)	Temp. / Humidity	23°C/54%
Polarity	Vertical	Site / Test Engineer	AC1 / Jay
Test Mode	Transmit at 5670MHz by 802.11ax-HE40	Test Voltage	AC 120V/60Hz

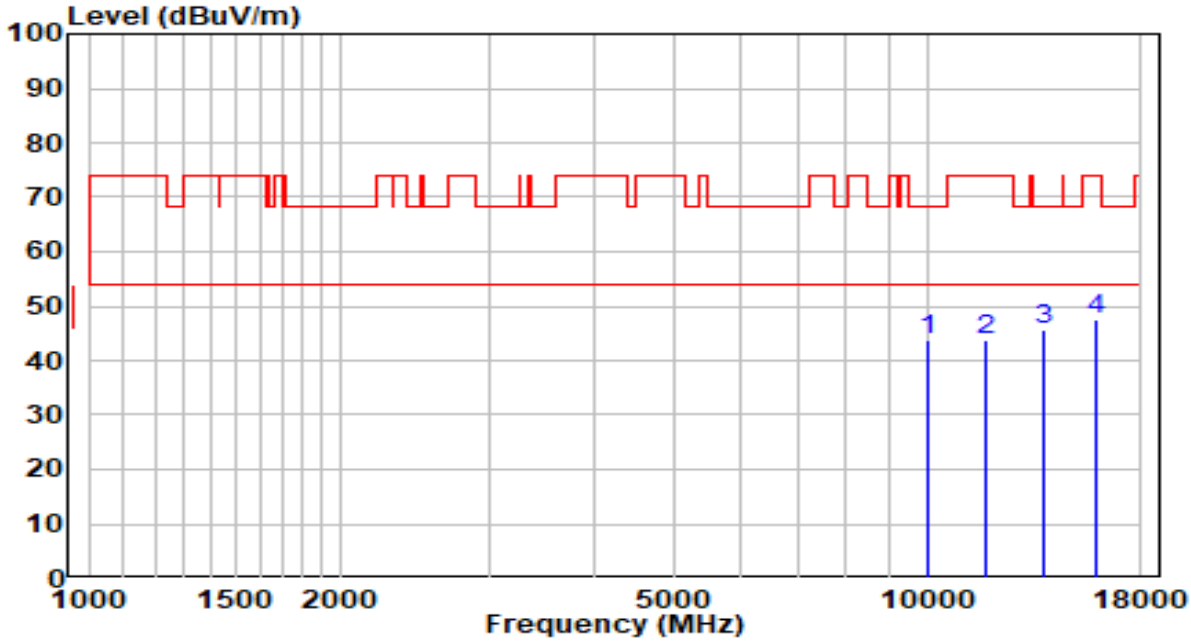

No		Frequency (MHz)	Reading (dBuV)	C.F (dB/m)	Measurement (dBuV/m)	Margin (dB)	Limit (dBuV/m)	Remark (QP/PK/AV)
1		10044.000	26.94	16.74	43.68	-24.52	68.20	Peak
2		11710.000	24.13	19.58	43.71	-30.29	74.00	Peak
3	*	13767.000	23.39	22.16	45.55	-22.65	68.20	Peak
4		15917.500	27.19	20.31	47.50	-26.50	74.00	Peak

Note:

1. " *", means this data is the worst emission level.
2. C.F (Correction Factor) = Antenna Factor (dB/m) + Cable Loss (dB)– Preamplifier(dB).
3. Measurement(dBuV/m) = Reading(dBuV) + C.F (Correction Factor).

EUT	AXE5400 Tri-Band Wi-Fi 6E Router	Date of Test	2021-10-21
Factor	BBHA 9120D (1GHz~18GHz)	Temp. / Humidity	23°C/54%
Polarity	Horizontal	Site / Test Engineer	AC1 / Jay
Test Mode	Transmit at 5710MHz by 802.11ax-HE40	Test Voltage	AC 120V/60Hz

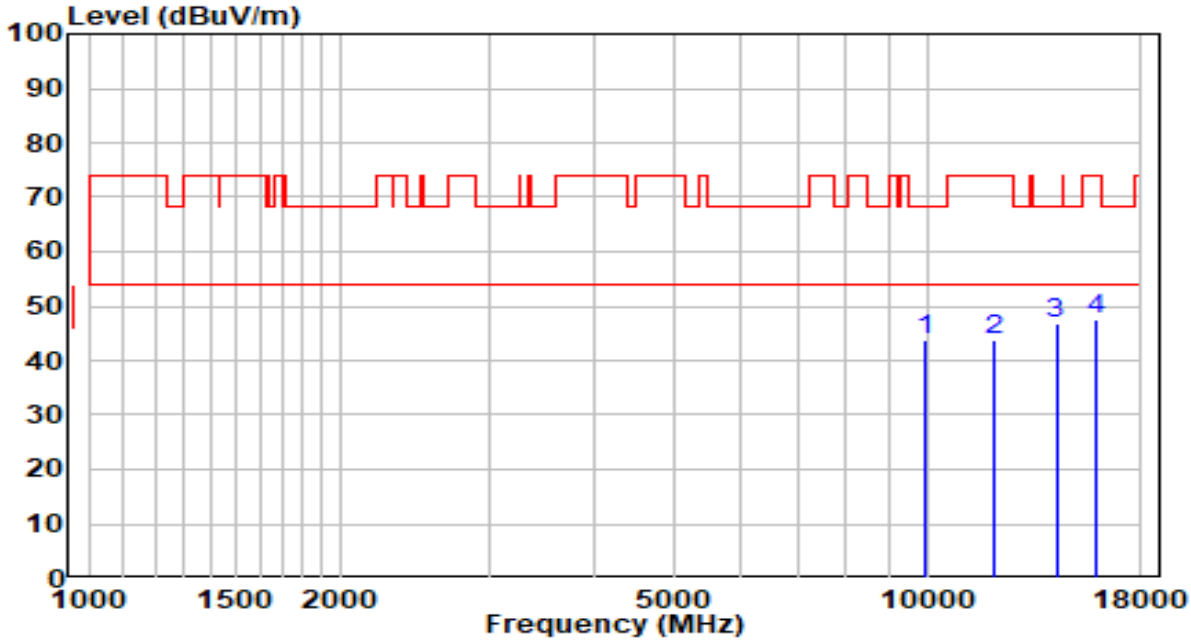

No		Frequency (MHz)	Reading (dBuV)	C.F (dB/m)	Measurement (dBuV/m)	Margin (dB)	Limit (dBuV/m)	Remark (QP/PK/AV)
1		9916.500	27.44	16.42	43.86	-24.34	68.20	Peak
2		11982.000	24.73	18.96	43.69	-30.31	74.00	Peak
3	*	14251.500	24.44	22.44	46.88	-21.32	68.20	Peak
4		15849.500	27.04	20.48	47.52	-26.48	74.00	Peak

Note:

1. " *", means this data is the worst emission level.
2. C.F (Correction Factor) = Antenna Factor (dB/m) + Cable Loss (dB)– Preamplifier(dB).
3. Measurement(dBuV/m) = Reading(dBuV) + C.F (Correction Factor).

EUT	AXE5400 Tri-Band Wi-Fi 6E Router	Date of Test	2021-10-21
Factor	BBHA 9120D (1GHz~18GHz)	Temp. / Humidity	23°C/54%
Polarity	Vertical	Site / Test Engineer	AC1 / Jay
Test Mode	Transmit at 5710MHz by 802.11ax-HE40	Test Voltage	AC 120V/60Hz

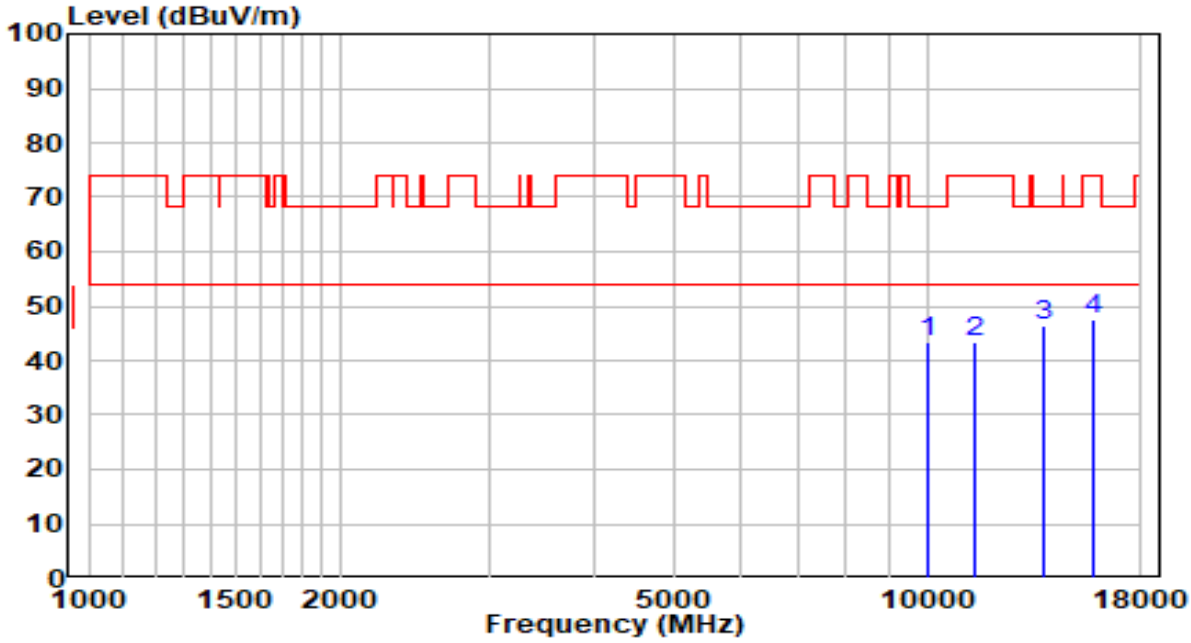

No		Frequency (MHz)	Reading (dBuV)	C.F (dB/m)	Measurement (dBuV/m)	Margin (dB)	Limit (dBuV/m)	Remark (QP/PK/AV)
1		10001.500	26.82	16.57	43.38	-24.82	68.20	Peak
2		11404.000	23.55	19.90	43.45	-30.55	74.00	Peak
3	*	13818.000	24.07	22.21	46.29	-21.91	68.20	Peak
4		15730.500	26.60	20.78	47.38	-26.62	74.00	Peak

Note:

1. " *", means this data is the worst emission level.
2. C.F (Correction Factor) = Antenna Factor (dB/m) + Cable Loss (dB)– Preamplifier(dB).
3. Measurement(dBuV/m) = Reading(dBuV) + C.F (Correction Factor).

EUT	AXE5400 Tri-Band Wi-Fi 6E Router	Date of Test	2021-10-21
Factor	BBHA 9120D (1GHz~18GHz)	Temp. / Humidity	23°C/54%
Polarity	Horizontal	Site / Test Engineer	AC1 / Jay
Test Mode	Transmit at 5755MHz by 802.11ax-HE40	Test Voltage	AC 120V/60Hz

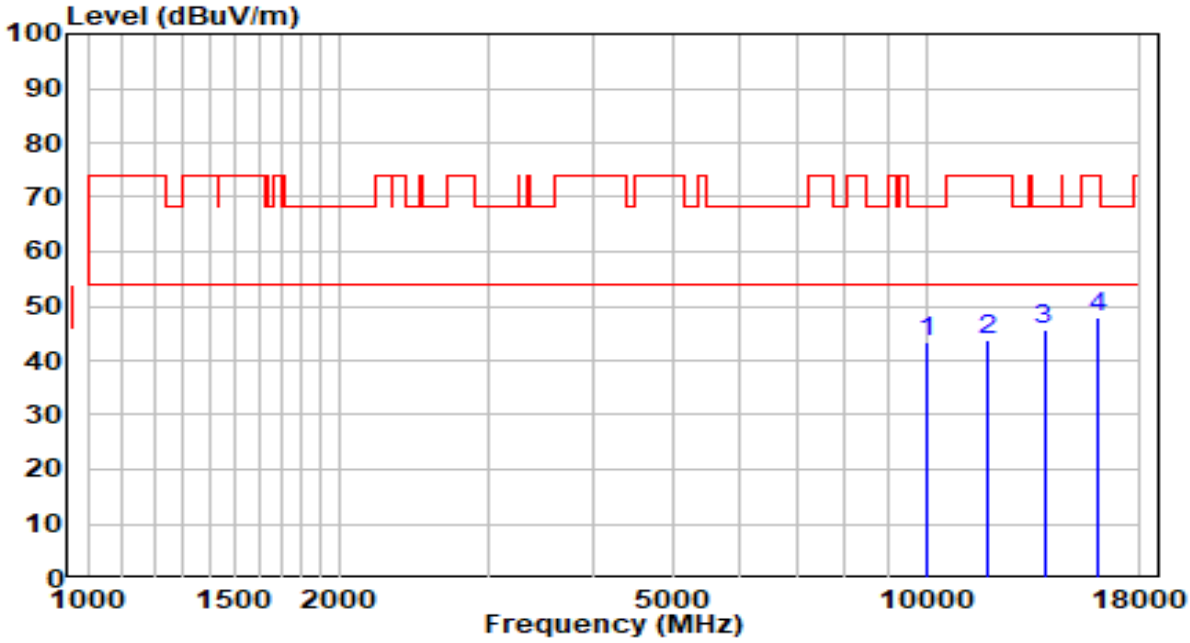

No		Frequency (MHz)	Reading (dBuV)	C.F (dB/m)	Measurement (dBuV/m)	Margin (dB)	Limit (dBuV/m)	Remark (QP/PK/AV)
1		10018.500	26.60	16.63	43.23	-24.97	68.20	Peak
2		11871.500	24.68	19.21	43.89	-30.11	74.00	Peak
3	*	13826.500	23.46	22.22	45.68	-22.52	68.20	Peak
4		15985.500	27.69	20.15	47.84	-26.16	74.00	Peak

Note:

1. " *", means this data is the worst emission level.
2. C.F (Correction Factor) = Antenna Factor (dB/m) + Cable Loss (dB)– Preamplifier(dB).
3. Measurement(dBuV/m) = Reading(dBuV) + C.F (Correction Factor).

EUT	AXE5400 Tri-Band Wi-Fi 6E Router	Date of Test	2021-10-21
Factor	BBHA 9120D (1GHz~18GHz)	Temp. / Humidity	23°C/54%
Polarity	Vertical	Site / Test Engineer	AC1 / Jay
Test Mode	Transmit at 5755MHz by 802.11ax-HE40	Test Voltage	AC 120V/60Hz

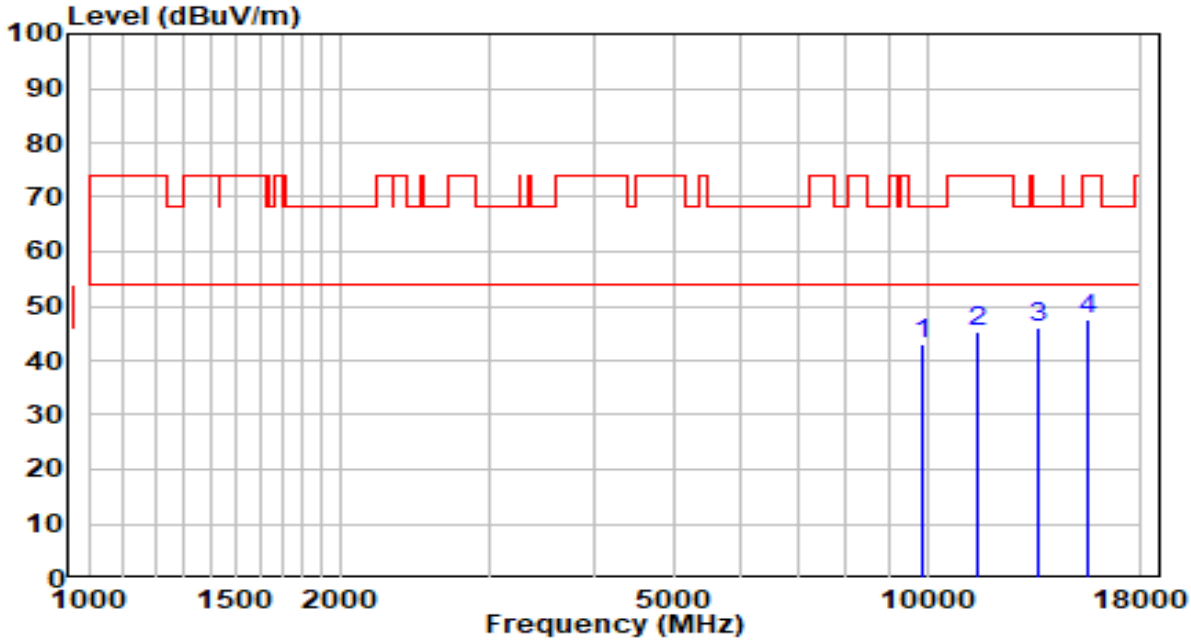

No		Frequency (MHz)	Reading (dBuV)	C.F (dB/m)	Measurement (dBuV/m)	Margin (dB)	Limit (dBuV/m)	Remark (QP/PK/AV)
1		9891.000	26.76	16.38	43.14	-25.06	68.20	Peak
2		11514.500	25.41	20.02	45.43	-28.57	74.00	Peak
3	*	13614.000	24.12	21.98	46.10	-22.10	68.20	Peak
4		15543.500	26.16	21.24	47.41	-26.59	74.00	Peak

Note:

1. " *", means this data is the worst emission level.
2. C.F (Correction Factor) = Antenna Factor (dB/m) + Cable Loss (dB)– Preamplifier(dB).
3. Measurement(dBuV/m) = Reading(dBuV) + C.F (Correction Factor).

EUT	AXE5400 Tri-Band Wi-Fi 6E Router	Date of Test	2021-10-21
Factor	BBHA 9120D (1GHz~18GHz)	Temp. / Humidity	23°C/54%
Polarity	Horizontal	Site / Test Engineer	AC1 / Jay
Test Mode	Transmit at 5795MHz by 802.11ax-HE40	Test Voltage	AC 120V/60Hz

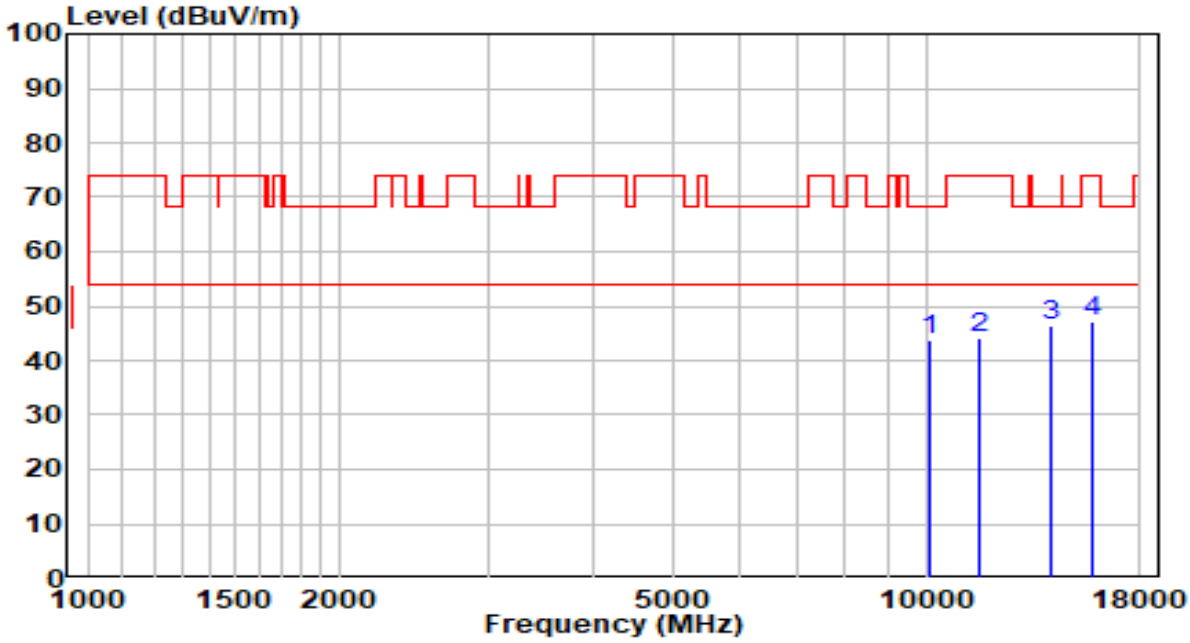

No		Frequency (MHz)	Reading (dBuV)	C.F (dB/m)	Measurement (dBuV/m)	Margin (dB)	Limit (dBuV/m)	Remark (QP/PK/AV)
1		10112.000	26.67	17.01	43.68	-24.52	68.20	Peak
2		11591.000	24.40	19.84	44.24	-29.76	74.00	Peak
3	*	14141.000	24.13	22.43	46.56	-21.64	68.20	Peak
4		15824.000	26.74	20.55	47.28	-26.72	74.00	Peak

Note:

1. " *", means this data is the worst emission level.
2. C.F (Correction Factor) = Antenna Factor (dB/m) + Cable Loss (dB)– Preamplifier(dB).
3. Measurement(dBuV/m) = Reading(dBuV) + C.F (Correction Factor).

EUT	AXE5400 Tri-Band Wi-Fi 6E Router	Date of Test	2021-10-21
Factor	BBHA 9120D (1GHz~18GHz)	Temp. / Humidity	23°C/54%
Polarity	Vertical	Site / Test Engineer	AC1 / Jay
Test Mode	Transmit at 5795MHz by 802.11ax-HE40	Test Voltage	AC 120V/60Hz

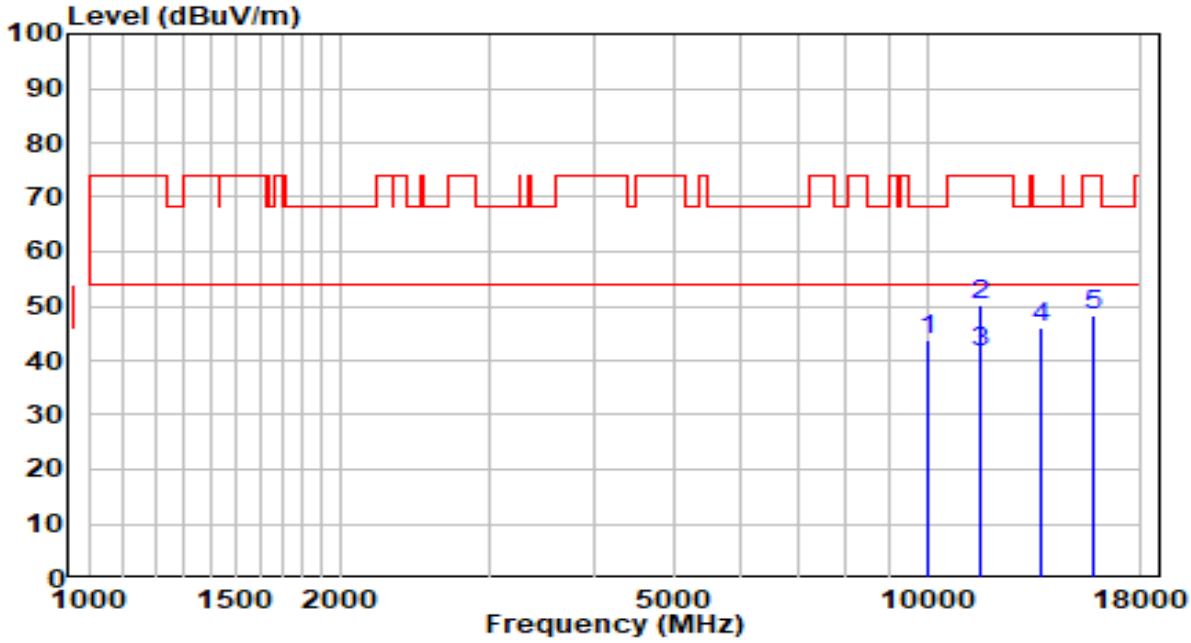

No		Frequency (MHz)	Reading (dBuV)	C.F (dB/m)	Measurement (dBuV/m)	Margin (dB)	Limit (dBuV/m)	Remark (QP/PK/AV)
1		10035.500	27.21	16.70	43.91	-24.29	68.20	Peak
2		11599.500	30.54	19.83	50.36	-23.64	74.00	Peak
3	*	11599.500	21.83	19.83	41.66	-12.34	54.00	Average
4		13716.000	24.05	22.10	46.15	-22.05	68.20	Peak
5		15747.500	27.56	20.74	48.29	-25.71	74.00	Peak

Note:

1. " *", means this data is the worst emission level.
2. C.F (Correction Factor) = Antenna Factor (dB/m) + Cable Loss (dB)– Preamplifier(dB).
3. Measurement(dBuV/m) = Reading(dBuV) + C.F (Correction Factor).

EUT	AXE5400 Tri-Band Wi-Fi 6E Router	Date of Test	2021-10-21
Factor	BBHA 9120D (1GHz~18GHz)	Temp. / Humidity	23°C/54%
Polarity	Horizontal	Site / Test Engineer	AC1 / Jay
Test Mode	Transmit at 5210MHz by 802.11ax-HE80	Test Voltage	AC 120V/60Hz

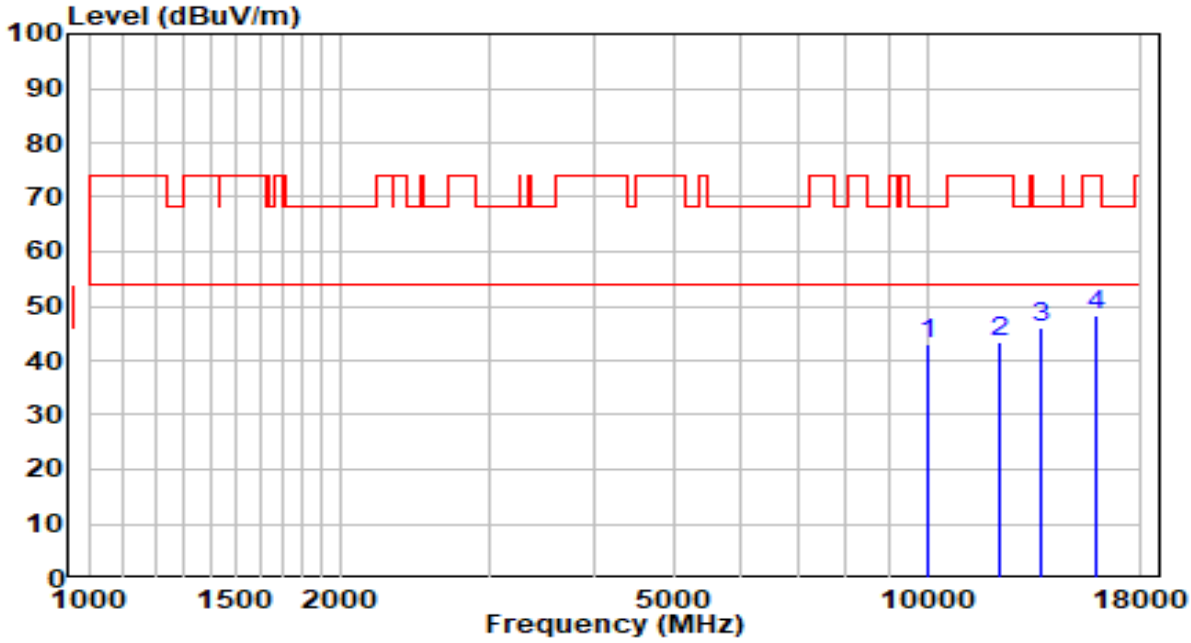

No		Frequency (MHz)	Reading (dBuV)	C.F (dB/m)	Measurement (dBuV/m)	Margin (dB)	Limit (dBuV/m)	Remark (QP/PK/AV)
1		9993.000	26.52	16.55	43.07	-25.13	68.20	Peak
2		12160.500	24.76	18.75	43.51	-30.49	74.00	Peak
3	*	13699.000	24.03	22.08	46.11	-22.09	68.20	Peak
4		15909.000	27.80	20.34	48.14	-25.86	74.00	Peak

Note:

1. " *", means this data is the worst emission level.
2. C.F (Correction Factor) = Antenna Factor (dB/m) + Cable Loss (dB)– Preamplifier(dB).
3. Measurement(dBuV/m) = Reading(dBuV) + C.F (Correction Factor).

EUT	AXE5400 Tri-Band Wi-Fi 6E Router	Date of Test	2021-10-21
Factor	BBHA 9120D (1GHz~18GHz)	Temp. / Humidity	23°C/54%
Polarity	Vertical	Site / Test Engineer	AC1 / Jay
Test Mode	Transmit at 5210MHz by 802.11ax-HE80	Test Voltage	AC 120V/60Hz

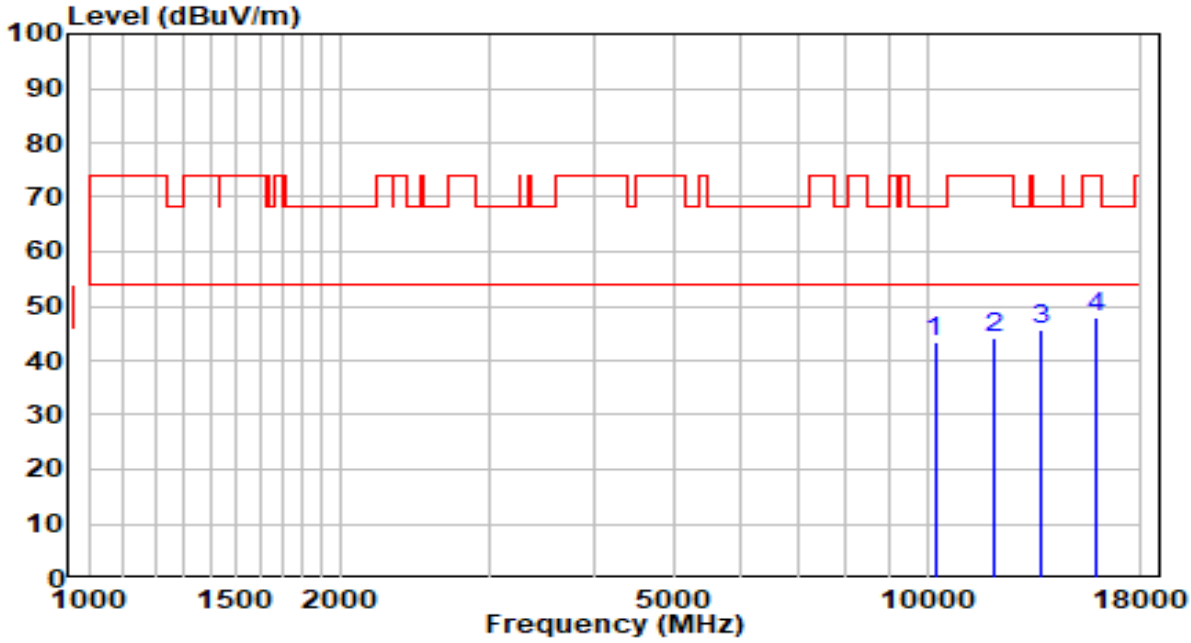

No		Frequency (MHz)	Reading (dBuV)	C.F (dB/m)	Measurement (dBuV/m)	Margin (dB)	Limit (dBuV/m)	Remark (QP/PK/AV)
1		10214.000	26.10	17.42	43.52	-24.68	68.20	Peak
2		12058.500	25.29	18.86	44.15	-29.85	74.00	Peak
3	*	13707.500	23.54	22.09	45.63	-22.57	68.20	Peak
4		15926.000	27.53	20.29	47.83	-26.17	74.00	Peak

Note:

1. " *", means this data is the worst emission level.
2. C.F (Correction Factor) = Antenna Factor (dB/m) + Cable Loss (dB)– Preamplifier(dB).
3. Measurement(dBuV/m) = Reading(dBuV) + C.F (Correction Factor).

EUT	AXE5400 Tri-Band Wi-Fi 6E Router	Date of Test	2021-10-21
Factor	BBHA 9120D (1GHz~18GHz)	Temp. / Humidity	23°C/54%
Polarity	Horizontal	Site / Test Engineer	AC1 / Jay
Test Mode	Transmit at 5290MHz by 802.11ax-HE80	Test Voltage	AC 120V/60Hz

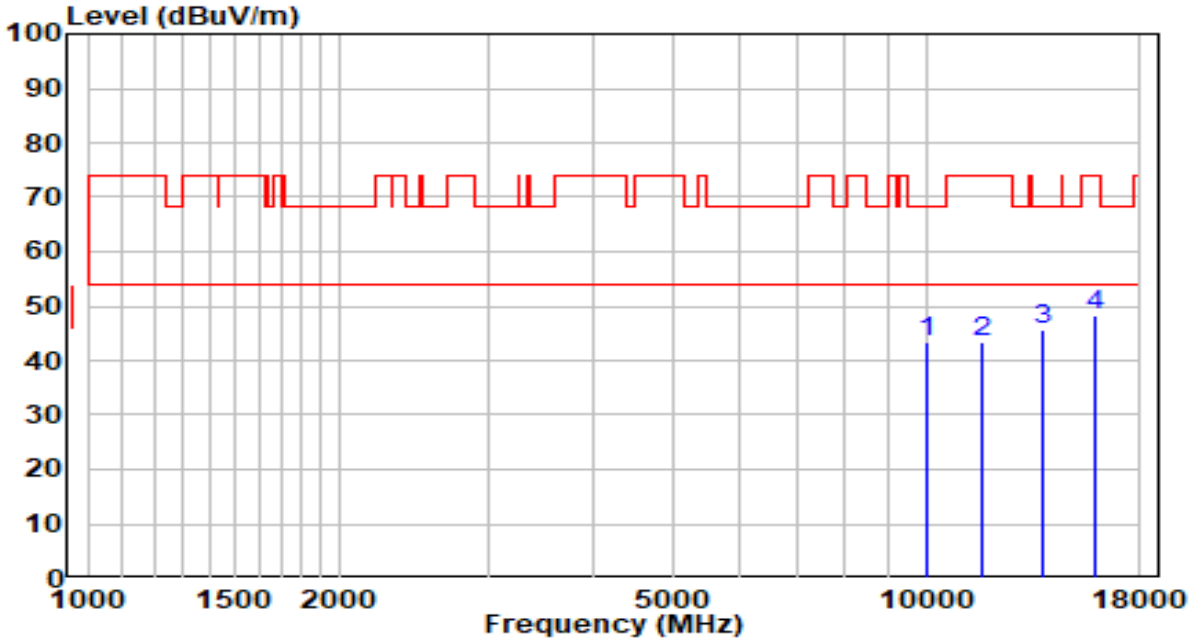

No		Frequency (MHz)	Reading (dBuV)	C.F (dB/m)	Measurement (dBuV/m)	Margin (dB)	Limit (dBuV/m)	Remark (QP/PK/AV)
1		10001.500	26.67	16.57	43.23	-24.97	68.20	Peak
2		11642.000	23.77	19.73	43.49	-30.51	74.00	Peak
3	*	13784.000	23.48	22.18	45.66	-22.54	68.20	Peak
4		15866.500	27.72	20.44	48.17	-25.83	74.00	Peak

Note:

1. " *", means this data is the worst emission level.
2. C.F (Correction Factor) = Antenna Factor (dB/m) + Cable Loss (dB)– Preamplifier(dB).
3. Measurement(dBuV/m) = Reading(dBuV) + C.F (Correction Factor).

EUT	AXE5400 Tri-Band Wi-Fi 6E Router	Date of Test	2021-10-21
Factor	BBHA 9120D (1GHz~18GHz)	Temp. / Humidity	23°C/54%
Polarity	Vertical	Site / Test Engineer	AC1 / Jay
Test Mode	Transmit at 5290MHz by 802.11ax-HE80	Test Voltage	AC 120V/60Hz

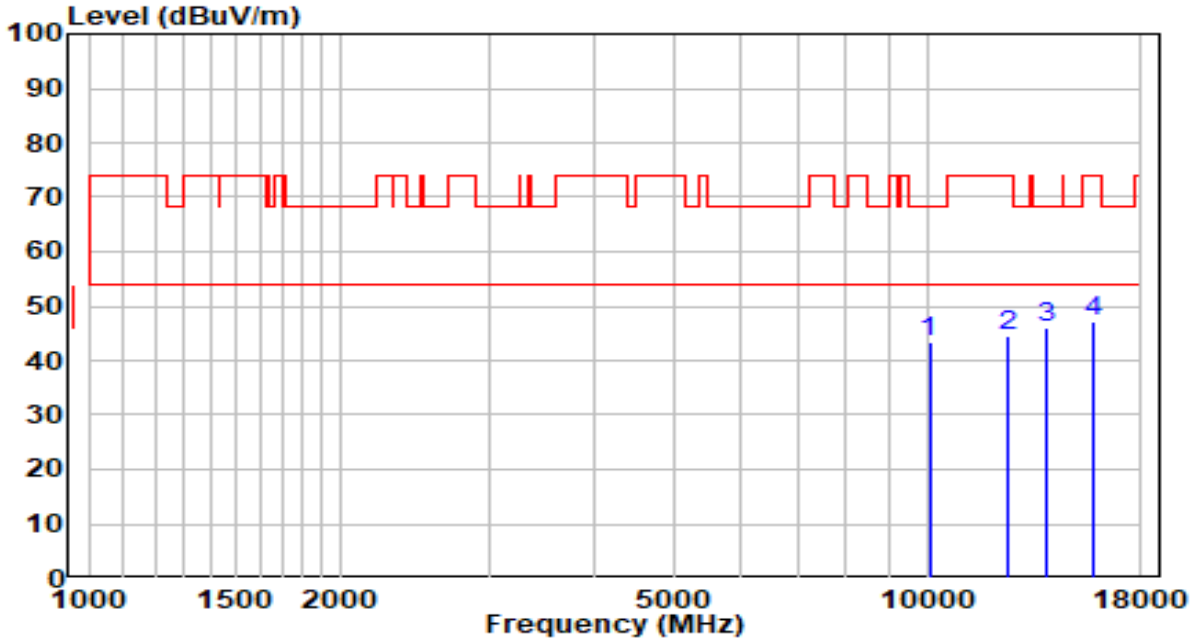

No		Frequency (MHz)	Reading (dBuV)	C.F (dB/m)	Measurement (dBuV/m)	Margin (dB)	Limit (dBuV/m)	Remark (QP/PK/AV)
1		10061.000	26.54	16.81	43.34	-24.86	68.20	Peak
2		12466.500	26.11	18.44	44.55	-29.45	74.00	Peak
3	*	13894.500	23.88	22.30	46.18	-22.02	68.20	Peak
4		15773.000	26.44	20.67	47.11	-26.89	74.00	Peak

Note:

1. " *", means this data is the worst emission level.
2. C.F (Correction Factor) = Antenna Factor (dB/m) + Cable Loss (dB)– Preamplifier(dB).
3. Measurement(dBuV/m) = Reading(dBuV) + C.F (Correction Factor).

EUT	AXE5400 Tri-Band Wi-Fi 6E Router	Date of Test	2021-10-21
Factor	BBHA 9120D (1GHz~18GHz)	Temp. / Humidity	23°C/54%
Polarity	Horizontal	Site / Test Engineer	AC1 / Jay
Test Mode	Transmit at 5530MHz by 802.11ax-HE80	Test Voltage	AC 120V/60Hz

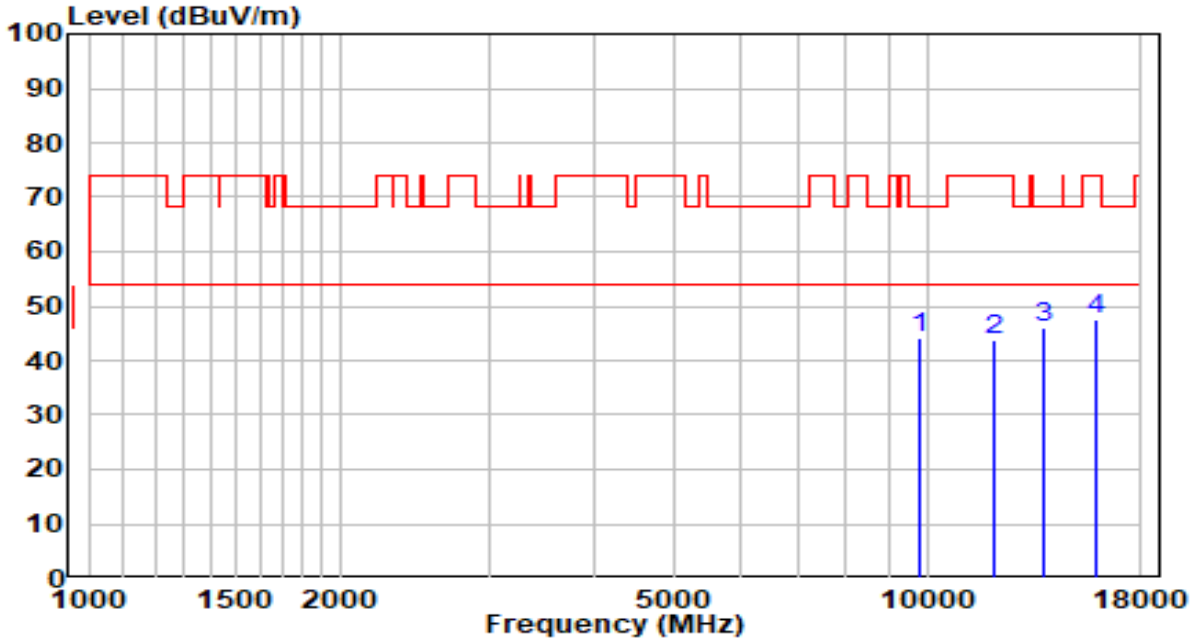

No		Frequency (MHz)	Reading (dBuV)	C.F (dB/m)	Measurement (dBuV/m)	Margin (dB)	Limit (dBuV/m)	Remark (QP/PK/AV)
1		9814.500	27.79	16.25	44.04	-24.16	68.20	Peak
2		12058.500	24.93	18.86	43.79	-30.21	74.00	Peak
3	*	13818.000	23.96	22.21	46.17	-22.03	68.20	Peak
4		15849.500	27.08	20.48	47.57	-26.43	74.00	Peak

Note:

1. " *", means this data is the worst emission level.
2. C.F (Correction Factor) = Antenna Factor (dB/m) + Cable Loss (dB)– Preamplifier(dB).
3. Measurement(dBuV/m) = Reading(dBuV) + C.F (Correction Factor).

EUT	AXE5400 Tri-Band Wi-Fi 6E Router	Date of Test	2021-10-21
Factor	BBHA 9120D (1GHz~18GHz)	Temp. / Humidity	23°C/54%
Polarity	Vertical	Site / Test Engineer	AC1 / Jay
Test Mode	Transmit at 5530MHz by 802.11ax-HE80	Test Voltage	AC 120V/60Hz

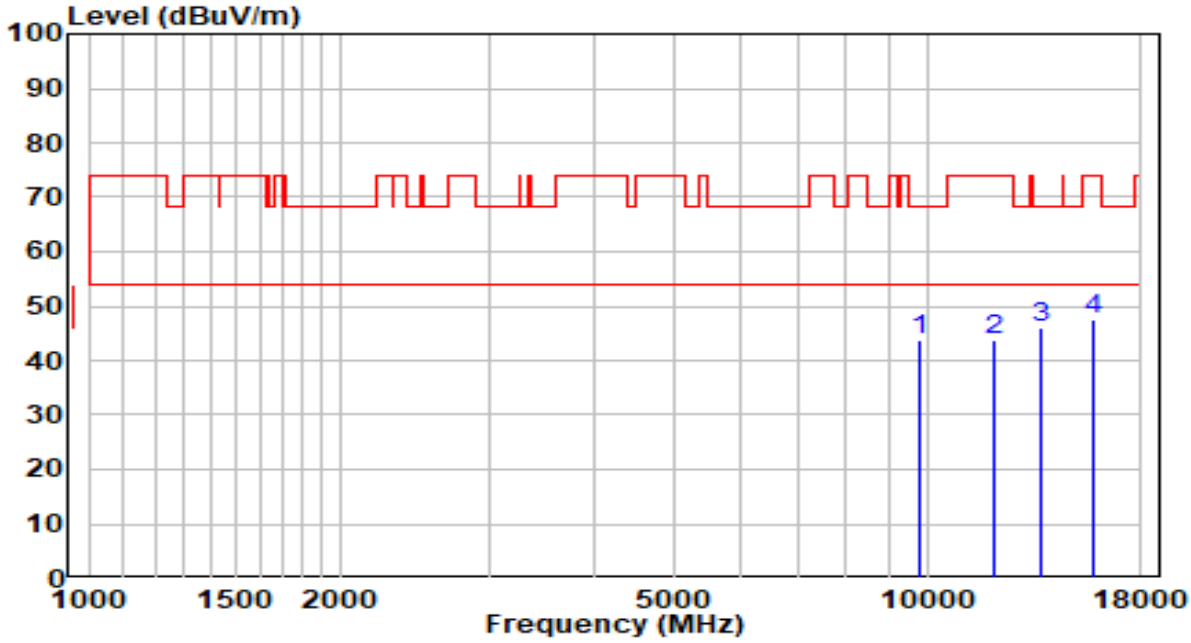

No		Frequency (MHz)	Reading (dBuV)	C.F (dB/m)	Measurement (dBuV/m)	Margin (dB)	Limit (dBuV/m)	Remark (QP/PK/AV)
1		9772.000	27.46	16.18	43.64	-24.56	68.20	Peak
2		12033.000	25.00	18.89	43.89	-30.11	74.00	Peak
3	*	13631.000	23.89	22.00	45.90	-22.30	68.20	Peak
4		15756.000	26.76	20.72	47.47	-26.53	74.00	Peak

Note:

1. " *", means this data is the worst emission level.
2. C.F (Correction Factor) = Antenna Factor (dB/m) + Cable Loss (dB)– Preamplifier(dB).
3. Measurement(dBuV/m) = Reading(dBuV) + C.F (Correction Factor).

EUT	AXE5400 Tri-Band Wi-Fi 6E Router	Date of Test	2021-10-21
Factor	BBHA 9120D (1GHz~18GHz)	Temp. / Humidity	23°C/54%
Polarity	Horizontal	Site / Test Engineer	AC1 / Jay
Test Mode	Transmit at 5610MHz by 802.11ax-HE80	Test Voltage	AC 120V/60Hz

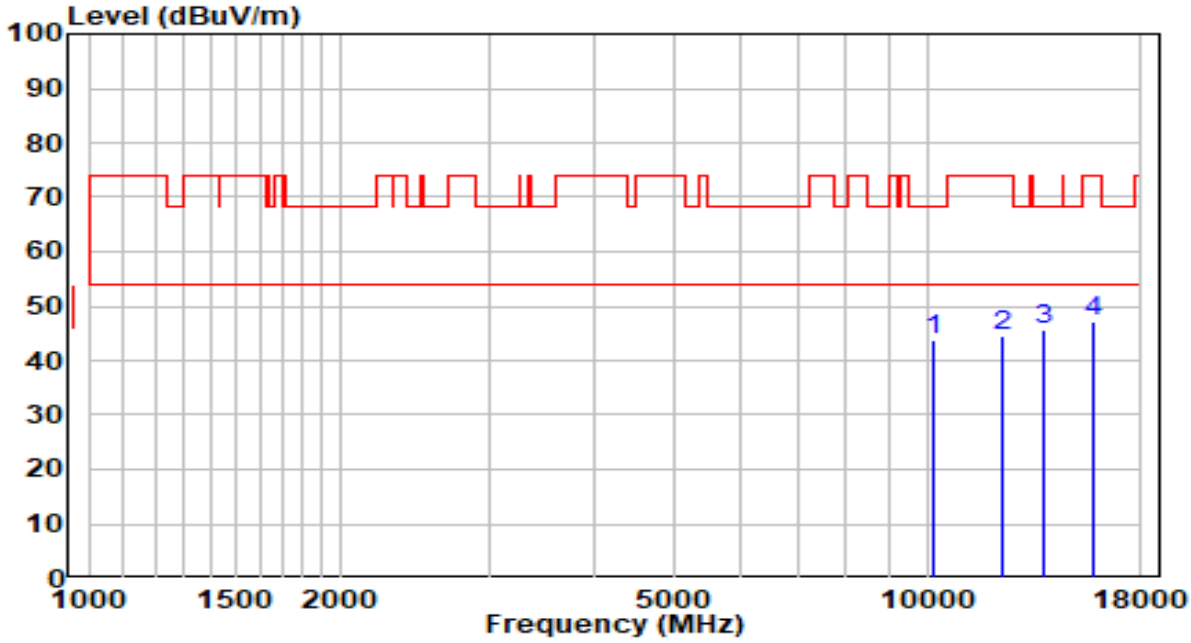

No		Frequency (MHz)	Reading (dBuV)	C.F (dB/m)	Measurement (dBuV/m)	Margin (dB)	Limit (dBuV/m)	Remark (QP/PK/AV)
1		10205.500	26.43	17.39	43.81	-24.39	68.20	Peak
2		12279.500	26.04	18.63	44.67	-29.33	74.00	Peak
3	*	13775.500	23.48	22.17	45.65	-22.55	68.20	Peak
4		15832.500	26.79	20.53	47.32	-26.68	74.00	Peak

Note:

1. " *", means this data is the worst emission level.
2. C.F (Correction Factor) = Antenna Factor (dB/m) + Cable Loss (dB)– Preamplifier(dB).
3. Measurement(dBuV/m) = Reading(dBuV) + C.F (Correction Factor).

EUT	AXE5400 Tri-Band Wi-Fi 6E Router	Date of Test	2021-10-21
Factor	BBHA 9120D (1GHz~18GHz)	Temp. / Humidity	23°C/54%
Polarity	Vertical	Site / Test Engineer	AC1 / Jay
Test Mode	Transmit at 5610MHz by 802.11ax-HE80	Test Voltage	AC 120V/60Hz

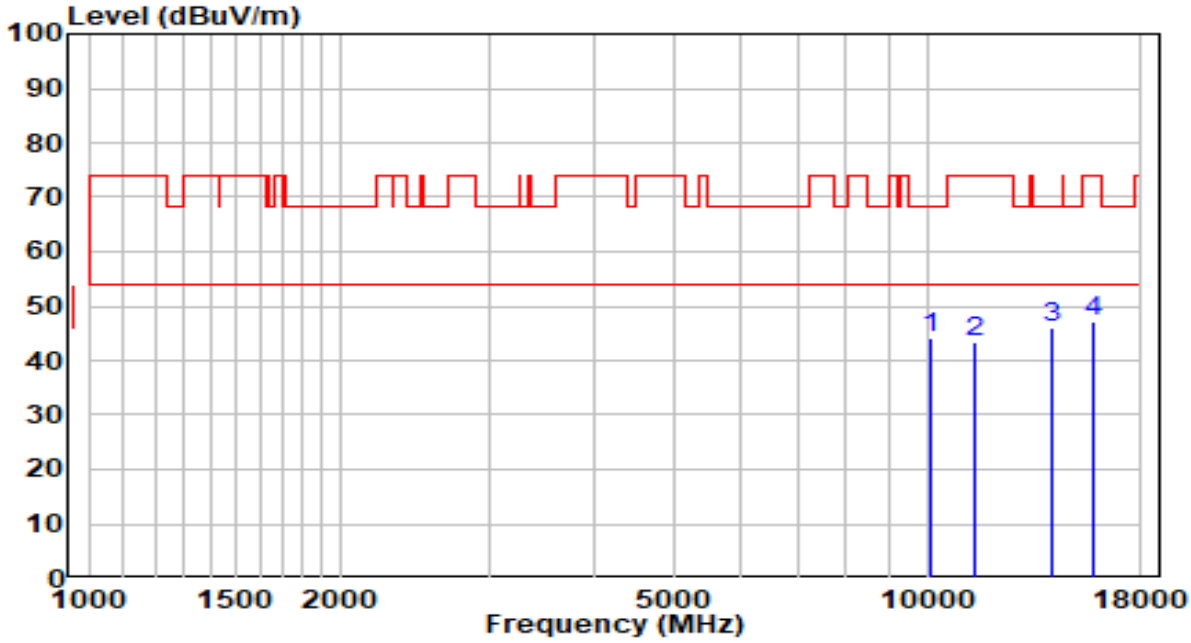

No		Frequency (MHz)	Reading (dBuV)	C.F (dB/m)	Measurement (dBuV/m)	Margin (dB)	Limit (dBuV/m)	Remark (QP/PK/AV)
1		10129.000	26.98	17.08	44.06	-24.14	68.20	Peak
2		11387.000	23.68	19.88	43.55	-30.45	74.00	Peak
3	*	14132.500	23.67	22.43	46.10	-22.10	68.20	Peak
4		15756.000	26.61	20.72	47.33	-26.67	74.00	Peak

Note:

1. " *", means this data is the worst emission level.
2. C.F (Correction Factor) = Antenna Factor (dB/m) + Cable Loss (dB)– Preamplifier(dB).
3. Measurement(dBuV/m) = Reading(dBuV) + C.F (Correction Factor).

EUT	AXE5400 Tri-Band Wi-Fi 6E Router	Date of Test	2021-10-21
Factor	BBHA 9120D (1GHz~18GHz)	Temp. / Humidity	23°C/54%
Polarity	Horizontal	Site / Test Engineer	AC1 / Jay
Test Mode	Transmit at 5690MHz by 802.11ax-HE80	Test Voltage	AC 120V/60Hz

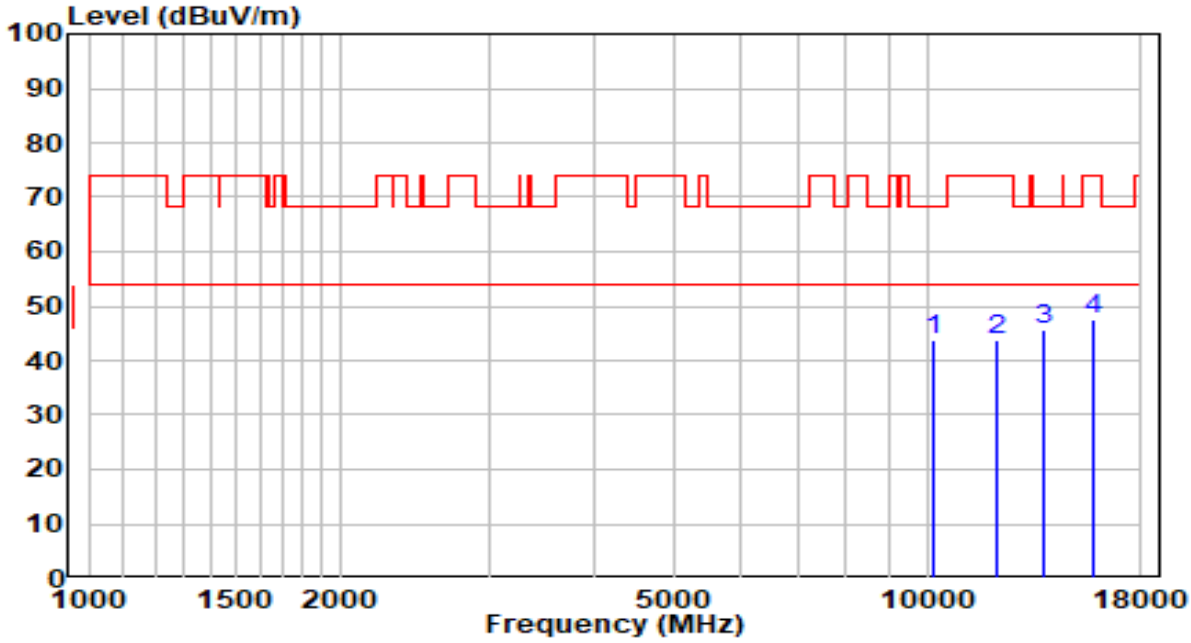

No		Frequency (MHz)	Reading (dBuV)	C.F (dB/m)	Measurement (dBuV/m)	Margin (dB)	Limit (dBuV/m)	Remark (QP/PK/AV)
1		10180.000	26.47	17.28	43.75	-24.45	68.20	Peak
2		12152.000	24.85	18.76	43.61	-30.39	74.00	Peak
3	*	13784.000	23.34	22.18	45.51	-22.69	68.20	Peak
4		15756.000	26.85	20.72	47.56	-26.44	74.00	Peak

Note:

1. " *", means this data is the worst emission level.
2. C.F (Correction Factor) = Antenna Factor (dB/m) + Cable Loss (dB)– Preamplifier(dB).
3. Measurement(dBuV/m) = Reading(dBuV) + C.F (Correction Factor).

EUT	AXE5400 Tri-Band Wi-Fi 6E Router	Date of Test	2021-10-21
Factor	BBHA 9120D (1GHz~18GHz)	Temp. / Humidity	23°C/54%
Polarity	Vertical	Site / Test Engineer	AC1 / Jay
Test Mode	Transmit at 5690MHz by 802.11ax-HE80	Test Voltage	AC 120V/60Hz

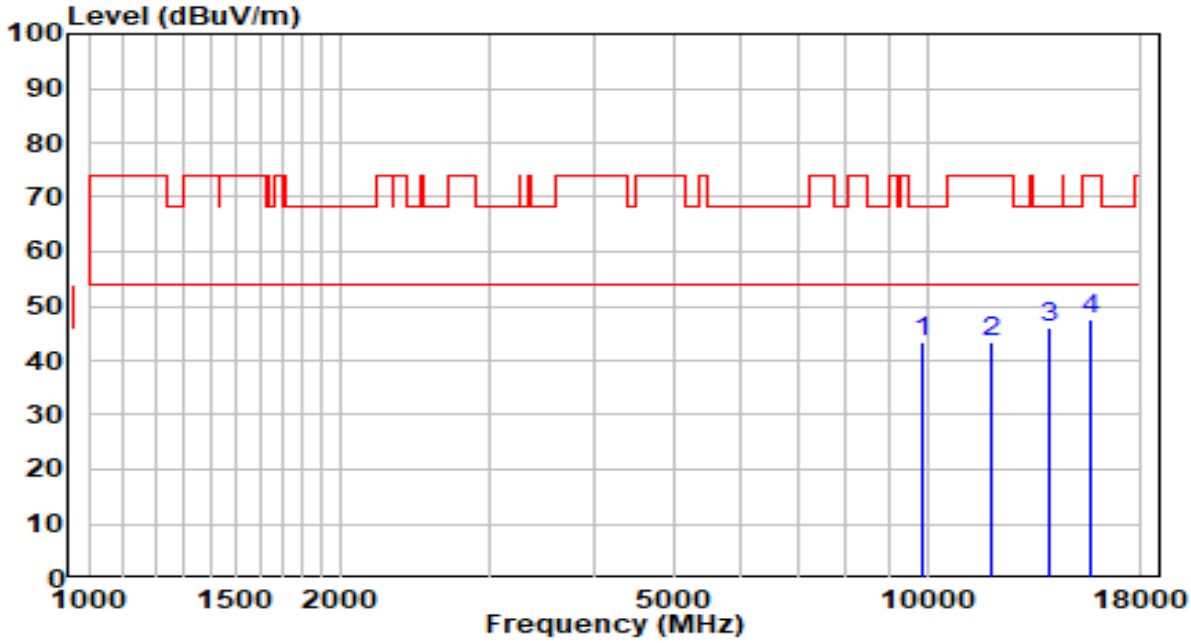

No		Frequency (MHz)	Reading (dBuV)	C.F (dB/m)	Measurement (dBuV/m)	Margin (dB)	Limit (dBuV/m)	Remark (QP/PK/AV)
1		9891.000	27.19	16.38	43.57	-24.63	68.20	Peak
2		11888.500	24.23	19.17	43.40	-30.60	74.00	Peak
3	*	13971.000	23.79	22.39	46.18	-22.02	68.20	Peak
4		15713.500	26.79	20.82	47.61	-26.39	74.00	Peak

Note:

1. " *", means this data is the worst emission level.
2. C.F (Correction Factor) = Antenna Factor (dB/m) + Cable Loss (dB)– Preamplifier(dB).
3. Measurement(dBuV/m) = Reading(dBuV) + C.F (Correction Factor).

EUT	AXE5400 Tri-Band Wi-Fi 6E Router	Date of Test	2021-10-21
Factor	BBHA 9120D (1GHz~18GHz)	Temp. / Humidity	23°C/54%
Polarity	Horizontal	Site / Test Engineer	AC1 / Jay
Test Mode	Transmit at 5775MHz by 802.11ax-HE80	Test Voltage	AC 120V/60Hz

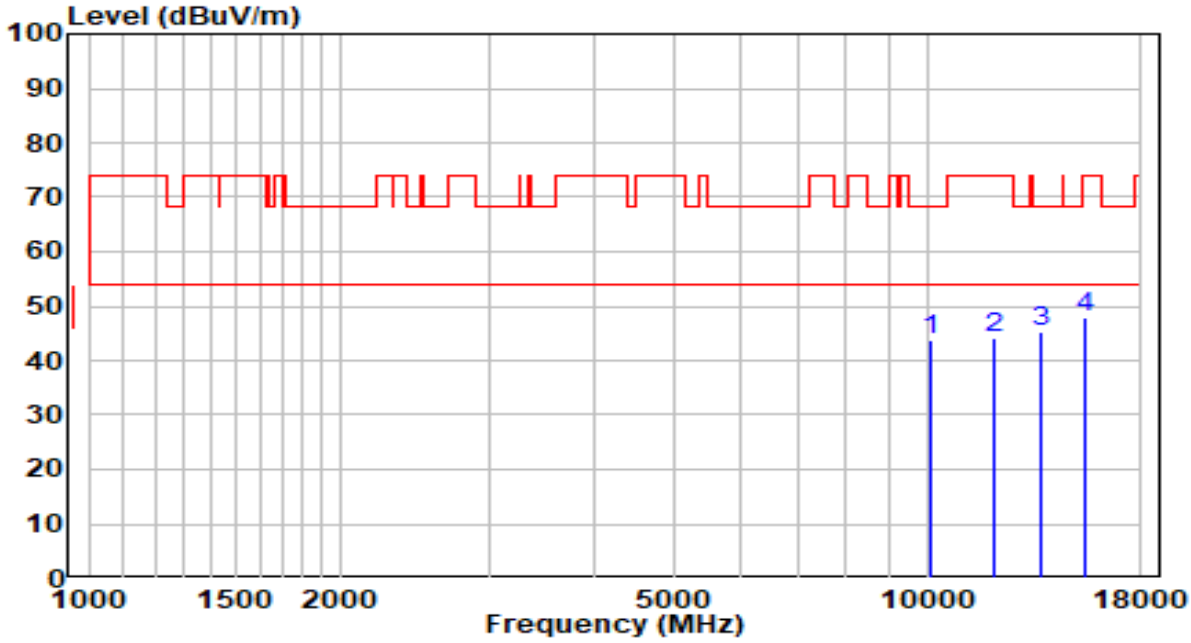

No		Frequency (MHz)	Reading (dBuV)	C.F (dB/m)	Measurement (dBuV/m)	Margin (dB)	Limit (dBuV/m)	Remark (QP/PK/AV)
1		10129.000	26.60	17.08	43.68	-24.52	68.20	Peak
2		12033.000	25.38	18.89	44.27	-29.73	74.00	Peak
3	*	13716.000	23.28	22.10	45.38	-22.82	68.20	Peak
4		15450.000	26.64	21.42	48.06	-25.94	74.00	Peak

Note:

1. " *", means this data is the worst emission level.
2. C.F (Correction Factor) = Antenna Factor (dB/m) + Cable Loss (dB)– Preamplifier(dB).
3. Measurement(dBuV/m) = Reading(dBuV) + C.F (Correction Factor).

EUT	AXE5400 Tri-Band Wi-Fi 6E Router	Date of Test	2021-10-21
Factor	BBHA 9120D (1GHz~18GHz)	Temp. / Humidity	23°C/54%
Polarity	Vertical	Site / Test Engineer	AC1 / Jay
Test Mode	Transmit at 5775MHz by 802.11ax-HE80	Test Voltage	AC 120V/60Hz

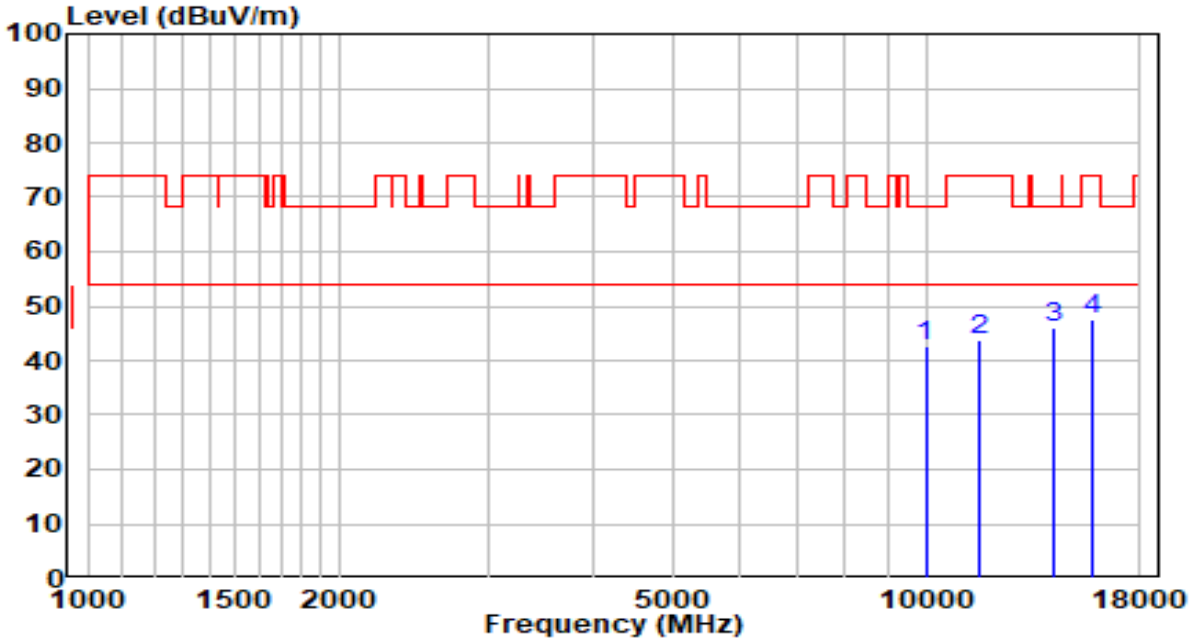

No		Frequency (MHz)	Reading (dBuV)	C.F (dB/m)	Measurement (dBuV/m)	Margin (dB)	Limit (dBuV/m)	Remark (QP/PK/AV)
1		9984.500	26.21	16.53	42.74	-25.46	68.20	Peak
2		11574.000	24.00	19.88	43.89	-30.11	74.00	Peak
3	*	14243.000	23.65	22.44	46.09	-22.11	68.20	Peak
4		15764.500	26.99	20.69	47.69	-26.31	74.00	Peak

Note:

1. " *", means this data is the worst emission level.
2. C.F (Correction Factor) = Antenna Factor (dB/m) + Cable Loss (dB)– Preamplifier(dB).
3. Measurement(dBuV/m) = Reading(dBuV) + C.F (Correction Factor).

EUT	AXE5400 Tri-Band Wi-Fi 6E Router	Date of Test	2021-10-21
Factor	BBHA 9120D (1GHz~18GHz)	Temp. / Humidity	23°C/54%
Polarity	Horizontal	Site / Test Engineer	AC1 / Jay
Test Mode	Transmit at 5250MHz by 802.11ax-HE160	Test Voltage	AC 120V/60Hz

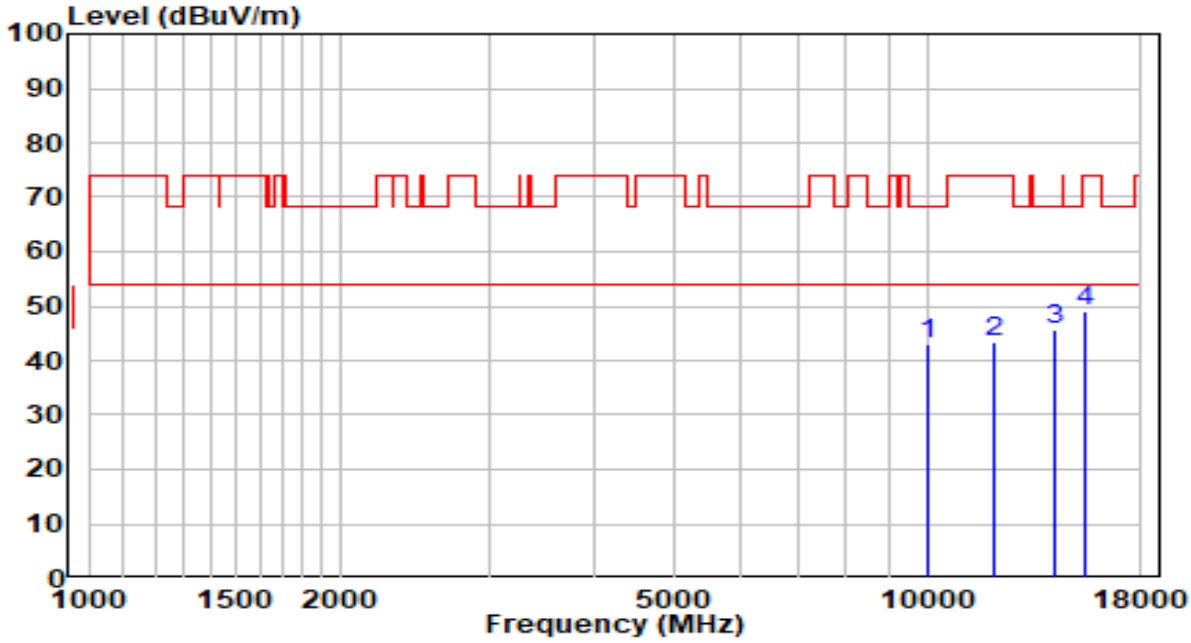

No		Frequency (MHz)	Reading (dBuV)	C.F (dB/m)	Measurement (dBuV/m)	Margin (dB)	Limit (dBuV/m)	Remark (QP/PK/AV)
1		9993.000	26.60	16.55	43.15	-25.05	68.20	Peak
2		11982.000	24.43	18.96	43.39	-30.61	74.00	Peak
3	*	14175.000	23.34	22.43	45.77	-22.43	68.20	Peak
4		15433.000	27.65	21.45	49.09	-24.91	74.00	Peak

Note:

1. " *", means this data is the worst emission level.
2. C.F (Correction Factor) = Antenna Factor (dB/m) + Cable Loss (dB)– Preamplifier(dB).
3. Measurement(dBuV/m) = Reading(dBuV) + C.F (Correction Factor).

EUT	AXE5400 Tri-Band Wi-Fi 6E Router	Date of Test	2021-10-21
Factor	BBHA 9120D (1GHz~18GHz)	Temp. / Humidity	23°C/54%
Polarity	Vertical	Site / Test Engineer	AC1 / Jay
Test Mode	Transmit at 5250MHz by 802.11ax-HE160	Test Voltage	AC 120V/60Hz

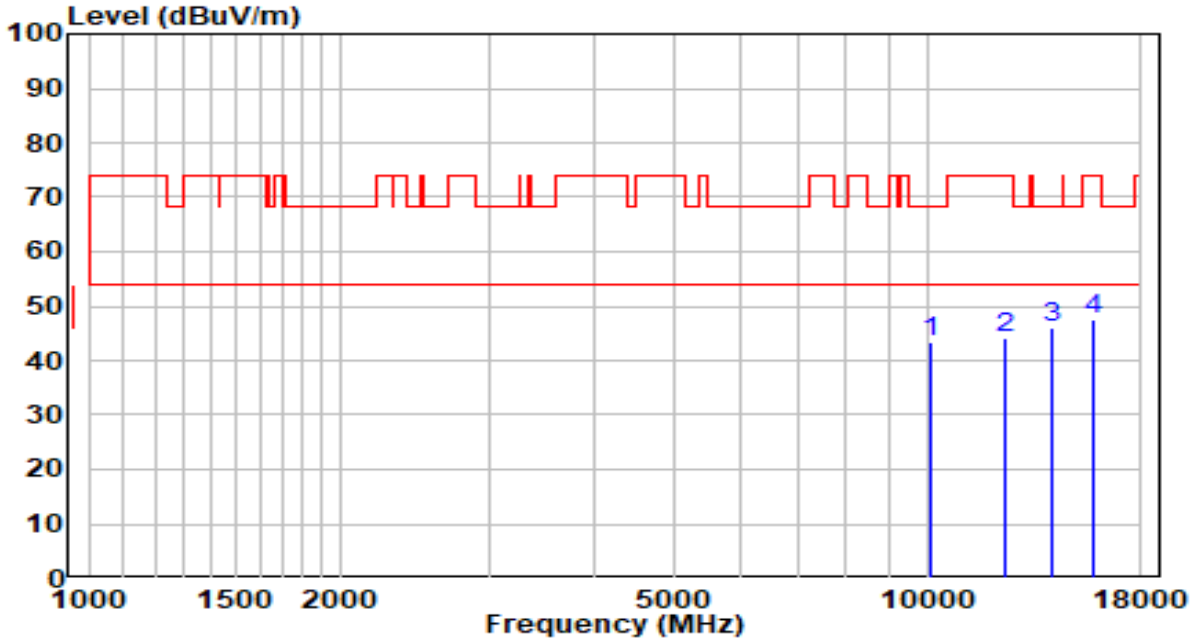

No		Frequency (MHz)	Reading (dBuV)	C.F (dB/m)	Measurement (dBuV/m)	Margin (dB)	Limit (dBuV/m)	Remark (QP/PK/AV)
1		10103.500	26.36	16.98	43.34	-24.86	68.20	Peak
2		12373.000	25.77	18.54	44.30	-29.70	74.00	Peak
3	*	14098.500	23.58	22.43	46.01	-22.19	68.20	Peak
4		15773.000	26.80	20.67	47.47	-26.53	74.00	Peak

Note:

1. " *", means this data is the worst emission level.
2. C.F (Correction Factor) = Antenna Factor (dB/m) + Cable Loss (dB)– Preamplifier(dB).
3. Measurement(dBuV/m) = Reading(dBuV) + C.F (Correction Factor).

EUT	AXE5400 Tri-Band Wi-Fi 6E Router	Date of Test	2021-10-21
Factor	BBHA 9120D (1GHz~18GHz)	Temp. / Humidity	23°C/54%
Polarity	Horizontal	Site / Test Engineer	AC1 / Jay
Test Mode	Transmit at 5570MHz by 802.11ax-HE160	Test Voltage	AC 120V/60Hz

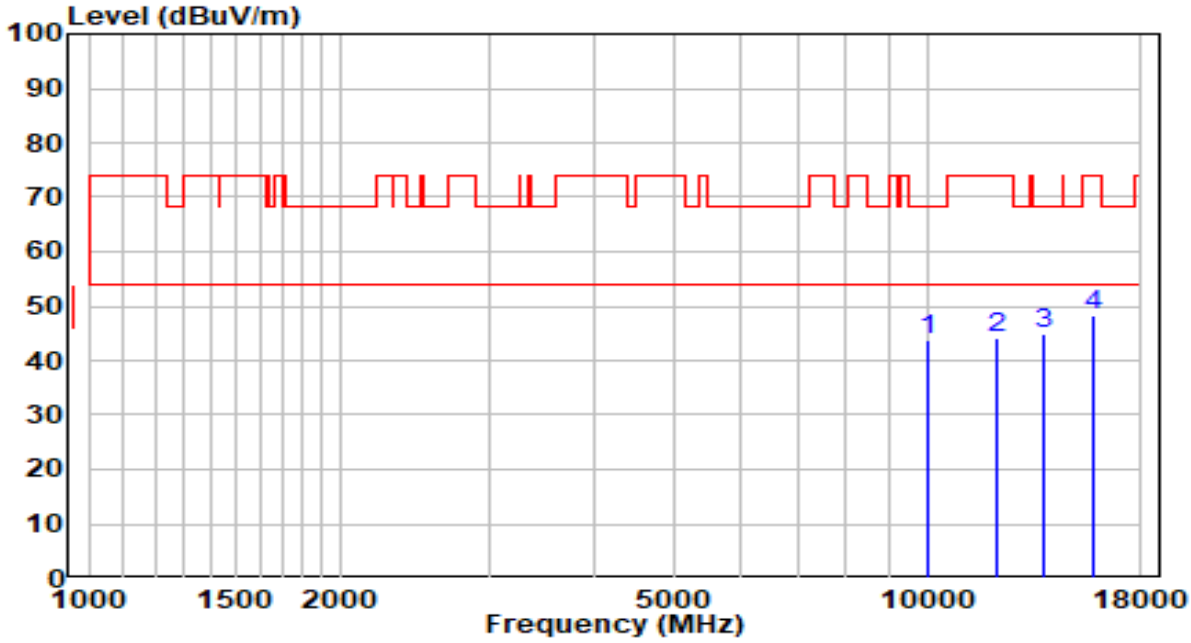

No		Frequency (MHz)	Reading (dBuV)	C.F (dB/m)	Measurement (dBuV/m)	Margin (dB)	Limit (dBuV/m)	Remark (QP/PK/AV)
1		9993.000	27.11	16.55	43.66	-24.54	68.20	Peak
2		12084.000	25.44	18.83	44.28	-29.72	74.00	Peak
3	*	13767.000	22.91	22.16	45.07	-23.13	68.20	Peak
4		15773.000	27.72	20.67	48.39	-25.61	74.00	Peak

Note:

1. " *", means this data is the worst emission level.
2. C.F (Correction Factor) = Antenna Factor (dB/m) + Cable Loss (dB)– Preamplifier(dB).
3. Measurement(dBuV/m) = Reading(dBuV) + C.F (Correction Factor).

EUT	AXE5400 Tri-Band Wi-Fi 6E Router	Date of Test	2021-10-21
Factor	BBHA 9120D (1GHz~18GHz)	Temp. / Humidity	23°C/54%
Polarity	Vertical	Site / Test Engineer	AC1 / Jay
Test Mode	Transmit at 5570MHz by 802.11ax-HE160	Test Voltage	AC 120V/60Hz

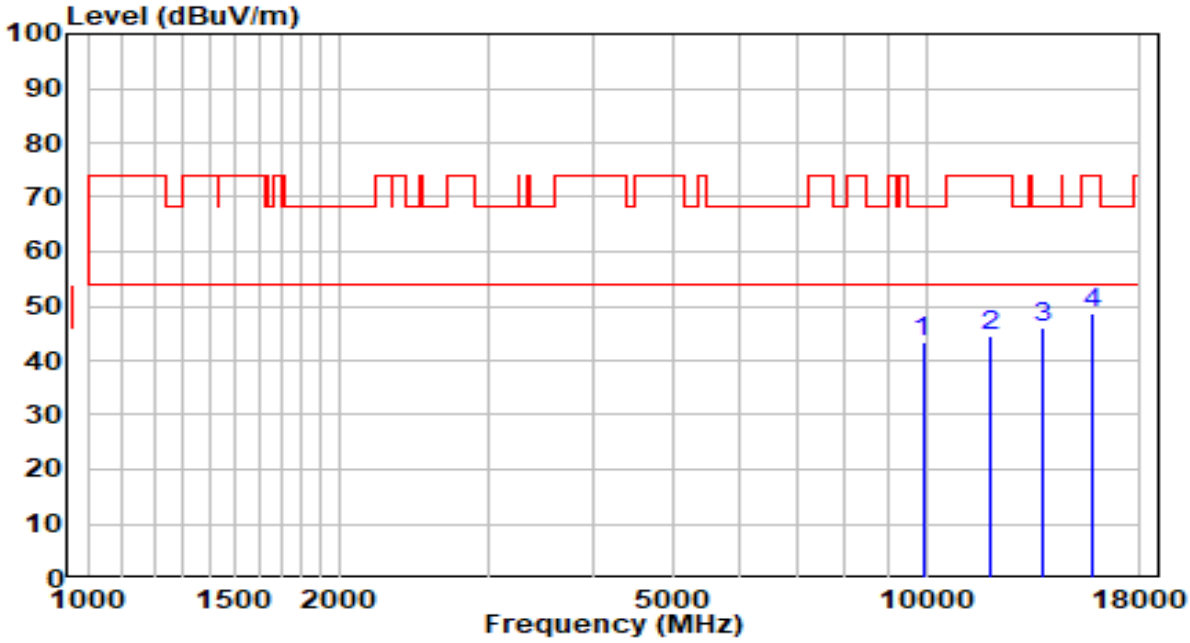

No		Frequency (MHz)	Reading (dBuV)	C.F (dB/m)	Measurement (dBuV/m)	Margin (dB)	Limit (dBuV/m)	Remark (QP/PK/AV)
1		9908.000	27.16	16.41	43.56	-24.64	68.20	Peak
2		11965.000	25.42	19.00	44.42	-29.58	74.00	Peak
3	*	13818.000	23.92	22.21	46.14	-22.06	68.20	Peak
4		15773.000	27.88	20.67	48.55	-25.45	74.00	Peak

Note:

1. " *", means this data is the worst emission level.
2. C.F (Correction Factor) = Antenna Factor (dB/m) + Cable Loss (dB)– Preamplifier(dB).
3. Measurement(dBuV/m) = Reading(dBuV) + C.F (Correction Factor).

The Result of Radiated Emission below 1GHz:

EUT	AXE5400 Tri-Band Wi-Fi 6E Router	Date of Test	2021-10-13
Factor	VULB 9162	Temp. / Humidity	25°C /54%
Polarity	Horizontal	Site / Test Engineer	AC1 / Jay
Test Mode	Transmit by 802.11a at channel 5785MHz	Test Voltage	AC 120V/60Hz

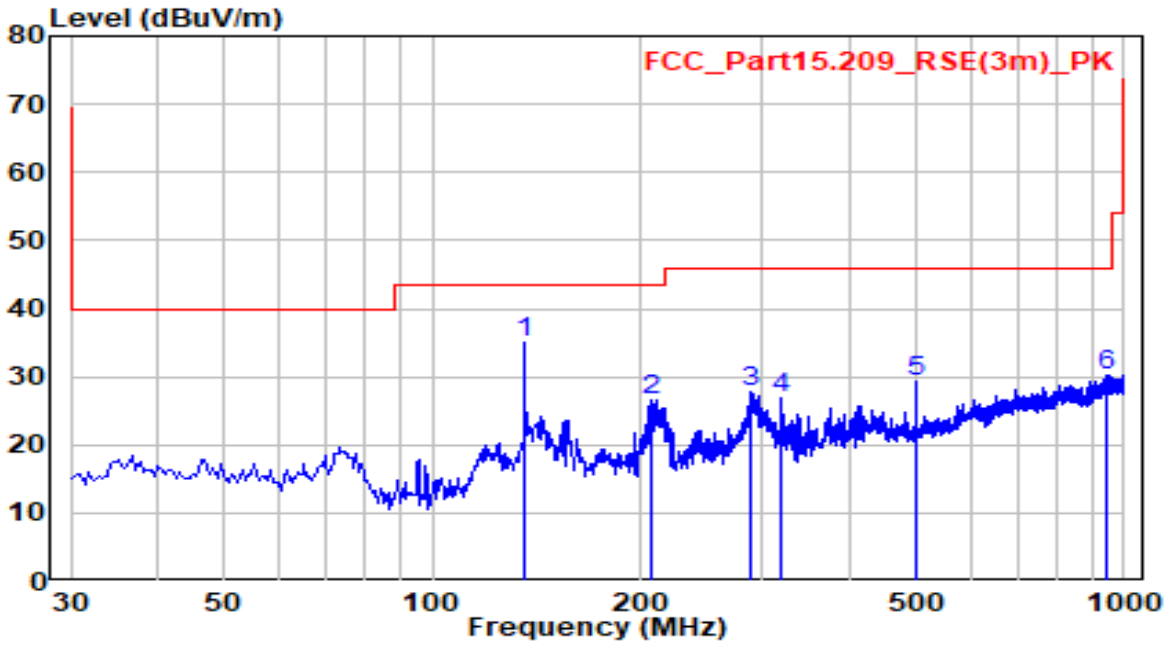

No		Frequency (MHz)	Reading (dBµV)	C.F (dB/m)	Measurement (dBµV/m)	Margin (dB)	Limit (dBµV/m)	Remark (QP/PK/AV)
1	*	135.730	19.02	16.14	35.16	-8.34	43.50	Peak
2		206.540	7.72	18.95	26.67	-16.83	43.50	Peak
3		288.505	6.58	21.23	27.81	-18.19	46.00	Peak
4		319.545	4.75	22.18	26.93	-19.07	46.00	Peak
5		499.965	3.04	26.22	29.26	-16.74	46.00	Peak
6		939.375	-1.92	32.08	30.16	-15.84	46.00	Peak

Note:

1. " *", means this data is the worst emission level.
2. C.F (Correction Factor) = Antenna Factor (dB/m) + Cable Loss (dB).
3. Measurement(dBµV/m) = Reading(dBµV) + C.F (Correction Factor).
4. The emission levels of other frequencies are very lower than the limit and not show in test report.
5. The amplitude of Radiated emissions (the test frequency range: 9kHz ~ 30MHz, 18GHz ~ 40GHz), is that proximity to ambient noise, which also are attenuated more than 20 dB below the permissible value. Therefore, the data is not presented in the report.

EUT	AXE5400 Tri-Band Wi-Fi 6E Router	Date of Test	2021-10-13
Factor	VULB 9162	Temp. / Humidity	25°C /54%
Polarity	Vertical	Site / Test Engineer	AC1 / Jay
Test Mode	Transmit by 802.11a at channel 5785MHz	Test Voltage	AC 120V/60Hz

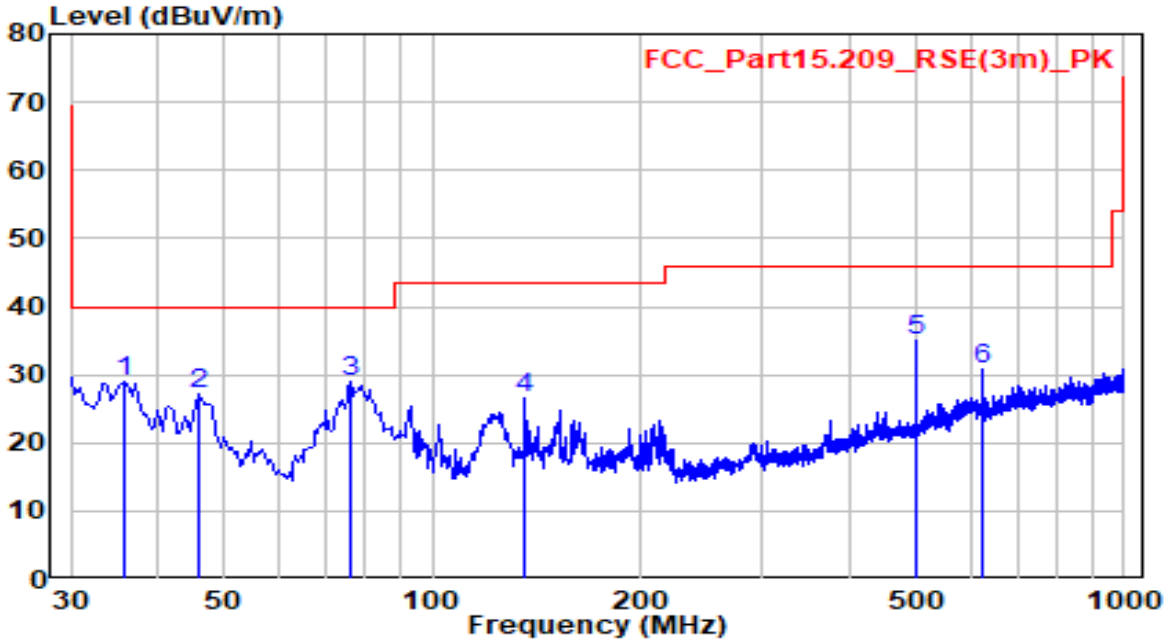

No		Frequency (MHz)	Reading (dBμV)	C.F (dB/m)	Measurement (dBμV/m)	Margin (dB)	Limit (dBμV/m)	Remark (QP/PK/AV)
1	*	35.820	9.48	19.61	29.09	-10.91	40.00	Peak
2		46.005	5.39	21.85	27.25	-12.75	40.00	Peak
3		76.075	13.49	15.38	28.87	-11.13	40.00	Peak
4		135.730	10.32	16.14	26.46	-17.04	43.50	Peak
5		499.965	8.86	26.22	35.08	-10.92	46.00	Peak
6		625.095	2.60	28.21	30.80	-15.20	46.00	Peak

Note:

1. " *", means this data is the worst emission level.
2. C.F (Correction Factor) = Antenna Factor (dB/m) + Cable Loss (dB).
3. Measurement(dBμV/m) = Reading(dBμV) + C.F (Correction Factor).
4. The emission levels of other frequencies are very lower than the limit and not show in test report.
5. The amplitude of Radiated emissions (the test frequency range: 9kHz ~ 30MHz, 18GHz ~ 40GHz), is that proximity to ambient noise, which also are attenuated more than 20 dB below the permissible value. Therefore, the data is not presented in the report.

6.9. Radiated Restricted Band Edge Measurement

6.9.1.Test Limit

For 15.205 requirement:

Radiated emissions which fall in the restricted bands, as defined in Section 15.205(a) of FCC part 15, must also comply with the radiated emission limits specified in Section 15.209(a).

Frequency (MHz)	Frequency (MHz)	Frequency (MHz)	Frequency (GHz)
0.090 - 0.110	16.42-16.423	399.9 - 410	4.5-5.15
[1] 0.495 - 0.505	16.69475-16.69525	608 - 614	5.35-5.46
2.1735-2.1905	16.80425-16.80475	960 - 1240	7.25-7.75
4.125-4.128	25.5 -25.67	1300 - 1427	8.025 - 8.5
4.17725-4.17775	37.5-38.25	1435-1626.5	9.0-9.2
4.20725-4.20775	73-74.6	1645.5-1646.5	9.3-9.5
6.215-6.218	74.8-75.2	1660 - 1710	10.6-12.7
6.26775-6.26825	108-121.94	1718.8-1722.2	13.25-13.4
6.31175-6.31225	123 - 138	2200 - 2300	14.47-14.5
8.291-8.294	149.9-150.05	2310 - 2390	15.35-16.2
8.362-8.366	156.52475-156.525	2483.5 - 2500	17.7-21.4
8.37625-8.38675	156.7-156.9	2690 - 2900	22.01-23.12
8.41425-8.41475	162.0125-167.17	3260 - 3267	23.6-24.0
12.29-12.293	167.72-173.2	3332 - 3339	31.2-31.8
12.51975-12.52025	240 - 285	3345.8 - 3358	36.43-36.5
12.57675-12.57725	322-335.4	3600 - 4400	([2])
13.36-13.41	--	--	--

For 15.407(b) requirement:

For transmitters operating in the 5.15-5.25 GHz band: All emissions outside of the 5.15-5.35 GHz band shall not exceed an e.i.r.p. of -27 dBm/MHz.

For transmitters operating in the 5.25-5.35 GHz band: All emissions outside of the 5.15-5.35 GHz band shall not exceedane.i.r.p. of -27 dBm/MHz.

For transmitters operating in the 5.47-5.725 GHz band: All emissions outside of the 5.47-5.725 GHz band shall not exceed an e.i.r.p. of -27 dBm/MHz.

For transmitters operating in the 5.725-5.85 GHz band: All emissions shall be limited to a level of −27 dBm/MHz at 75 MHz or more above or below the band edge increasinglinearly to 10 dBm/MHz at 25 MHz above or below the band edge, and from 25 MHz above or below the band edge

increasinglinearly to a level of 15.6 dBm/MHz at 5 MHz above or below the band edge, and from 5 MHz above or below the band edgeincreasing linearly to a level of 27 dBm/MHz at the band edge.

Refer to KDB 789033 D02v02r01 G)2)c), as specified in § 15.407(b), emissions above 1000 MHz that are outside of the restricted bands are subject to a maximum emission limit of -27 dBm/MHz (or -17 dBm/MHz as specified in § 15.407(b)(4)). However, an out-of-band emission that complies with both the peak and average limits of § 15.209 is not required to satisfy the -27 dBm/MHz or -17 dBm/MHz maximum emission limit.

All out of band emissions appearing in a restricted band as specified in Section 15.205 of the Title 47CFR must not exceed the limits shown in Table per Section 15.209.

FCC Part 15 Subpart C Paragraph 15.209		
Frequency [MHz]	Field Strength [uV/m]	Measured Distance [Meters]
0.009 - 0.490	2400/F (kHz)	300
0.490 - 1.705	24000/F (kHz)	30
1.705 - 30	30	30
30 - 88	100	3
88 - 216	150	3
216 - 960	200	3
Above 960	500	3

6.9.2.Test Procedure Used

ANSI C63.10 Section 6.3 (General Requirements)

ANSI C63.10 Section 6.6 (Standard test method above 1GHz)

6.9.3.Test Setting

Peak Measurements above 1GHz

1. Analyzer center frequency was set to the frequency of the radiated spurious emission of interest
2. RBW = 1MHz
3. VBW = 3MHz
4. Detector = peak
5. Sweep time = auto couple
6. Trace mode = max hold
7. Trace was allowed to stabilize

Average Measurements above 1GHz (Method VB)

1. Analyzer center frequency was set to the frequency of the radiated spurious emission of interest
2. RBW = 1MHz
3. VBWIf the EUT is configured to transmit with duty cycle ≥ 98%, set VBW ≤ RBW/100 (i.e., 10 kHz) but not less than 10 Hz. If the EUT duty cycle is < 98%, set VBW ≥ 1/T.
4. Detector = Peak
5. Sweep time = auto
6. Allow max hold to run for at least 50 traces if the transmitted signal is continuous or has at least 98% duty cycle. For lower duty cycles, increase the minimum number of traces by a factor of 1/x, where x is the duty cycle.

6.9.4.Test Setup

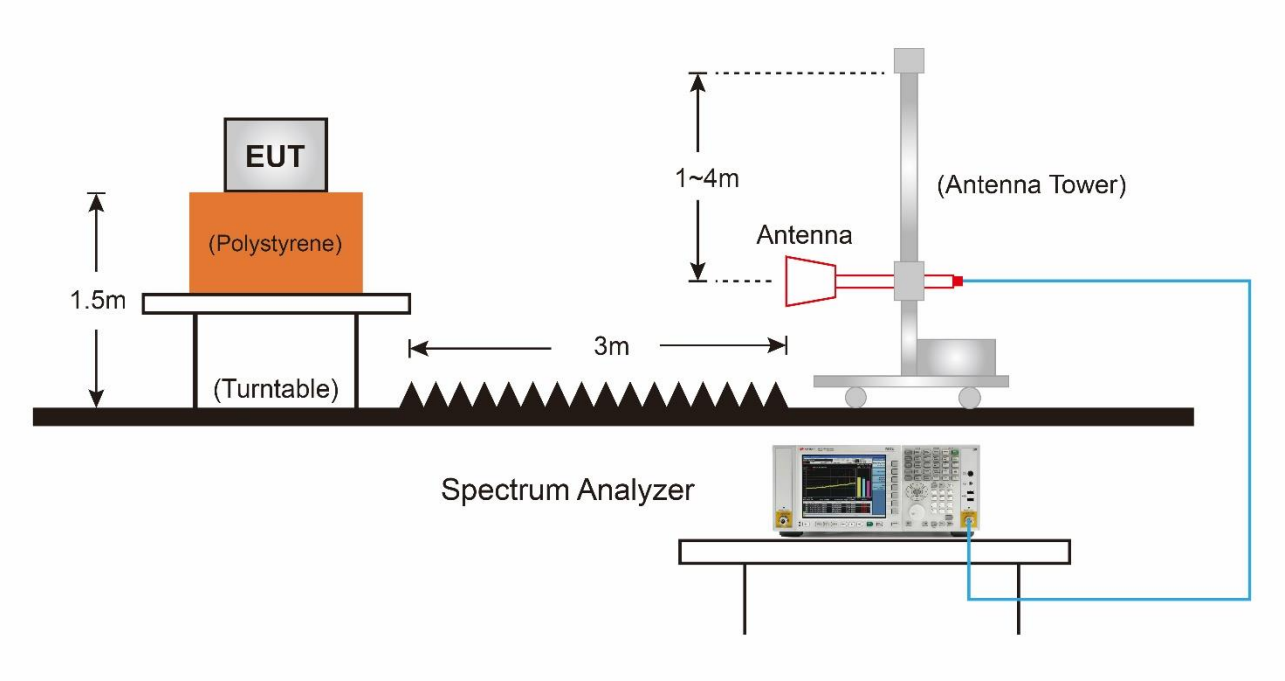

6.9.5.Test Result

EUT	AXE5400 Tri-Band Wi-Fi 6E Router	Date of Test	2021-10-17
Factor	BBHA 9120D (1GHz~18GHz)	Temp. / Humidity	23°C/57%
Polarity	Horizontal	Site / Test Engineer	AC1/Jay
Test Mode	Transmit at 5180MHz by 802.11a	Test Voltage	AC 120V/60Hz

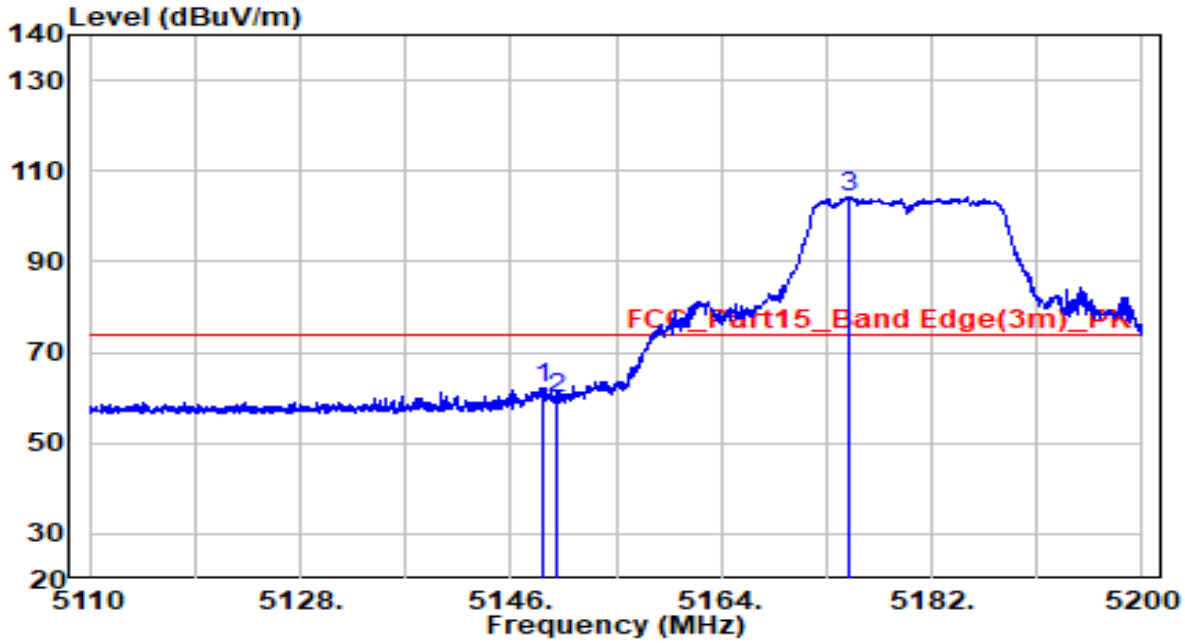

No		Frequency (MHz)	Reading (dBuV)	C.F (dB/m)	Measurement (dBuV/m)	Margin (dB)	Limit (dBuV/m)	Remark (QP/PK/AV)
1		5148.835	58.05	4.19	62.24	-11.76	74.00	Peak
2		5150.000	55.46	4.20	59.65	-14.35	74.00	Peak
3	*	5174.980	100.21	4.24	104.45	N/A	N/A	Peak

Note:

1. " *", means this data is the worst emission level.
2. C.F (Correction Factor) = Antenna Factor (dB/m) + Cable Loss (dB)– Preamplifier(dB) + 23dB Attenuation.
3. Measurement(dBuV/m) = Reading(dBuV) + C.F (Correction Factor).

EUT	AXE5400 Tri-Band Wi-Fi 6E Router	Date of Test	2021-10-17
Factor	BBHA 9120D (1GHz~18GHz)	Temp. / Humidity	23°C/57%
Polarity	Horizontal	Site / Test Engineer	AC1/Jay
Test Mode	Transmit at 5180MHz by 802.11a	Test Voltage	AC 120V/60Hz

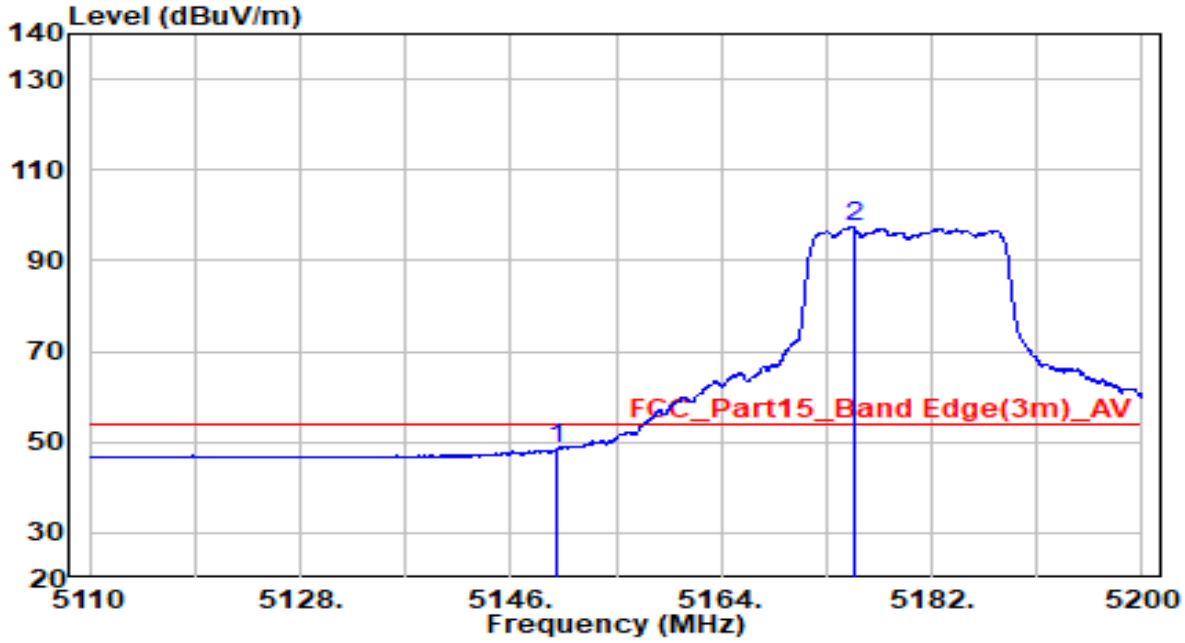

No		Frequency (MHz)	Reading (dBuV)	C.F (dB/m)	Measurement (dBuV/m)	Margin (dB)	Limit (dBuV/m)	Remark (QP/PK/AV)
1		5150.000	44.33	4.20	48.53	-5.47	54.00	Average
2	*	5175.295	93.15	4.24	97.39	N/A	N/A	Average

Note:

1. " *", means this data is the worst emission level.
2. C.F (Correction Factor) = Antenna Factor (dB/m) + Cable Loss (dB)– Preamplifier(dB) + 23dB Attenuation.
3. Measurement(dBuV/m) = Reading(dBuV) + C.F (Correction Factor).

EUT	AXE5400 Tri-Band Wi-Fi 6E Router	Date of Test	2021-10-17
Factor	BBHA 9120D (1GHz~18GHz)	Temp. / Humidity	23°C/57%
Polarity	Vertical	Site / Test Engineer	AC1/Jay
Test Mode	Transmit at 5180MHz by 802.11a	Test Voltage	AC 120V/60Hz

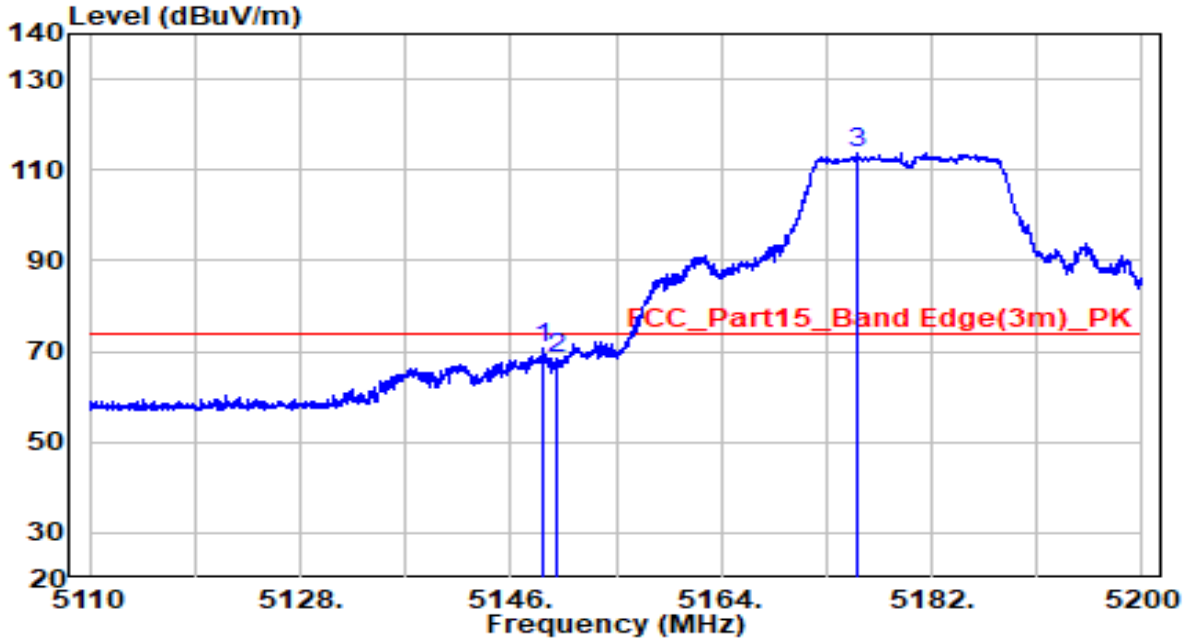

No		Frequency (MHz)	Reading (dBuV)	C.F (dB/m)	Measurement (dBuV/m)	Margin (dB)	Limit (dBuV/m)	Remark (QP/PK/AV)
1		5148.745	66.46	4.19	70.66	-3.34	74.00	Peak
2		5150.000	64.28	4.20	68.47	-5.53	74.00	Peak
3	*	5175.610	109.48	4.24	113.72	N/A	N/A	Peak

Note:

1. " *", means this data is the worst emission level.
2. C.F (Correction Factor) = Antenna Factor (dB/m) + Cable Loss (dB)– Preamplifier(dB) + 23dB Attenuation.
3. Measurement(dBuV/m) = Reading(dBuV) + C.F (Correction Factor).

EUT	AXE5400 Tri-Band Wi-Fi 6E Router	Date of Test	2021-10-17
Factor	BBHA 9120D (1GHz~18GHz)	Temp. / Humidity	23°C/57%
Polarity	Vertical	Site / Test Engineer	AC1/Jay
Test Mode	Transmit at 5180MHz by 802.11a	Test Voltage	AC 120V/60Hz

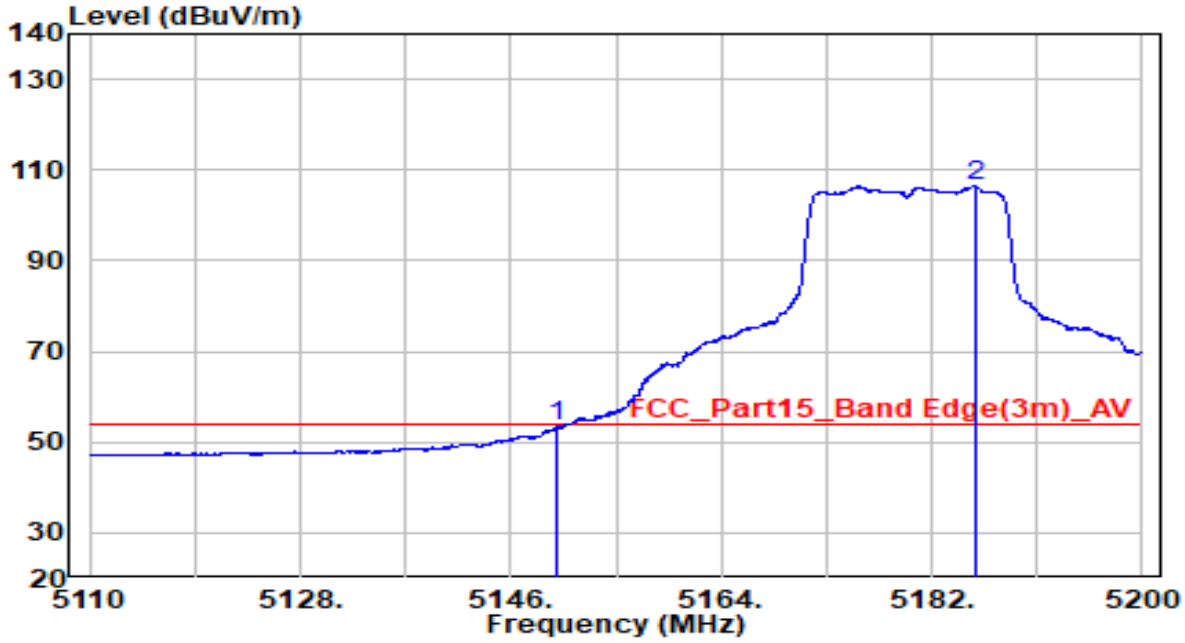

No		Frequency (MHz)	Reading (dBuV)	C.F (dB/m)	Measurement (dBuV/m)	Margin (dB)	Limit (dBuV/m)	Remark (QP/PK/AV)
1		5150.000	49.37	4.20	53.56	-0.44	54.00	Average
2	*	5185.780	102.29	4.25	106.55	N/A	N/A	Average

Note:

1. " *", means this data is the worst emission level.
2. C.F (Correction Factor) = Antenna Factor (dB/m) + Cable Loss (dB)– Preamplifier(dB) + 23dB Attenuation.
3. Measurement(dBuV/m) = Reading(dBuV) + C.F (Correction Factor).

EUT	AXE5400 Tri-Band Wi-Fi 6E Router	Date of Test	2021-10-17
Factor	BBHA 9120D (1GHz~18GHz)	Temp. / Humidity	23°C/57%
Polarity	Horizontal	Site / Test Engineer	AC1/Jay
Test Mode	Transmit at 5320MHz by 802.11a	Test Voltage	AC 120V/60Hz

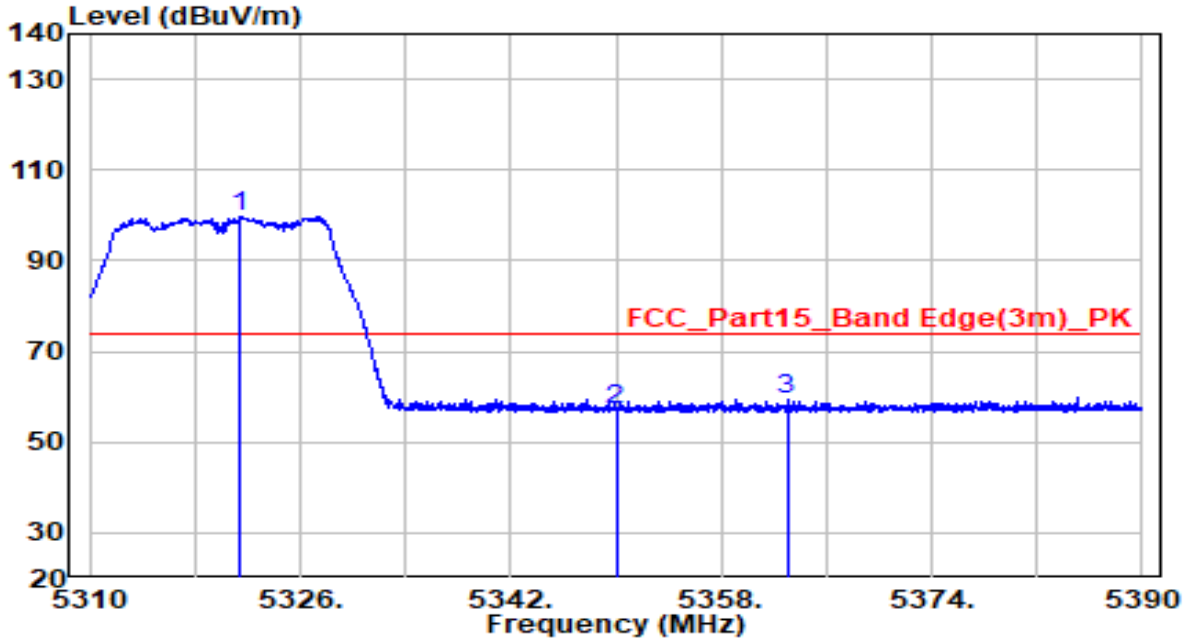

No		Frequency (MHz)	Reading (dBuV)	C.F (dB/m)	Measurement (dBuV/m)	Margin (dB)	Limit (dBuV/m)	Remark (QP/PK/AV)
1	*	5321.480	95.25	4.48	99.72	N/A	N/A	Peak
2		5350.000	52.47	4.52	56.99	-17.01	74.00	Peak
3		5363.000	54.77	4.55	59.32	-14.68	74.00	Peak

Note:

1. " *", means this data is the worst emission level.
2. C.F (Correction Factor) = Antenna Factor (dB/m) + Cable Loss (dB)– Preamplifier(dB) + 23dB Attenuation.
3. Measurement(dBuV/m) = Reading(dBuV) + C.F (Correction Factor).

EUT	AXE5400 Tri-Band Wi-Fi 6E Router	Date of Test	2021-10-17
Factor	BBHA 9120D (1GHz~18GHz)	Temp. / Humidity	23°C/57%
Polarity	Horizontal	Site / Test Engineer	AC1/Jay
Test Mode	Transmit at 5320MHz by 802.11a	Test Voltage	AC 120V/60Hz

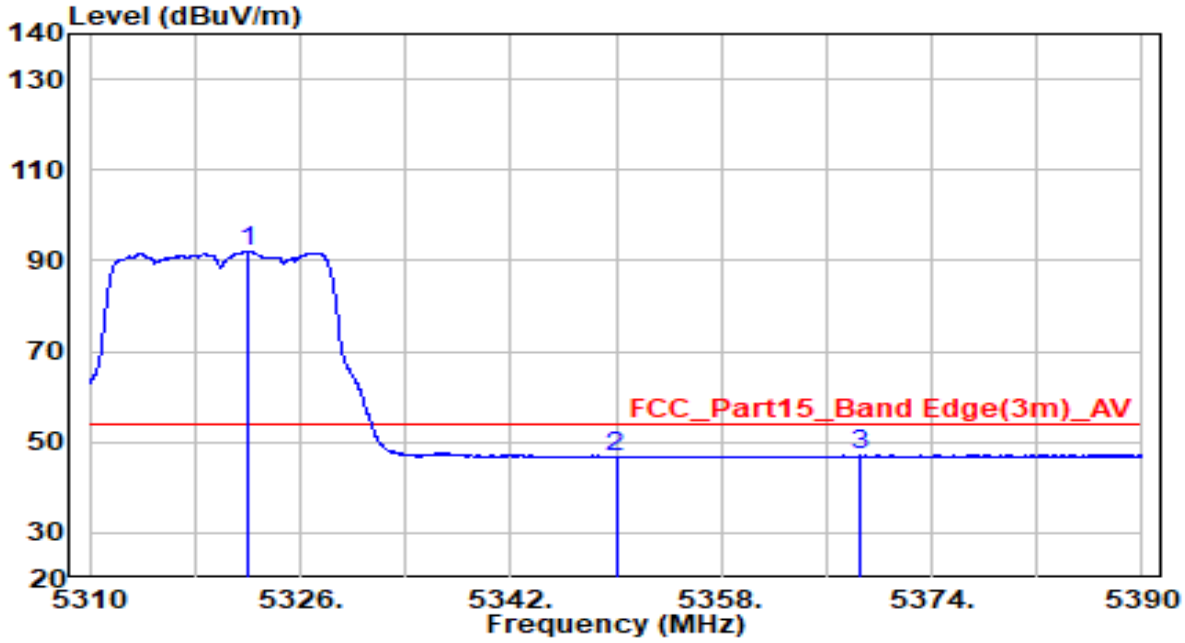

No		Frequency (MHz)	Reading (dBuV)	C.F (dB/m)	Measurement (dBuV/m)	Margin (dB)	Limit (dBuV/m)	Remark (QP/PK/AV)
1	*	5322.000	87.59	4.48	92.07	N/A	N/A	Average
2		5350.000	42.21	4.52	46.73	-7.27	54.00	Average
3		5368.560	42.41	4.55	46.96	-7.04	54.00	Average

Note:

1. " *", means this data is the worst emission level.
2. C.F (Correction Factor) = Antenna Factor (dB/m) + Cable Loss (dB)– Preamplifier(dB) + 23dB Attenuation.
3. Measurement(dBuV/m) = Reading(dBuV) + C.F (Correction Factor).

EUT	AXE5400 Tri-Band Wi-Fi 6E Router	Date of Test	2021-10-17
Factor	BBHA 9120D (1GHz~18GHz)	Temp. / Humidity	23°C/57%
Polarity	Vertical	Site / Test Engineer	AC1/Jay
Test Mode	Transmit at 5320MHz by 802.11a	Test Voltage	AC 120V/60Hz

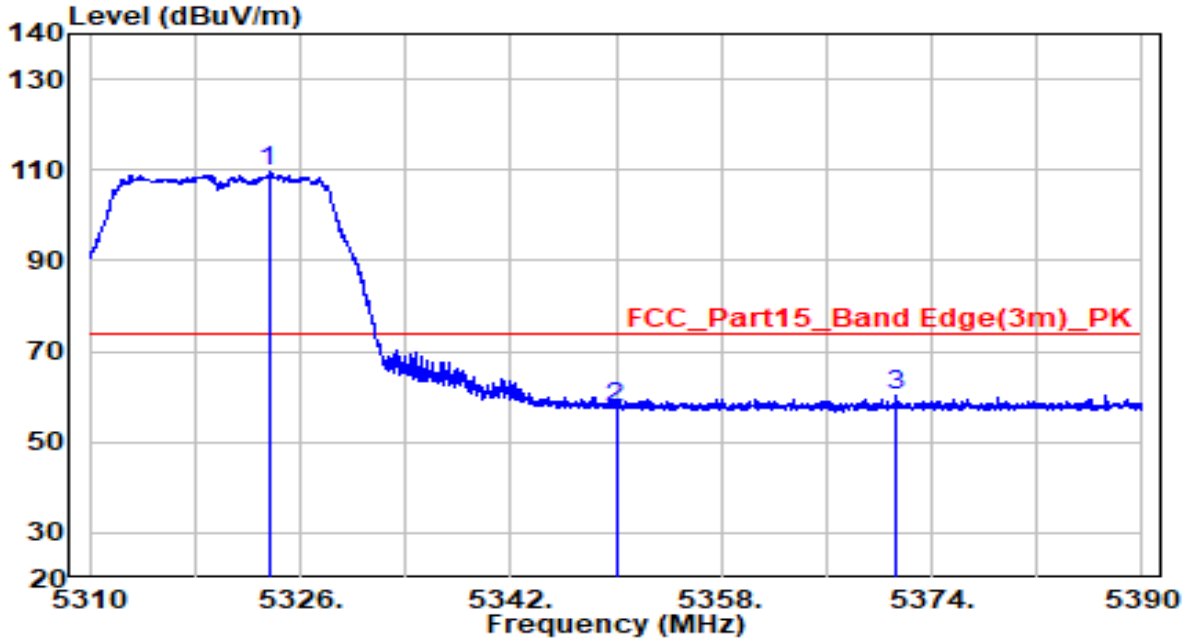

No		Frequency (MHz)	Reading (dBuV)	C.F (dB)	Measurement (dBuV/m)	Margin (dB)	Limit (dBuV/m)	Remark (QP/PK/AV)
1	*	5323.600	104.96	4.48	109.44	N/A	N/A	Peak
2		5350.000	52.99	4.52	57.51	-16.49	74.00	Peak
3		5371.360	55.53	4.56	60.09	-13.91	74.00	Peak

Note:

1. " *", means this data is the worst emission level.
2. C.F (Correction Factor) = Antenna Factor (dB/m) + Cable Loss (dB)– Preamplifier(dB) + 23dB Attenuation.
3. Measurement(dBuV/m) = Reading(dBuV) + C.F (Correction Factor).

EUT	AXE5400 Tri-Band Wi-Fi 6E Router	Date of Test	2021-10-17
Factor	BBHA 9120D (1GHz~18GHz)	Temp. / Humidity	23°C/57%
Polarity	Vertical	Site / Test Engineer	AC1/Jay
Test Mode	Transmit at 5320MHz by 802.11a	Test Voltage	AC 120V/60Hz

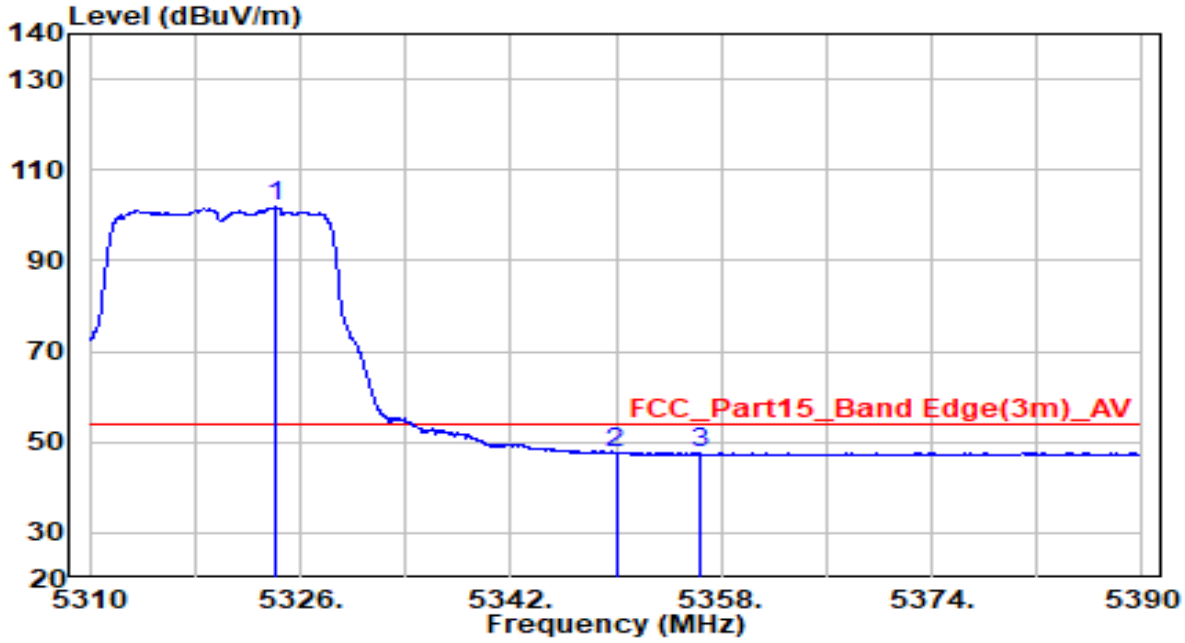

No		Frequency (MHz)	Reading (dBuV)	C.F (dB/m)	Measurement (dBuV/m)	Margin (dB)	Limit (dBuV/m)	Remark (QP/PK/AV)
1	*	5324.160	97.37	4.48	101.85	N/A	N/A	Average
2		5350.000	43.04	4.52	47.56	-6.44	54.00	Average
3		5356.440	43.23	4.53	47.76	-6.24	54.00	Average

Note:

1. " *", means this data is the worst emission level.
2. C.F (Correction Factor) = Antenna Factor (dB/m) + Cable Loss (dB)– Preamplifier(dB) + 23dB Attenuation.
3. Measurement(dBuV/m) = Reading(dBuV) + C.F (Correction Factor).

EUT	AXE5400 Tri-Band Wi-Fi 6E Router	Date of Test	2021-10-17
Factor	BBHA 9120D (1GHz~18GHz)	Temp. / Humidity	23°C/57%
Polarity	Horizontal	Site / Test Engineer	AC1/Jay
Test Mode	Transmit at 5500MHz by 802.11a	Test Voltage	AC 120V/60Hz

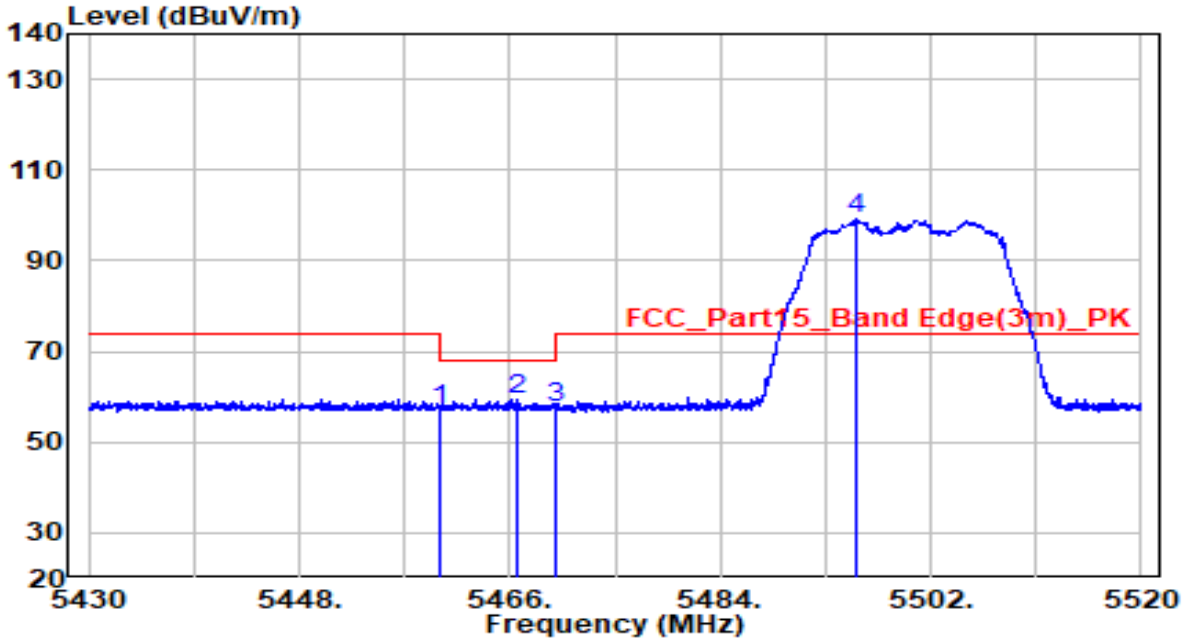

No		Frequency (MHz)	Reading (dBuV)	C.F (dB/m)	Measurement (dBuV/m)	Margin (dB)	Limit (dBuV/m)	Remark (QP/PK/AV)
1		5460.000	52.52	4.70	57.23	-10.97	68.20	Peak
2		5466.720	54.85	4.72	59.56	-8.64	68.20	Peak
3		5470.000	52.65	4.72	57.38	-10.82	68.20	Peak
4	*	5495.565	94.39	4.76	99.15	N/A	N/A	Peak

Note:

1. " *", means this data is the worst emission level.
2. C.F (Correction Factor) = Antenna Factor (dB/m) + Cable Loss (dB)– Preamplifier(dB) + 23dB Attenuation.
3. Measurement(dBuV/m) = Reading(dBuV) + C.F (Correction Factor).

EUT	AXE5400 Tri-Band Wi-Fi 6E Router	Date of Test	2021-10-17
Factor	BBHA 9120D (1GHz~18GHz)	Temp. / Humidity	23°C/57%
Polarity	Horizontal	Site / Test Engineer	AC1/Jay
Test Mode	Transmit at 5500MHz by 802.11a	Test Voltage	AC 120V/60Hz

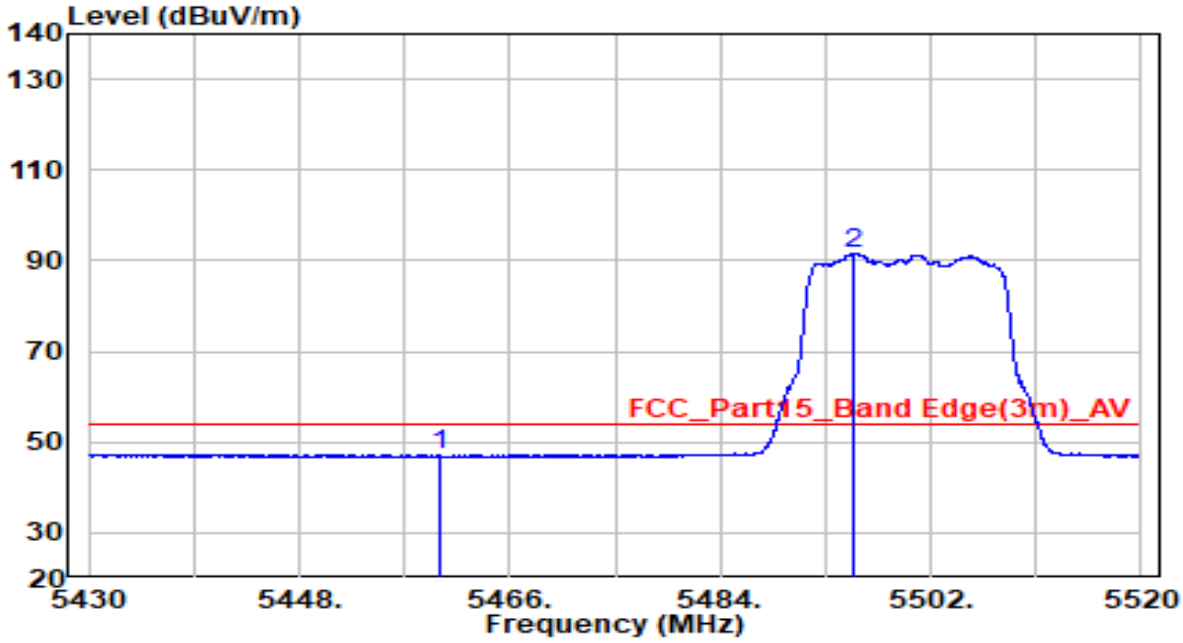

No		Frequency (MHz)	Reading (dBuV)	C.F (dB/m)	Measurement (dBuV/m)	Margin (dB)	Limit (dBuV/m)	Remark (QP/PK/AV)
1		5460.000	42.41	4.70	47.11	-6.89	54.00	Average
2	*	5495.385	86.78	4.76	91.54	N/A	N/A	Average

Note:

1. " *", means this data is the worst emission level.
2. C.F (Correction Factor) = Antenna Factor (dB/m) + Cable Loss (dB)– Preamplifier(dB) + 23dB Attenuation.
3. Measurement(dBuV/m) = Reading(dBuV) + C.F (Correction Factor).

EUT	AXE5400 Tri-Band Wi-Fi 6E Router	Date of Test	2021-10-17
Factor	BBHA 9120D (1GHz~18GHz)	Temp. / Humidity	23°C/57%
Polarity	Vertical	Site / Test Engineer	AC1/Jay
Test Mode	Transmit at 5500MHz by 802.11a	Test Voltage	AC 120V/60Hz

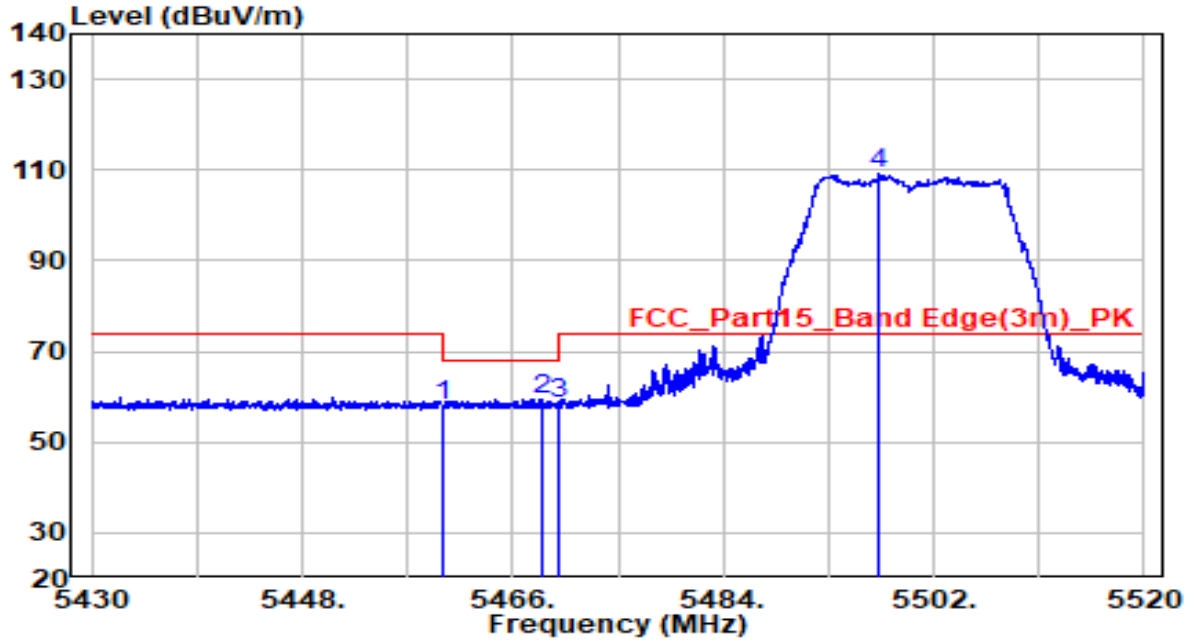

No		Frequency (MHz)	Reading (dBuV)	C.F (dB/m)	Measurement (dBuV/m)	Margin (dB)	Limit (dBuV/m)	Remark (QP/PK/AV)
1		5460.000	53.52	4.70	58.22	-9.98	68.20	Peak
2		5468.520	54.72	4.72	59.43	-8.77	68.20	Peak
3		5470.000	53.58	4.72	58.30	-9.90	68.20	Peak
4	*	5497.365	104.35	4.77	109.12	N/A	N/A	Peak

Note:

1. " *", means this data is the worst emission level.
2. C.F (Correction Factor) = Antenna Factor (dB/m) + Cable Loss (dB)– Preamplifier(dB) + 23dB Attenuation.
3. Measurement(dBuV/m) = Reading(dBuV) + C.F (Correction Factor).

EUT	AXE5400 Tri-Band Wi-Fi 6E Router	Date of Test	2021-10-17
Factor	BBHA 9120D (1GHz~18GHz)	Temp. / Humidity	23°C/57%
Polarity	Vertical	Site / Test Engineer	AC1/Jay
Test Mode	Transmit at 5500MHz by 802.11a	Test Voltage	AC 120V/60Hz

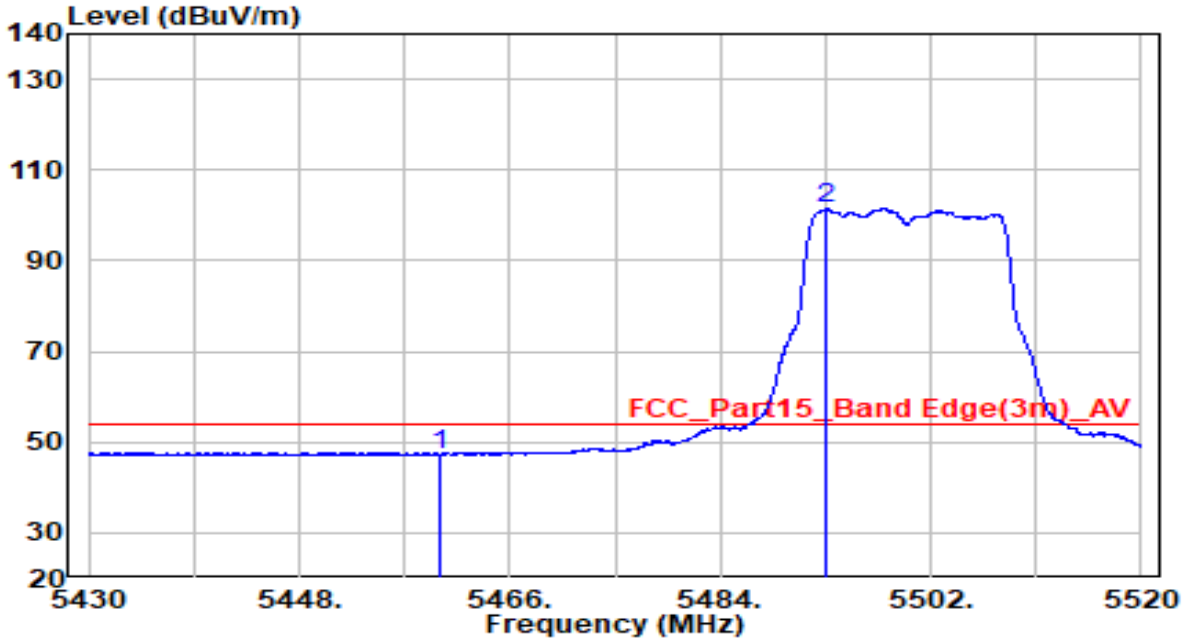

No		Frequency (MHz)	Reading (dBuV)	C.F (dB/m)	Measurement (dBuV/m)	Margin (dB)	Limit (dBuV/m)	Remark (QP/PK/AV)
1		5460.000	42.66	4.70	47.36	-6.64	54.00	Average
2	*	5493.135	96.69	4.76	101.45	N/A	N/A	Average

Note:

1. " *", means this data is the worst emission level.
2. C.F (Correction Factor) = Antenna Factor (dB/m) + Cable Loss (dB)– Preamplifier(dB) + 23dB Attenuation.
3. Measurement(dBuV/m) = Reading(dBuV) + C.F (Correction Factor).

EUT	AXE5400 Tri-Band Wi-Fi 6E Router	Date of Test	2021-10-17
Factor	BBHA 9120D (1GHz~18GHz)	Temp. / Humidity	23°C/57%
Polarity	Horizontal	Site / Test Engineer	AC1/Jay
Test Mode	Transmit at 5700MHz by 802.11a	Test Voltage	AC 120V/60Hz

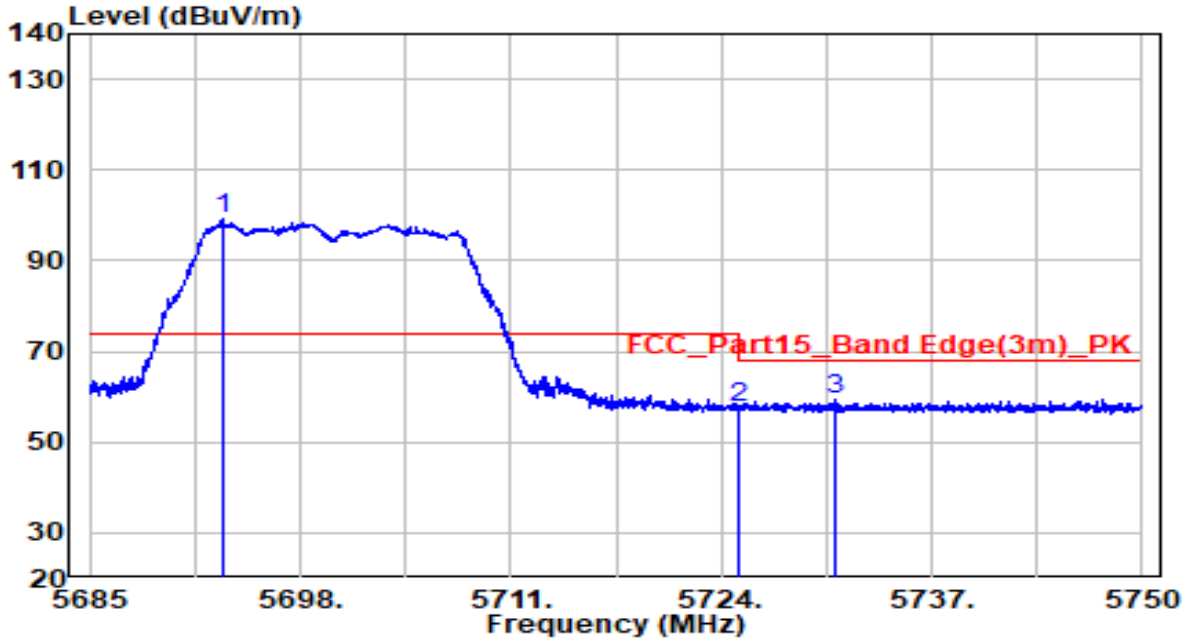

No		Frequency (MHz)	Reading (dBuV)	C.F (dB/m)	Measurement (dBuV/m)	Margin (dB)	Limit (dBuV/m)	Remark (QP/PK/AV)
1	*	5693.190	93.55	5.47	99.02	N/A	N/A	Peak
2		5725.000	51.83	5.59	57.42	-10.78	68.20	Peak
3		5731.020	53.90	5.61	59.51	-8.69	68.20	Peak

Note:

1. " *", means this data is the worst emission level.
2. C.F (Correction Factor) = Antenna Factor (dB/m) + Cable Loss (dB)– Preamplifier(dB) + 23dB Attenuation.
3. Measurement(dBuV/m) = Reading(dBuV) + C.F (Correction Factor).

EUT	AXE5400 Tri-Band Wi-Fi 6E Router	Date of Test	2021-10-17
Factor	BBHA 9120D (1GHz~18GHz)	Temp. / Humidity	23°C/57%
Polarity	Vertical	Site / Test Engineer	AC1/Jay
Test Mode	Transmit at 5700MHz by 802.11a	Test Voltage	AC 120V/60Hz

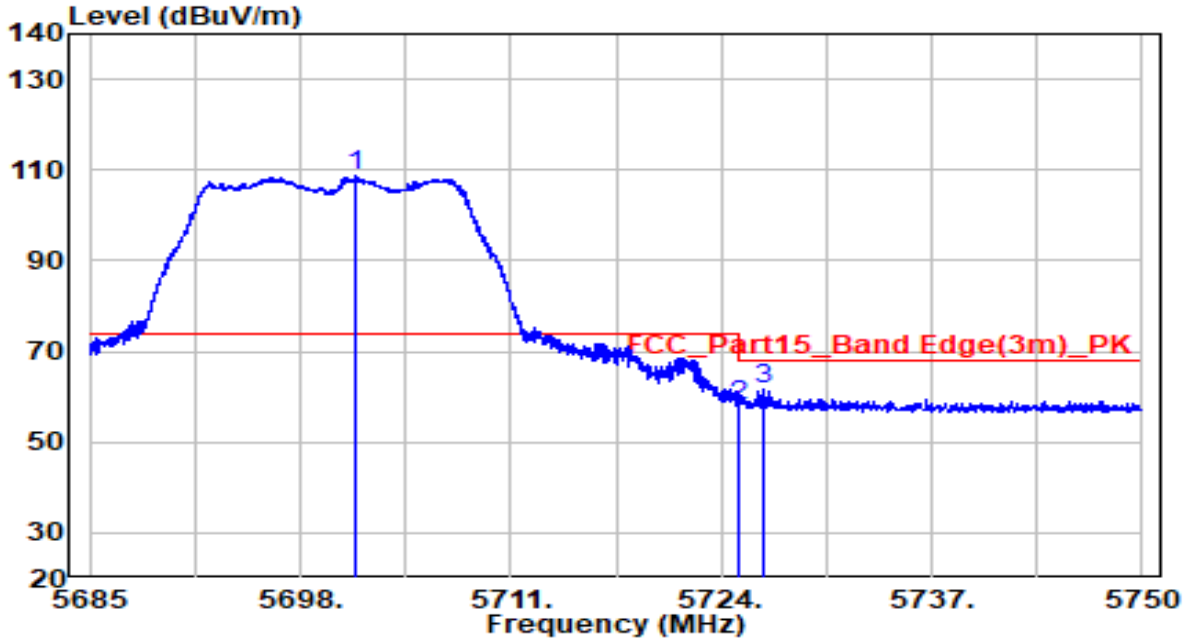

No		Frequency (MHz)	Reading (dBuV)	C.F (dB/m)	Measurement (dBuV/m)	Margin (dB)	Limit (dBuV/m)	Remark (QP/PK/AV)
1	*	5701.478	103.08	5.50	108.58	N/A	N/A	Peak
2		5725.000	52.45	5.59	58.04	-10.16	68.20	Peak
3		5726.665	55.89	5.60	61.49	-6.71	68.20	Peak

Note:

1. " *", means this data is the worst emission level.
2. C.F (Correction Factor) = Antenna Factor (dB/m) + Cable Loss (dB)– Preamplifier(dB) + 23dB Attenuation.
3. Measurement(dBuV/m) = Reading(dBuV) + C.F (Correction Factor).

EUT	AXE5400 Tri-Band Wi-Fi 6E Router	Date of Test	2021-10-17
Factor	BBHA 9120D (1GHz~18GHz)	Temp. / Humidity	23°C/57%
Polarity	Horizontal	Site / Test Engineer	AC1/Jay
Test Mode	Transmit at 5745MHz by 802.11a	Test Voltage	AC 120V/60Hz

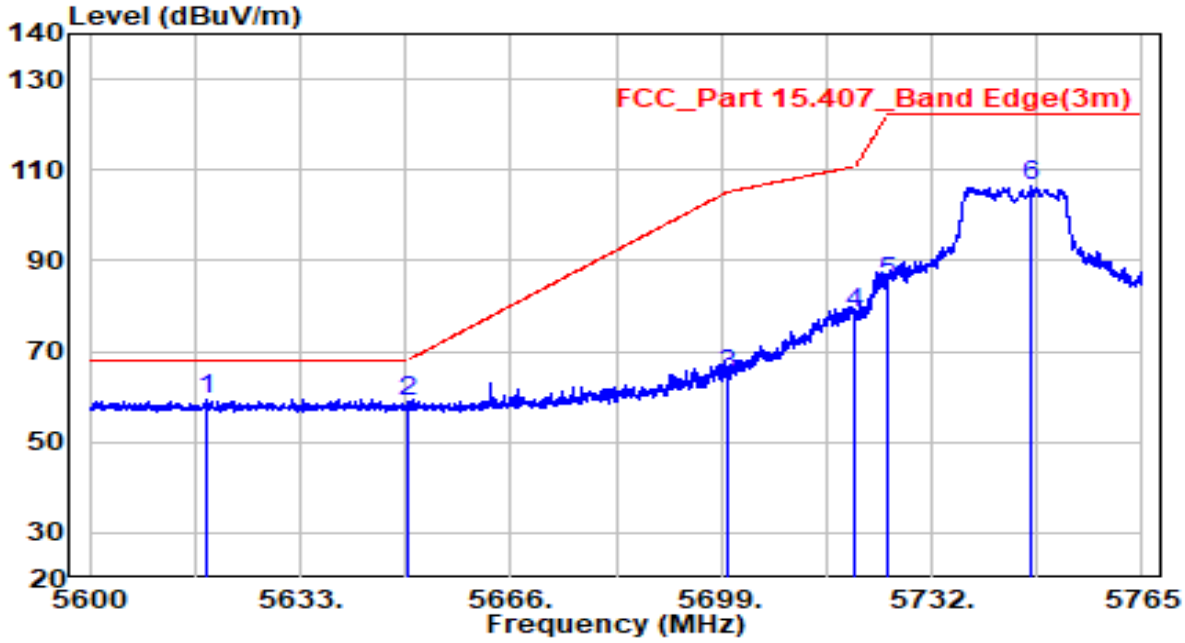

No		Frequency (MHz)	Reading (dBuV)	C.F (dB/m))	Measurement (dBuV/m)	Margin (dB)	Limit (dBuV/m)	Remark (QP/PK/AV)
1	*	5618.397	54.34	5.20	59.54	-8.66	68.20	Peak
2		5650.000	53.53	5.32	58.85	-9.35	68.20	Peak
3		5700.000	59.46	5.50	64.96	-40.24	105.20	Peak
4		5720.000	72.65	5.57	78.23	-32.57	110.80	Peak
5		5725.000	79.71	5.59	85.30	-36.90	122.20	Peak
6		5747.757	100.76	5.67	106.43	N/A	N/A	Peak

Note:

1. " *", means this data is the worst emission level.
2. C.F (Correction Factor) = Antenna Factor (dB/m) + Cable Loss (dB)– Preamplifier(dB) + 23dB Attenuation.
3. Measurement(dBuV/m) = Reading(dBuV) + C.F (Correction Factor).

EUT	AXE5400 Tri-Band Wi-Fi 6E Router	Date of Test	2021-10-17
Factor	BBHA 9120D (1GHz~18GHz)	Temp. / Humidity	23°C/57%
Polarity	Vertical	Site / Test Engineer	AC1/Jay
Test Mode	Transmit at 5745MHz by 802.11a	Test Voltage	AC 120V/60Hz

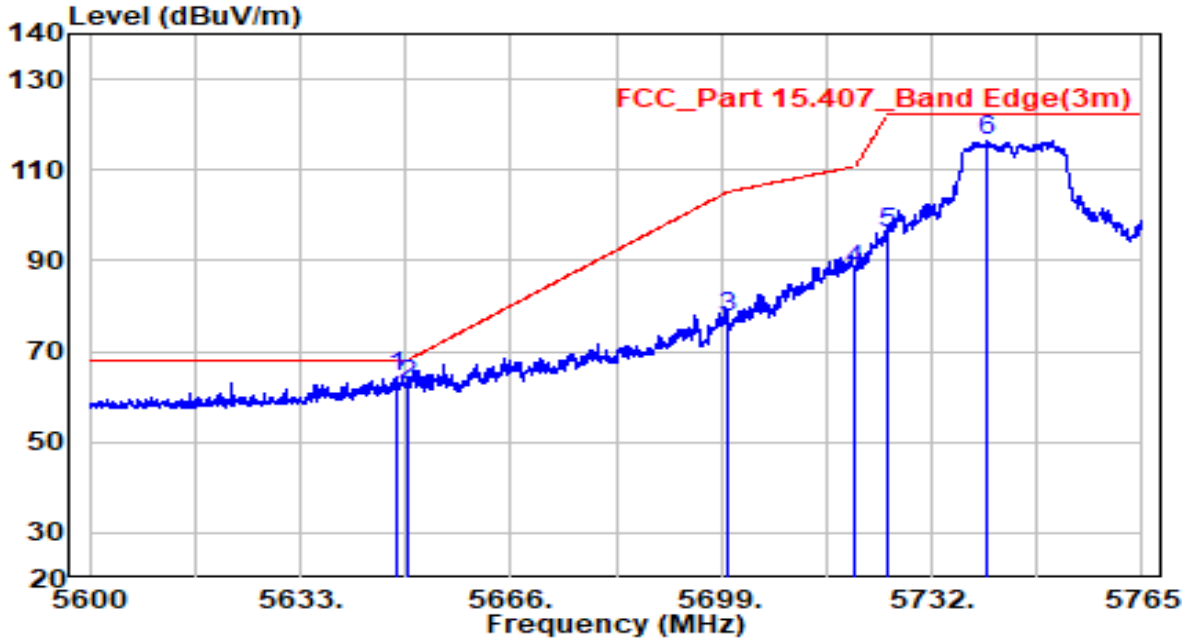

No		Frequency (MHz)	Reading (dBuV)	C.F (dB/m)	Measurement (dBuV/m)	Margin (dB)	Limit (dBuV/m)	Remark (QP/PK/AV)
1	*	5648.345	58.99	5.31	64.30	-3.90	68.20	Peak
2		5650.000	57.09	5.32	62.41	-5.79	68.20	Peak
3		5700.000	72.13	5.50	77.62	-27.58	105.20	Peak
4		5720.000	82.13	5.57	87.71	-23.09	110.80	Peak
5		5725.000	90.52	5.59	96.11	-26.09	122.20	Peak
6		5740.828	110.87	5.65	116.51	N/A	N/A	Peak

Note:

1. " *", means this data is the worst emission level.
2. C.F (Correction Factor) = Antenna Factor (dB/m) + Cable Loss (dB)– Preamplifier(dB) + 23dB Attenuation.
3. Measurement(dBuV/m) = Reading(dBuV) + C.F (Correction Factor).

EUT	AXE5400 Tri-Band Wi-Fi 6E Router	Date of Test	2021-10-17
Factor	BBHA 9120D (1GHz~18GHz)	Temp. / Humidity	23°C/57%
Polarity	Horizontal	Site / Test Engineer	AC1/Jay
Test Mode	Transmit at 5825MHz by 802.11a	Test Voltage	AC 120V/60Hz

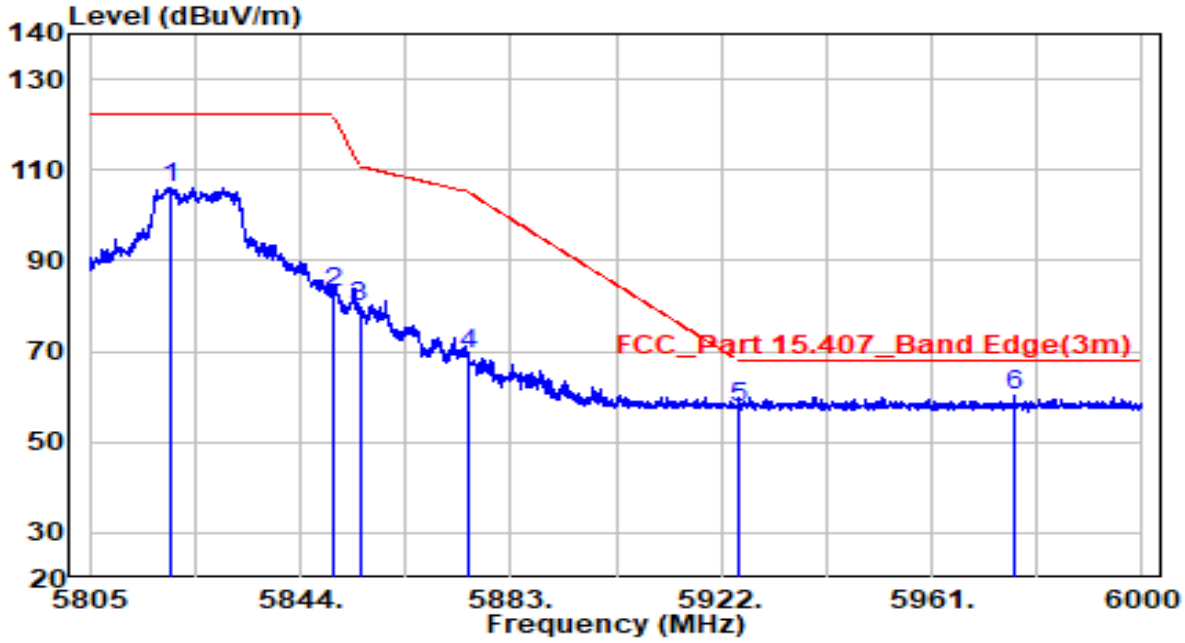

No		Frequency (MHz)	Reading (dBuV)	C.F (dB/m)	Measurement (dBuV/m)	Margin (dB)	Limit (dBuV/m)	Remark (QP/PK/AV)
1		5819.917	100.16	5.93	106.10	N/A	N/A	Peak
2		5850.000	77.10	6.04	83.15	-39.05	122.20	Peak
3		5855.000	73.86	6.06	79.92	-30.88	110.80	Peak
4		5875.000	63.40	6.13	69.54	-35.66	105.20	Peak
5		5925.000	51.21	6.32	57.52	-10.68	68.20	Peak
6	*	5976.502	53.84	6.50	60.34	-7.86	68.20	Peak

Note:

1. " *", means this data is the worst emission level.
2. C.F (Correction Factor) = Antenna Factor (dB/m) + Cable Loss (dB)– Preamplifier(dB) + 23dB Attenuation.
3. Measurement(dBuV/m) = Reading(dBuV) + C.F (Correction Factor).

EUT	AXE5400 Tri-Band Wi-Fi 6E Router	Date of Test	2021-10-17
Factor	BBHA 9120D (1GHz~18GHz)	Temp. / Humidity	23°C/57%
Polarity	Vertical	Site / Test Engineer	AC1/Jay
Test Mode	Transmit at 5825MHz by 802.11a	Test Voltage	AC 120V/60Hz

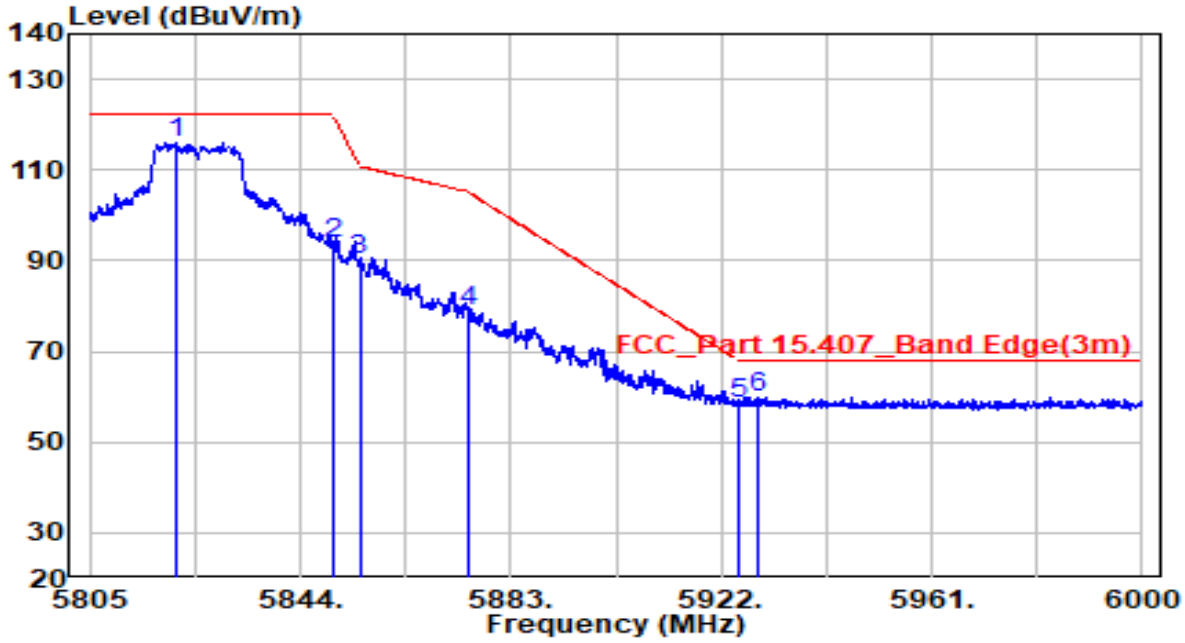

No		Frequency (MHz)	Reading (dBuV)	C.F (dB/m)	Measurement (dBuV/m)	Margin (dB)	Limit (dBuV/m)	Remark (QP/PK/AV)
1	*	5821.087	110.01	5.94	115.95	N/A	N/A	Peak
2		5850.000	87.68	6.04	93.73	-28.47	122.20	Peak
3		5855.000	83.98	6.06	90.04	-20.76	110.80	Peak
4		5875.000	72.88	6.13	79.01	-26.19	105.20	Peak
5		5925.000	52.22	6.32	58.54	-9.66	68.20	Peak
6		5928.630	53.45	6.33	59.78	-8.42	68.20	Peak

Note:

1. " *", means this data is the worst emission level.
2. C.F (Correction Factor) = Antenna Factor (dB/m) + Cable Loss (dB)– Preamplifier(dB) + 23dB Attenuation.
3. Measurement(dBuV/m) = Reading(dBuV) + C.F (Correction Factor).

EUT	AXE5400 Tri-Band Wi-Fi 6E Router	Date of Test	2021-10-17
Factor	BBHA 9120D (1GHz~18GHz)	Temp. / Humidity	23°C/57%
Polarity	Horizontal	Site / Test Engineer	AC1/Jay
Test Mode	Transmit at 5180MHz by 802.11ac-VHT20	Test Voltage	AC 120V/60Hz

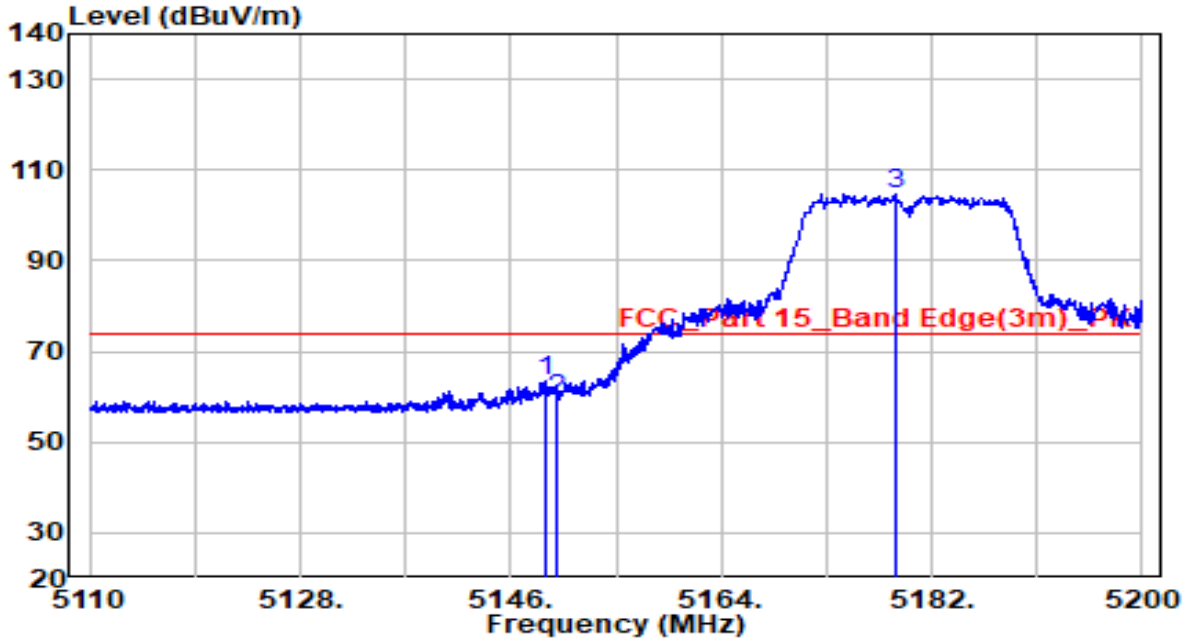

No		Frequency (MHz)	Reading (dBuV)	C.F (dB/m)	Measurement (dBuV/m)	Margin (dB)	Limit (dBuV/m)	Remark (QP/PK/AV)
1		5149.060	59.24	4.19	63.44	-10.56	74.00	Peak
2		5150.000	55.29	4.20	59.49	-14.51	74.00	Peak
3	*	5178.895	100.38	4.24	104.62	N/A	N/A	Peak

Note:

1. " *", means this data is the worst emission level.
2. C.F (Correction Factor) = Antenna Factor (dB/m) + Cable Loss (dB)– Preamplifier(dB) + 23dB Attenuation.
3. Measurement(dBuV/m) = Reading(dBuV) + C.F (Correction Factor).

EUT	AXE5400 Tri-Band Wi-Fi 6E Router	Date of Test	2021-10-17
Factor	BBHA 9120D (1GHz~18GHz)	Temp. / Humidity	23°C/57%
Polarity	Horizontal	Site / Test Engineer	AC1/Jay
Test Mode	Transmit at 5180MHz by 802.11ac-VHT20	Test Voltage	AC 120V/60Hz

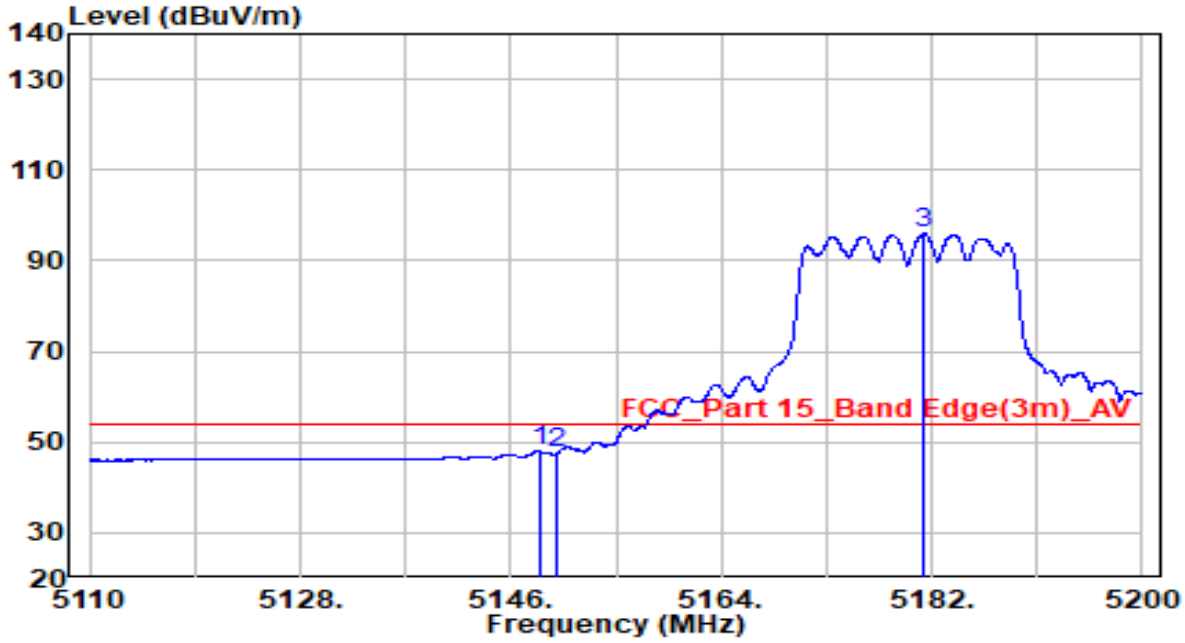

No		Frequency (MHz)	Reading (dBuV)	C.F (dB/m)	Measurement (dBuV/m)	Margin (dB)	Limit (dBuV/m)	Remark (QP/PK/AV)
1		5148.430	43.72	4.19	47.91	-6.09	54.00	Average
2		5150.000	43.36	4.20	47.56	-6.44	54.00	Average
3	*	5181.325	91.66	4.25	95.91	N/A	N/A	Average

Note:

1. " *", means this data is the worst emission level.
2. C.F (Correction Factor) = Antenna Factor (dB/m) + Cable Loss (dB)– Preamplifier(dB) + 23dB Attenuation.
3. Measurement(dBuV/m) = Reading(dBuV) + C.F (Correction Factor).

EUT	AXE5400 Tri-Band Wi-Fi 6E Router	Date of Test	2021-10-17
Factor	BBHA 9120D (1GHz~18GHz)	Temp. / Humidity	23°C/57%
Polarity	Vertical	Site / Test Engineer	AC1/Jay
Test Mode	Transmit at 5180MHz by 802.11ac-VHT20	Test Voltage	AC 120V/60Hz

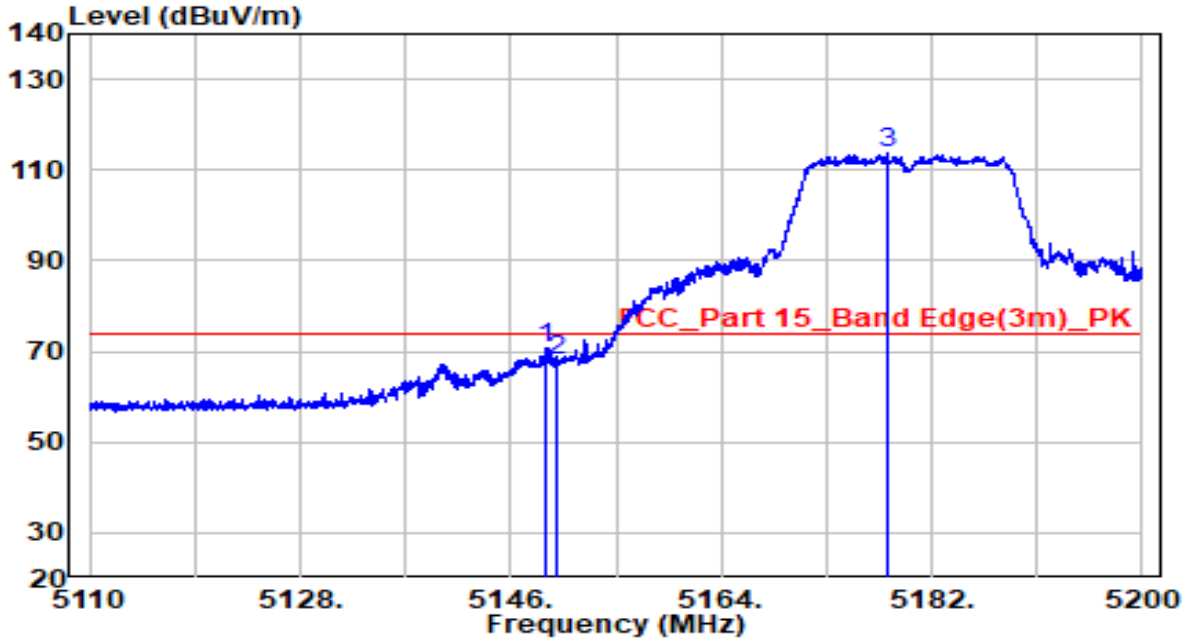

No		Frequency (MHz)	Reading (dBuV)	C.F (dB/m)	Measurement (dBuV/m)	Margin (dB)	Limit (dBuV/m)	Remark (QP/PK/AV)
1		5149.015	66.72	4.19	70.91	-3.09	74.00	Peak
2		5150.000	63.91	4.20	68.10	-5.90	74.00	Peak
3	*	5178.175	109.33	4.24	113.57	N/A	N/A	Peak

Note:

1. " *", means this data is the worst emission level.
2. C.F (Correction Factor) = Antenna Factor (dB/m) + Cable Loss (dB)– Preamplifier(dB) + 23dB Attenuation.
3. Measurement(dBuV/m) = Reading(dBuV) + C.F (Correction Factor).

EUT	AXE5400 Tri-Band Wi-Fi 6E Router	Date of Test	2021-10-17
Factor	BBHA 9120D (1GHz~18GHz)	Temp. / Humidity	23°C/57%
Polarity	Vertical	Site / Test Engineer	AC1/Jay
Test Mode	Transmit at 5180MHz by 802.11ac-VHT20	Test Voltage	AC 120V/60Hz

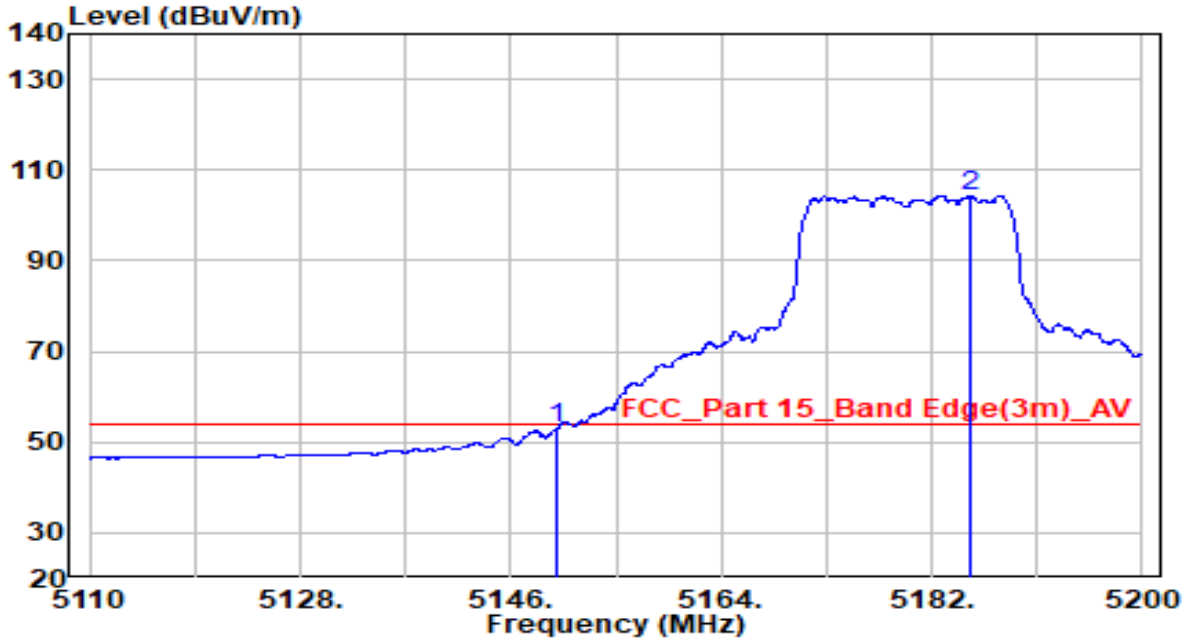

No		Frequency (MHz)	Reading (dBuV)	C.F (dB/m)	Measurement (dBuV/m)	Margin (dB)	Limit (dBuV/m)	Remark (QP/PK/AV)
1		5150.000	48.65	4.20	52.85	-1.15	54.00	Average
2	*	5185.330	100.14	4.25	104.39	N/A	N/A	Average

Note:

1. " *", means this data is the worst emission level.
2. C.F (Correction Factor) = Antenna Factor (dB/m) + Cable Loss (dB)– Preamplifier(dB) + 23dB Attenuation.
3. Measurement(dBuV/m) = Reading(dBuV) + C.F (Correction Factor).

EUT	AXE5400 Tri-Band Wi-Fi 6E Router	Date of Test	2021-10-17
Factor	BBHA 9120D (1GHz~18GHz)	Temp. / Humidity	23°C/57%
Polarity	Horizontal	Site / Test Engineer	AC1/Jay
Test Mode	Transmit at 5320MHz by 802.11ac-VHT20	Test Voltage	AC 120V/60Hz

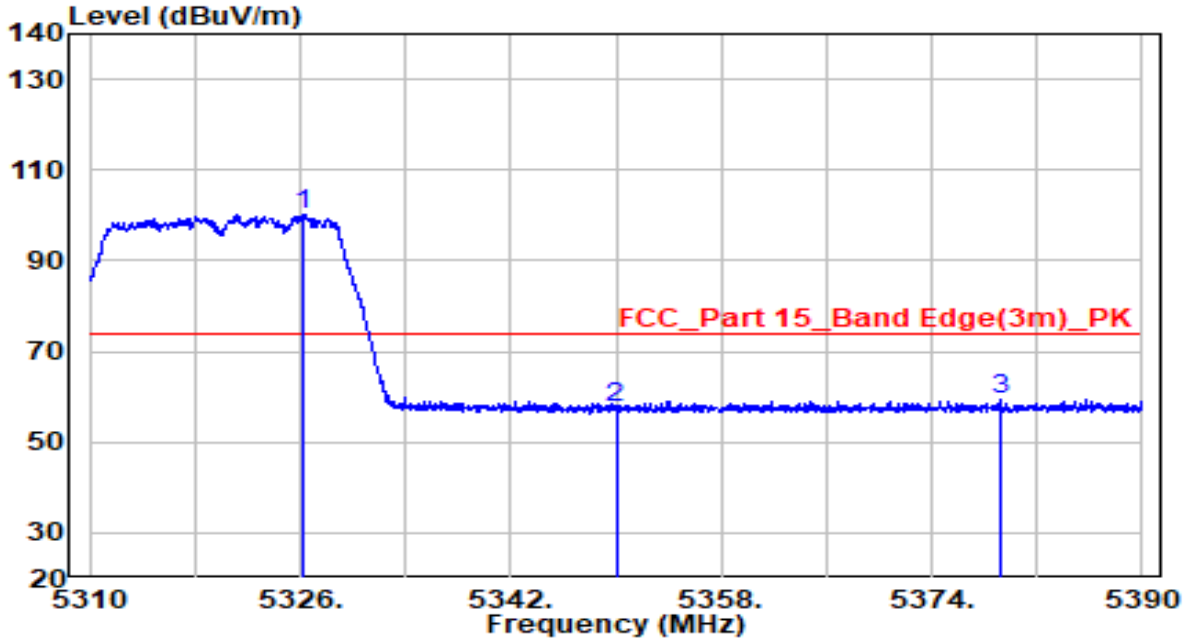

No		Frequency (MHz)	Reading (dBuV)	C.F (dB/m)	Measurement (dBuV/m)	Margin (dB)	Limit (dBuV/m)	Remark (QP/PK/AV)
1	*	5326.200	95.58	4.48	100.07	N/A	N/A	Peak
2		5350.000	53.10	4.52	57.63	-16.37	74.00	Peak
3		5379.160	54.85	4.57	59.43	-14.57	74.00	Peak

Note:

1. " *", means this data is the worst emission level.
2. C.F (Correction Factor) = Antenna Factor (dB/m) + Cable Loss (dB)– Preamplifier(dB) + 23dB Attenuation.
3. Measurement(dBuV/m) = Reading(dBuV) + C.F (Correction Factor).

EUT	AXE5400 Tri-Band Wi-Fi 6E Router	Date of Test	2021-10-17
Factor	BBHA 9120D (1GHz~18GHz)	Temp. / Humidity	23°C/57%
Polarity	Horizontal	Site / Test Engineer	AC1/Jay
Test Mode	Transmit at 5320MHz by 802.11ac-VHT20	Test Voltage	AC 120V/60Hz

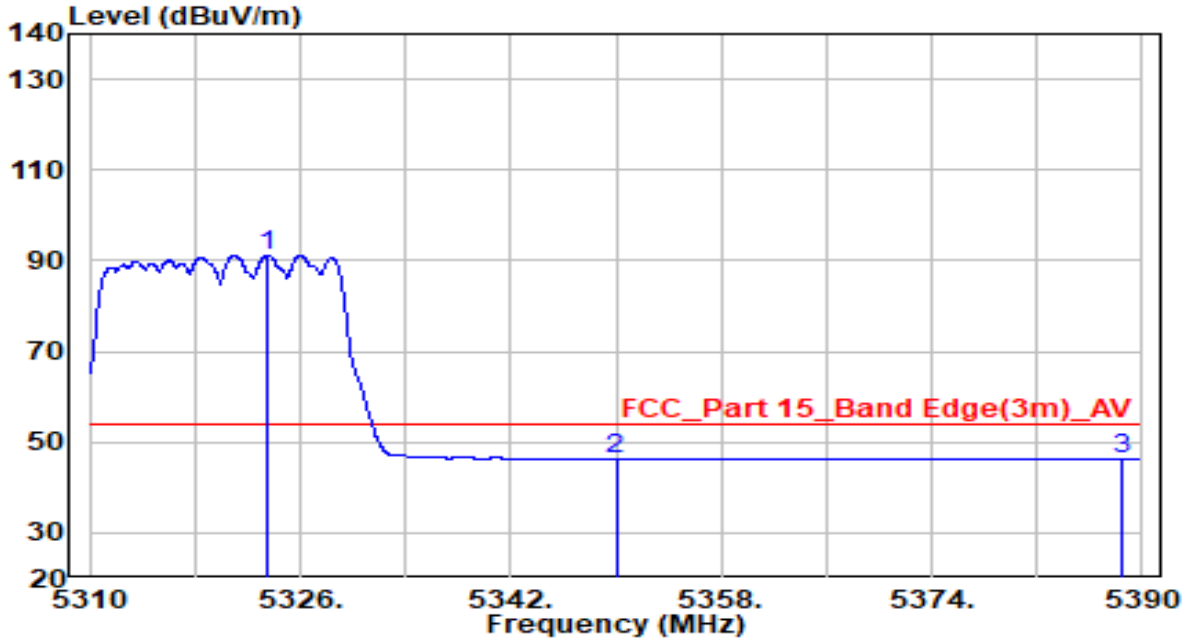

No		Frequency (MHz)	Reading (dBuV)	C.F (dB/m)	Measurement (dBuV/m)	Margin (dB)	Limit (dBuV/m)	Remark (QP/PK/AV)
1	*	5323.520	86.76	4.48	91.24	N/A	N/A	Average
2		5350.000	41.69	4.52	46.22	-7.79	54.00	Average
3		5388.520	41.82	4.59	46.40	-7.60	54.00	Average

Note:

1. " *", means this data is the worst emission level.
2. C.F (Correction Factor) = Antenna Factor (dB/m) + Cable Loss (dB)– Preamplifier(dB) + 23dB Attenuation.
3. Measurement(dBuV/m) = Reading(dBuV) + C.F (Correction Factor).

EUT	AXE5400 Tri-Band Wi-Fi 6E Router	Date of Test	2021-10-17
Factor	BBHA 9120D (1GHz~18GHz)	Temp. / Humidity	23°C/57%
Polarity	Vertical	Site / Test Engineer	AC1/Jay
Test Mode	Transmit at 5320MHz by 802.11ac-VHT20	Test Voltage	AC 120V/60Hz

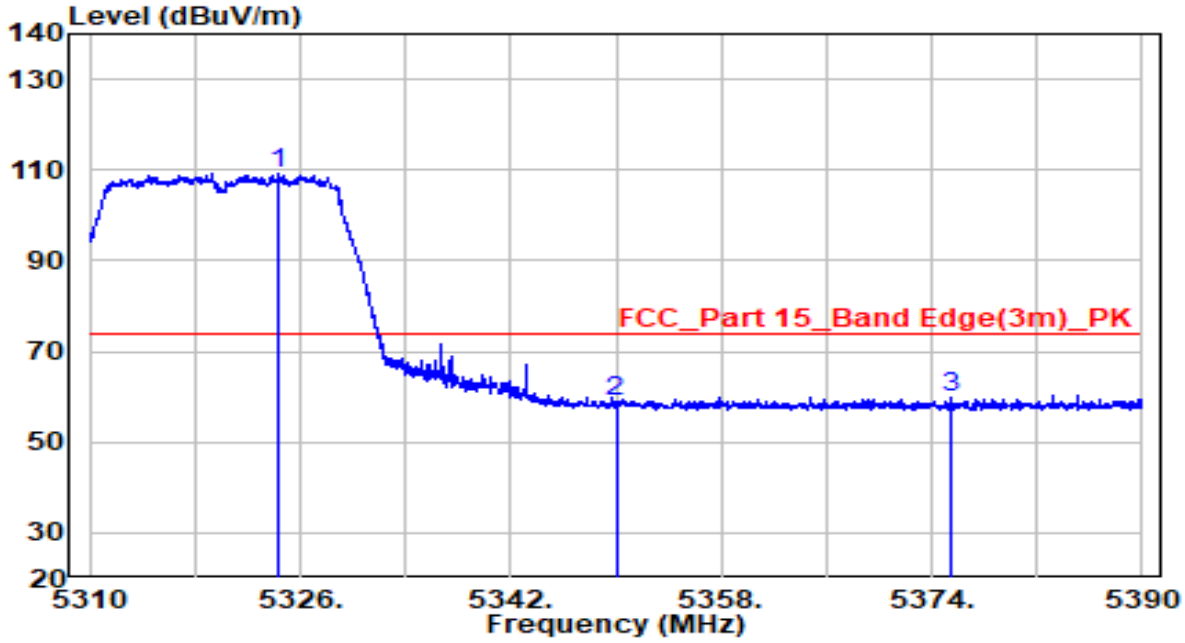

No		Frequency (MHz)	Reading (dBuV)	C.F (dB/m)	Measurement (dBuV/m)	Margin (dB)	Limit (dBuV/m)	Remark (QP/PK/AV)
1	*	5324.360	104.70	4.48	109.18	N/A	N/A	Peak
2		5350.000	54.43	4.52	58.95	-15.05	74.00	Peak
3		5375.400	55.32	4.57	59.89	-14.11	74.00	Peak

Note:

1. " *", means this data is the worst emission level.
2. C.F (Correction Factor) = Antenna Factor (dB/m) + Cable Loss (dB)– Preamplifier(dB) + 23dB Attenuation.
3. Measurement(dBuV/m) = Reading(dBuV) + C.F (Correction Factor).

EUT	AXE5400 Tri-Band Wi-Fi 6E Router	Date of Test	2021-10-17
Factor	BBHA 9120D (1GHz~18GHz)	Temp. / Humidity	23°C/57%
Polarity	Vertical	Site / Test Engineer	AC1/Jay
Test Mode	Transmit at 5320MHz by 802.11ac-VHT20	Test Voltage	AC 120V/60Hz

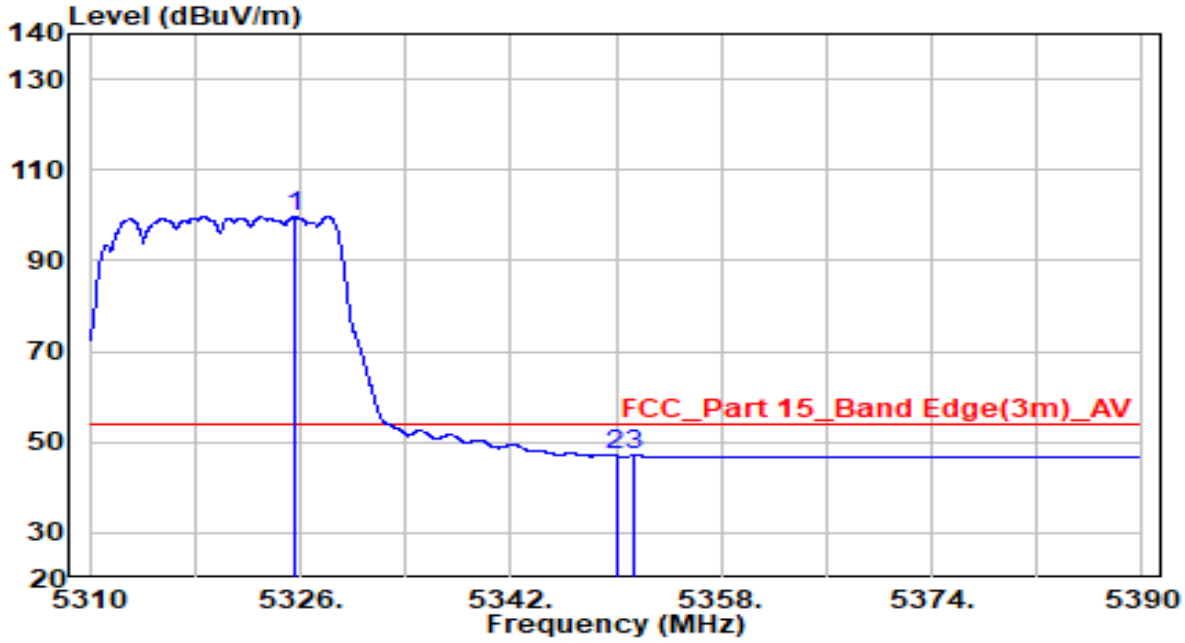

No		Frequency (MHz)	Reading (dBuV)	C.F (dB/m)	Measurement (dBuV/m)	Margin (dB)	Limit (dBuV/m)	Remark (QP/PK/AV)
1	*	5325.560	95.26	4.48	99.75	N/A	N/A	Average
2		5350.000	42.49	4.52	47.01	-6.99	54.00	Average
3		5351.440	42.56	4.53	47.08	-6.92	54.00	Average

Note:

1. " *", means this data is the worst emission level.
2. C.F (Correction Factor) = Antenna Factor (dB/m) + Cable Loss (dB)– Preamplifier(dB) + 23dB Attenuation.
3. Measurement(dBuV/m) = Reading(dBuV) + C.F (Correction Factor).

EUT	AXE5400 Tri-Band Wi-Fi 6E Router	Date of Test	2021-10-17
Factor	BBHA 9120D (1GHz~18GHz)	Temp. / Humidity	23°C/57%
Polarity	Horizontal	Site / Test Engineer	AC1/Jay
Test Mode	Transmit at 5500MHz by 802.11ac-VHT20	Test Voltage	AC 120V/60Hz

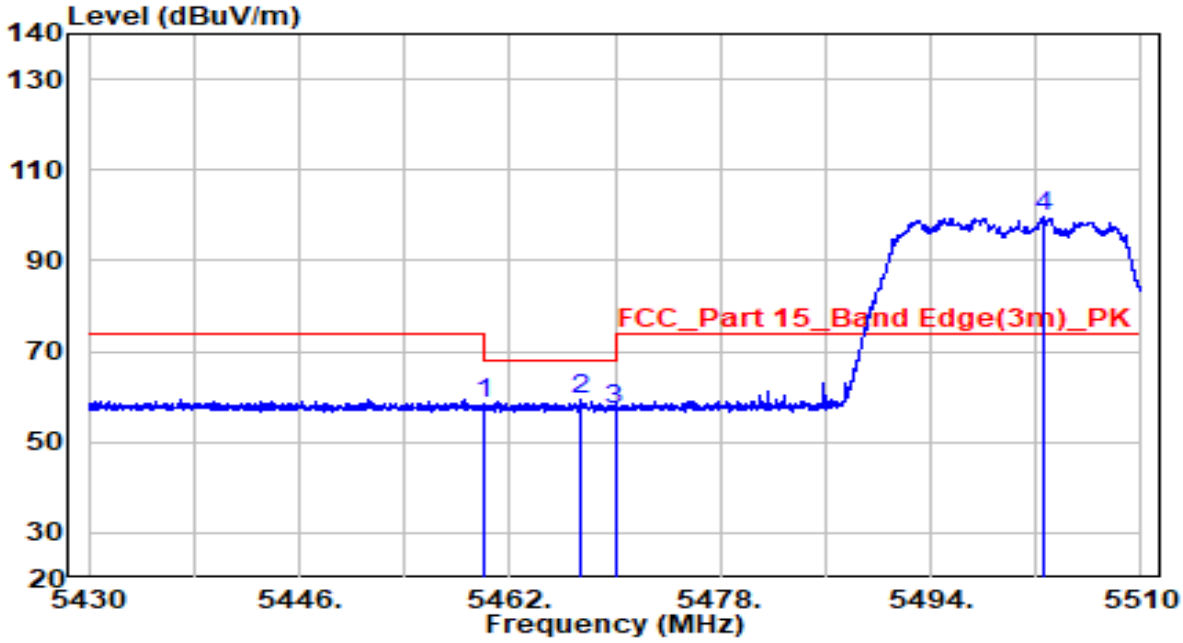

No		Frequency (MHz)	Reading (dBuV)	C.F (dB/m)	Measurement (dBuV/m)	Margin (dB)	Limit (dBuV/m)	Remark (QP/PK/AV)
1		5460.000	53.62	4.70	58.32	-9.88	68.20	Peak
2		5467.320	54.88	4.72	59.60	-8.60	68.20	Peak
3		5470.000	52.51	4.72	57.23	-10.97	68.20	Peak
4	*	5502.560	94.80	4.78	99.57	N/A	N/A	Peak

Note:

1. " *", means this data is the worst emission level.
2. C.F (Correction Factor) = Antenna Factor (dB/m) + Cable Loss (dB)– Preamplifier(dB) + 23dB Attenuation.
3. Measurement(dBuV/m) = Reading(dBuV) + C.F (Correction Factor).

EUT	AXE5400 Tri-Band Wi-Fi 6E Router	Date of Test	2021-10-17
Factor	BBHA 9120D (1GHz~18GHz)	Temp. / Humidity	23°C/57%
Polarity	Horizontal	Site / Test Engineer	AC1/Jay
Test Mode	Transmit at 5500MHz by 802.11ac-VHT20	Test Voltage	AC 120V/60Hz

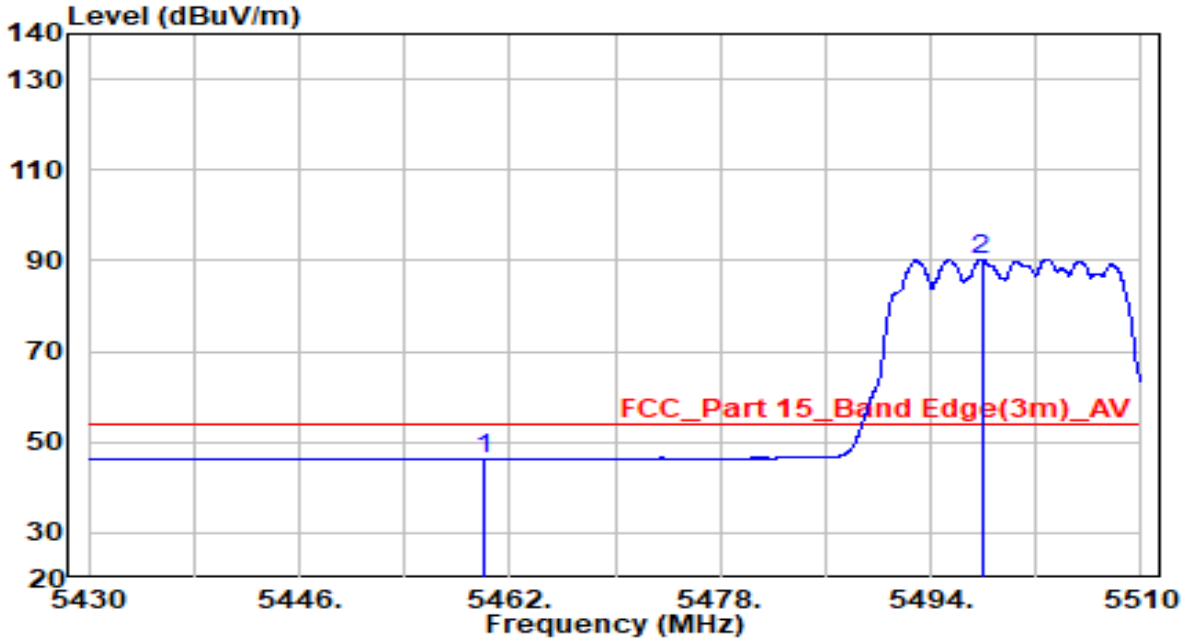

No		Frequency (MHz)	Reading (dBuV)	C.F (dB/m)	Measurement (dBuV/m)	Margin (dB)	Limit (dBuV/m)	Remark (QP/PK/AV)
1		5460.000	41.61	4.70	46.31	-7.69	54.00	Average
2	*	5497.880	85.53	4.77	90.30	N/A	N/A	Average

Note:

1. " *", means this data is the worst emission level.
2. C.F (Correction Factor) = Antenna Factor (dB/m) + Cable Loss (dB)– Preamplifier(dB) + 23dB Attenuation.
3. Measurement(dBuV/m) = Reading(dBuV) + C.F (Correction Factor).

EUT	AXE5400 Tri-Band Wi-Fi 6E Router	Date of Test	2021-10-17
Factor	BBHA 9120D (1GHz~18GHz)	Temp. / Humidity	23°C/57%
Polarity	Vertical	Site / Test Engineer	AC1/Jay
Test Mode	Transmit at 5500MHz by 802.11ac-VHT20	Test Voltage	AC 120V/60Hz

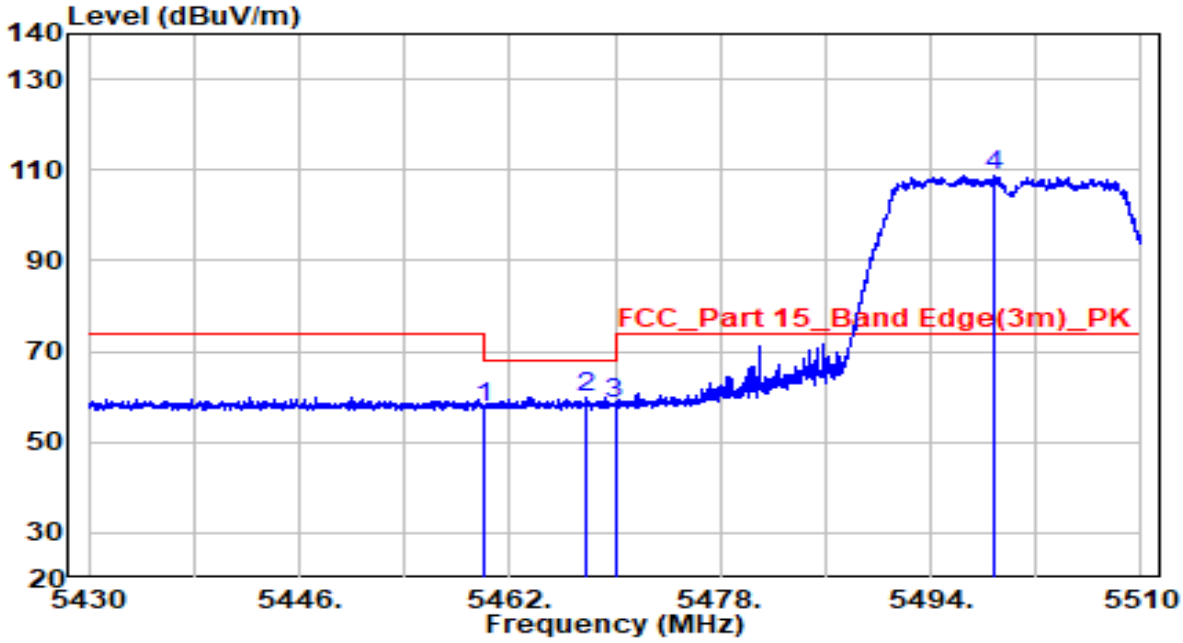

No		Frequency (MHz)	Reading (dBuV)	C.F (dB/m)	Measurement (dBuV/m)	Margin (dB)	Limit (dBuV/m)	Remark (QP/PK/AV)
1		5460.000	53.05	4.70	57.75	-10.45	68.20	Peak
2		5467.880	55.35	4.72	60.07	-8.13	68.20	Peak
3		5470.000	53.84	4.72	58.56	-9.64	68.20	Peak
4	*	5498.760	104.00	4.77	108.77	N/A	N/A	Peak

Note:

1. " *", means this data is the worst emission level.
2. C.F (Correction Factor) = Antenna Factor (dB/m) + Cable Loss (dB)– Preamplifier(dB) + 23dB Attenuation.
3. Measurement(dBuV/m) = Reading(dBuV) + C.F (Correction Factor).

EUT	AXE5400 Tri-Band Wi-Fi 6E Router	Date of Test	2021-10-17
Factor	BBHA 9120D (1GHz~18GHz)	Temp. / Humidity	23°C/57%
Polarity	Vertical	Site / Test Engineer	AC1/Jay
Test Mode	Transmit at 5500MHz by 802.11ac-VHT20	Test Voltage	AC 120V/60Hz

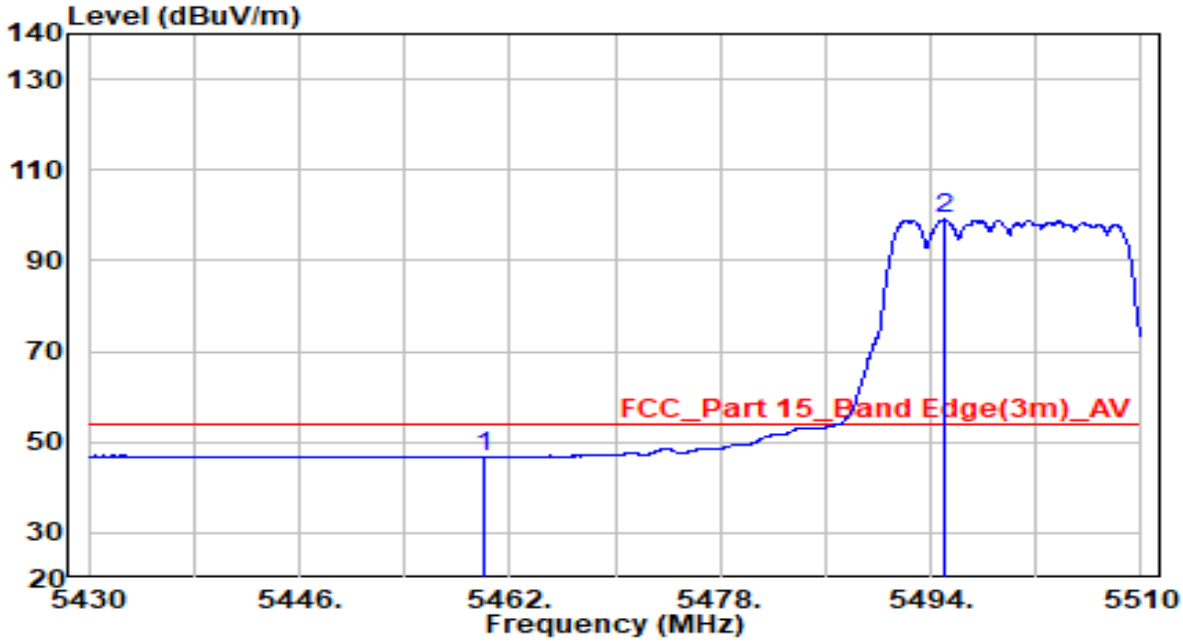

No		Frequency (MHz)	Reading (dBuV)	C.F (dB/m)	Measurement (dBuV/m)	Margin (dB)	Limit (dBuV/m)	Remark (QP/PK/AV)
1		5460.000	42.15	4.70	46.85	-7.15	54.00	Average
2	*	5495.000	94.28	4.76	99.04	N/A	N/A	Average

Note:

1. " *", means this data is the worst emission level.
2. C.F (Correction Factor) = Antenna Factor (dB/m) + Cable Loss (dB)– Preamplifier(dB) + 23dB Attenuation.
3. Measurement(dBuV/m) = Reading(dBuV) + C.F (Correction Factor).

EUT	AXE5400 Tri-Band Wi-Fi 6E Router	Date of Test	2021-10-17
Factor	BBHA 9120D (1GHz~18GHz)	Temp. / Humidity	23°C/57%
Polarity	Horizontal	Site / Test Engineer	AC1/Jay
Test Mode	Transmit at 5700MHz by 802.11ac-VHT20	Test Voltage	AC 120V/60Hz

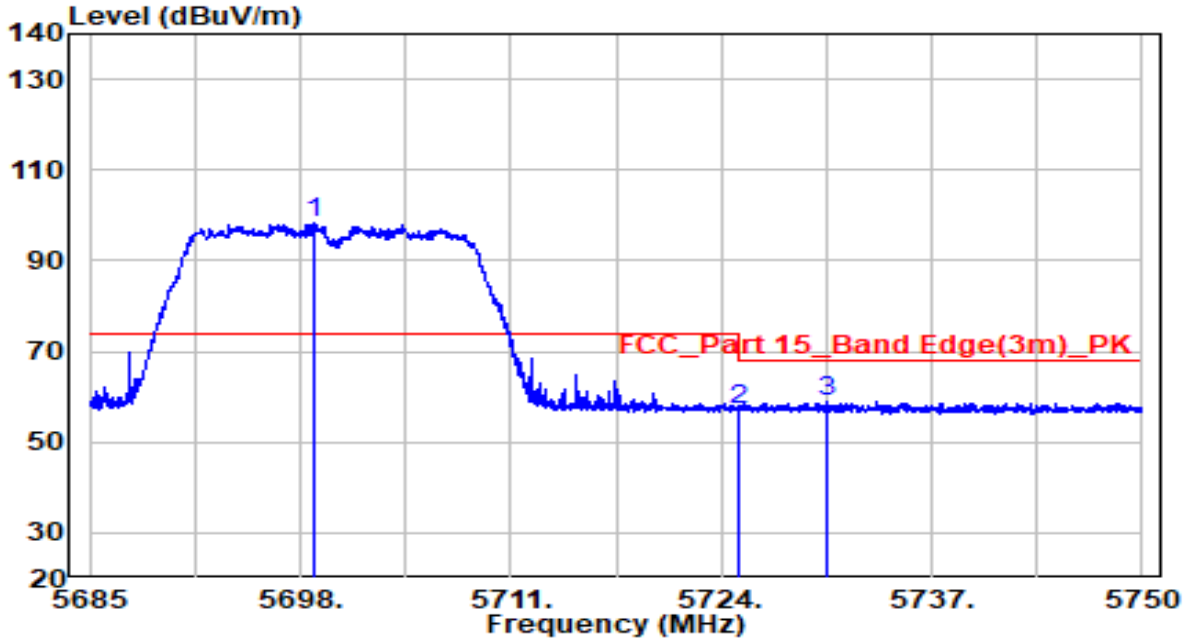

No		Frequency (MHz)	Reading (dBuV)	C.F (dB/m)	Measurement (dBuV/m)	Margin (dB)	Limit (dBuV/m)	Remark (QP/PK/AV)
1	*	5698.813	92.68	5.49	98.18	N/A	N/A	Peak
2		5725.000	51.69	5.59	57.28	-10.92	68.20	Peak
3		5730.467	53.21	5.61	58.82	-9.38	68.20	Peak

Note:

1. " *", means this data is the worst emission level.
2. C.F (Correction Factor) = Antenna Factor (dB/m) + Cable Loss (dB)– Preamplifier(dB) + 23dB Attenuation.
3. Measurement(dBuV/m) = Reading(dBuV) + C.F (Correction Factor).

EUT	AXE5400 Tri-Band Wi-Fi 6E Router	Date of Test	2021-10-17
Factor	BBHA 9120D (1GHz~18GHz)	Temp. / Humidity	23°C/57%
Polarity	Vertical	Site / Test Engineer	AC1/Jay
Test Mode	Transmit at 5700MHz by 802.11ac-VHT20	Test Voltage	AC 120V/60Hz

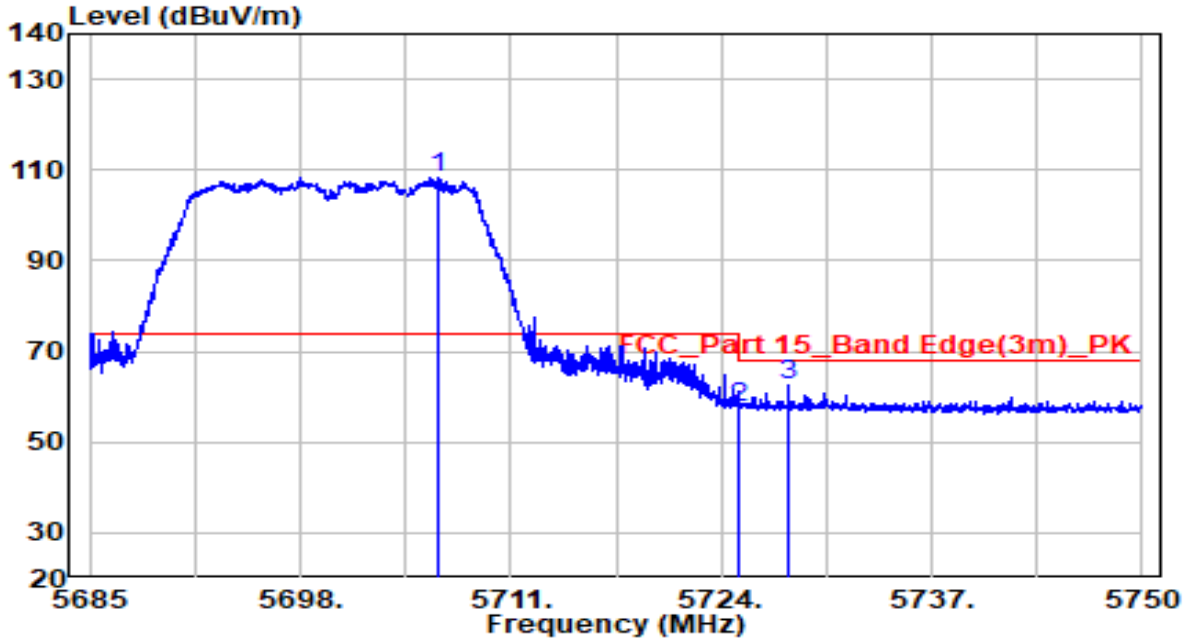

No		Frequency (MHz)	Reading (dBuV)	C.F (dB/m)	Measurement (dBuV/m)	Margin (dB)	Limit (dBuV/m)	Remark (QP/PK/AV)
1	*	5706.482	102.81	5.52	108.33	N/A	N/A	Peak
2		5725.000	52.21	5.59	57.80	-10.40	68.20	Peak
3		5728.192	56.93	5.60	62.53	-5.67	68.20	Peak

Note:

1. " *", means this data is the worst emission level.
2. C.F (Correction Factor) = Antenna Factor (dB/m) + Cable Loss (dB)– Preamplifier(dB) + 23dB Attenuation.
3. Measurement(dBuV/m) = Reading(dBuV) + C.F (Correction Factor).

EUT	AXE5400 Tri-Band Wi-Fi 6E Router	Date of Test	2021-10-17
Factor	BBHA 9120D (1GHz~18GHz)	Temp. / Humidity	23°C/57%
Polarity	Horizontal	Site / Test Engineer	AC1/Jay
Test Mode	Transmit at 5745MHz by 802.11ac-VHT20	Test Voltage	AC 120V/60Hz

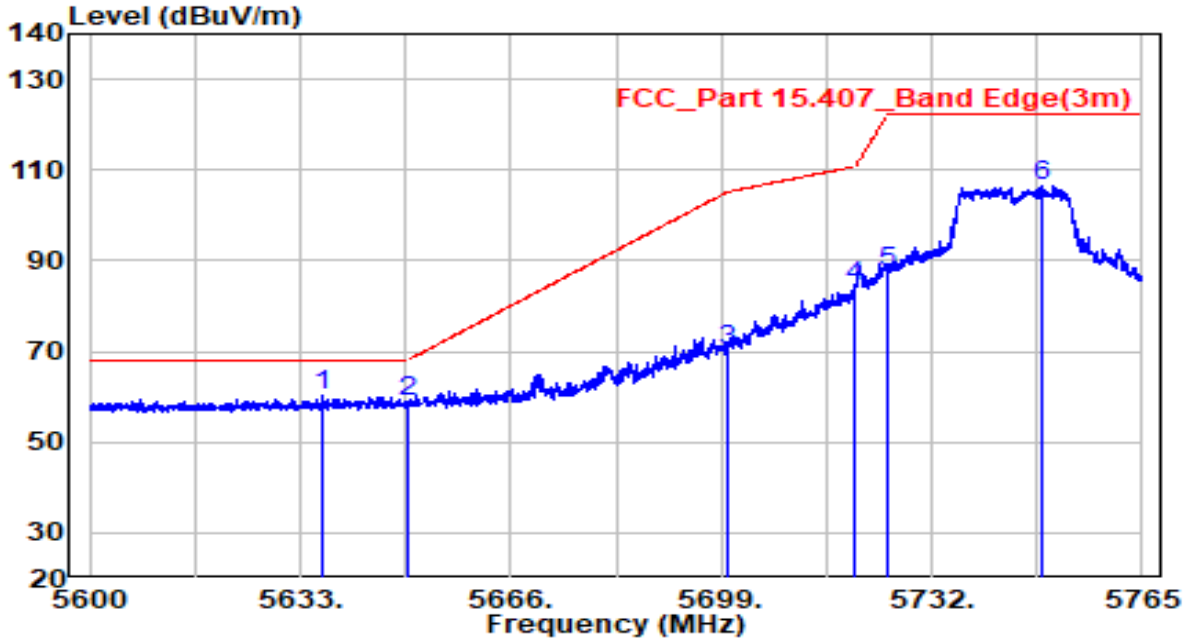

No		Frequency (MHz)	Reading (dBuV)	C.F (dB/m)	Measurement (dBuV/m)	Margin (dB)	Limit (dBuV/m)	Remark (QP/PK/AV)
1	*	5636.630	55.04	5.27	60.31	-7.89	68.20	Peak
2		5650.000	53.50	5.32	58.82	-9.38	68.20	Peak
3		5700.000	64.99	5.50	70.49	-34.71	105.20	Peak
4		5720.000	78.58	5.57	84.15	-26.65	110.80	Peak
5		5725.000	82.08	5.59	87.67	-34.53	122.20	Peak
6		5749.325	100.88	5.68	106.56	N/A	N/A	Peak

Note:

1. " *", means this data is the worst emission level.
2. C.F (Correction Factor) = Antenna Factor (dB/m) + Cable Loss (dB)– Preamplifier(dB) + 23dB Attenuation.
3. Measurement(dBuV/m) = Reading(dBuV) + C.F (Correction Factor).

EUT	AXE5400 Tri-Band Wi-Fi 6E Router	Date of Test	2021-10-17
Factor	BBHA 9120D (1GHz~18GHz)	Temp. / Humidity	23°C/57%
Polarity	Vertical	Site / Test Engineer	AC1/Jay
Test Mode	Transmit at 5745MHz by 802.11ac-VHT20	Test Voltage	AC 120V/60Hz

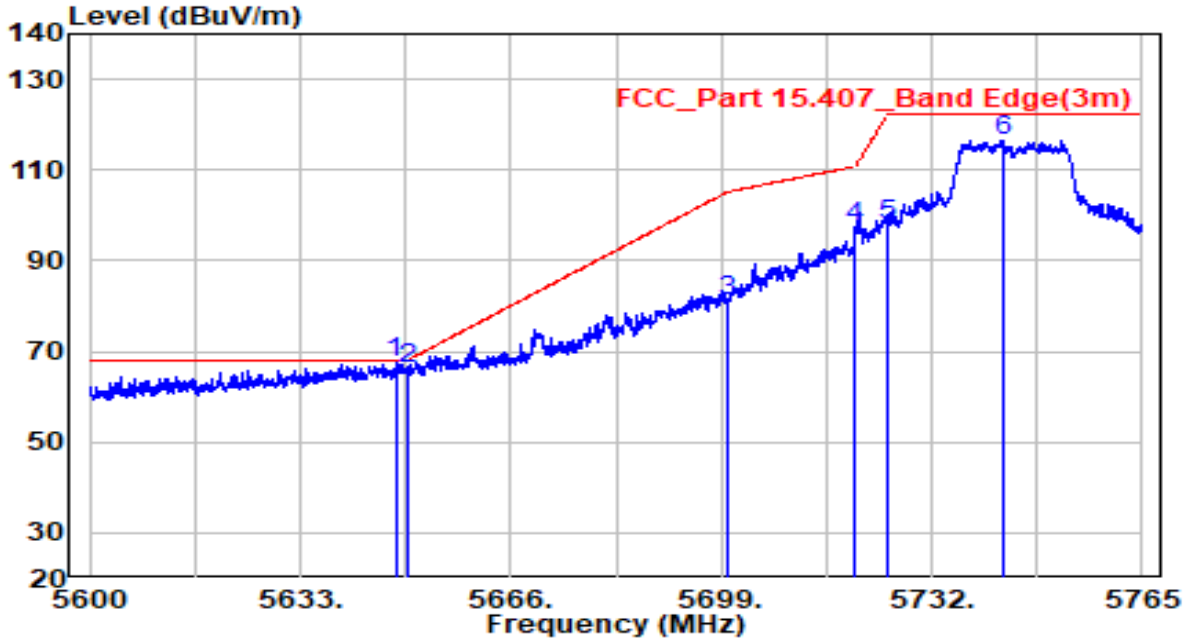

No		Frequency (MHz)	Reading (dBuV)	C.F (dB/m)	Measurement (dBuV/m)	Margin (dB)	Limit (dBuV/m)	Remark (QP/PK/AV)
1	*	5647.933	62.19	5.31	67.50	-0.70	68.20	Peak
2		5650.000	60.74	5.32	66.06	-2.14	68.20	Peak
3		5700.000	75.73	5.50	81.23	-23.97	105.20	Peak
4		5720.000	91.88	5.57	97.45	-13.35	110.80	Peak
5		5725.000	92.18	5.59	97.77	-24.43	122.20	Peak
6		5743.055	111.02	5.65	116.68	N/A	N/A	Peak

Note:

1. " *", means this data is the worst emission level.
2. C.F (Correction Factor) = Antenna Factor (dB/m) + Cable Loss (dB)– Preamplifier(dB) + 23dB Attenuation.
3. Measurement(dBuV/m) = Reading(dBuV) + C.F (Correction Factor).

EUT	AXE5400 Tri-Band Wi-Fi 6E Router	Date of Test	2021-10-17
Factor	BBHA 9120D (1GHz~18GHz)	Temp. / Humidity	23°C/57%
Polarity	Horizontal	Site / Test Engineer	AC1/Jay
Test Mode	Transmit at 5825MHz by 802.11ac-VHT20	Test Voltage	AC 120V/60Hz

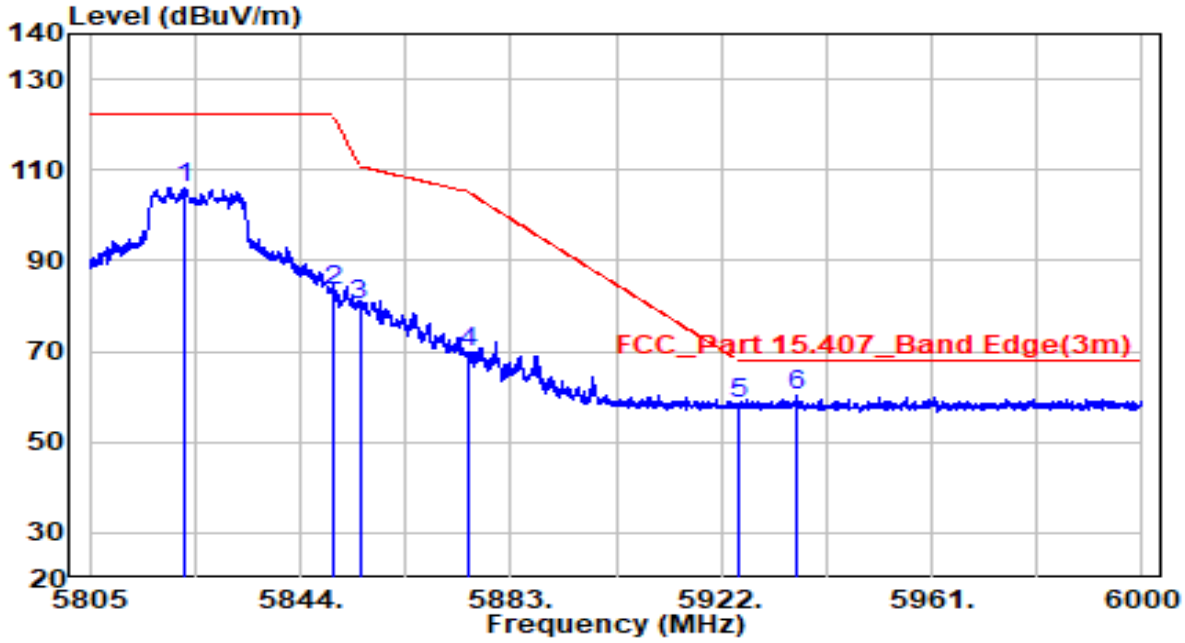

No		Frequency (MHz)	Reading (dBuV)	C.F (dB/m)	Measurement (dBuV/m)	Margin (dB)	Limit (dBuV/m)	Remark (QP/PK/AV)
1		5822.550	100.15	5.94	106.09	N/A	N/A	Peak
2		5850.000	77.38	6.04	83.43	-38.77	122.20	Peak
3		5855.000	74.10	6.06	80.17	-30.63	110.80	Peak
4		5875.000	63.77	6.13	69.91	-35.29	105.20	Peak
5		5925.000	52.08	6.32	58.40	-9.80	68.20	Peak
6	*	5936.138	53.77	6.36	60.13	-8.07	68.20	Peak

Note:

1. " *", means this data is the worst emission level.
2. C.F (Correction Factor) = Antenna Factor (dB/m) + Cable Loss (dB)– Preamplifier(dB) + 23dB Attenuation.
3. Measurement(dBuV/m) = Reading(dBuV) + C.F (Correction Factor).

EUT	AXE5400 Tri-Band Wi-Fi 6E Router	Date of Test	2021-10-17
Factor	BBHA 9120D (1GHz~18GHz)	Temp. / Humidity	23°C/57%
Polarity	Vertical	Site / Test Engineer	AC1/Jay
Test Mode	Transmit at 5825MHz by 802.11ac-VHT20	Test Voltage	AC 120V/60Hz

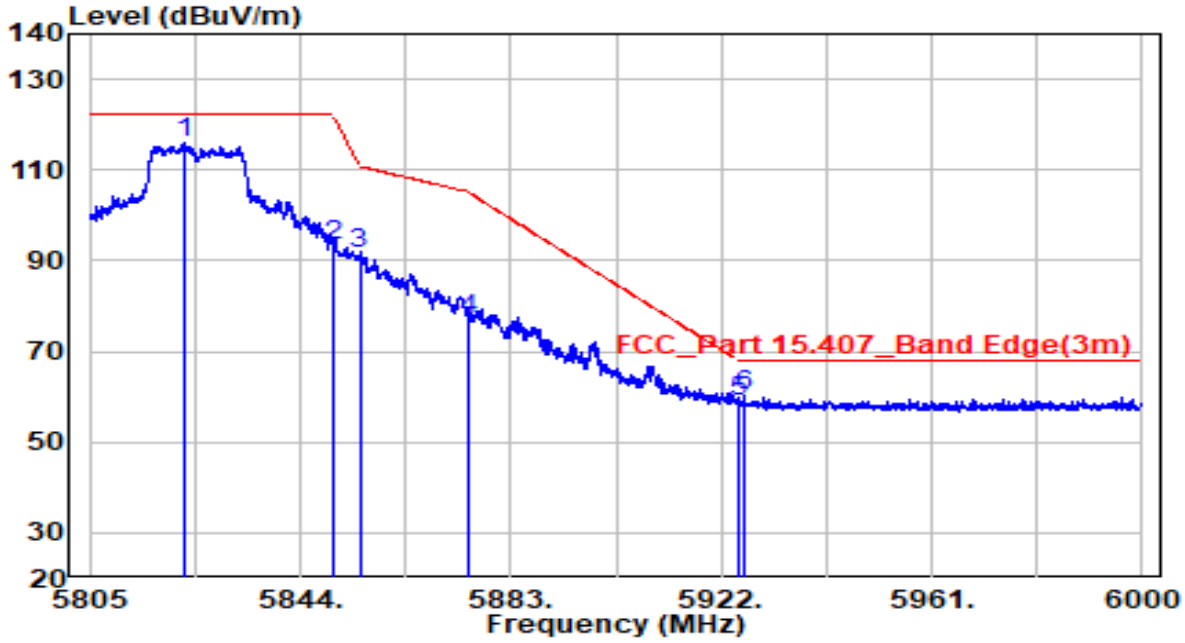

No		Frequency (MHz)	Reading (dBuV)	C.F (dB/m)	Measurement (dBuV/m)	Margin (dB)	Limit (dBuV/m)	Remark (QP/PK/AV)
1	*	5822.453	109.99	5.94	115.93	N/A	N/A	Peak
2		5850.000	87.34	6.04	93.38	-28.82	122.20	Peak
3		5855.000	85.52	6.06	91.59	-19.21	110.80	Peak
4		5875.000	71.10	6.13	77.24	-27.96	105.20	Peak
5		5925.000	52.70	6.32	59.02	-9.18	68.20	Peak
6		5926.095	54.14	6.32	60.46	-7.74	68.20	Peak

Note:

1. " *", means this data is the worst emission level.
2. C.F (Correction Factor) = Antenna Factor (dB/m) + Cable Loss (dB)– Preamplifier(dB) + 23dB Attenuation.
3. Measurement(dBuV/m) = Reading(dBuV) + C.F (Correction Factor).

EUT	AXE5400 Tri-Band Wi-Fi 6E Router	Date of Test	2021-10-17
Factor	BBHA 9120D (1GHz~18GHz)	Temp. / Humidity	23°C/57%
Polarity	Horizontal	Site / Test Engineer	AC1/Jay
Test Mode	Transmit at 5190MHz by 802.11ac-VHT40	Test Voltage	AC 120V/60Hz

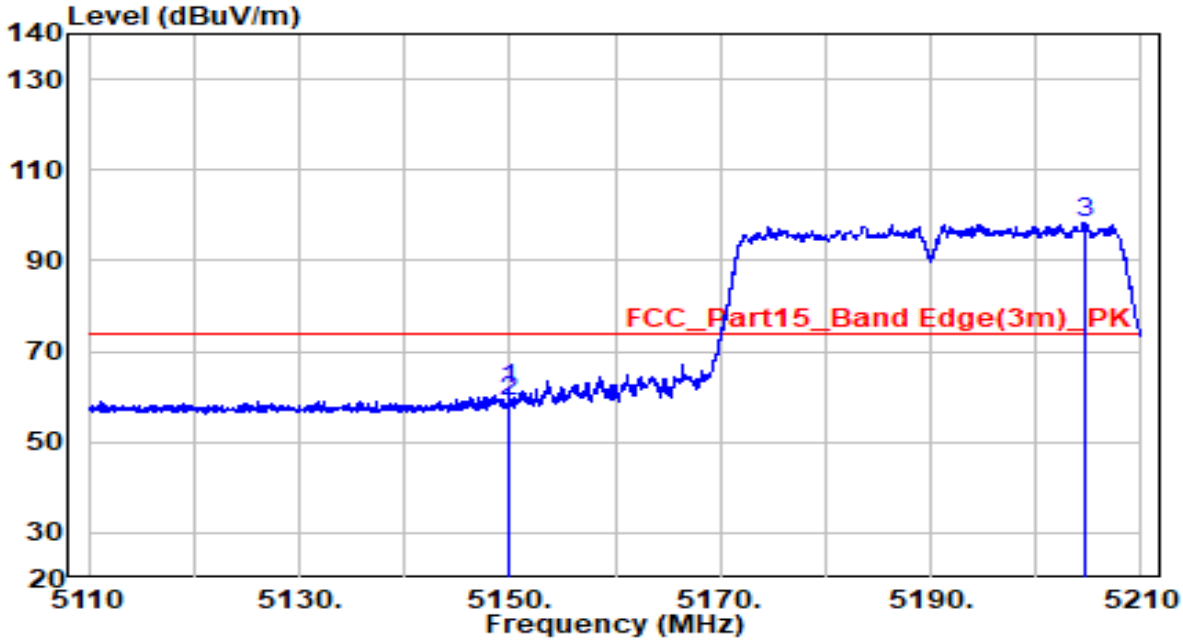

No		Frequency (MHz)	Reading (dBuV)	C.F (dB/m)	Measurement (dBuV/m)	Margin (dB)	Limit (dBuV/m)	Remark (QP/PK/AV)
1		5149.850	57.52	4.20	61.71	-12.29	74.00	Peak
2		5150.000	54.82	4.20	59.02	-14.98	74.00	Peak
3	*	5204.600	94.19	4.29	98.48	N/A	N/A	Peak

Note:

1. " *", means this data is the worst emission level.
2. C.F (Correction Factor) = Antenna Factor (dB/m) + Cable Loss (dB)– Preamplifier(dB) + 23dB Attenuation.
3. Measurement(dBuV/m) = Reading(dBuV) + C.F (Correction Factor).

EUT	AXE5400 Tri-Band Wi-Fi 6E Router	Date of Test	2021-10-17
Factor	BBHA 9120D (1GHz~18GHz)	Temp. / Humidity	23°C/57%
Polarity	Horizontal	Site / Test Engineer	AC1/Jay
Test Mode	Transmit at 5190MHz by 802.11ac-VHT40	Test Voltage	AC 120V/60Hz

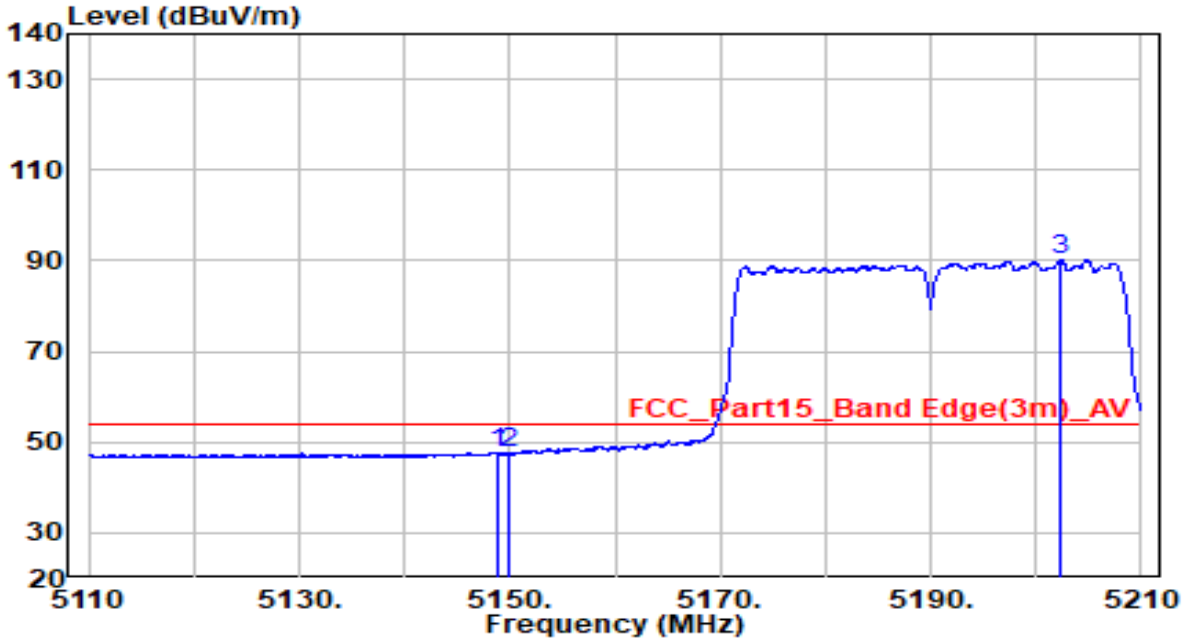

No		Frequency (MHz)	Reading (dBuV)	C.F (dB/m)	Measurement (dBuV/m)	Margin (dB)	Limit (dBuV/m)	Remark (QP/PK/AV)
1		5148.950	43.57	4.19	47.76	-6.24	54.00	Average
2		5150.000	43.42	4.20	47.61	-6.39	54.00	Average
3	*	5202.350	85.77	4.28	90.05	N/A	N/A	Average

Note:

1. " *", means this data is the worst emission level.
2. C.F (Correction Factor) = Antenna Factor (dB/m) + Cable Loss (dB)– Preamplifier(dB) + 23dB Attenuation.
3. Measurement(dBuV/m) = Reading(dBuV) + C.F (Correction Factor).

EUT	AXE5400 Tri-Band Wi-Fi 6E Router	Date of Test	2021-10-17
Factor	BBHA 9120D (1GHz~18GHz)	Temp. / Humidity	23°C/57%
Polarity	Vertical	Site / Test Engineer	AC1/Jay
Test Mode	Transmit at 5190MHz by 802.11ac-VHT40	Test Voltage	AC 120V/60Hz

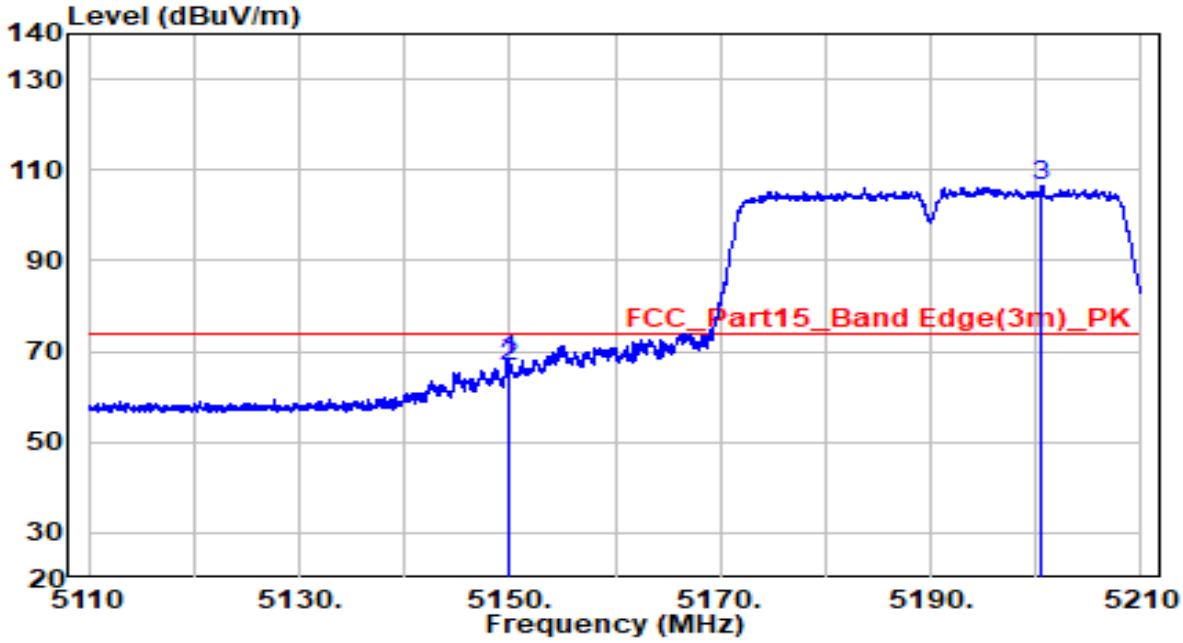

No		Frequency (MHz)	Reading (dBuV)	C.F (dB/m)	Measurement (dBuV/m)	Margin (dB)	Limit (dBuV/m)	Remark (QP/PK/AV)
1		5149.950	63.93	4.20	68.12	-5.88	74.00	Peak
2		5150.000	62.42	4.20	66.62	-7.38	74.00	Peak
3	*	5200.500	102.18	4.28	106.46	N/A	N/A	Peak

Note:

1. " *", means this data is the worst emission level.
2. C.F (Correction Factor) = Antenna Factor (dB/m) + Cable Loss (dB)– Preamplifier(dB) + 23dB Attenuation.
3. Measurement(dBuV/m) = Reading(dBuV) + C.F (Correction Factor).

EUT	AXE5400 Tri-Band Wi-Fi 6E Router	Date of Test	2021-10-17
Factor	BBHA 9120D (1GHz~18GHz)	Temp. / Humidity	23°C/57%
Polarity	Vertical	Site / Test Engineer	AC1/Jay
Test Mode	Transmit at 5190MHz by 802.11ac-VHT40	Test Voltage	AC 120V/60Hz

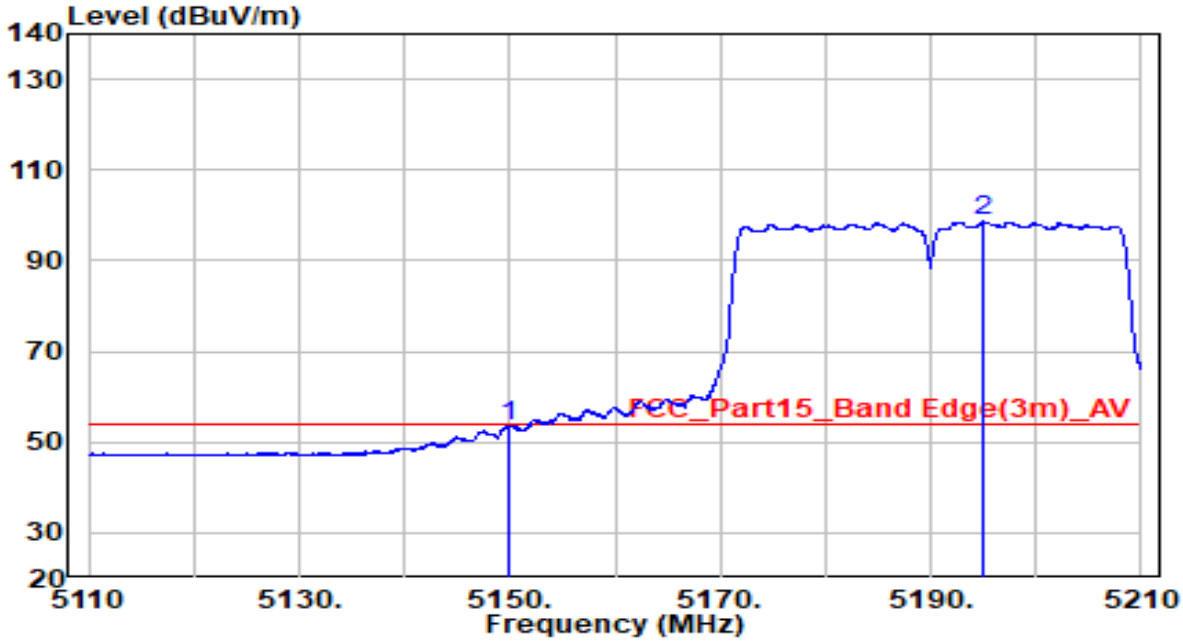

No		Frequency (MHz)	Reading (dBuV)	C.F (dB/m)	Measurement (dBuV/m)	Margin (dB)	Limit (dBuV/m)	Remark (QP/PK/AV)
1		5150.000	49.14	4.20	53.33	-0.67	54.00	Average
2	*	5195.100	94.37	4.27	98.64	N/A	N/A	Average

Note:

1. " *", means this data is the worst emission level.
2. C.F (Correction Factor) = Antenna Factor (dB/m) + Cable Loss (dB)– Preamplifier(dB) + 23dB Attenuation.
3. Measurement(dBuV/m) = Reading(dBuV) + C.F (Correction Factor).

EUT	AXE5400 Tri-Band Wi-Fi 6E Router	Date of Test	2021-10-17
Factor	BBHA 9120D (1GHz~18GHz)	Temp. / Humidity	23°C/57%
Polarity	Horizontal	Site / Test Engineer	AC1/Jay
Test Mode	Transmit at 5310MHz by 802.11ac-VHT40	Test Voltage	AC 120V/60Hz

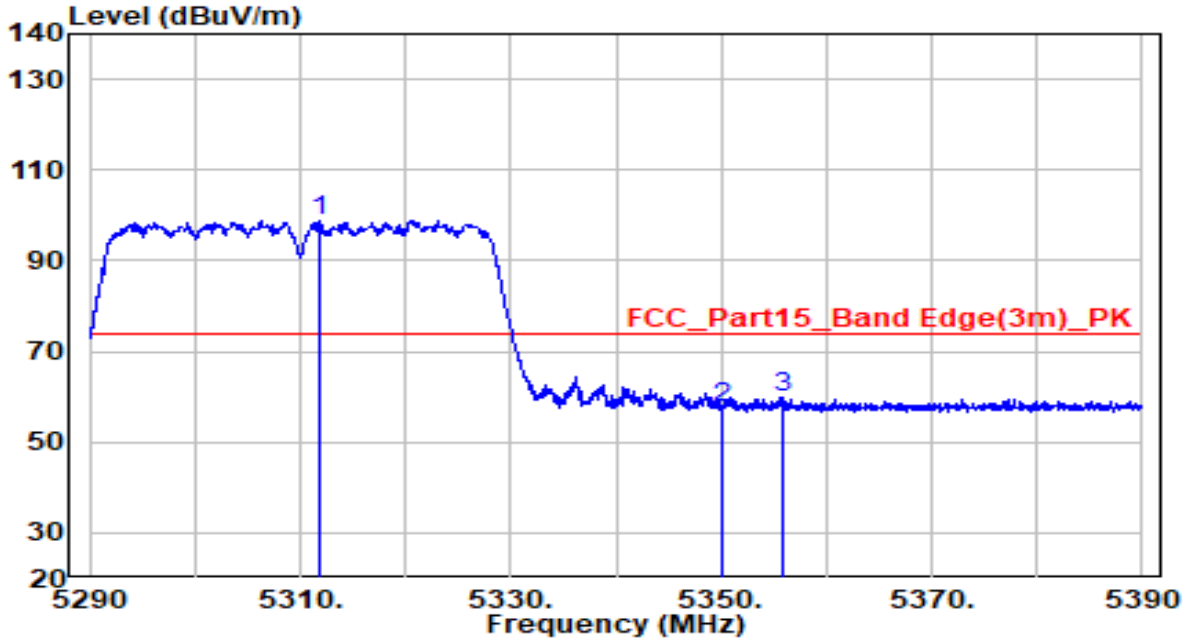

No		Frequency (MHz)	Reading (dBuV)	C.F (dB/m)	Measurement (dBuV/m)	Margin (dB)	Limit (dBuV/m)	Remark (QP/PK/AV)
1	*	5311.800	94.51	4.46	98.98	N/A	N/A	Peak
2		5350.000	53.24	4.52	57.77	-16.23	74.00	Peak
3		5355.800	55.43	4.53	59.97	-14.03	74.00	Peak

Note:

1. " *", means this data is the worst emission level.
2. C.F (Correction Factor) = Antenna Factor (dB/m) + Cable Loss (dB)– Preamplifier(dB) + 23dB Attenuation.
3. Measurement(dBuV/m) = Reading(dBuV) + C.F (Correction Factor).

EUT	AXE5400 Tri-Band Wi-Fi 6E Router	Date of Test	2021-10-17
Factor	BBHA 9120D (1GHz~18GHz)	Temp. / Humidity	23°C/57%
Polarity	Horizontal	Site / Test Engineer	AC1/Jay
Test Mode	Transmit at 5310MHz by 802.11ac-VHT40	Test Voltage	AC 120V/60Hz

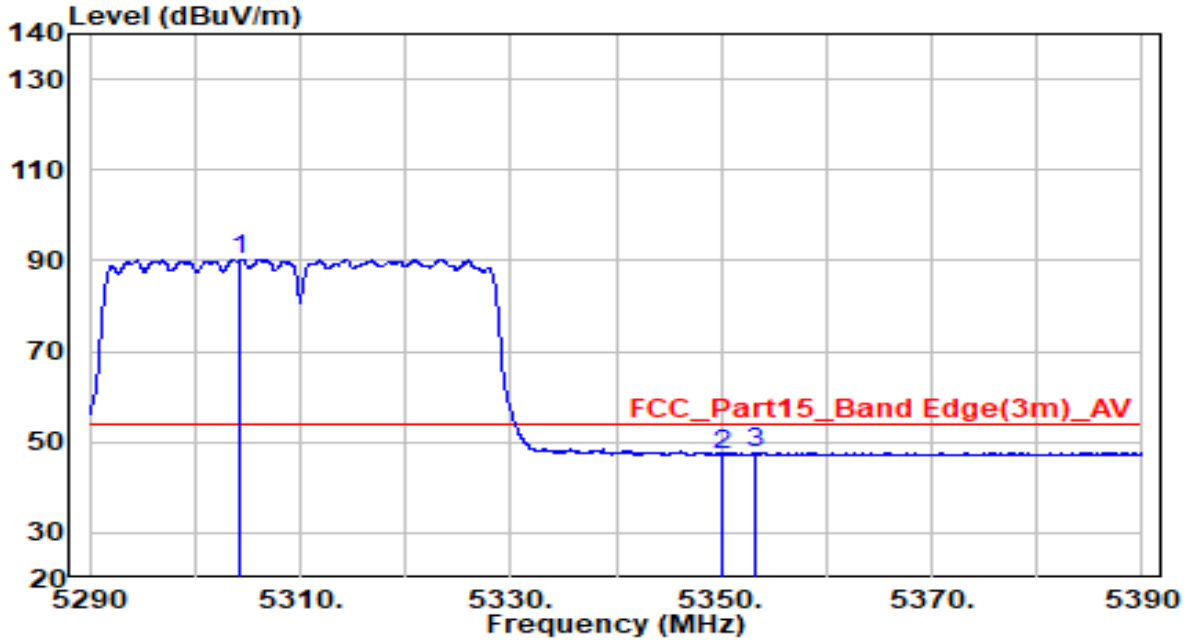

No		Frequency (MHz)	Reading (dBuV)	C.F (dB/m)	Measurement (dBuV/m)	Margin (dB)	Limit (dBuV/m)	Remark (QP/PK/AV)
1	*	5304.350	85.90	4.45	90.35	N/A	N/A	Average
2		5350.000	42.75	4.52	47.28	-6.72	54.00	Average
3		5353.350	43.16	4.53	47.69	-6.31	54.00	Average

Note:

1. " *", means this data is the worst emission level.
2. C.F (Correction Factor) = Antenna Factor (dB/m) + Cable Loss (dB)– Preamplifier(dB) + 23dB Attenuation.
3. Measurement(dBuV/m) = Reading(dBuV) + C.F (Correction Factor).

EUT	AXE5400 Tri-Band Wi-Fi 6E Router	Date of Test	2021-10-17
Factor	BBHA 9120D (1GHz~18GHz)	Temp. / Humidity	23°C/57%
Polarity	Vertical	Site / Test Engineer	AC1/Jay
Test Mode	Transmit at 5310MHz by 802.11ac-VHT40	Test Voltage	AC 120V/60Hz

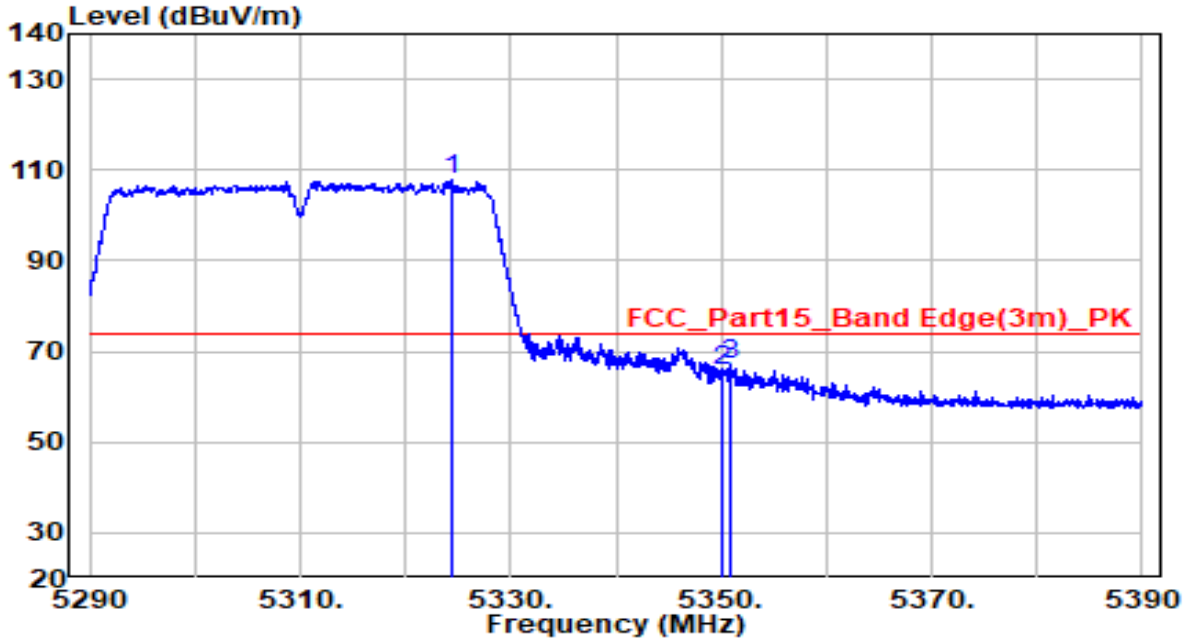

No		Frequency (MHz)	Reading (dBuV)	C.F (dB/m)	Measurement (dBuV/m)	Margin (dB)	Limit (dBuV/m)	Remark (QP/PK/AV)
1	*	5324.300	103.16	4.48	107.64	N/A	N/A	Peak
2		5350.000	61.19	4.52	65.71	-8.29	74.00	Peak
3		5351.000	62.79	4.53	67.31	-6.69	74.00	Peak

Note:

1. " *", means this data is the worst emission level.
2. C.F (Correction Factor) = Antenna Factor (dB/m) + Cable Loss (dB)– Preamplifier(dB) + 23dB Attenuation.
3. Measurement(dBuV/m) = Reading(dBuV) + C.F (Correction Factor).

EUT	AXE5400 Tri-Band Wi-Fi 6E Router	Date of Test	2021-10-17
Factor	BBHA 9120D (1GHz~18GHz)	Temp. / Humidity	23°C/57%
Polarity	Vertical	Site / Test Engineer	AC1/Jay
Test Mode	Transmit at 5310MHz by 802.11ac-VHT40	Test Voltage	AC 120V/60Hz

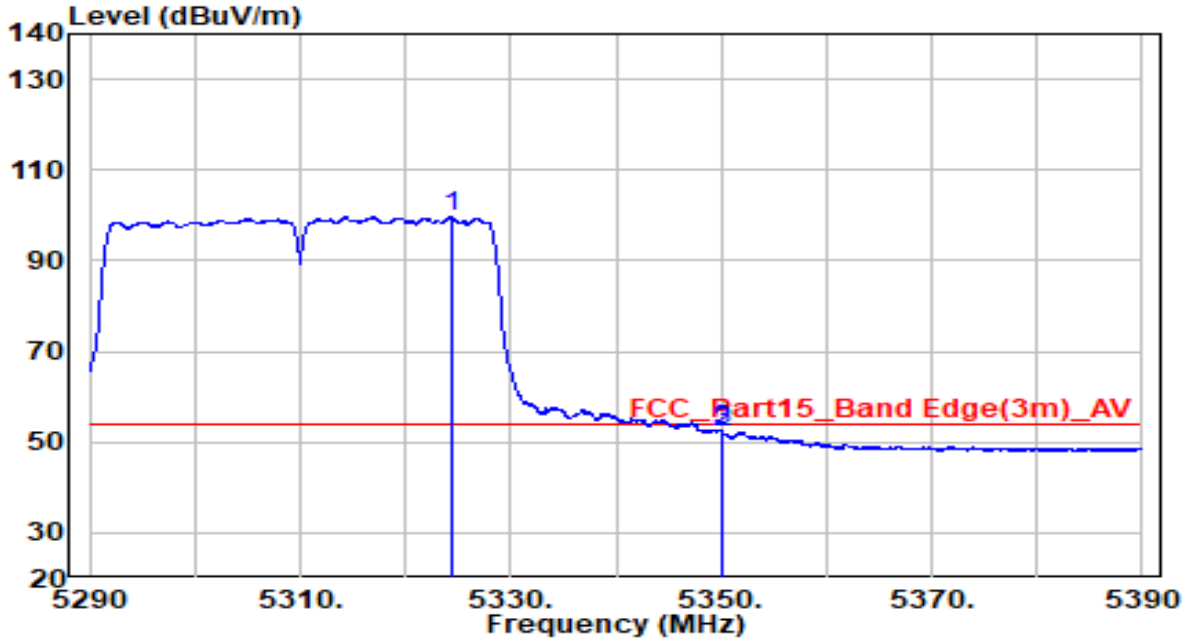

No		Frequency (MHz)	Reading (dBuV)	C.F (dB/m)	Measurement (dBuV/m)	Margin (dB)	Limit (dBuV/m)	Remark (QP/PK/AV)
1	*	5324.350	95.14	4.48	99.62	N/A	N/A	Average
2		5350.000	47.66	4.52	52.19	-1.81	54.00	Average
3		5350.150	47.94	4.52	52.46	-1.54	54.00	Average

Note:

1. " *", means this data is the worst emission level.
2. C.F (Correction Factor) = Antenna Factor (dB/m) + Cable Loss (dB)– Preamplifier(dB) + 23dB Attenuation.
3. Measurement(dBuV/m) = Reading(dBuV) + C.F (Correction Factor).

EUT	AXE5400 Tri-Band Wi-Fi 6E Router	Date of Test	2021-10-17
Factor	BBHA 9120D (1GHz~18GHz)	Temp. / Humidity	23°C/57%
Polarity	Horizontal	Site / Test Engineer	AC1/Jay
Test Mode	Transmit at 5510MHz by 802.11ac-VHT40	Test Voltage	AC 120V/60Hz

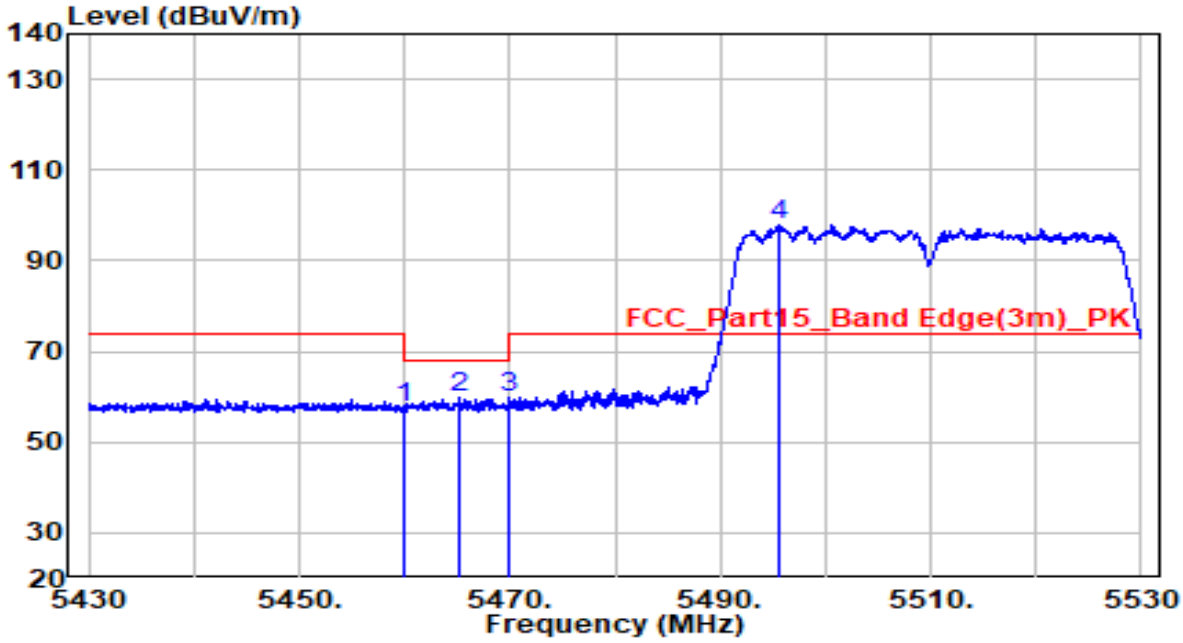

No		Frequency (MHz)	Reading (dBuV)	C.F (dB/m)	Measurement (dBuV/m)	Margin (dB)	Limit (dBuV/m)	Remark (QP/PK/AV)
1		5460.000	53.00	4.70	57.70	-10.50	68.20	Peak
2		5465.150	55.05	4.71	59.76	-8.44	68.20	Peak
3		5470.000	55.07	4.72	59.79	-8.41	68.20	Peak
4	*	5495.600	92.99	4.76	97.76	N/A	N/A	Peak

Note:

1. " *", means this data is the worst emission level.
2. C.F (Correction Factor) = Antenna Factor (dB/m) + Cable Loss (dB)– Preamplifier(dB) + 23dB Attenuation.
3. Measurement(dBuV/m) = Reading(dBuV) + C.F (Correction Factor).

EUT	AXE5400 Tri-Band Wi-Fi 6E Router	Date of Test	2021-10-17
Factor	BBHA 9120D (1GHz~18GHz)	Temp. / Humidity	23°C/57%
Polarity	Horizontal	Site / Test Engineer	AC1/Jay
Test Mode	Transmit at 5510MHz by 802.11ac-VHT40	Test Voltage	AC 120V/60Hz

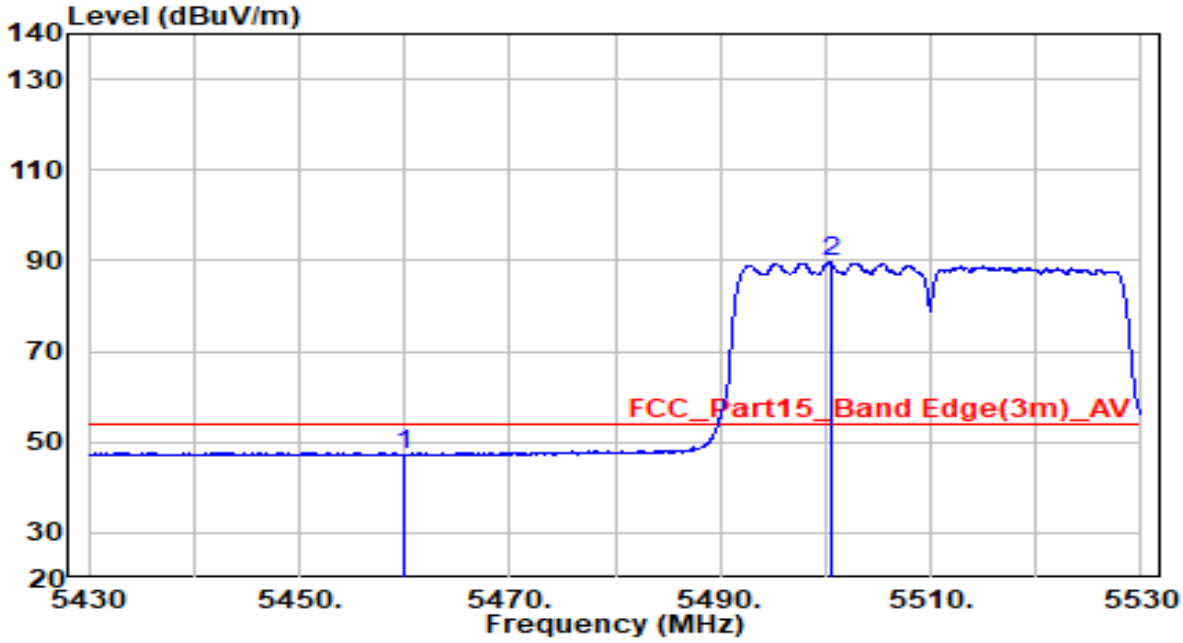

No		Frequency (MHz)	Reading (dBuV)	C.F (dB/m)	Measurement (dBuV/m)	Margin (dB)	Limit (dBuV/m)	Remark (QP/PK/AV)
1		5460.000	42.62	4.70	47.32	-6.68	54.00	Average
2	*	5500.450	84.76	4.77	89.53	N/A	N/A	Average

Note:

1. " *", means this data is the worst emission level.
2. C.F (Correction Factor) = Antenna Factor (dB/m) + Cable Loss (dB)– Preamplifier(dB) + 23dB Attenuation.
3. Measurement(dBuV/m) = Reading(dBuV) + C.F (Correction Factor).

EUT	AXE5400 Tri-Band Wi-Fi 6E Router	Date of Test	2021-10-17
Factor	BBHA 9120D (1GHz~18GHz)	Temp. / Humidity	23°C/57%
Polarity	Vertical	Site / Test Engineer	AC1/Jay
Test Mode	Transmit at 5510MHz by 802.11ac-VHT40	Test Voltage	AC 120V/60Hz

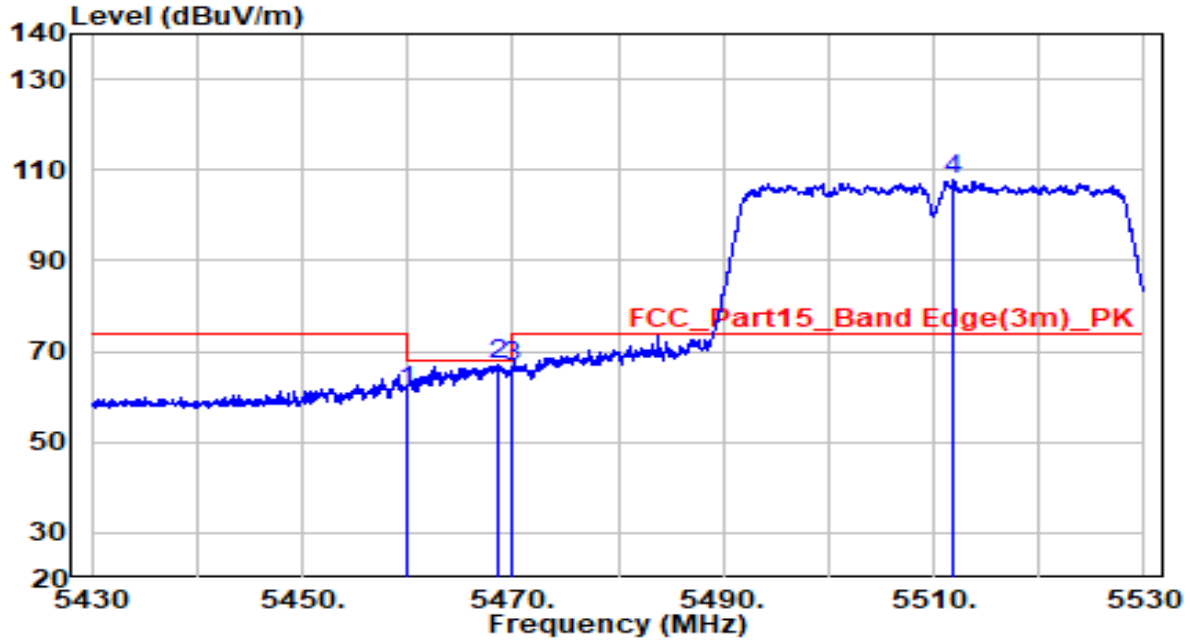

No		Frequency (MHz)	Reading (dBuV)	C.F (dB/m)	Measurement (dBuV/m)	Margin (dB)	Limit (dBuV/m)	Remark (QP/PK/AV)
1		5460.000	56.52	4.70	61.22	-6.98	68.20	Peak
2		5468.550	62.37	4.72	67.09	-1.11	68.20	Peak
3		5470.000	62.02	4.72	66.74	-1.46	68.20	Peak
4	*	5511.900	102.99	4.81	107.80	N/A	N/A	Peak

Note:

1. " *", means this data is the worst emission level.
2. C.F (Correction Factor) = Antenna Factor (dB/m) + Cable Loss (dB)– Preamplifier(dB) + 23dB Attenuation.
3. Measurement(dBuV/m) = Reading(dBuV) + C.F (Correction Factor).

EUT	AXE5400 Tri-Band Wi-Fi 6E Router	Date of Test	2021-10-17
Factor	BBHA 9120D (1GHz~18GHz)	Temp. / Humidity	23°C/57%
Polarity	Vertical	Site / Test Engineer	AC1/Jay
Test Mode	Transmit at 5510MHz by 802.11ac-VHT40	Test Voltage	AC 120V/60Hz

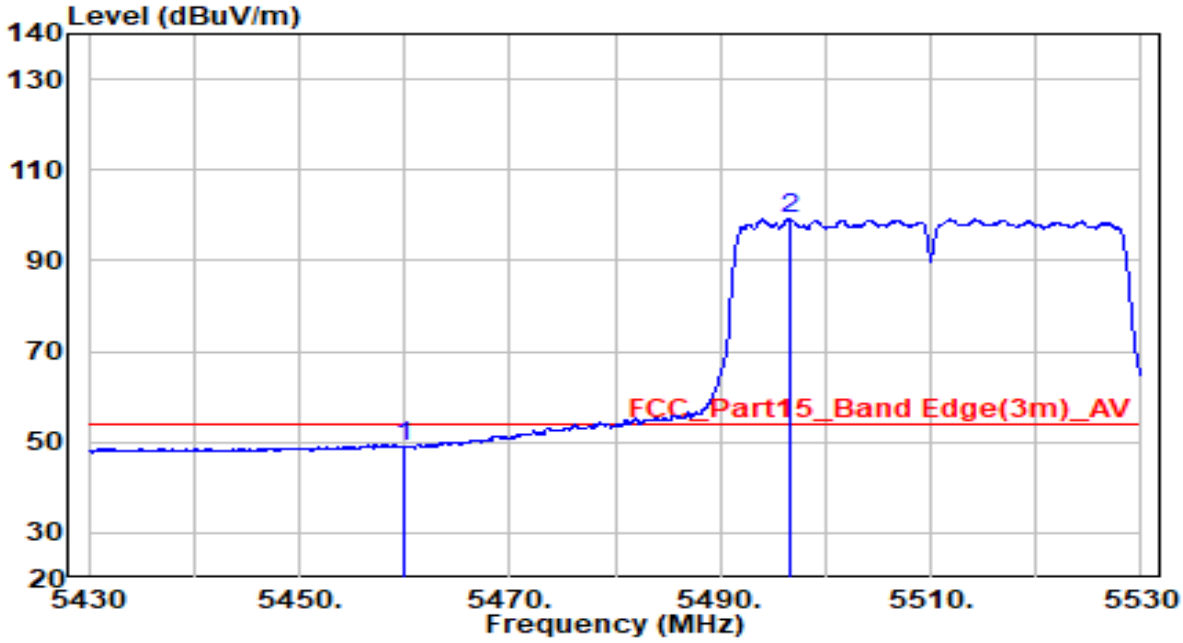

No		Frequency (MHz)	Reading (dBuV)	C.F (dB/m)	Measurement (dBuV/m)	Margin (dB)	Limit (dBuV/m)	Remark (QP/PK/AV)
1		5460.000	44.31	4.70	49.01	-4.99	54.00	Average
2	*	5496.600	94.46	4.76	99.22	N/A	N/A	Average

Note:

1. " *", means this data is the worst emission level.
2. C.F (Correction Factor) = Antenna Factor (dB/m) + Cable Loss (dB)– Preamplifier(dB) + 23dB Attenuation.
3. Measurement(dBuV/m) = Reading(dBuV) + C.F (Correction Factor).

EUT	AXE5400 Tri-Band Wi-Fi 6E Router	Date of Test	2021-10-17
Factor	BBHA 9120D (1GHz~18GHz)	Temp. / Humidity	23°C/57%
Polarity	Horizontal	Site / Test Engineer	AC1/Jay
Test Mode	Transmit at 5670MHz by 802.11ac-VHT40	Test Voltage	AC 120V/60Hz

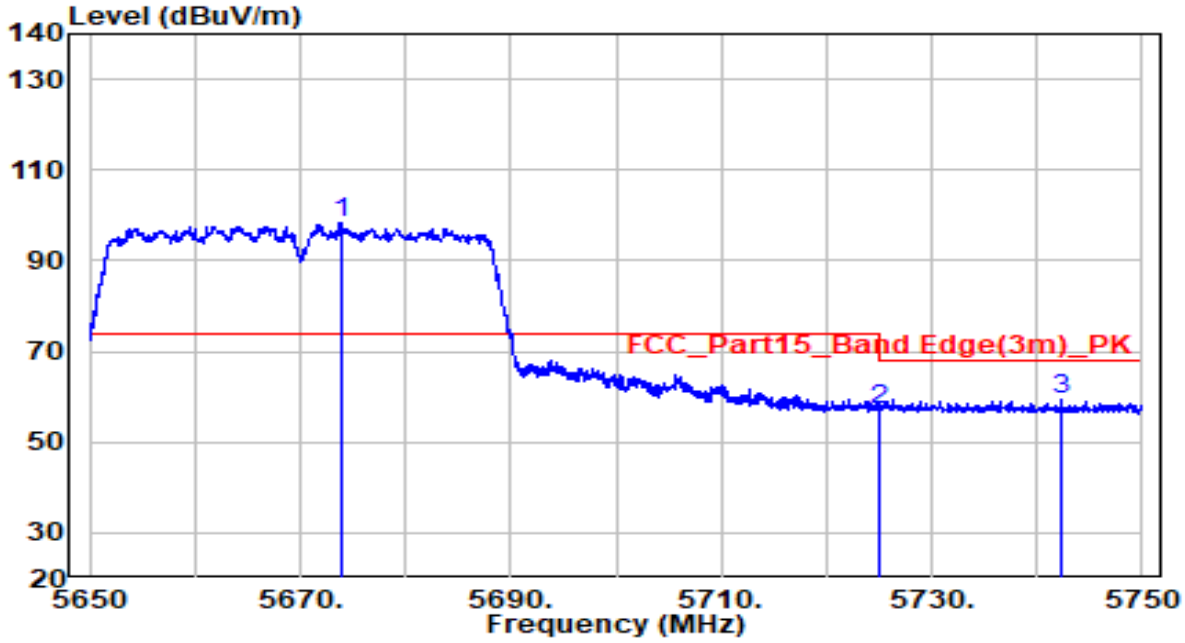

No		Frequency (MHz)	Reading (dBuV)	C.F (dB/m)	Measurement (dBuV/m)	Margin (dB)	Limit (dBuV/m)	Remark (QP/PK/AV)
1	*	5673.850	92.95	5.40	98.36	N/A	N/A	Peak
2		5725.000	51.55	5.59	57.14	-11.06	68.20	Peak
3		5742.400	53.85	5.65	59.51	-8.69	68.20	Peak

Note:

1. " *", means this data is the worst emission level.
2. C.F (Correction Factor) = Antenna Factor (dB/m) + Cable Loss (dB)– Preamplifier(dB) + 23dB Attenuation.
3. Measurement(dBuV/m) = Reading(dBuV) + C.F (Correction Factor).

EUT	AXE5400 Tri-Band Wi-Fi 6E Router	Date of Test	2021-10-17
Factor	BBHA 9120D (1GHz~18GHz)	Temp. / Humidity	23°C/57%
Polarity	Vertical	Site / Test Engineer	AC1/Jay
Test Mode	Transmit at 5670MHz by 802.11ac-VHT40	Test Voltage	AC 120V/60Hz

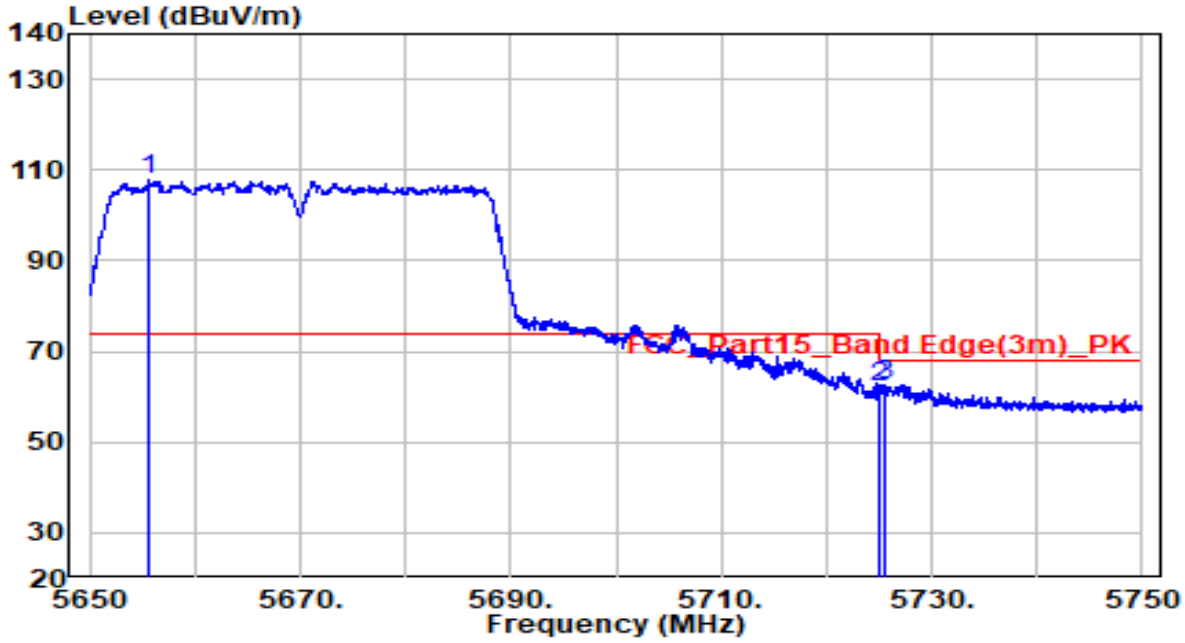

No		Frequency (MHz)	Reading (dBuV)	C.F (dB/m)	Measurement (dBuV/m)	Margin (dB)	Limit (dBuV/m)	Remark (QP/PK/AV)
1	*	5655.650	102.40	5.34	107.74	N/A	N/A	Peak
2		5725.000	56.49	5.59	62.08	-6.12	68.20	Peak
3		5725.500	57.18	5.59	62.77	-5.43	68.20	Peak

Note:

1. " *", means this data is the worst emission level.
2. C.F (Correction Factor) = Antenna Factor (dB/m) + Cable Loss (dB)– Preamplifier(dB) + 23dB Attenuation.
3. Measurement(dBuV/m) = Reading(dBuV) + C.F (Correction Factor).

EUT	AXE5400 Tri-Band Wi-Fi 6E Router	Date of Test	2021-10-17
Factor	BBHA 9120D (1GHz~18GHz)	Temp. / Humidity	23°C/57%
Polarity	Horizontal	Site / Test Engineer	AC1/Jay
Test Mode	Transmit at 5755MHz by 802.11ac-VHT40	Test Voltage	AC 120V/60Hz

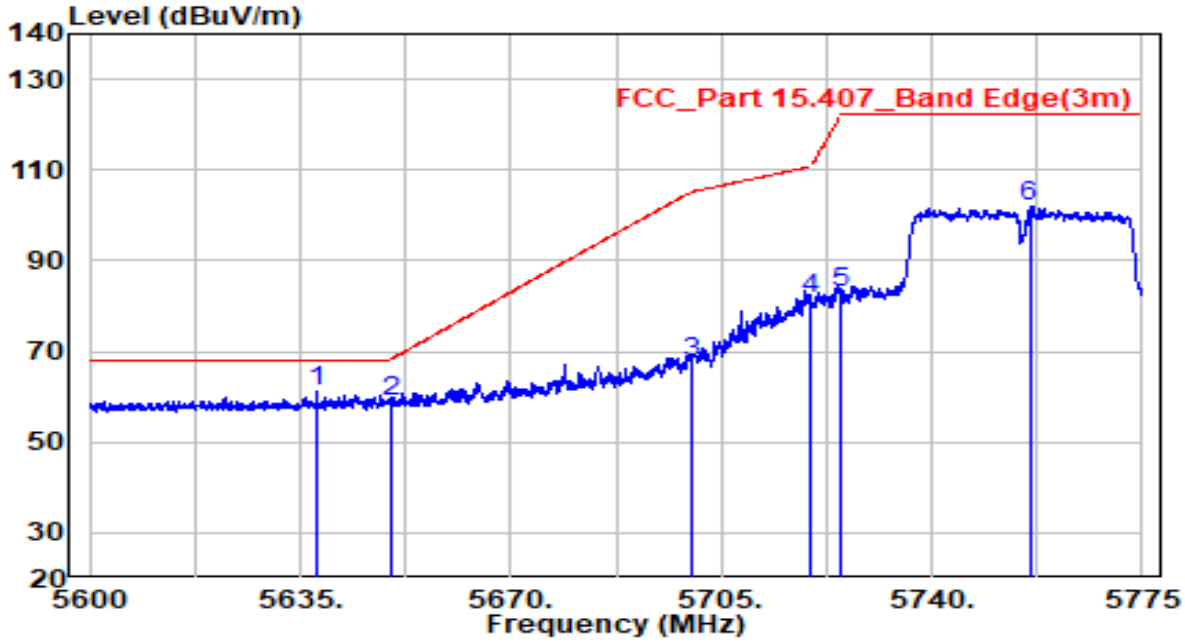

No		Frequency (MHz)	Reading (dBuV)	C.F (dB/m)	Measurement (dBuV/m)	Margin (dB)	Limit (dBuV/m)	Remark (QP/PK/AV)
1	*	5637.712	56.02	5.27	61.29	-6.91	68.20	Peak
2		5650.000	53.41	5.32	58.72	-9.48	68.20	Peak
3		5700.000	62.25	5.50	67.75	-37.45	105.20	Peak
4		5720.000	76.08	5.57	81.65	-29.15	110.80	Peak
5		5725.000	77.20	5.59	82.79	-39.41	122.20	Peak
6		5756.275	96.33	5.70	102.03	N/A	N/A	Peak

Note:

1. " *", means this data is the worst emission level.
2. C.F (Correction Factor) = Antenna Factor (dB/m) + Cable Loss (dB)– Preamplifier(dB) + 23dB Attenuation.
3. Measurement(dBuV/m) = Reading(dBuV) + C.F (Correction Factor).

EUT	AXE5400 Tri-Band Wi-Fi 6E Router	Date of Test	2021-10-17
Factor	BBHA 9120D (1GHz~18GHz)	Temp. / Humidity	23°C/57%
Polarity	Vertical	Site / Test Engineer	AC1/Jay
Test Mode	Transmit at 5755MHz by 802.11ac-VHT40	Test Voltage	AC 120V/60Hz

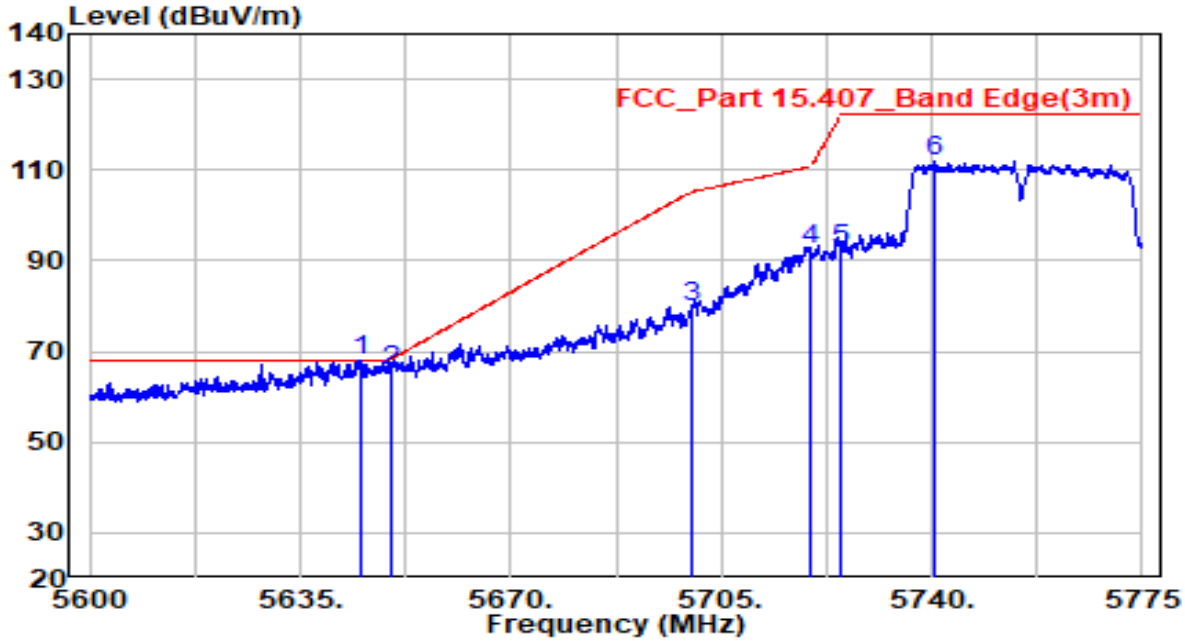

No		Frequency (MHz)	Reading (dBuV)	C.F (dB/m)	Measurement (dBuV/m)	Margin (dB)	Limit (dBuV/m)	Remark (QP/PK/AV)
1	*	5645.237	62.76	5.30	68.06	-0.14	68.20	Peak
2		5650.000	60.38	5.32	65.70	-2.50	68.20	Peak
3		5700.000	74.31	5.50	79.81	-25.39	105.20	Peak
4		5720.000	86.70	5.57	92.28	-18.52	110.80	Peak
5		5725.000	86.71	5.59	92.30	-29.90	122.20	Peak
6		5740.612	106.28	5.65	111.92	N/A	N/A	Peak

Note:

1. " *", means this data is the worst emission level.
2. C.F (Correction Factor) = Antenna Factor (dB/m) + Cable Loss (dB)– Preamplifier(dB) + 23dB Attenuation.
3. Measurement(dBuV/m) = Reading(dBuV) + C.F (Correction Factor).

EUT	AXE5400 Tri-Band Wi-Fi 6E Router	Date of Test	2021-10-17
Factor	BBHA 9120D (1GHz~18GHz)	Temp. / Humidity	23°C/57%
Polarity	Horizontal	Site / Test Engineer	AC1/Jay
Test Mode	Transmit at 5795MHz by 802.11ac-VHT40	Test Voltage	AC 120V/60Hz

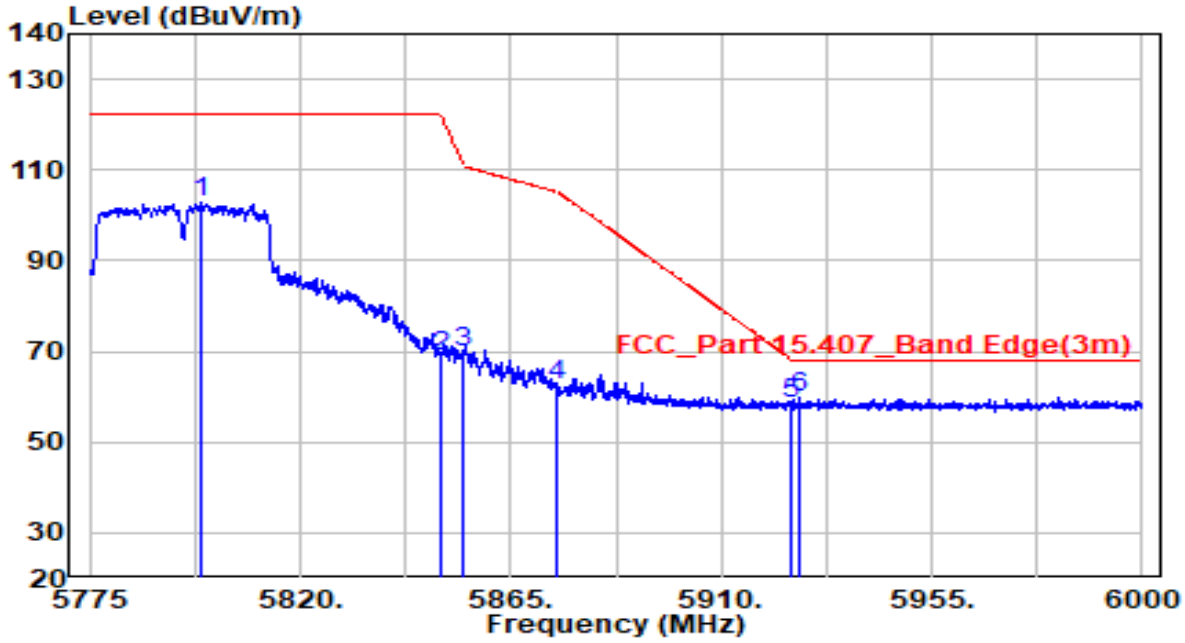

No		Frequency (MHz)	Reading (dBuV)	C.F (dB/m)	Measurement (dBuV/m)	Margin (dB)	Limit (dBuV/m)	Remark (QP/PK/AV)
1		5798.962	97.23	5.86	103.09	N/A	N/A	Peak
2		5850.000	63.04	6.04	69.08	-53.12	122.20	Peak
3		5855.000	63.54	6.06	69.61	-41.19	110.80	Peak
4		5875.000	56.44	6.13	62.57	-42.63	105.20	Peak
5		5925.000	52.31	6.32	58.63	-9.57	68.20	Peak
6	*	5926.538	53.73	6.32	60.06	-8.14	68.20	Peak

Note:

1. " *", means this data is the worst emission level.
2. C.F (Correction Factor) = Antenna Factor (dB/m) + Cable Loss (dB)– Preamplifier(dB) + 23dB Attenuation.
3. Measurement(dBuV/m) = Reading(dBuV) + C.F (Correction Factor).

EUT	AXE5400 Tri-Band Wi-Fi 6E Router	Date of Test	2021-10-17
Factor	BBHA 9120D (1GHz~18GHz)	Temp. / Humidity	23°C/57%
Polarity	Vertical	Site / Test Engineer	AC1/Jay
Test Mode	Transmit at 5795MHz by 802.11ac-VHT40	Test Voltage	AC 120V/60Hz

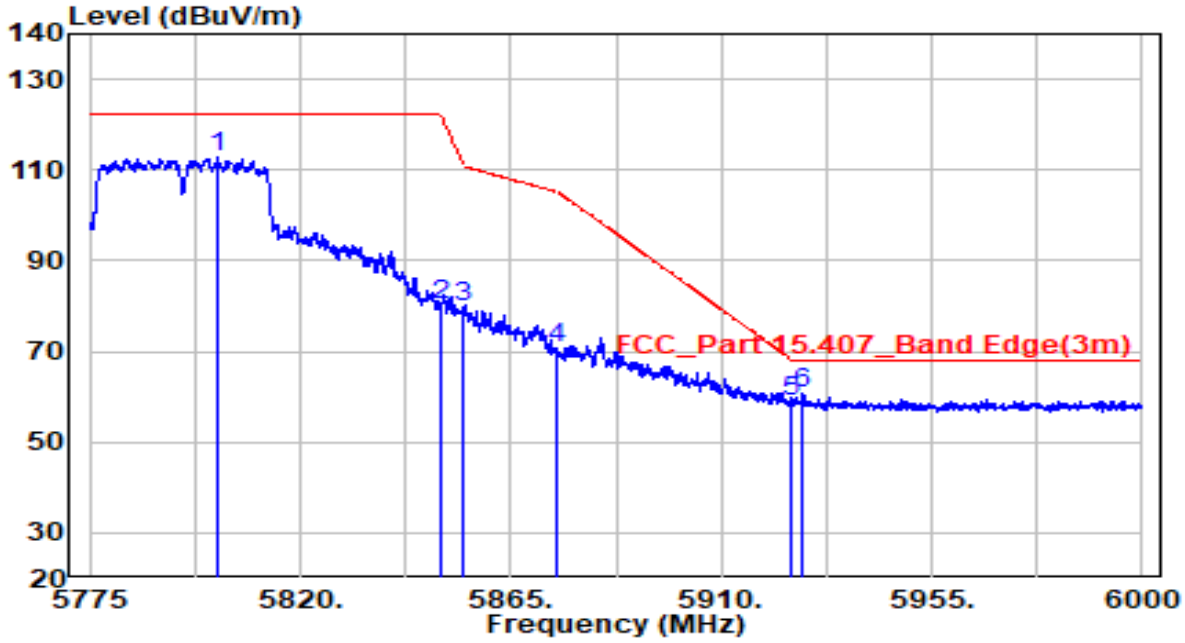

No		Frequency (MHz)	Reading (dBuV)	C.F (dB/m)	Measurement (dBuV/m)	Margin (dB)	Limit (dBuV/m)	Remark (QP/PK/AV)
1		5802.450	107.03	5.87	112.90	N/A	N/A	Peak
2		5850.000	73.96	6.04	80.00	-42.20	122.20	Peak
3		5855.000	73.49	6.06	79.55	-31.25	110.80	Peak
4		5875.000	64.52	6.13	70.65	-34.55	105.20	Peak
5		5925.000	52.46	6.32	58.77	-9.43	68.20	Peak
6	*	5927.325	54.36	6.33	60.68	-7.52	68.20	Peak

Note:

1. " *", means this data is the worst emission level.
2. C.F (Correction Factor) = Antenna Factor (dB/m) + Cable Loss (dB)– Preamplifier(dB) + 23dB Attenuation.
3. Measurement(dBuV/m) = Reading(dBuV) + C.F (Correction Factor).

EUT	AXE5400 Tri-Band Wi-Fi 6E Router	Date of Test	2021-10-17
Factor	BBHA 9120D (1GHz~18GHz)	Temp. / Humidity	23°C/57%
Polarity	Horizontal	Site / Test Engineer	AC1/Jay
Test Mode	Transmit at 5210MHz by 802.11ac-VHT80	Test Voltage	AC 120V/60Hz

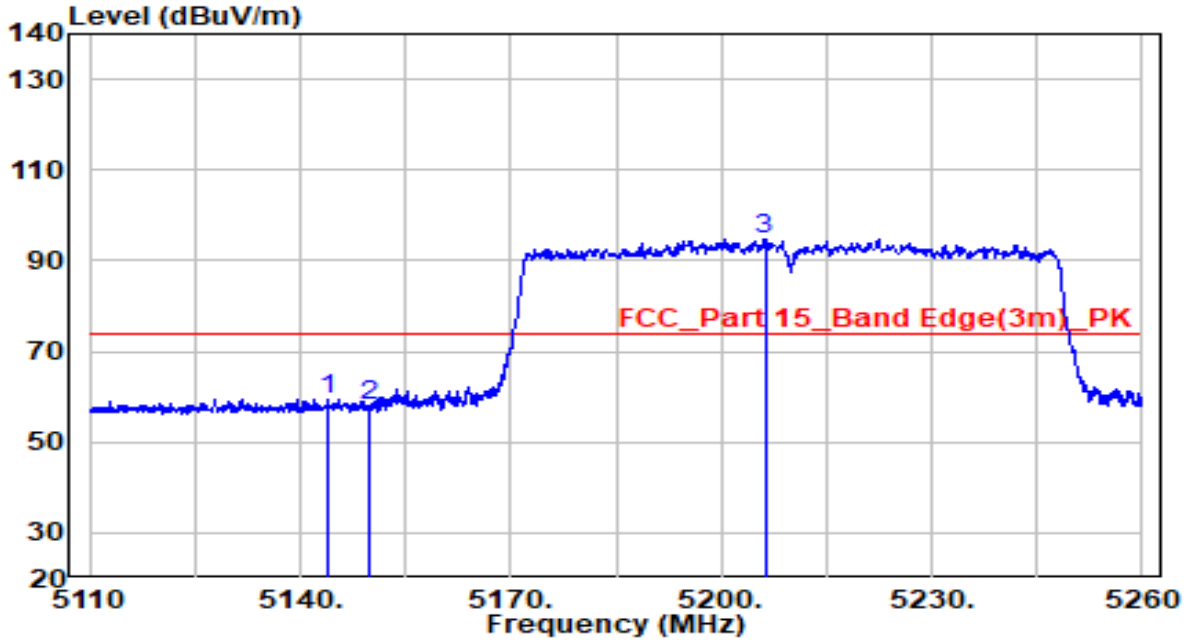

No		Frequency (MHz)	Reading (dBuV)	C.F (dB/m)	Measurement (dBuV/m)	Margin (dB)	Limit (dBuV/m)	Remark (QP/PK/AV)
1		5144.050	55.30	4.19	59.49	-14.51	74.00	Peak
2		5150.000	53.77	4.20	57.97	-16.03	74.00	Peak
3	*	5206.225	90.31	4.29	94.60	N/A	N/A	Peak

Note:

1. " *", means this data is the worst emission level.
2. C.F (Correction Factor) = Antenna Factor (dB/m) + Cable Loss (dB)– Preamplifier(dB) + 23dB Attenuation.
3. Measurement(dBuV/m) = Reading(dBuV) + C.F (Correction Factor).

EUT	AXE5400 Tri-Band Wi-Fi 6E Router	Date of Test	2021-10-17
Factor	BBHA 9120D (1GHz~18GHz)	Temp. / Humidity	23°C/57%
Polarity	Horizontal	Site / Test Engineer	AC1/Jay
Test Mode	Transmit at 5210MHz by 802.11ac-VHT80	Test Voltage	AC 120V/60Hz

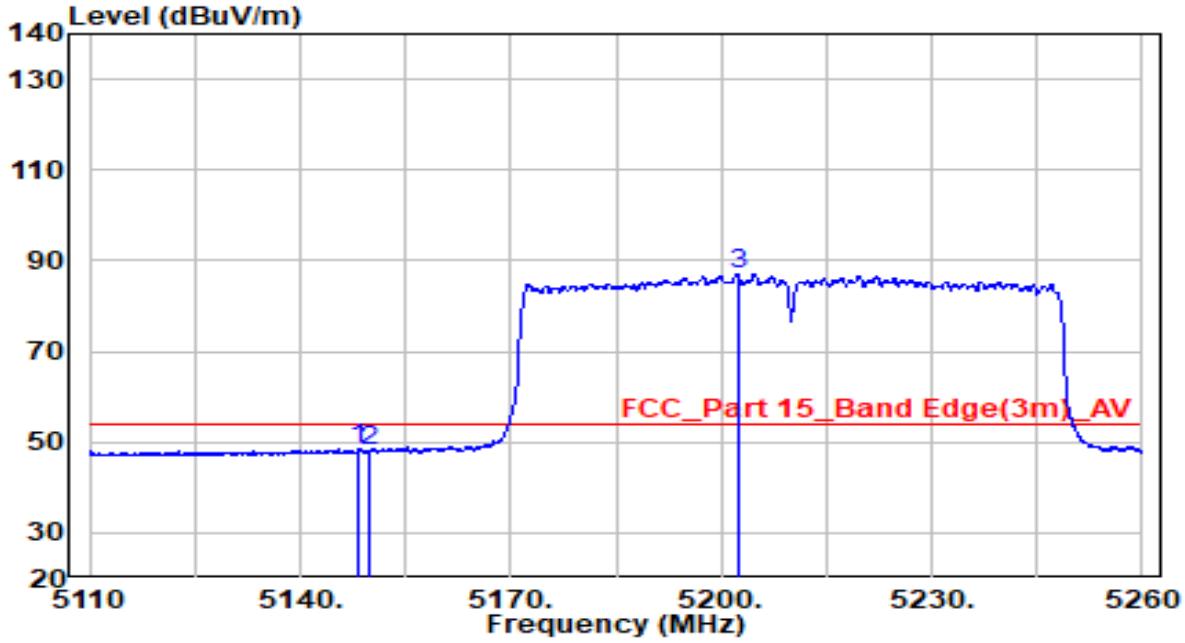

No		Frequency (MHz)	Reading (dBuV)	C.F (dB/m)	Measurement (dBuV/m)	Margin (dB)	Limit (dBuV/m)	Remark (QP/PK/AV)
1		5148.400	44.29	4.19	48.49	-5.51	54.00	Average
2		5150.000	43.83	4.20	48.02	-5.98	54.00	Average
3	*	5202.325	82.71	4.28	86.99	N/A	N/A	Average

Note:

1. " *", means this data is the worst emission level.
2. C.F (Correction Factor) = Antenna Factor (dB/m) + Cable Loss (dB)– Preamplifier(dB) + 23dB Attenuation.
3. Measurement(dBuV/m) = Reading(dBuV) + C.F (Correction Factor).

EUT	AXE5400 Tri-Band Wi-Fi 6E Router	Date of Test	2021-10-17
Factor	BBHA 9120D (1GHz~18GHz)	Temp. / Humidity	23°C/57%
Polarity	Vertical	Site / Test Engineer	AC1/Jay
Test Mode	Transmit at 5210MHz by 802.11ac-VHT80	Test Voltage	AC 120V/60Hz

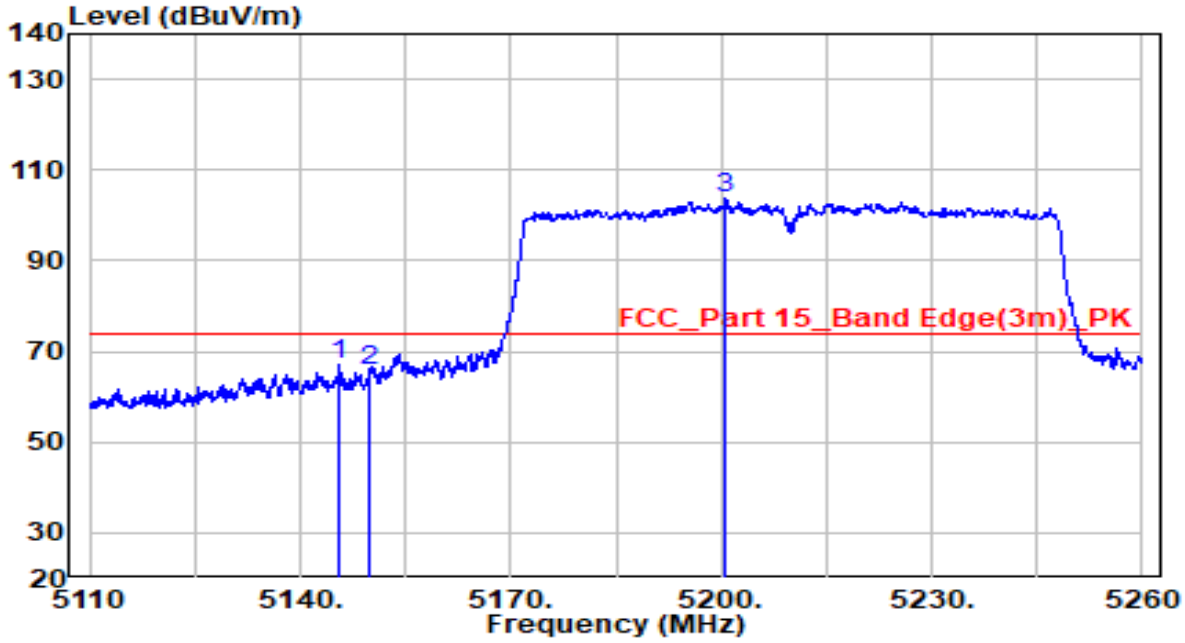

No		Frequency (MHz)	Reading (dBuV)	C.F (dB/m)	Measurement (dBuV/m)	Margin (dB)	Limit (dBuV/m)	Remark (QP/PK/AV)
1		5145.625	62.89	4.19	67.08	-6.92	74.00	Peak
2		5150.000	61.37	4.20	65.57	-8.43	74.00	Peak
3	*	5200.525	99.50	4.28	103.78	N/A	N/A	Peak

Note:

1. " *", means this data is the worst emission level.
2. C.F (Correction Factor) = Antenna Factor (dB/m) + Cable Loss (dB)– Preamplifier(dB) + 23dB Attenuation.
3. Measurement(dBuV/m) = Reading(dBuV) + C.F (Correction Factor).

EUT	AXE5400 Tri-Band Wi-Fi 6E Router	Date of Test	2021-10-17
Factor	BBHA 9120D (1GHz~18GHz)	Temp. / Humidity	23°C/57%
Polarity	Vertical	Site / Test Engineer	AC1/Jay
Test Mode	Transmit at 5210MHz by 802.11ac-VHT80	Test Voltage	AC 120V/60Hz

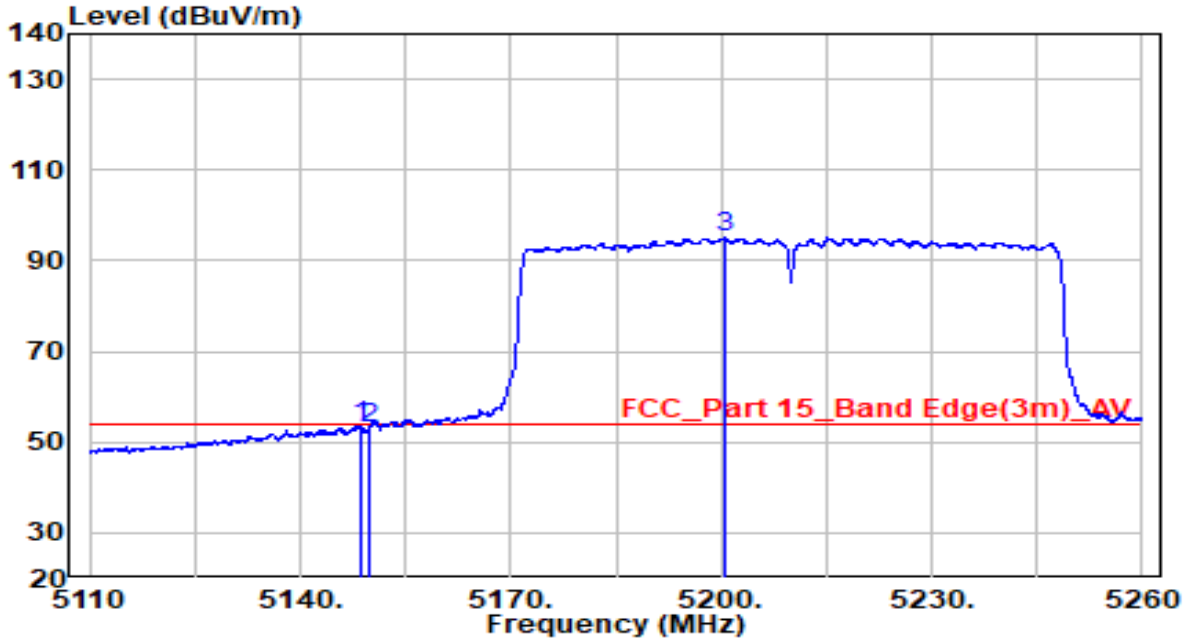

No		Frequency (MHz)	Reading (dBuV)	C.F (dB/m)	Measurement (dBuV/m)	Margin (dB)	Limit (dBuV/m)	Remark (QP/PK/AV)
1		5148.550	49.51	4.19	53.71	-0.29	54.00	Average
2		5150.000	49.01	4.20	53.20	-0.80	54.00	Average
3	*	5200.450	90.79	4.28	95.07	N/A	N/A	Average

Note:

1. " *", means this data is the worst emission level.
2. C.F (Correction Factor) = Antenna Factor (dB/m) + Cable Loss (dB)– Preamplifier(dB) + 23dB Attenuation.
3. Measurement(dBuV/m) = Reading(dBuV) + C.F (Correction Factor).

EUT	AXE5400 Tri-Band Wi-Fi 6E Router	Date of Test	2021-10-17
Factor	BBHA 9120D (1GHz~18GHz)	Temp. / Humidity	23°C/57%
Polarity	Horizontal	Site / Test Engineer	AC1/Jay
Test Mode	Transmit at 5290MHz by 802.11ac-VHT80	Test Voltage	AC 120V/60Hz

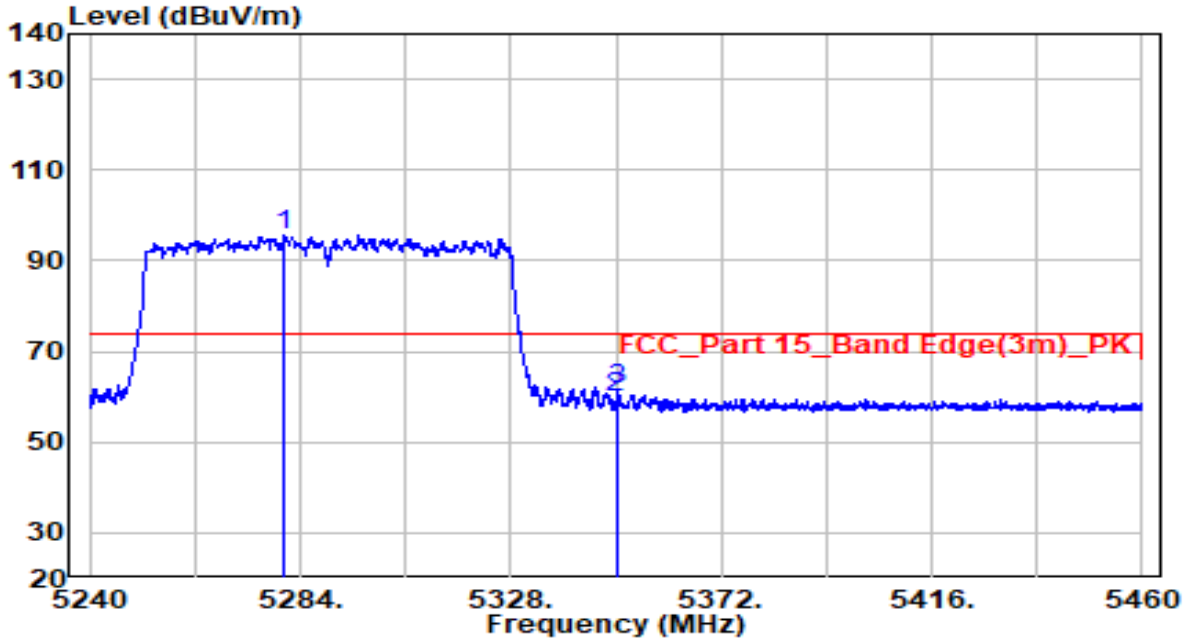

No		Frequency (MHz)	Reading (dBuV)	C.F (dB/m)	Measurement (dBuV/m)	Margin (dB)	Limit (dBuV/m)	Remark (QP/PK/AV)
1	*	5280.590	91.28	4.41	95.69	N/A	N/A	Peak
2		5350.000	55.19	4.52	59.71	-14.29	74.00	Peak
3		5350.550	57.10	4.52	61.62	-12.38	74.00	Peak

Note:

1. " *", means this data is the worst emission level.
2. C.F (Correction Factor) = Antenna Factor (dB/m) + Cable Loss (dB)– Preamplifier(dB) + 23dB Attenuation.
3. Measurement(dBuV/m) = Reading(dBuV) + C.F (Correction Factor).

EUT	AXE5400 Tri-Band Wi-Fi 6E Router	Date of Test	2021-10-17
Factor	BBHA 9120D (1GHz~18GHz)	Temp. / Humidity	23°C/57%
Polarity	Horizontal	Site / Test Engineer	AC1/Jay
Test Mode	Transmit at 5290MHz by 802.11ac-VHT80	Test Voltage	AC 120V/60Hz

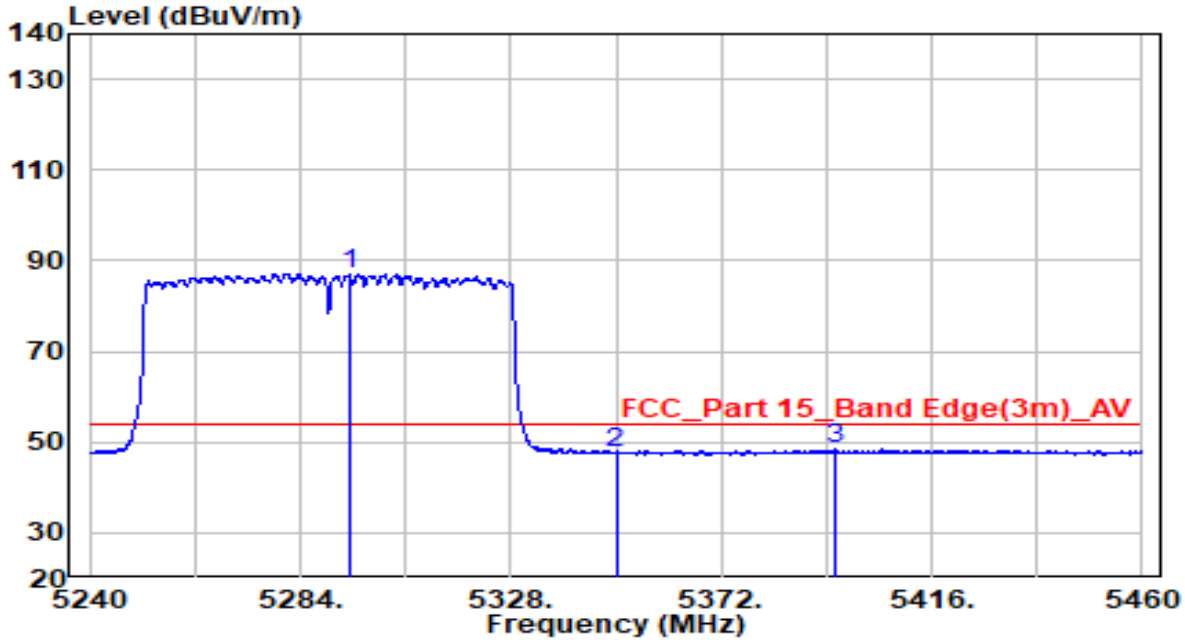

No		Frequency (MHz)	Reading (dBuV)	C.F (dB/m)	Measurement (dBuV/m)	Margin (dB)	Limit (dBuV/m)	Remark (QP/PK/AV)
1	*	5294.450	82.72	4.43	87.15	N/A	N/A	Average
2		5350.000	43.05	4.52	47.58	-6.42	54.00	Average
3		5395.650	43.74	4.60	48.34	-5.66	54.00	Average

Note:

1. " *", means this data is the worst emission level.
2. C.F (Correction Factor) = Antenna Factor (dB/m) + Cable Loss (dB)– Preamplifier(dB) + 23dB Attenuation.
3. Measurement(dBuV/m) = Reading(dBuV) + C.F (Correction Factor).

EUT	AXE5400 Tri-Band Wi-Fi 6E Router	Date of Test	2021-10-17
Factor	BBHA 9120D (1GHz~18GHz)	Temp. / Humidity	23°C/57%
Polarity	Vertical	Site / Test Engineer	AC1/Jay
Test Mode	Transmit at 5290MHz by 802.11ac-VHT80	Test Voltage	AC 120V/60Hz

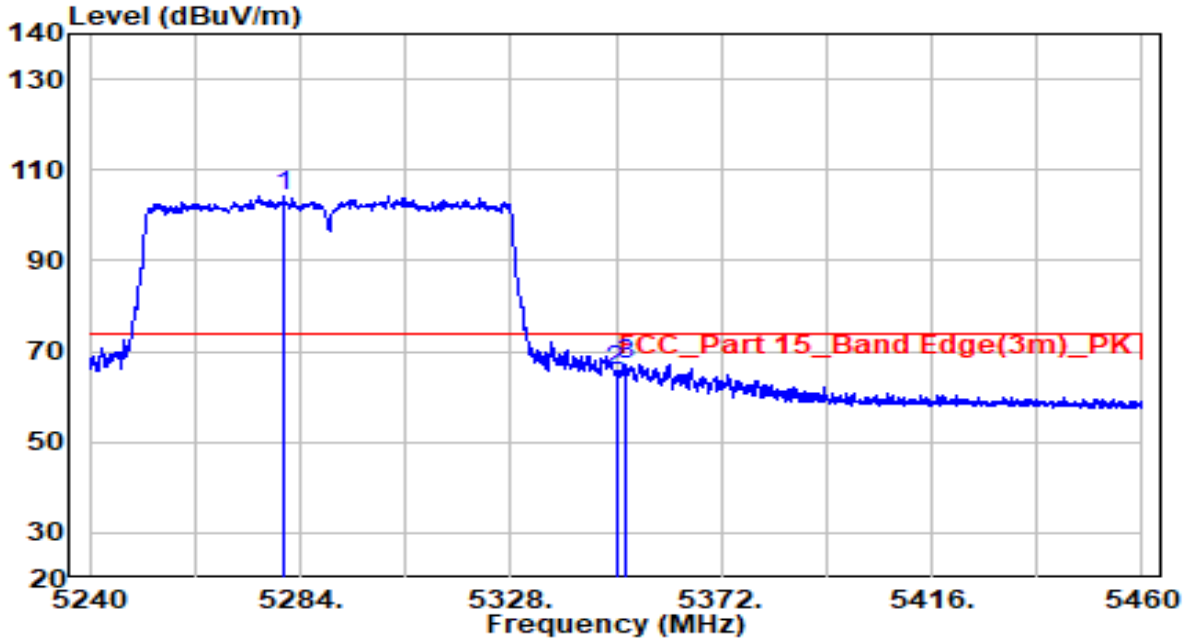

No		Frequency (MHz)	Reading (dBuV)	C.F (dB/m)	Measurement (dBuV/m)	Margin (dB)	Limit (dBuV/m)	Remark (QP/PK/AV)
1	*	5280.590	99.81	4.41	104.22	N/A	N/A	Peak
2		5350.000	61.18	4.52	65.71	-8.29	74.00	Peak
3		5351.870	62.64	4.53	67.16	-6.84	74.00	Peak

Note:

1. " *", means this data is the worst emission level.
2. C.F (Correction Factor) = Antenna Factor (dB/m) + Cable Loss (dB)– Preamplifier(dB) + 23dB Attenuation.
3. Measurement(dBuV/m) = Reading(dBuV) + C.F (Correction Factor).

EUT	AXE5400 Tri-Band Wi-Fi 6E Router	Date of Test	2021-10-17
Factor	BBHA 9120D (1GHz~18GHz)	Temp. / Humidity	23°C/57%
Polarity	Vertical	Site / Test Engineer	AC1/Jay
Test Mode	Transmit at 5290MHz by 802.11ac-VHT80	Test Voltage	AC 120V/60Hz

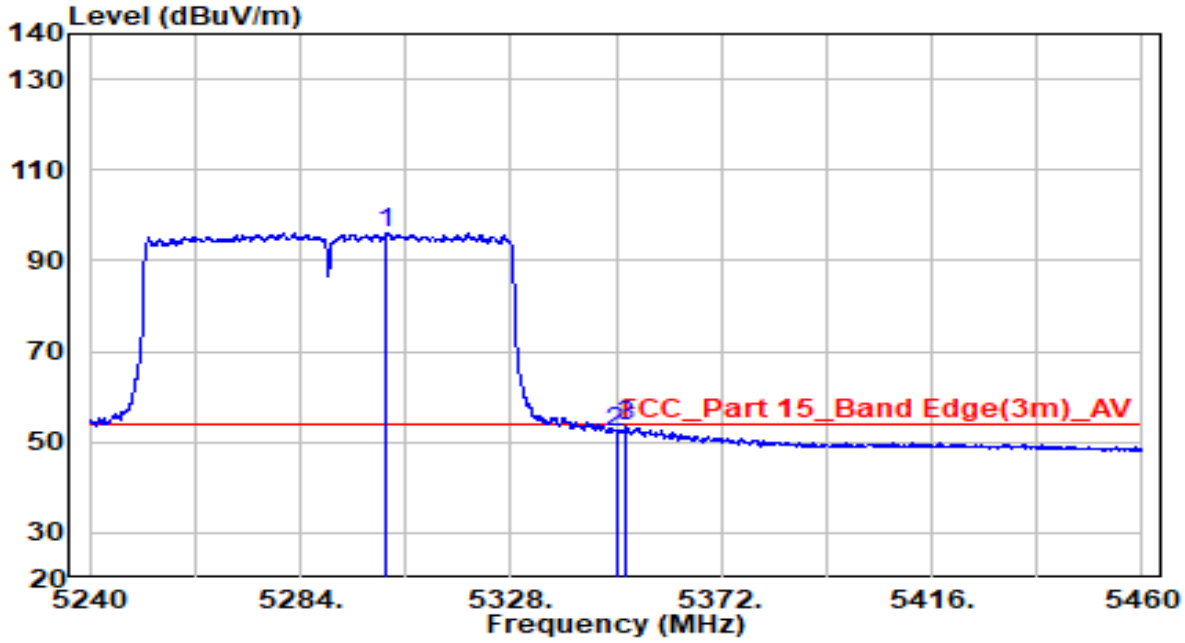

No		Frequency (MHz)	Reading (dBuV)	C.F (dB/m)	Measurement (dBuV/m)	Margin (dB)	Limit (dBuV/m)	Remark (QP/PK/AV)
1	*	5302.150	91.66	4.45	96.10	N/A	N/A	Average
2		5350.000	47.83	4.52	52.36	-1.64	54.00	Average
3		5351.980	48.84	4.53	53.37	-0.63	54.00	Average

Note:

1. " *", means this data is the worst emission level.
2. C.F (Correction Factor) = Antenna Factor (dB/m) + Cable Loss (dB)– Preamplifier(dB) + 23dB Attenuation.
3. Measurement(dBuV/m) = Reading(dBuV) + C.F (Correction Factor).

EUT	AXE5400 Tri-Band Wi-Fi 6E Router	Date of Test	2021-10-17
Factor	BBHA 9120D (1GHz~18GHz)	Temp. / Humidity	23°C/57%
Polarity	Horizontal	Site / Test Engineer	AC1/Jay
Test Mode	Transmit at 5530MHz by 802.11ac-VHT80	Test Voltage	AC 120V/60Hz

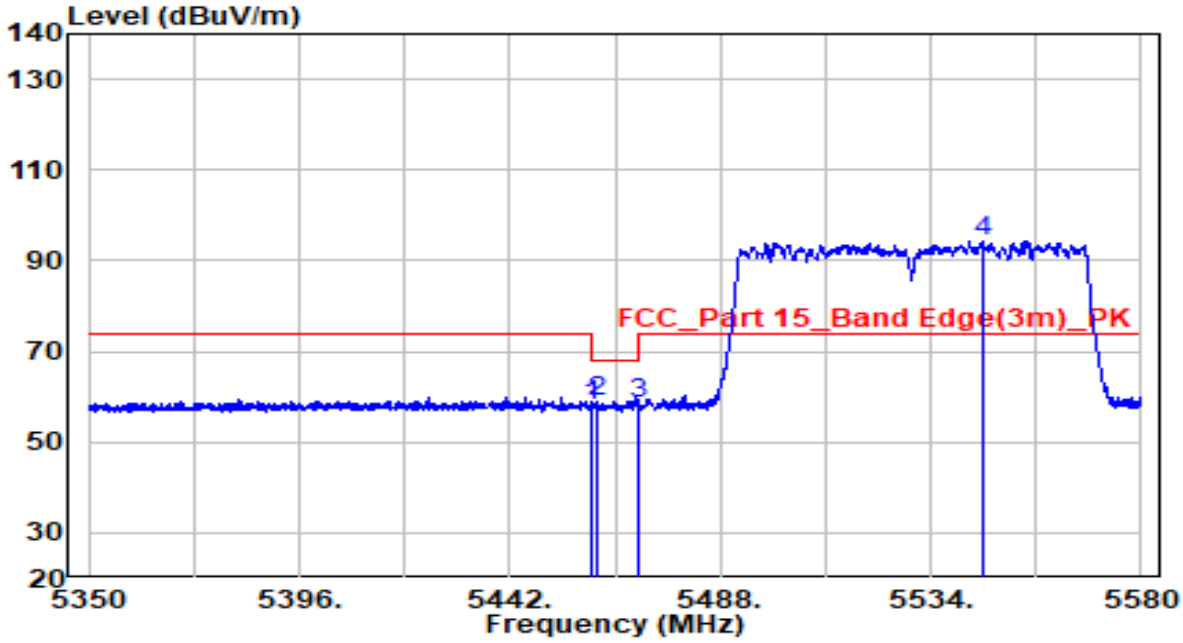

No		Frequency (MHz)	Reading (dBuV)	C.F (dB/m)	Measurement (dBuV/m)	Margin (dB)	Limit (dBuV/m)	Remark (QP/PK/AV)
1		5460.000	53.12	4.70	57.82	-10.38	68.20	Peak
2		5460.975	54.38	4.71	59.09	-9.11	68.20	Peak
3		5470.000	53.82	4.72	58.54	-9.66	68.20	Peak
4	*	5545.615	89.53	4.94	94.47	N/A	N/A	Peak

Note:

1. " *", means this data is the worst emission level.
2. C.F (Correction Factor) = Antenna Factor (dB/m) + Cable Loss (dB)– Preamplifier(dB) + 23dB Attenuation.
3. Measurement(dBuV/m) = Reading(dBuV) + C.F (Correction Factor).

EUT	AXE5400 Tri-Band Wi-Fi 6E Router	Date of Test	2021-10-17
Factor	BBHA 9120D (1GHz~18GHz)	Temp. / Humidity	23°C/57%
Polarity	Horizontal	Site / Test Engineer	AC1/Jay
Test Mode	Transmit at 5530MHz by 802.11ac-VHT80	Test Voltage	AC 120V/60Hz

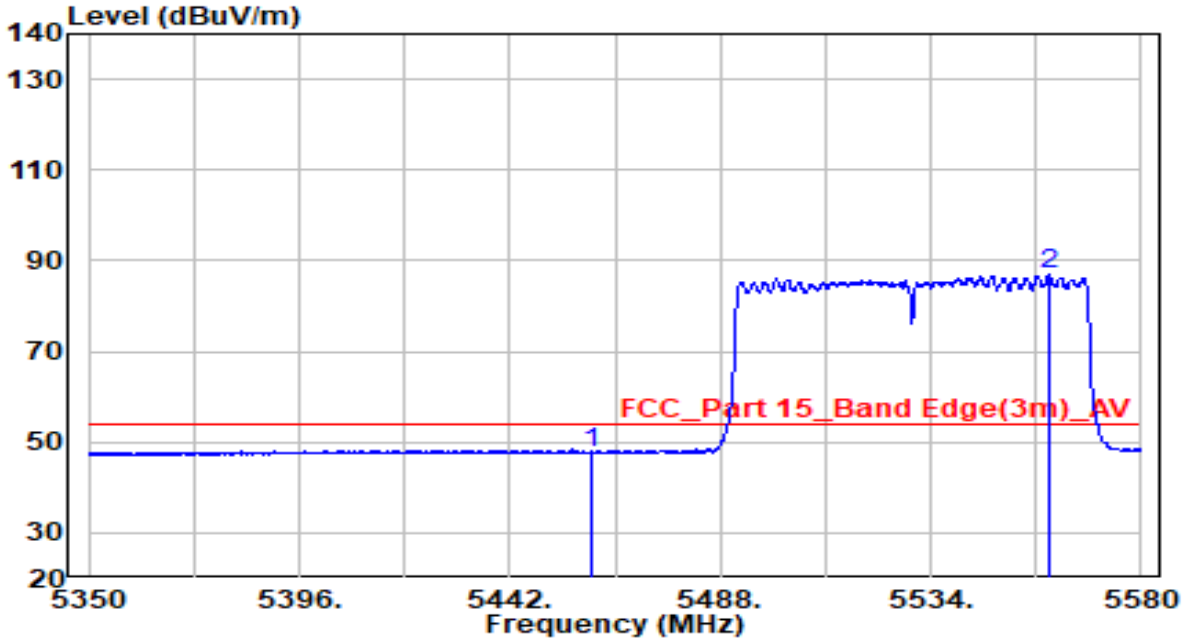

No		Frequency (MHz)	Reading (dBuV)	C.F (dB/m)	Measurement (dBuV/m)	Margin (dB)	Limit (dBuV/m)	Remark (QP/PK/AV)
1		5460.000	43.05	4.70	47.75	-6.25	54.00	Average
2	*	5559.760	81.81	4.99	86.80	N/A	N/A	Average

Note:

1. " *", means this data is the worst emission level.
2. C.F (Correction Factor) = Antenna Factor (dB/m) + Cable Loss (dB)– Preamplifier(dB) + 23dB Attenuation.
3. Measurement(dBuV/m) = Reading(dBuV) + C.F (Correction Factor).

EUT	AXE5400 Tri-Band Wi-Fi 6E Router	Date of Test	2021-10-17
Factor	BBHA 9120D (1GHz~18GHz)	Temp. / Humidity	23°C/57%
Polarity	Vertical	Site / Test Engineer	AC1/Jay
Test Mode	Transmit at 5530MHz by 802.11ac-VHT80	Test Voltage	AC 120V/60Hz

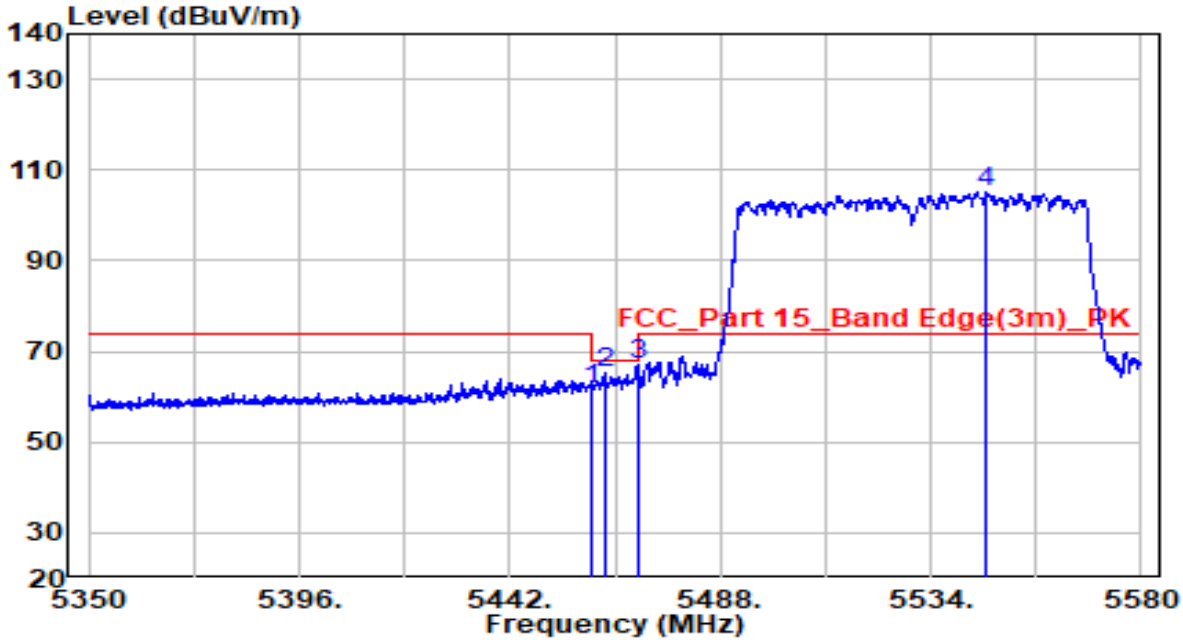

No		Frequency (MHz)	Reading (dBuV)	C.F (dB/m)	Measurement (dBuV/m)	Margin (dB)	Limit (dBuV/m)	Remark (QP/PK/AV)
1		5460.000	57.15	4.70	61.85	-6.35	68.20	Peak
2		5462.815	60.40	4.71	65.11	-3.09	68.20	Peak
3		5470.000	62.60	4.72	67.32	-0.88	68.20	Peak
4	*	5546.305	100.06	4.94	105.00	N/A	N/A	Peak

Note:

1. " *", means this data is the worst emission level.
2. C.F (Correction Factor) = Antenna Factor (dB/m) + Cable Loss (dB)– Preamplifier(dB) + 23dB Attenuation.
3. Measurement(dBuV/m) = Reading(dBuV) + C.F (Correction Factor).

EUT	AXE5400 Tri-Band Wi-Fi 6E Router	Date of Test	2021-10-17
Factor	BBHA 9120D (1GHz~18GHz)	Temp. / Humidity	23°C/57%
Polarity	Vertical	Site / Test Engineer	AC1/Jay
Test Mode	Transmit at 5530MHz by 802.11ac-VHT80	Test Voltage	AC 120V/60Hz

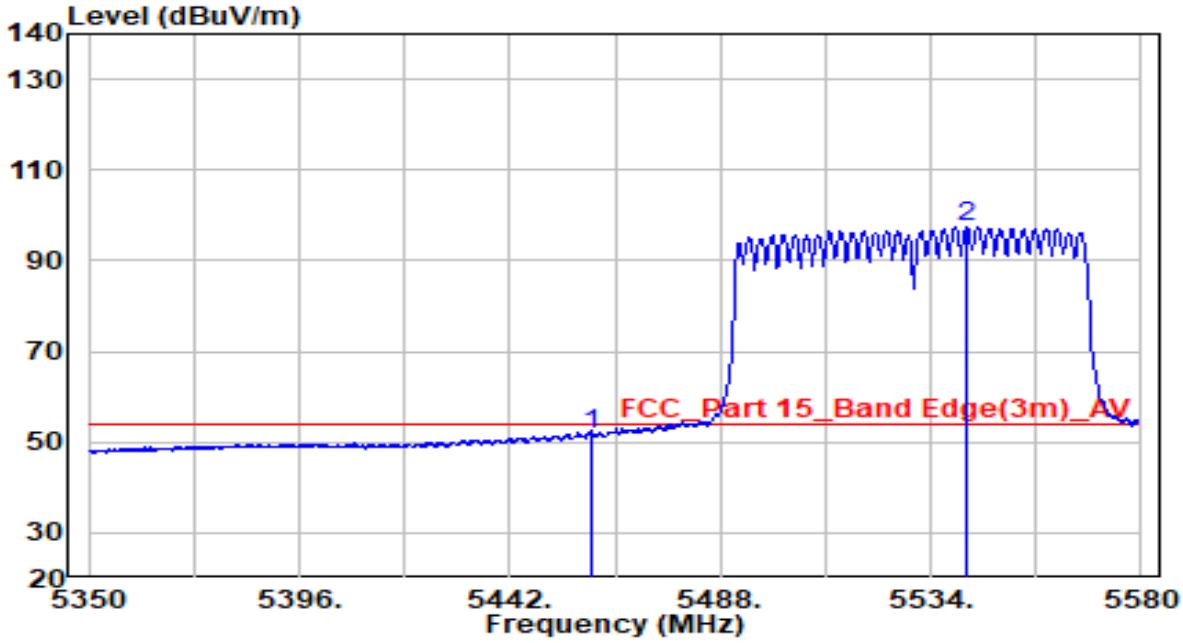

No		Frequency (MHz)	Reading (dBuV)	C.F (dB/m)	Measurement (dBuV/m)	Margin (dB)	Limit (dBuV/m)	Remark (QP/PK/AV)
1		5460.000	47.00	4.70	51.70	-2.30	54.00	Average
2	*	5542.050	92.40	4.92	97.32	N/A	N/A	Average

Note:

1. " *", means this data is the worst emission level.
2. C.F (Correction Factor) = Antenna Factor (dB/m) + Cable Loss (dB)– Preamplifier(dB) + 23dB Attenuation.
3. Measurement(dBuV/m) = Reading(dBuV) + C.F (Correction Factor).

EUT	AXE5400 Tri-Band Wi-Fi 6E Router	Date of Test	2021-10-17
Factor	BBHA 9120D (1GHz~18GHz)	Temp. / Humidity	23°C/57%
Polarity	Horizontal	Site / Test Engineer	AC1/Jay
Test Mode	Transmit at 5610MHz by 802.11ac-VHT80	Test Voltage	AC 120V/60Hz

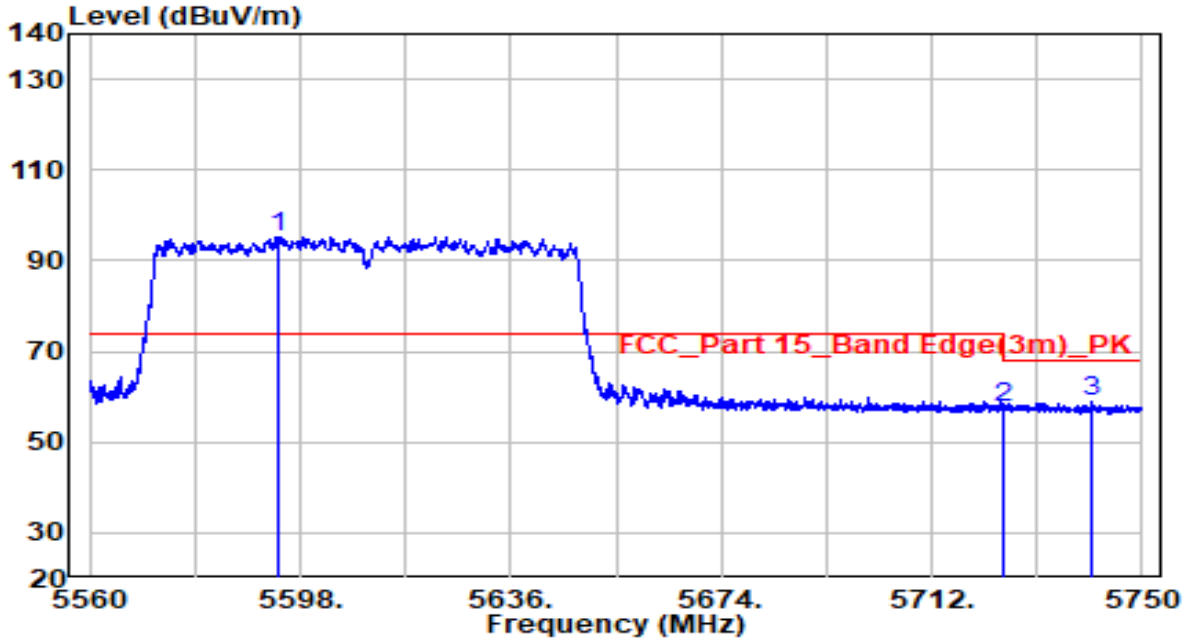

No		Frequency (MHz)	Reading (dBuV)	C.F (dB/m)	Measurement (dBuV/m)	Margin (dB)	Limit (dBuV/m)	Remark (QP/PK/AV)
1	*	5593.820	90.26	5.11	95.37	N/A	N/A	Peak
2		5725.000	51.97	5.59	57.56	-10.64	68.20	Peak
3		5740.975	53.19	5.65	58.84	-9.36	68.20	Peak

Note:

1. " *", means this data is the worst emission level.
2. C.F (Correction Factor) = Antenna Factor (dB/m) + Cable Loss (dB)– Preamplifier(dB) + 23dB Attenuation.
3. Measurement(dBuV/m) = Reading(dBuV) + C.F (Correction Factor).

EUT	AXE5400 Tri-Band Wi-Fi 6E Router	Date of Test	2021-10-17
Factor	BBHA 9120D (1GHz~18GHz)	Temp. / Humidity	23°C/57%
Polarity	Vertical	Site / Test Engineer	AC1/Jay
Test Mode	Transmit at 5610MHz by 802.11ac-VHT80	Test Voltage	AC 120V/60Hz

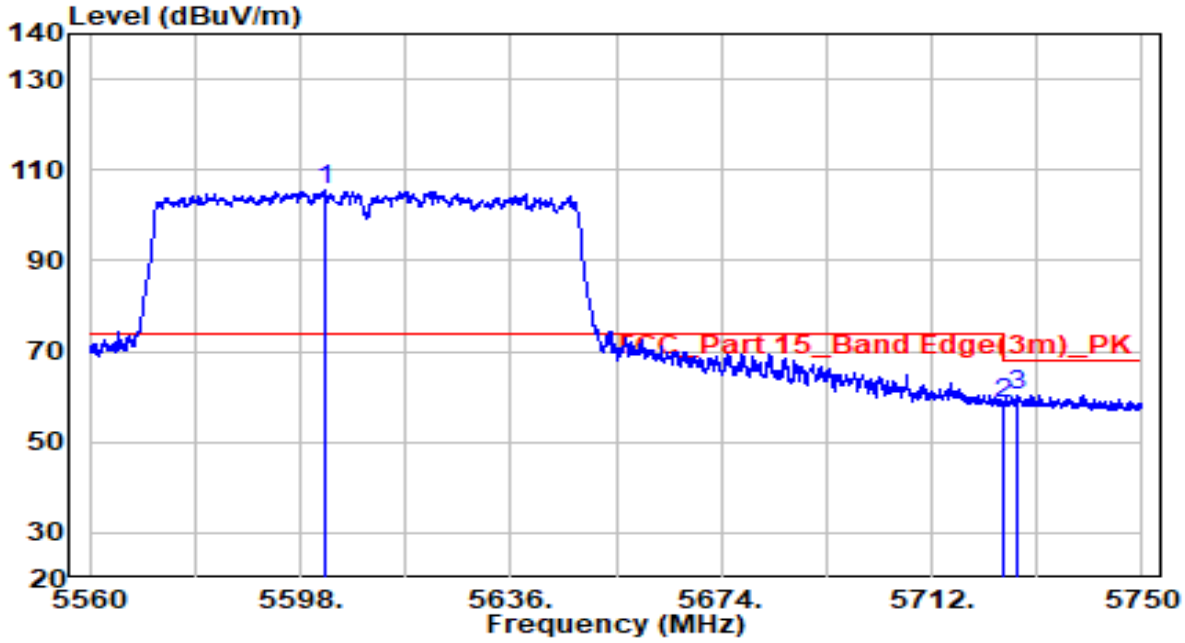

No		Frequency (MHz)	Reading (dBuV)	C.F (dB/m)	Measurement (dBuV/m)	Margin (dB)	Limit (dBuV/m)	Remark (QP/PK/AV)
1	*	5602.275	100.41	5.14	105.55	N/A	N/A	Peak
2		5725.000	53.04	5.59	58.63	-9.57	68.20	Peak
3		5727.580	54.76	5.60	60.36	-7.84	68.20	Peak

Note:

1. " *", means this data is the worst emission level.
2. C.F (Correction Factor) = Antenna Factor (dB/m) + Cable Loss (dB)– Preamplifier(dB) + 23dB Attenuation.
3. Measurement(dBuV/m) = Reading(dBuV) + C.F (Correction Factor).

EUT	AXE5400 Tri-Band Wi-Fi 6E Router	Date of Test	2021-11-05
Factor	BBHA 9120D (1GHz~18GHz)	Temp. / Humidity	23°C/57%
Polarity	Horizontal	Site / Test Engineer	AC1 / Jay
Test Mode	Transmit at 5775MHz by 802.11ac-VHT80	Test Voltage	AC 120V/60Hz

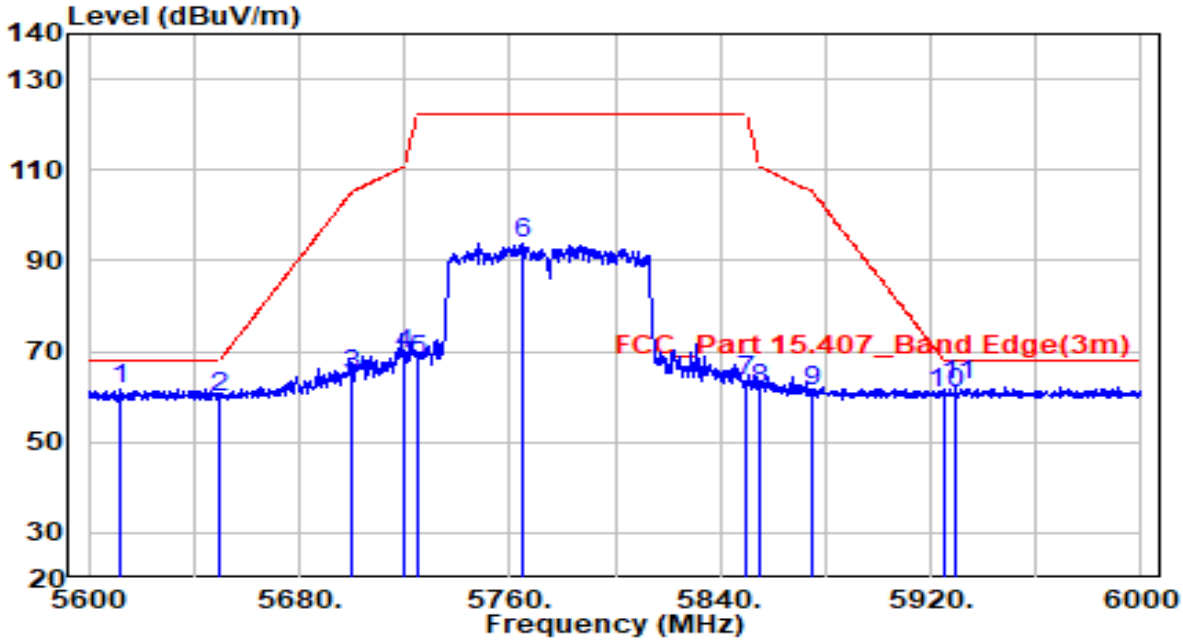

No		Frequency (MHz)	Reading (dBuV)	C.F (dB/m)	Measurement (dBuV/m)	Margin (dB)	Limit (dBuV/m)	Remark (QP/PK/AV)
1		5612.200	56.42	5.18	61.60	-6.60	68.20	Peak
2		5650.000	54.57	5.32	59.88	-8.32	68.20	Peak
3		5700.000	59.11	5.50	64.61	-40.59	105.20	Peak
4		5720.000	63.66	5.57	69.23	-41.57	110.80	Peak
5		5725.000	62.62	5.59	68.20	-54.00	122.20	Peak
6		5765.400	88.05	5.74	93.79	N/A	N/A	Peak
7		5850.000	57.39	6.04	63.43	-58.77	122.20	Peak
8		5855.000	55.69	6.06	61.75	-49.05	110.80	Peak
9		5875.000	54.89	6.13	61.03	-44.17	105.20	Peak
10		5925.000	54.23	6.32	60.55	-7.65	68.20	Peak
11	*	5929.600	56.17	6.33	62.51	-5.69	68.20	Peak

Note:

1. " *", means this data is the worst emission level.
2. C.F (Correction Factor) = Antenna Factor (dB/m) + Cable Loss (dB)– Preamplifier(dB) + 23dB Attenuation.
3. Measurement(dBuV/m) = Reading(dBuV) + C.F (Correction Factor).

EUT	AXE5400 Tri-Band Wi-Fi 6E Router	Date of Test	2021-11-05
Factor	BBHA 9120D (1GHz~18GHz)	Temp. / Humidity	23°C/57%
Polarity	Vertical	Site / Test Engineer	AC1 / Jay
Test Mode	Transmit at 5775MHz by 802.11ac-VHT80	Test Voltage	AC 120V/60Hz

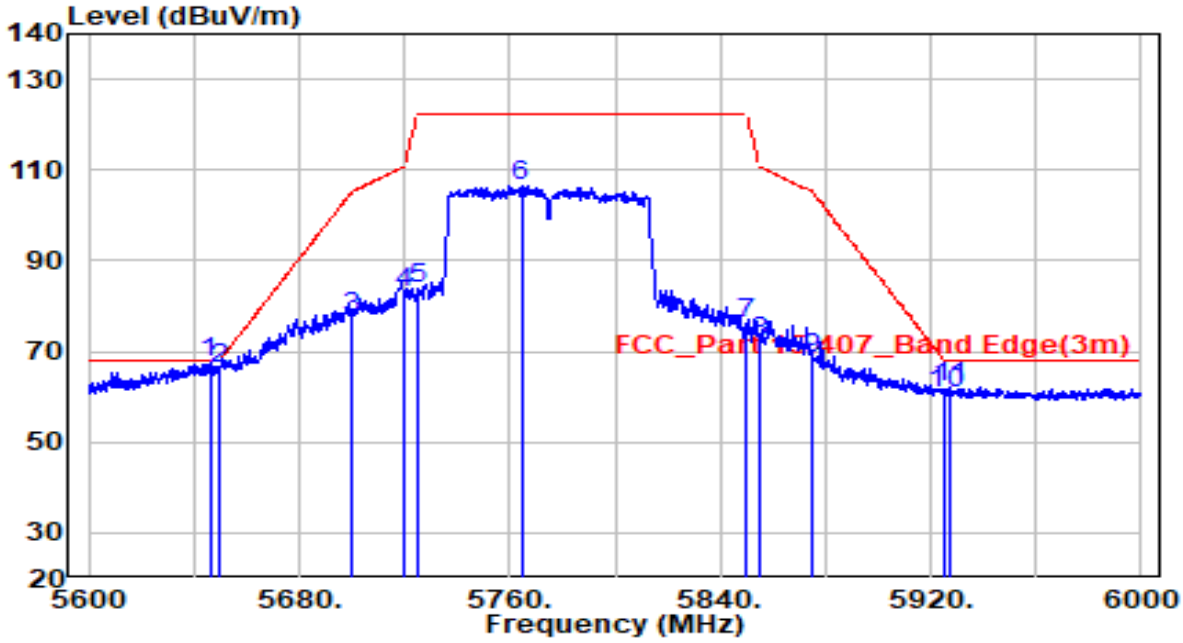

No		Frequency (MHz)	Reading (dBuV)	C.F (dB/m)	Measurement (dBuV/m)	Margin (dB)	Limit (dBuV/m)	Remark (QP/PK/AV)
1	*	5646.000	62.05	5.30	67.35	-0.85	68.20	Peak
2		5650.000	60.94	5.32	66.26	-1.94	68.20	Peak
3		5700.000	72.17	5.50	77.67	-27.53	105.20	Peak
4		5720.000	77.17	5.57	82.74	-28.06	110.80	Peak
5		5725.000	78.25	5.59	83.84	-38.36	122.20	Peak
6		5764.400	100.98	5.73	106.71	N/A	N/A	Peak
7		5850.000	70.04	6.04	76.08	-46.12	122.20	Peak
8		5855.000	65.95	6.06	72.01	-38.79	110.80	Peak
9		5875.000	62.37	6.13	68.50	-36.70	105.20	Peak
10		5925.000	54.36	6.32	60.68	-7.52	68.20	Peak
11		5927.400	55.66	6.33	61.99	-6.21	68.20	Peak

Note:

1. " *", means this data is the worst emission level.
2. C.F (Correction Factor) = Antenna Factor (dB/m) + Cable Loss (dB)– Preamplifier(dB) + 23dB Attenuation.
3. Measurement(dBuV/m) = Reading(dBuV) + C.F (Correction Factor).

EUT	AXE5400 Tri-Band Wi-Fi 6E Router	Date of Test	2021-10-17
Factor	BBHA 9120D (1GHz~18GHz)	Temp. / Humidity	23°C/57%
Polarity	Horizontal	Site / Test Engineer	AC1/Jay
Test Mode	Transmit at 5250MHz by 802.11ac-VHT160	Test Voltage	AC 120V/60Hz

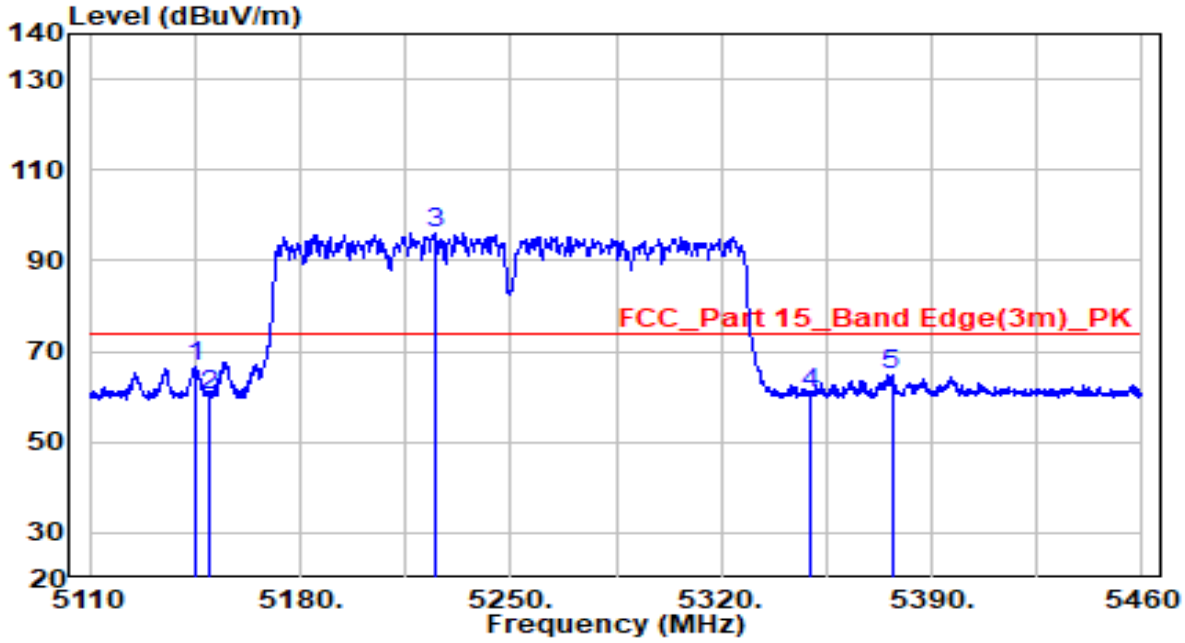

No		Frequency (MHz)	Reading (dBuV)	C.F (dB/m)	Measurement (dBuV/m)	Margin (dB)	Limit (dBuV/m)	Remark (QP/PK/AV)
1		5145.350	62.37	4.19	66.56	-7.44	74.00	Peak
2		5150.000	56.15	4.20	60.35	-13.65	74.00	Peak
3	*	5224.975	91.75	4.32	96.07	N/A	N/A	Peak
4		5350.000	56.21	4.52	60.74	-13.26	74.00	Peak
5		5376.700	60.48	4.57	65.05	-8.95	74.00	Peak

Note:

1. " *", means this data is the worst emission level.
2. C.F (Correction Factor) = Antenna Factor (dB/m) + Cable Loss (dB)– Preamplifier(dB) + 23dB Attenuation.
3. Measurement(dBuV/m) = Reading(dBuV) + C.F (Correction Factor).

EUT	AXE5400 Tri-Band Wi-Fi 6E Router	Date of Test	2021-10-17
Factor	BBHA 9120D (1GHz~18GHz)	Temp. / Humidity	23°C/57%
Polarity	Horizontal	Site / Test Engineer	AC1/Jay
Test Mode	Transmit at 5250MHz by 802.11ac-VHT160	Test Voltage	AC 120V/60Hz

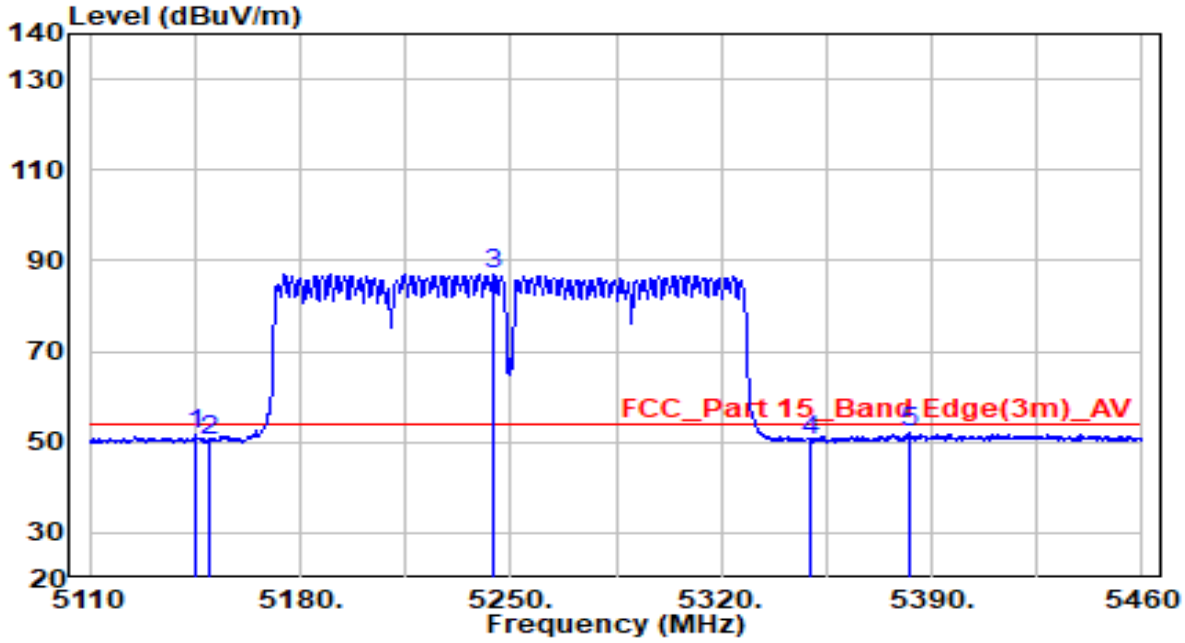

No		Frequency (MHz)	Reading (dBuV)	C.F (dB/m)	Measurement (dBuV/m)	Margin (dB)	Limit (dBuV/m)	Remark (QP/PK/AV)
1		5145.175	47.47	4.19	51.66	-2.34	54.00	Average
2		5150.000	46.19	4.20	50.38	-3.62	54.00	Average
3	*	5244.400	82.64	4.35	86.99	N/A	N/A	Average
4		5350.000	45.85	4.52	50.37	-3.63	54.00	Average
5		5382.475	47.65	4.58	52.23	-1.77	54.00	Average

Note:

1. " *", means this data is the worst emission level.
2. C.F (Correction Factor) = Antenna Factor (dB/m) + Cable Loss (dB)– Preamplifier(dB) + 23dB Attenuation.
3. Measurement(dBuV/m) = Reading(dBuV) + C.F (Correction Factor).

EUT	AXE5400 Tri-Band Wi-Fi 6E Router	Date of Test	2021-10-17
Factor	BBHA 9120D (1GHz~18GHz)	Temp. / Humidity	23°C/57%
Polarity	Vertical	Site / Test Engineer	AC1/Jay
Test Mode	Transmit at 5250MHz by 802.11ac-VHT160	Test Voltage	AC 120V/60Hz

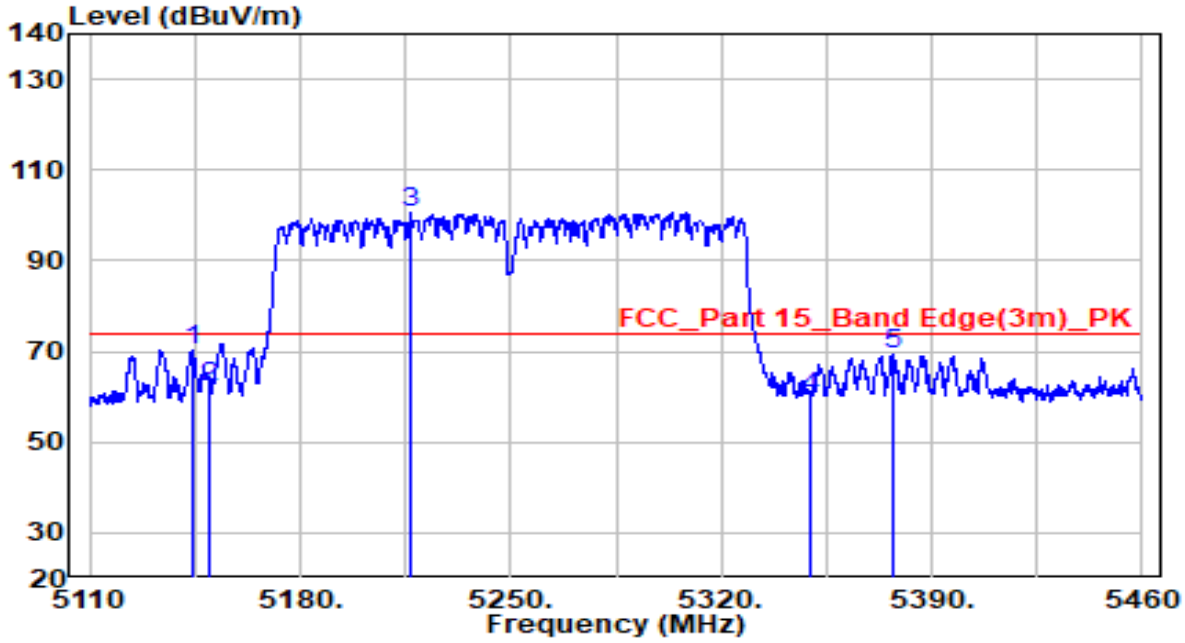

No		Frequency (MHz)	Reading (dBuV)	C.F (dB/m)	Measurement (dBuV/m)	Margin (dB)	Limit (dBuV/m)	Remark (QP/PK/AV)
1		5143.950	65.99	4.19	70.18	-3.82	74.00	Peak
2		5150.000	58.08	4.20	62.28	-11.72	74.00	Peak
3	*	5216.750	96.51	4.31	100.82	N/A	N/A	Peak
4		5350.000	55.28	4.52	59.81	-14.19	74.00	Peak
5		5377.225	65.00	4.57	69.57	-4.43	74.00	Peak

Note:

1. " *", means this data is the worst emission level.
2. C.F (Correction Factor) = Antenna Factor (dB/m) + Cable Loss (dB)– Preamplifier(dB) + 23dB Attenuation.
3. Measurement(dBuV/m) = Reading(dBuV) + C.F (Correction Factor).

EUT	AXE5400 Tri-Band Wi-Fi 6E Router	Date of Test	2021-10-17
Factor	BBHA 9120D (1GHz~18GHz)	Temp. / Humidity	23°C/57%
Polarity	Vertical	Site / Test Engineer	AC1/Jay
Test Mode	Transmit at 5250MHz by 802.11ac-VHT160	Test Voltage	AC 120V/60Hz

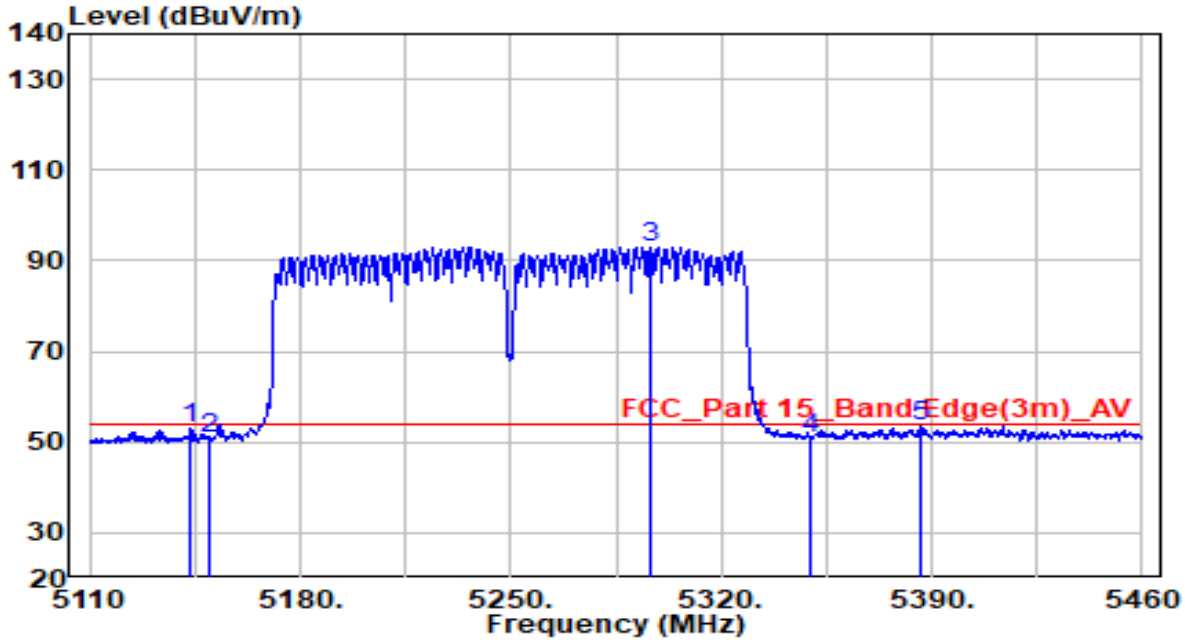

No		Frequency (MHz)	Reading (dBuV)	C.F (dB/m)	Measurement (dBuV/m)	Margin (dB)	Limit (dBuV/m)	Remark (QP/PK/AV)
1		5143.600	48.85	4.19	53.04	-0.96	54.00	Average
2		5150.075	46.46	4.20	50.65	-3.35	54.00	Average
3	*	5296.550	88.65	4.44	93.09	N/A	N/A	Average
4		5350.000	46.49	4.52	51.01	-2.99	54.00	Average
5		5386.150	48.90	4.58	53.48	-0.52	54.00	Average

Note:

1. " *", means this data is the worst emission level.
2. C.F (Correction Factor) = Antenna Factor (dB/m) + Cable Loss (dB)– Preamplifier(dB) + 23dB Attenuation.
3. Measurement(dBuV/m) = Reading(dBuV) + C.F (Correction Factor).

EUT	AXE5400 Tri-Band Wi-Fi 6E Router	Date of Test	2021-10-17
Factor	BBHA 9120D (1GHz~18GHz)	Temp. / Humidity	23°C/57%
Polarity	Horizontal	Site / Test Engineer	AC1/Jay
Test Mode	Transmit at 5570MHz by 802.11ac-VHT160	Test Voltage	AC 120V/60Hz

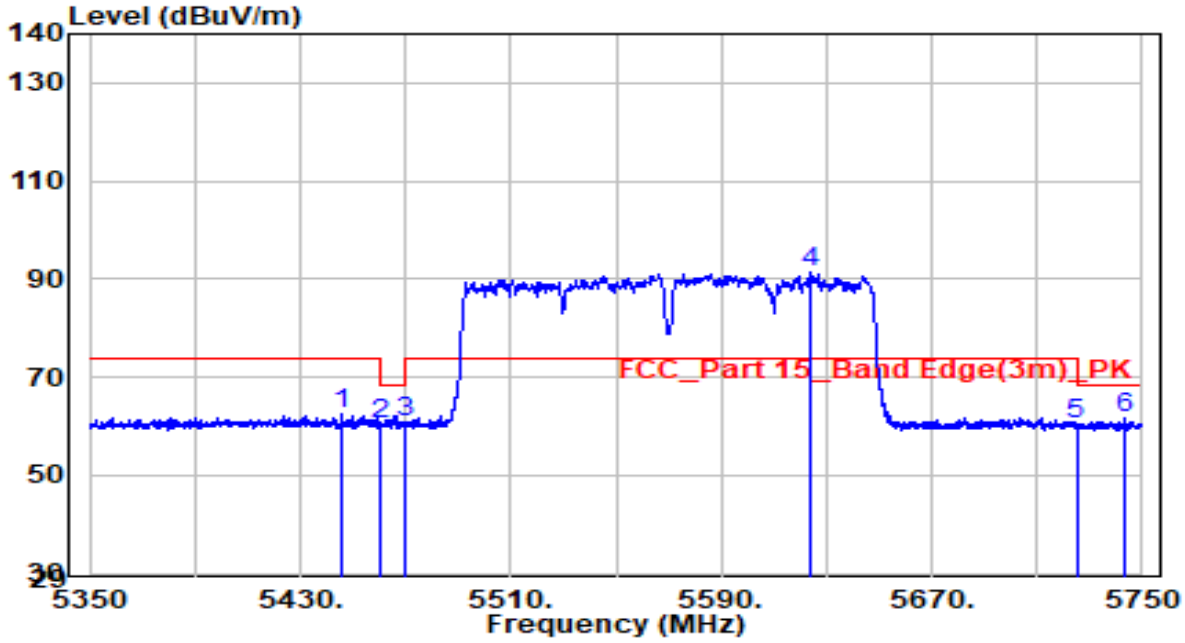

No		Frequency (MHz)	Reading (dBuV)	C.F (dB/m)	Measurement (dBuV/m)	Margin (dB)	Limit (dBuV/m)	Remark (QP/PK/AV)
1		5445.800	57.99	4.68	62.67	-11.33	74.00	Peak
2		5460.000	55.59	4.70	60.30	-7.90	68.20	Peak
3		5470.000	56.01	4.72	60.73	-7.47	68.20	Peak
4	*	5623.600	86.11	5.22	91.33	N/A	N/A	Peak
5		5725.000	55.00	5.59	60.59	-7.61	68.20	Peak
6		5743.400	55.86	5.66	61.52	-6.68	68.20	Peak

Note:

1. " *", means this data is the worst emission level.
2. C.F (Correction Factor) = Antenna Factor (dB/m) + Cable Loss (dB)– Preamplifier(dB) + 23dB Attenuation.
3. Measurement(dBuV/m) = Reading(dBuV) + C.F (Correction Factor).

EUT	AXE5400 Tri-Band Wi-Fi 6E Router	Date of Test	2021-10-17
Factor	BBHA 9120D (1GHz~18GHz)	Temp. / Humidity	23°C/57%
Polarity	Horizontal	Site / Test Engineer	AC1/Jay
Test Mode	Transmit at 5570MHz by 802.11ac-VHT160	Test Voltage	AC 120V/60Hz

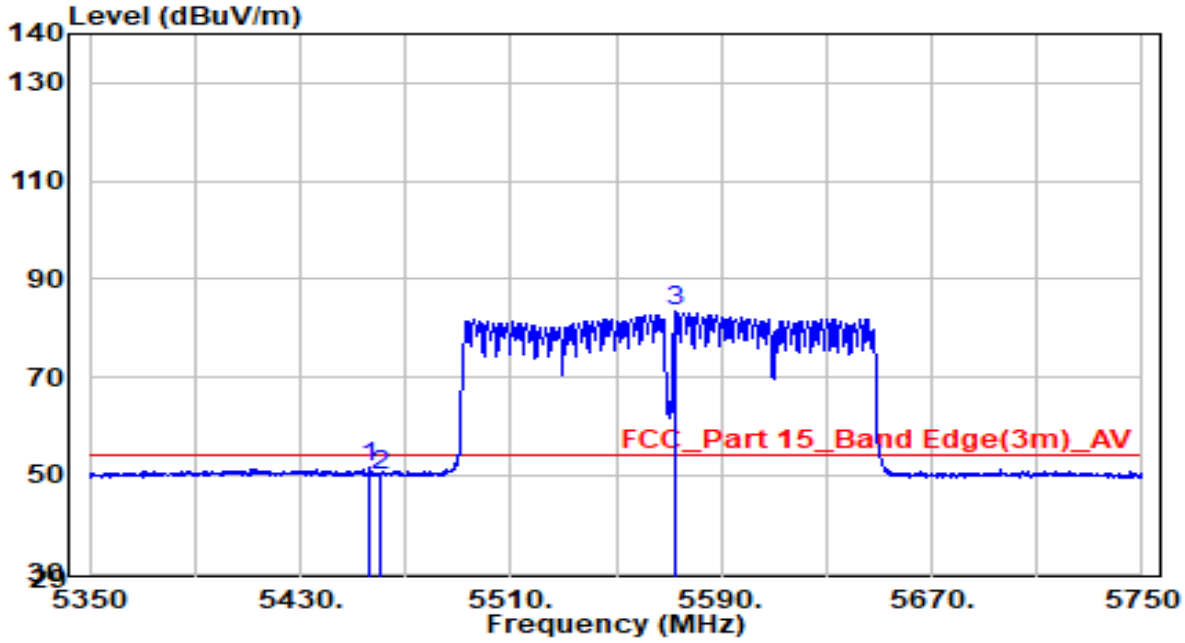

No		Frequency (MHz)	Reading (dBuV)	C.F (dB/m)	Measurement (dBuV/m)	Margin (dB)	Limit (dBuV/m)	Remark (QP/PK/AV)
1		5456.000	46.72	4.70	51.42	-2.58	54.00	Average
2		5460.000	45.21	4.70	49.91	-4.09	54.00	Average
3	*	5573.000	78.21	5.04	83.25	N/A	N/A	Average

Note:

1. " *", means this data is the worst emission level.
2. C.F (Correction Factor) = Antenna Factor (dB/m) + Cable Loss (dB)– Preamplifier(dB) + 23dB Attenuation.
3. Measurement(dBuV/m) = Reading(dBuV) + C.F (Correction Factor).

EUT	AXE5400 Tri-Band Wi-Fi 6E Router	Date of Test	2021-10-17
Factor	BBHA 9120D (1GHz~18GHz)	Temp. / Humidity	23°C/57%
Polarity	Vertical	Site / Test Engineer	AC1/Jay
Test Mode	Transmit at 5570MHz by 802.11ac-VHT160	Test Voltage	AC 120V/60Hz

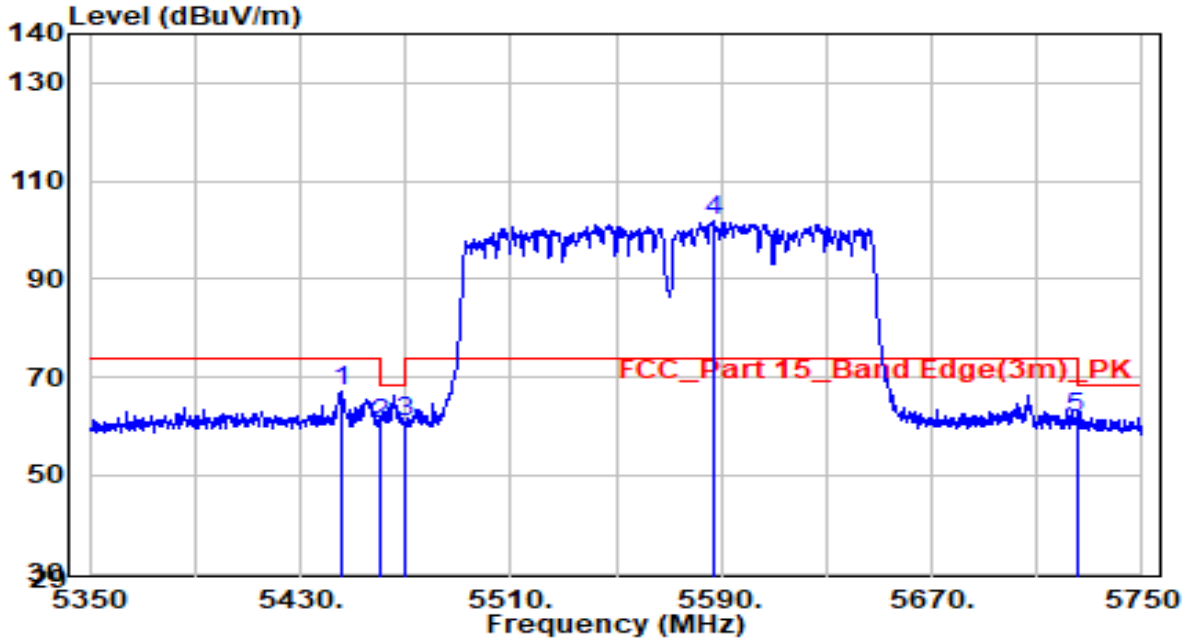

No		Frequency (MHz)	Reading (dBuV)	C.F (dB/m)	Measurement (dBuV/m)	Margin (dB)	Limit (dBuV/m)	Remark (QP/PK/AV)
1		5445.400	62.43	4.68	67.11	-6.89	74.00	Peak
2		5460.000	55.70	4.70	60.41	-7.79	68.20	Peak
3		5470.000	55.93	4.72	60.66	-7.54	68.20	Peak
4	*	5587.000	96.67	5.09	101.76	N/A	N/A	Peak
5		5725.000	56.04	5.59	61.63	-6.57	68.20	Peak

Note:

1. " *", means this data is the worst emission level.
2. C.F (Correction Factor) = Antenna Factor (dB/m) + Cable Loss (dB)– Preamplifier(dB) + 23dB Attenuation.
3. Measurement(dBuV/m) = Reading(dBuV) + C.F (Correction Factor).

EUT	AXE5400 Tri-Band Wi-Fi 6E Router	Date of Test	2021-10-17
Factor	BBHA 9120D (1GHz~18GHz)	Temp. / Humidity	23°C/57%
Polarity	Vertical	Site / Test Engineer	AC1/Jay
Test Mode	Transmit at 5570MHz by 802.11ac-VHT160	Test Voltage	AC 120V/60Hz

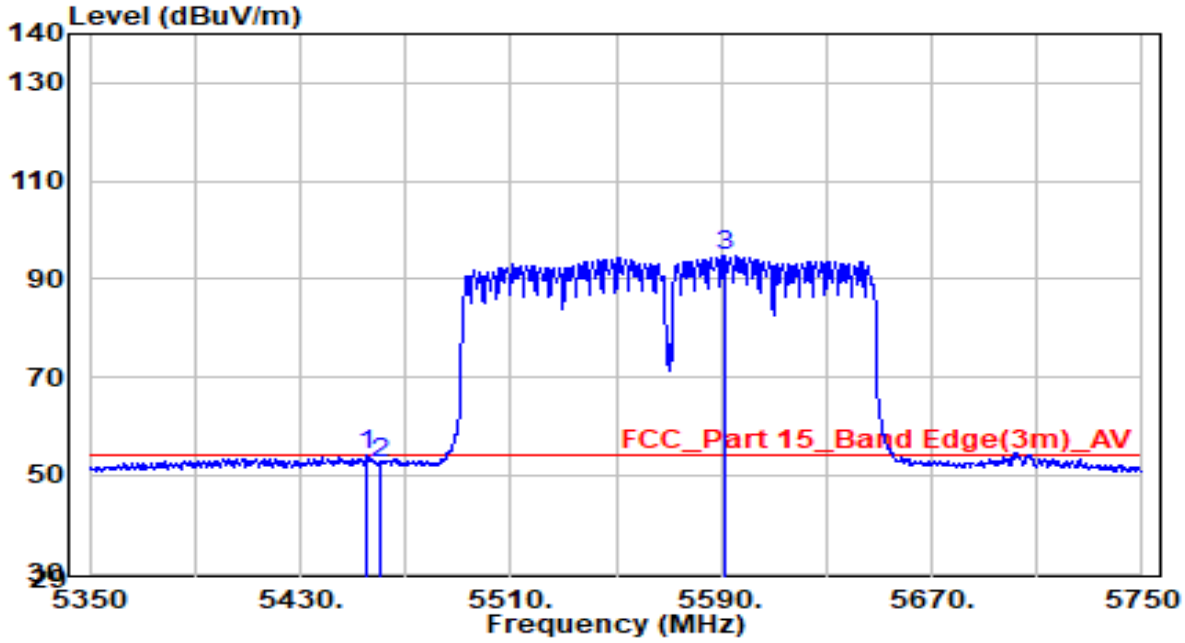

No		Frequency (MHz)	Reading (dBuV)	C.F (dB/m)	Measurement (dBuV/m)	Margin (dB)	Limit (dBuV/m)	Remark (QP/PK/AV)
1		5455.200	49.25	4.70	53.95	-0.05	54.00	Average
2		5460.000	47.57	4.70	52.27	-1.73	54.00	Average
3	*	5591.000	89.78	5.10	94.88	N/A	N/A	Average

Note:

1. " *", means this data is the worst emission level.
2. C.F (Correction Factor) = Antenna Factor (dB/m) + Cable Loss (dB)– Preamplifier(dB) + 23dB Attenuation.
3. Measurement(dBuV/m) = Reading(dBuV) + C.F (Correction Factor).

EUT	AXE5400 Tri-Band Wi-Fi 6E Router	Date of Test	2021-11-05
Factor	BBHA 9120D (1GHz~18GHz)	Temp. / Humidity	23°C/57%
Polarity	Horizontal	Site / Test Engineer	AC1/Jay
Test Mode	Transmit at 5180MHz by 802.11ax-HE20	Test Voltage	AC 120V/60Hz

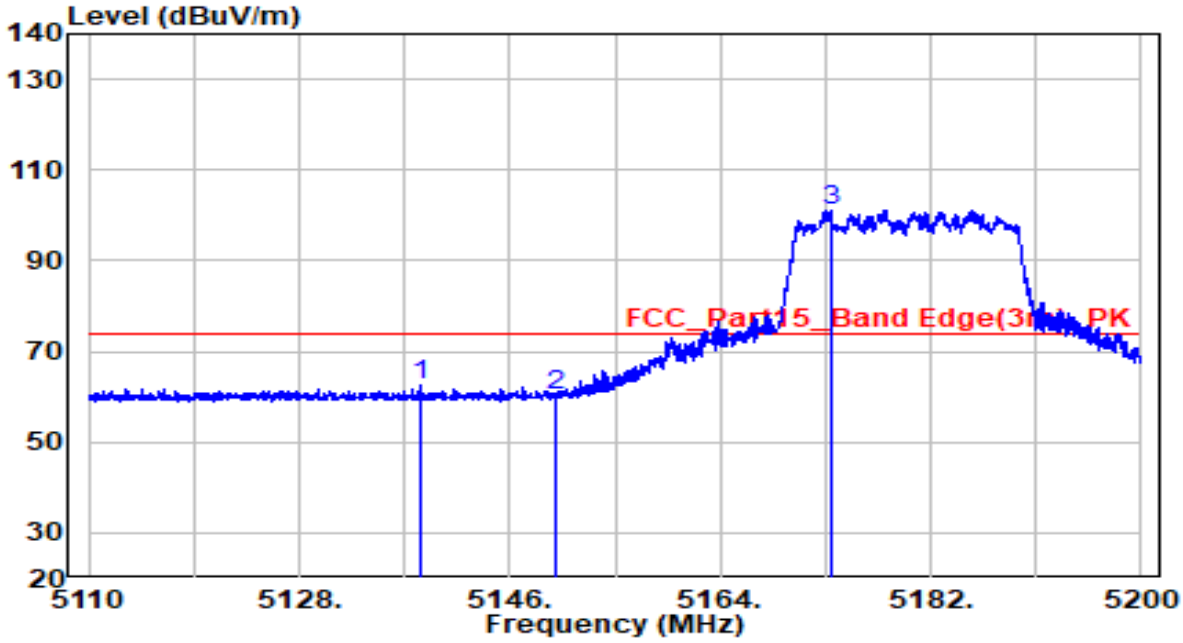

No		Frequency (MHz)	Reading (dBuV)	C.F (dB/m)	Measurement (dBuV/m)	Margin (dB)	Limit (dBuV/m)	Remark (QP/PK/AV)
1		5138.350	58.24	4.18	62.42	-11.58	74.00	Peak
2		5150.000	56.13	4.20	60.33	-13.67	74.00	Peak
3	*	5173.450	96.88	4.23	101.11	N/A	N/A	Peak

Note:

1. " *", means this data is the worst emission level.
2. C.F (Correction Factor) = Antenna Factor (dB/m) + Cable Loss (dB)– Preamplifier(dB) + 23dB Attenuation.
3. Measurement(dBuV/m) = Reading(dBuV) + C.F (Correction Factor).

EUT	AXE5400 Tri-Band Wi-Fi 6E Router	Date of Test	2021-11-05
Factor	BBHA 9120D (1GHz~18GHz)	Temp. / Humidity	23°C/57%
Polarity	Horizontal	Site / Test Engineer	AC1/Jay
Test Mode	Transmit at 5180MHz by 802.11ax-HE20	Test Voltage	AC 120V/60Hz

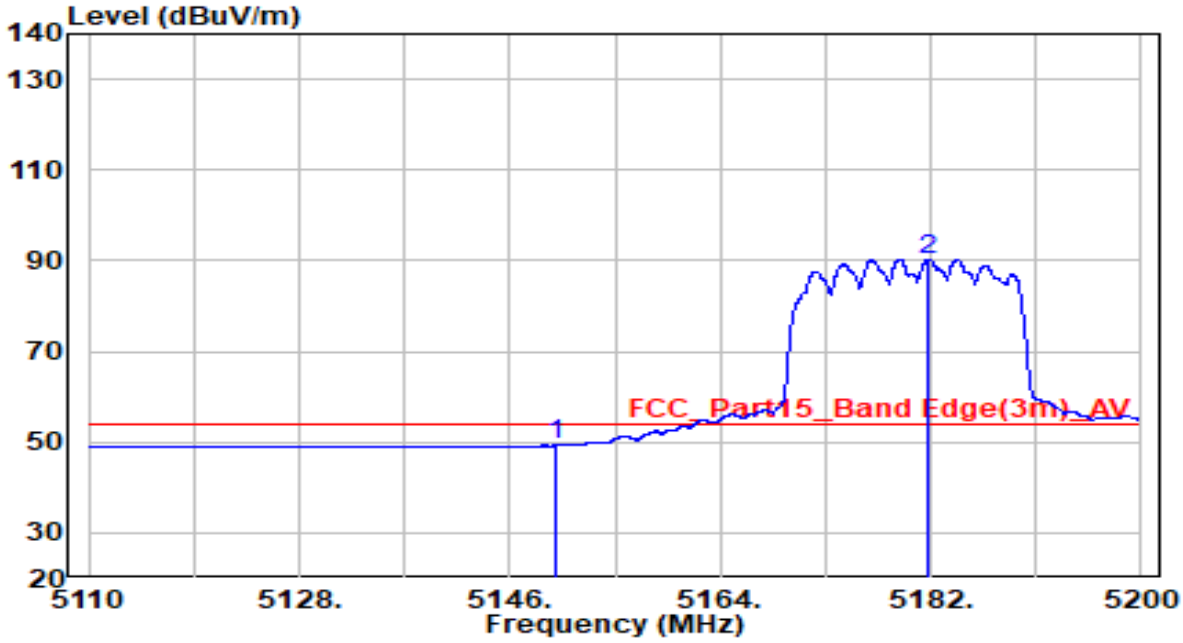

No		Frequency (MHz)	Reading (dBuV)	C.F (dB/m)	Measurement (dBuV/m)	Margin (dB)	Limit (dBuV/m)	Remark (QP/PK/AV)
1		5150.000	45.14	4.20	49.34	-4.66	54.00	Average
2	*	5181.775	86.16	4.25	90.41	N/A	N/A	Average

Note:

1. " *", means this data is the worst emission level.
2. C.F (Correction Factor) = Antenna Factor (dB/m) + Cable Loss (dB)– Preamplifier(dB) + 23dB Attenuation.
3. Measurement(dBuV/m) = Reading(dBuV) + C.F (Correction Factor).

EUT	AXE5400 Tri-Band Wi-Fi 6E Router	Date of Test	2021-11-05
Factor	BBHA 9120D (1GHz~18GHz)	Temp. / Humidity	23°C/57%
Polarity	Vertical	Site / Test Engineer	AC1/Jay
Test Mode	Transmit at 5180MHz by 802.11ax-HE20	Test Voltage	AC 120V/60Hz

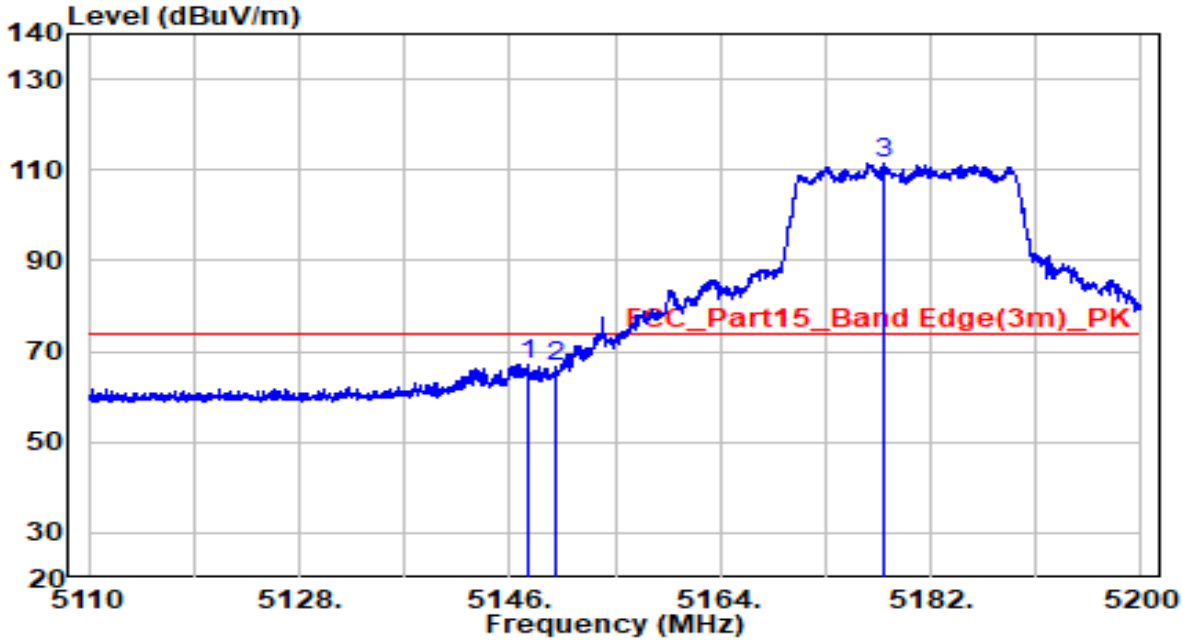

No		Frequency (MHz)	Reading (dBuV)	C.F (dB/m)	Measurement (dBuV/m)	Margin (dB)	Limit (dBuV/m)	Remark (QP/PK/AV)
1		5147.665	63.05	4.19	67.24	-6.76	74.00	Peak
2		5150.000	62.53	4.20	66.72	-7.28	74.00	Peak
3	*	5177.995	107.45	4.24	111.69	N/A	N/A	Peak

Note:

1. " *", means this data is the worst emission level.
2. C.F (Correction Factor) = Antenna Factor (dB/m) + Cable Loss (dB)– Preamplifier(dB) + 23dB Attenuation.
3. Measurement(dBuV/m) = Reading(dBuV) + C.F (Correction Factor).

EUT	AXE5400 Tri-Band Wi-Fi 6E Router	Date of Test	2021-11-05
Factor	BBHA 9120D (1GHz~18GHz)	Temp. / Humidity	23°C/57%
Polarity	Vertical	Site / Test Engineer	AC1/Jay
Test Mode	Transmit at 5180MHz by 802.11ax-HE20	Test Voltage	AC 120V/60Hz

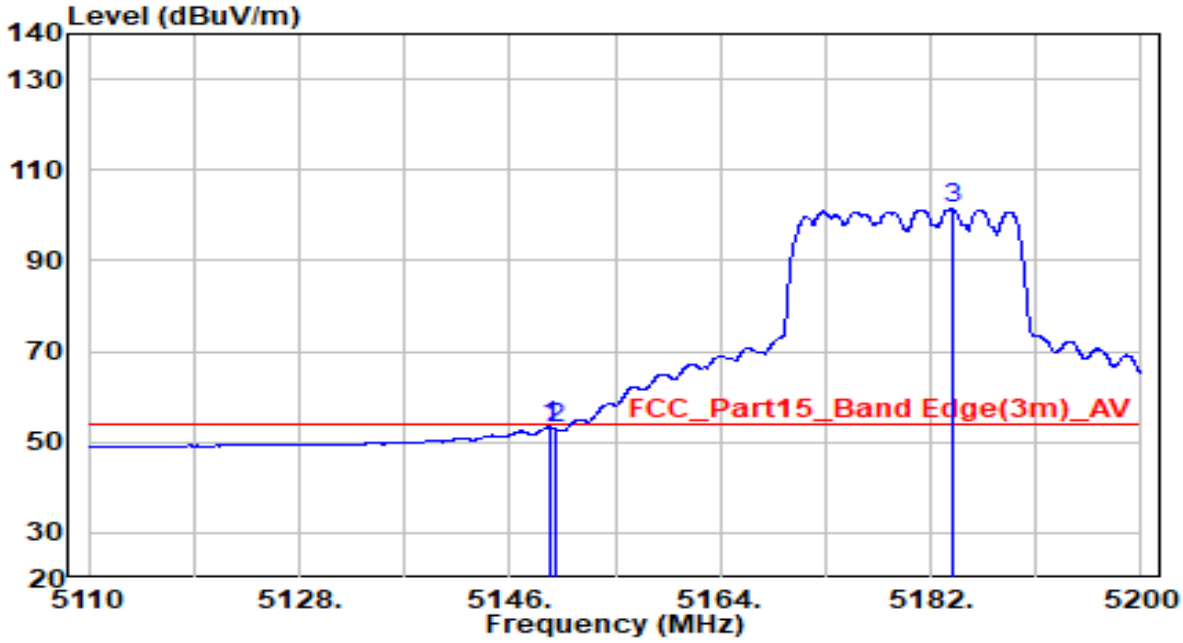

No		Frequency (MHz)	Reading (dBuV)	C.F (dB/m)	Measurement (dBuV/m)	Margin (dB)	Limit (dBuV/m)	Remark (QP/PK/AV)
1		5149.375	49.18	4.19	53.38	-0.62	54.00	Average
2		5150.000	48.65	4.20	52.84	-1.16	54.00	Average
3	*	5183.800	97.06	4.25	101.31	N/A	N/A	Average

Note:

1. " *", means this data is the worst emission level.
2. C.F (Correction Factor) = Antenna Factor (dB/m) + Cable Loss (dB)– Preamplifier(dB) + 23dB Attenuation.
3. Measurement(dBuV/m) = Reading(dBuV) + C.F (Correction Factor).

EUT	AXE5400 Tri-Band Wi-Fi 6E Router	Date of Test	2021-10-17
Factor	BBHA 9120D (1GHz~18GHz)	Temp. / Humidity	23°C/57%
Polarity	Horizontal	Site / Test Engineer	AC1/Jay
Test Mode	Transmit at 5320MHz by 802.11ax-HE20	Test Voltage	AC 120V/60Hz

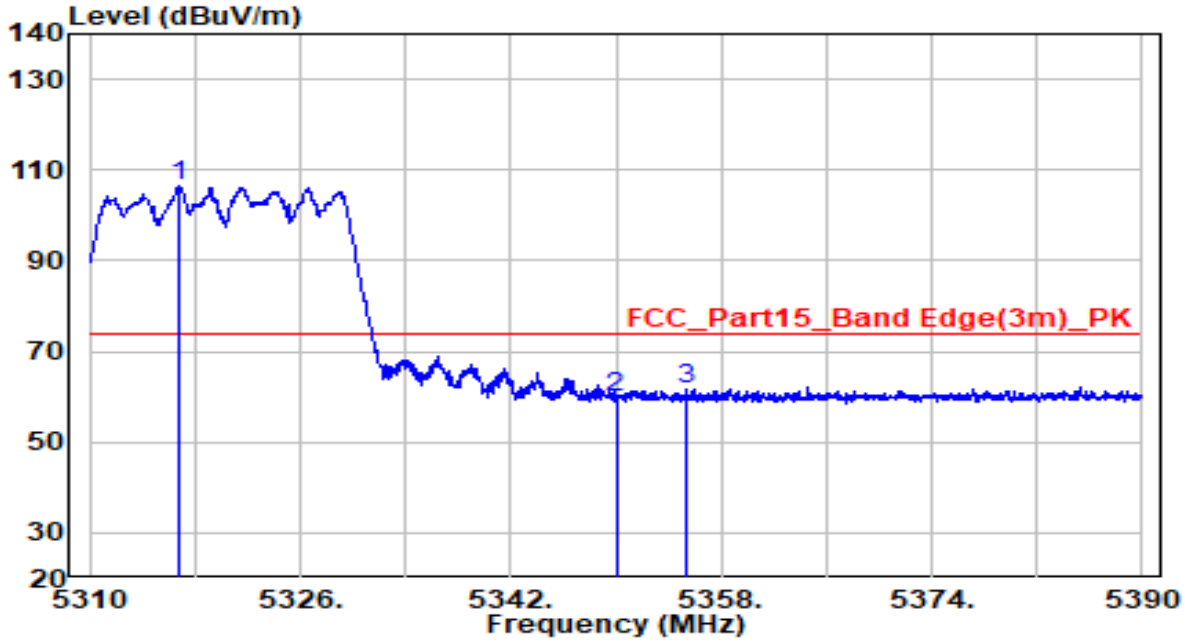

No		Frequency (MHz)	Reading (dBuV)	C.F (dB/m)	Measurement (dBuV/m)	Margin (dB)	Limit (dBuV/m)	Remark (QP/PK/AV)
1	*	5316.815	101.92	4.47	106.39	N/A	N/A	Peak
2		5350.000	55.54	4.52	60.06	-13.94	74.00	Peak
3		5355.362	57.09	4.53	61.62	-12.38	74.00	Peak

Note:

1. " *", means this data is the worst emission level.
2. C.F (Correction Factor) = Antenna Factor (dB/m) + Cable Loss (dB)– Preamplifier(dB) + 23dB Attenuation.
3. Measurement(dBuV/m) = Reading(dBuV) + C.F (Correction Factor).

EUT	AXE5400 Tri-Band Wi-Fi 6E Router	Date of Test	2021-10-17
Factor	BBHA 9120D (1GHz~18GHz)	Temp. / Humidity	23°C/57%
Polarity	Horizontal	Site / Test Engineer	AC1/Jay
Test Mode	Transmit at 5320MHz by 802.11ax-HE20	Test Voltage	AC 120V/60Hz

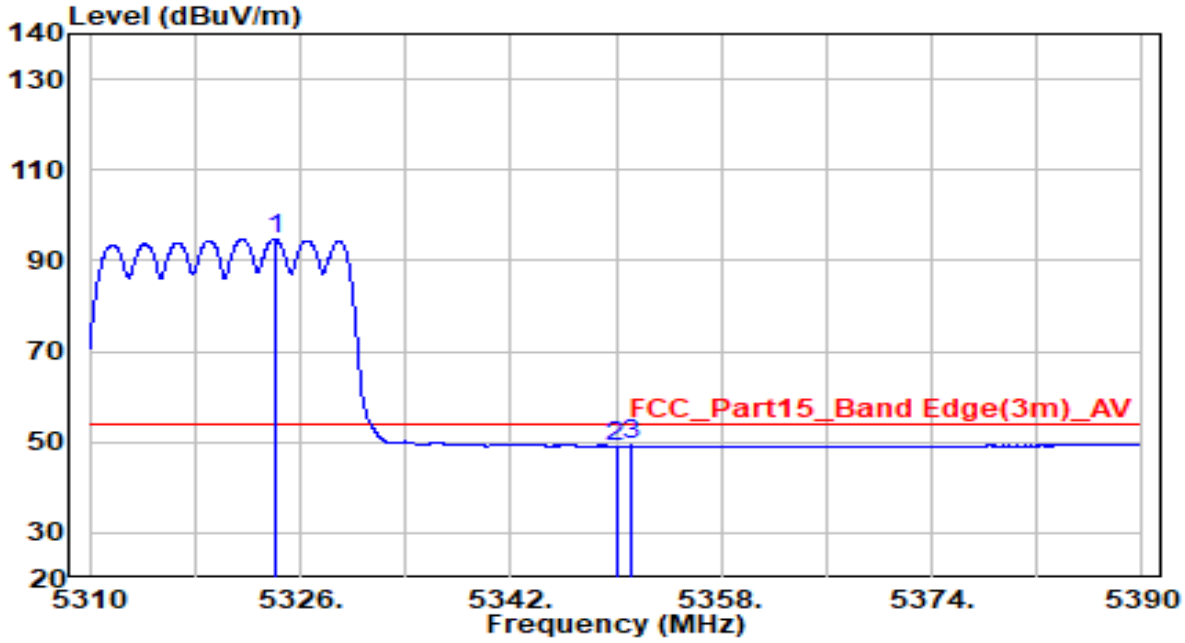

No		Frequency (MHz)	Reading (dBuV)	C.F (dB/m)	Measurement (dBuV/m)	Margin (dB)	Limit (dBuV/m)	Remark (QP/PK/AV)
1	*	5324.040	90.28	4.48	94.76	N/A	N/A	Average
2		5350.000	44.57	4.52	49.09	-4.91	54.00	Average
3		5351.197	44.68	4.53	49.21	-4.79	54.00	Average

Note:

1. " *", means this data is the worst emission level.
2. C.F (Correction Factor) = Antenna Factor (dB/m) + Cable Loss (dB)– Preamplifier(dB) + 23dB Attenuation.
3. Measurement(dBuV/m) = Reading(dBuV) + C.F (Correction Factor).

EUT	AXE5400 Tri-Band Wi-Fi 6E Router	Date of Test	2021-10-17
Factor	BBHA 9120D (1GHz~18GHz)	Temp. / Humidity	23°C/57%
Polarity	Vertical	Site / Test Engineer	AC1/Jay
Test Mode	Transmit at 5320MHz by 802.11ax-HE20	Test Voltage	AC 120V/60Hz

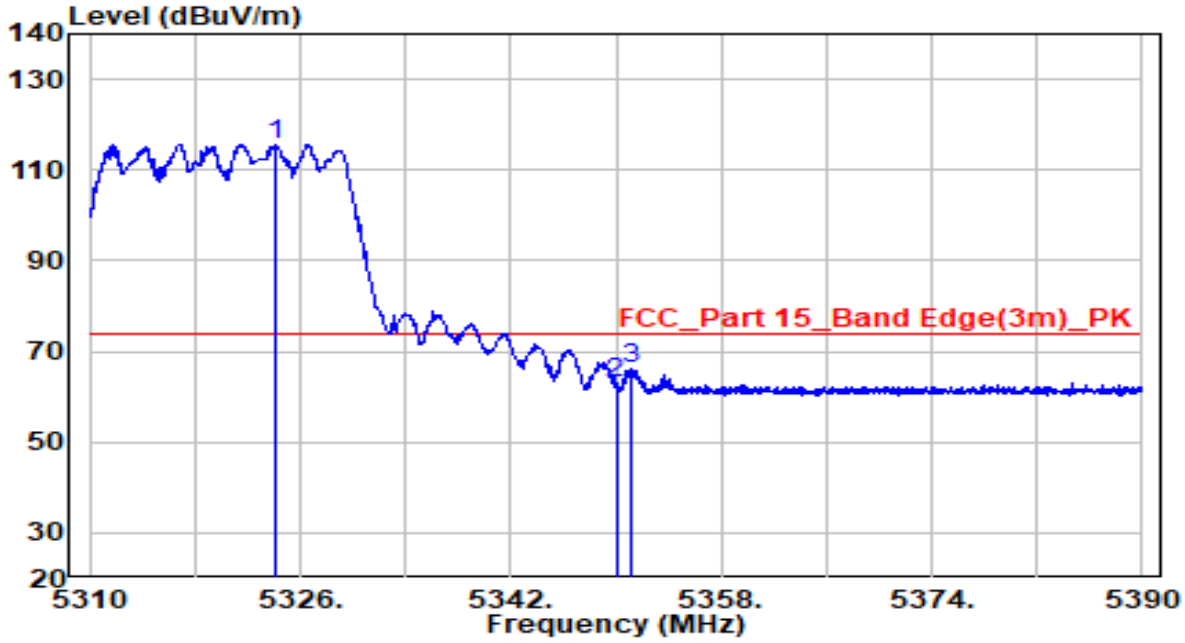

No		Frequency (MHz)	Reading (dBuV)	C.F (dB/m)	Measurement (dBuV/m)	Margin (dB)	Limit (dBuV/m)	Remark (QP/PK/AV)
1	*	5324.040	111.07	4.48	115.55	N/A	N/A	Peak
2		5350.000	58.34	4.52	62.86	-11.14	74.00	Peak
3		5351.155	61.68	4.53	66.21	-7.79	74.00	Peak

Note:

1. " *", means this data is the worst emission level.
2. C.F (Correction Factor) = Antenna Factor (dB/m) + Cable Loss (dB)– Preamplifier(dB) + 23dB Attenuation.
3. Measurement(dBuV/m) = Reading(dBuV) + C.F (Correction Factor).

EUT	AXE5400 Tri-Band Wi-Fi 6E Router	Date of Test	2021-10-17
Factor	BBHA 9120D (1GHz~18GHz)	Temp. / Humidity	23°C/57%
Polarity	Vertical	Site / Test Engineer	AC1/Jay
Test Mode	Transmit at 5320MHz by 802.11ax-HE20	Test Voltage	AC 120V/60Hz

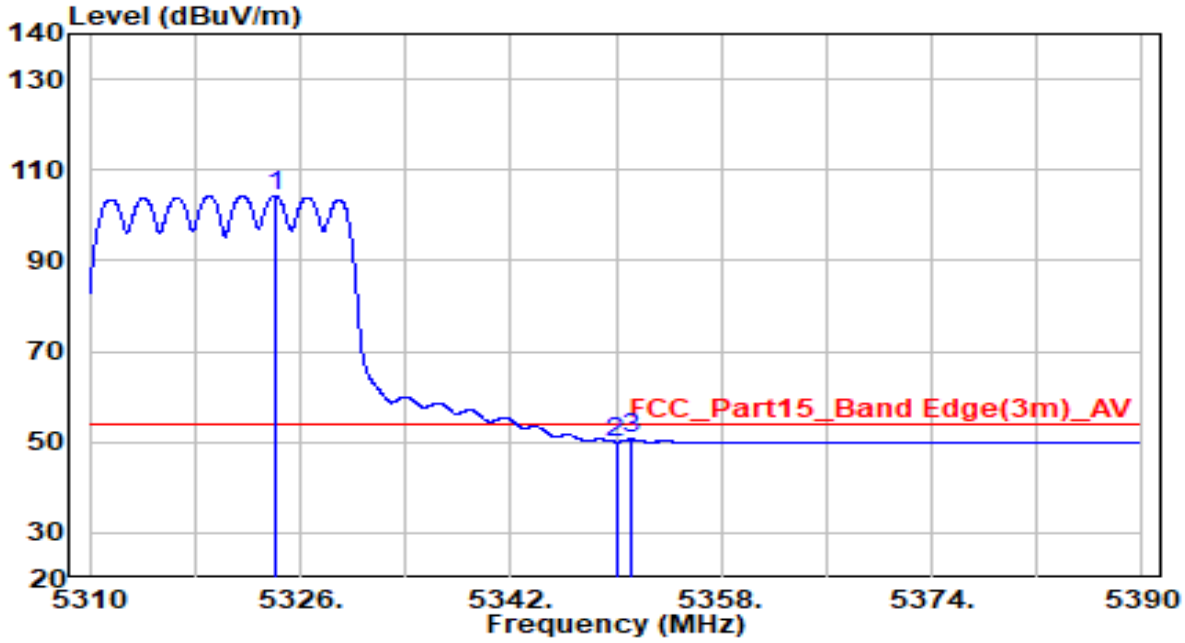

No		Frequency (MHz)	Reading (dBuV)	C.F (dB/m)	Measurement (dBuV/m)	Margin (dB)	Limit (dBuV/m)	Remark (QP/PK/AV)
1	*	5324.083	99.87	4.48	104.35	N/A	N/A	Average
2		5350.000	45.56	4.52	50.08	-3.92	54.00	Average
3		5351.197	46.10	4.53	50.63	-3.37	54.00	Average

Note:

1. " *", means this data is the worst emission level.
2. C.F (Correction Factor) = Antenna Factor (dB/m) + Cable Loss (dB)– Preamplifier(dB) + 23dB Attenuation.
3. Measurement(dBuV/m) = Reading(dBuV) + C.F (Correction Factor).

EUT	AXE5400 Tri-Band Wi-Fi 6E Router	Date of Test	2021-10-17
Factor	BBHA 9120D (1GHz~18GHz)	Temp. / Humidity	23°C/57%
Polarity	Horizontal	Site / Test Engineer	AC1/Jay
Test Mode	Transmit at 5500MHz by 802.11ax-HE20	Test Voltage	AC 120V/60Hz

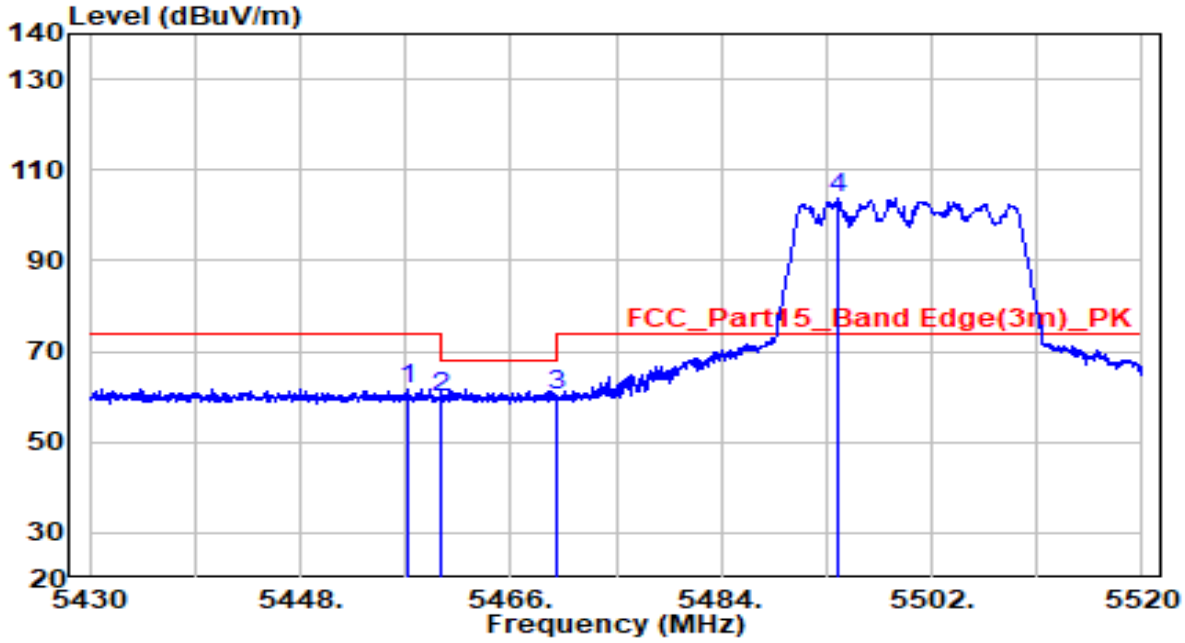

No		Frequency (MHz)	Reading (dBuV)	C.F (dB/m)	Measurement (dBuV/m)	Margin (dB)	Limit (dBuV/m)	Remark (QP/PK/AV)
1		5457.270	57.01	4.70	61.71	-12.29	74.00	Peak
2		5460.000	55.02	4.70	59.73	-8.47	68.20	Peak
3		5470.000	55.37	4.72	60.09	-8.11	68.20	Peak
4	*	5494.080	99.13	4.76	103.89	N/A	N/A	Peak

Note:

1. " *", means this data is the worst emission level.
2. C.F (Correction Factor) = Antenna Factor (dB/m) + Cable Loss (dB)– Preamplifier(dB) + 23dB Attenuation.
3. Measurement(dBuV/m) = Reading(dBuV) + C.F (Correction Factor).

EUT	AXE5400 Tri-Band Wi-Fi 6E Router	Date of Test	2021-10-17
Factor	BBHA 9120D (1GHz~18GHz)	Temp. / Humidity	23°C/57%
Polarity	Horizontal	Site / Test Engineer	AC1/Jay
Test Mode	Transmit at 5500MHz by 802.11ax-HE20	Test Voltage	AC 120V/60Hz

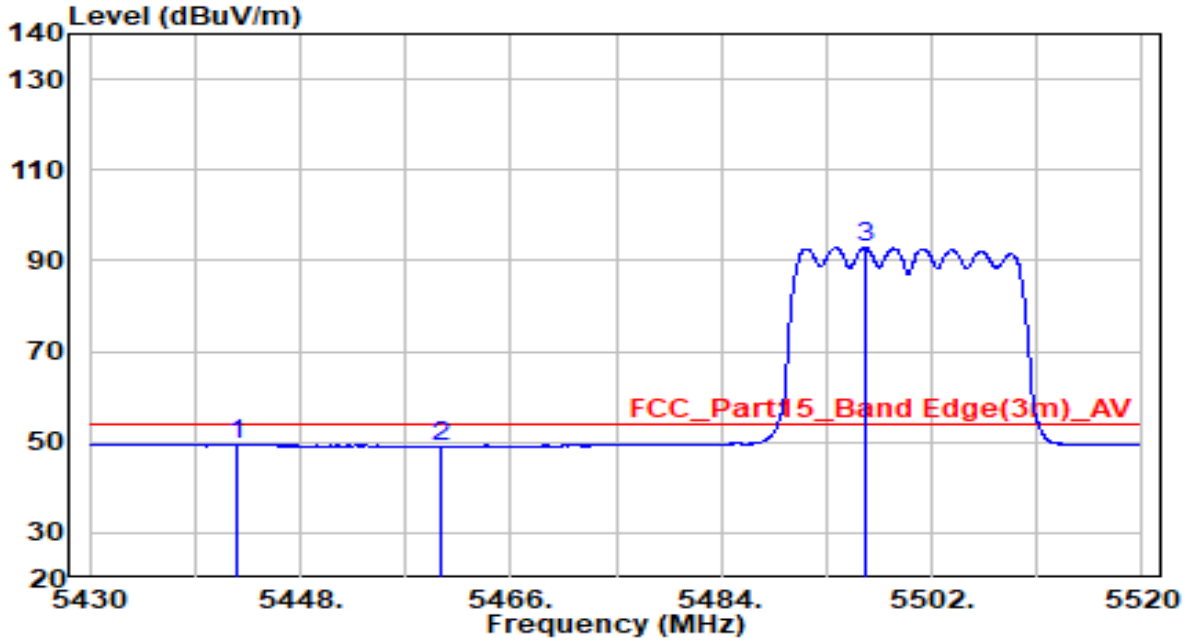

No		Frequency (MHz)	Reading (dBuV)	C.F (dB/m)	Measurement (dBuV/m)	Margin (dB)	Limit (dBuV/m)	Remark (QP/PK/AV)
1		5442.510	44.63	4.68	49.30	-4.70	54.00	Average
2		5460.000	44.46	4.70	49.16	-4.84	54.00	Average
3	*	5496.285	88.11	4.76	92.87	N/A	N/A	Average

Note:

1. " *", means this data is the worst emission level.
2. C.F (Correction Factor) = Antenna Factor (dB/m) + Cable Loss (dB)– Preamplifier(dB) + 23dB Attenuation.
3. Measurement(dBuV/m) = Reading(dBuV) + C.F (Correction Factor).

EUT	AXE5400 Tri-Band Wi-Fi 6E Router	Date of Test	2021-10-17
Factor	BBHA 9120D (1GHz~18GHz)	Temp. / Humidity	23°C/57%
Polarity	Vertical	Site / Test Engineer	AC1/Jay
Test Mode	Transmit at 5500MHz by 802.11ax-HE20	Test Voltage	AC 120V/60Hz

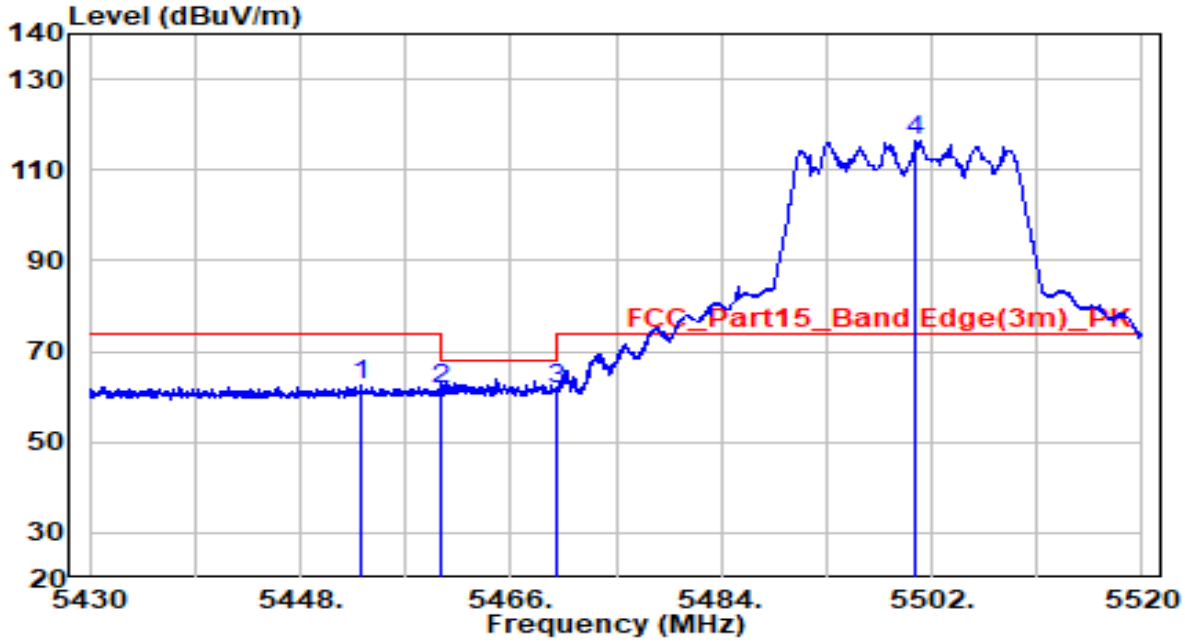

No		Frequency (MHz)	Reading (dBuV)	C.F (dB/m)	Measurement (dBuV/m)	Margin (dB)	Limit (dBuV/m)	Remark (QP/PK/AV)
1		5453.220	57.90	4.69	62.60	-11.40	74.00	Peak
2		5460.000	57.15	4.70	61.85	-6.35	68.20	Peak
3		5470.000	56.93	4.72	61.65	-6.55	68.20	Peak
4	*	5500.650	111.58	4.77	116.35	N/A	N/A	Peak

Note:

1. " *", means this data is the worst emission level.
2. C.F (Correction Factor) = Antenna Factor (dB/m) + Cable Loss (dB)– Preamplifier(dB) + 23dB Attenuation.
3. Measurement(dBuV/m) = Reading(dBuV) + C.F (Correction Factor).

EUT	AXE5400 Tri-Band Wi-Fi 6E Router	Date of Test	2021-10-17
Factor	BBHA 9120D (1GHz~18GHz)	Temp. / Humidity	23°C/57%
Polarity	Vertical	Site / Test Engineer	AC1/Jay
Test Mode	Transmit at 5500MHz by 802.11ax-HE20	Test Voltage	AC 120V/60Hz

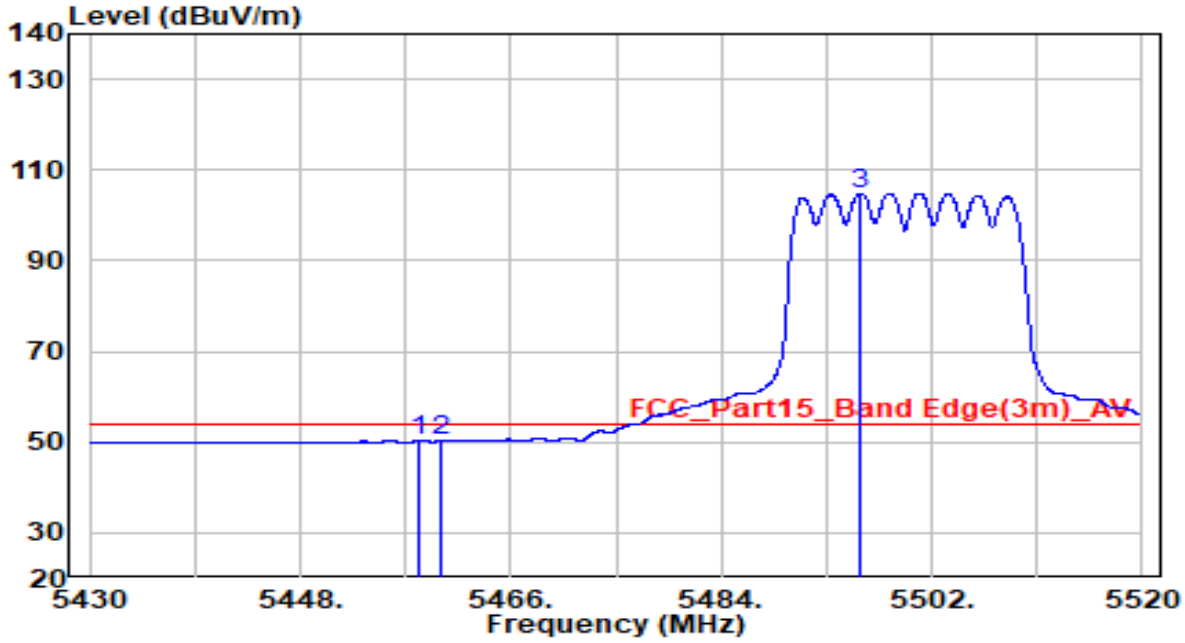

No		Frequency (MHz)	Reading (dBuV)	C.F (dB/m)	Measurement (dBuV/m)	Margin (dB)	Limit (dBuV/m)	Remark (QP/PK/AV)
1		5458.215	45.53	4.70	50.23	-3.77	54.00	Average
2		5460.000	45.47	4.70	50.17	-3.83	54.00	Average
3	*	5495.925	100.14	4.76	104.90	N/A	N/A	Average

Note:

1. " *", means this data is the worst emission level.
2. C.F (Correction Factor) = Antenna Factor (dB/m) + Cable Loss (dB)– Preamplifier(dB) + 23dB Attenuation.
3. Measurement(dBuV/m) = Reading(dBuV) + C.F (Correction Factor).

EUT	AXE5400 Tri-Band Wi-Fi 6E Router	Date of Test	2021-10-17
Factor	BBHA 9120D (1GHz~18GHz)	Temp. / Humidity	23°C/57%
Polarity	Horizontal	Site / Test Engineer	AC1/Jay
Test Mode	Transmit at 5700MHz by 802.11ax-HE20	Test Voltage	AC 120V/60Hz

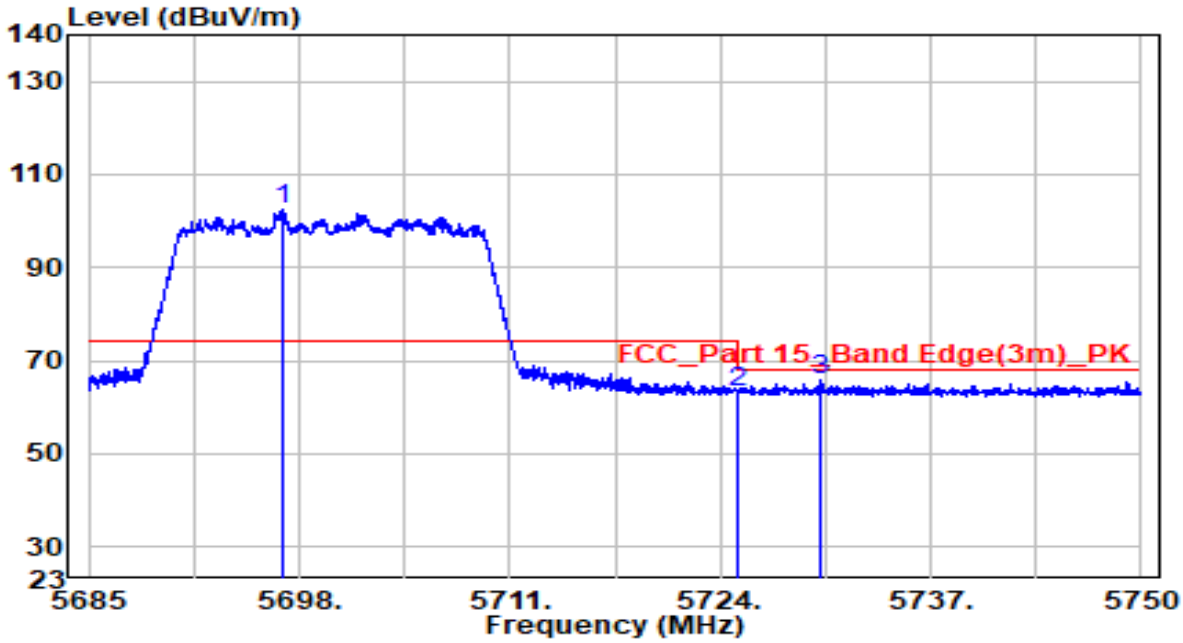

No		Frequency (MHz)	Reading (dBuV)	C.F (dB/m)	Measurement (dBuV/m)	Margin (dB)	Limit (dBuV/m)	Remark (QP/PK/AV)
1	*	5696.928	96.94	5.49	102.42	N/A	N/A	Peak
2		5725.000	57.54	5.59	63.13	-5.07	68.20	Peak
3		5730.110	60.11	5.61	65.72	-2.48	68.20	Peak

Note:

1. " *", means this data is the worst emission level.
2. C.F (Correction Factor) = Antenna Factor (dB/m) + Cable Loss (dB)– Preamplifier(dB) + 23dB Attenuation.
3. Measurement(dBuV/m) = Reading(dBuV) + C.F (Correction Factor).

EUT	AXE5400 Tri-Band Wi-Fi 6E Router	Date of Test	2021-10-17
Factor	BBHA 9120D (1GHz~18GHz)	Temp. / Humidity	23°C/57%
Polarity	Vertical	Site / Test Engineer	AC1/Jay
Test Mode	Transmit at 5700MHz by 802.11ax-HE20	Test Voltage	AC 120V/60Hz

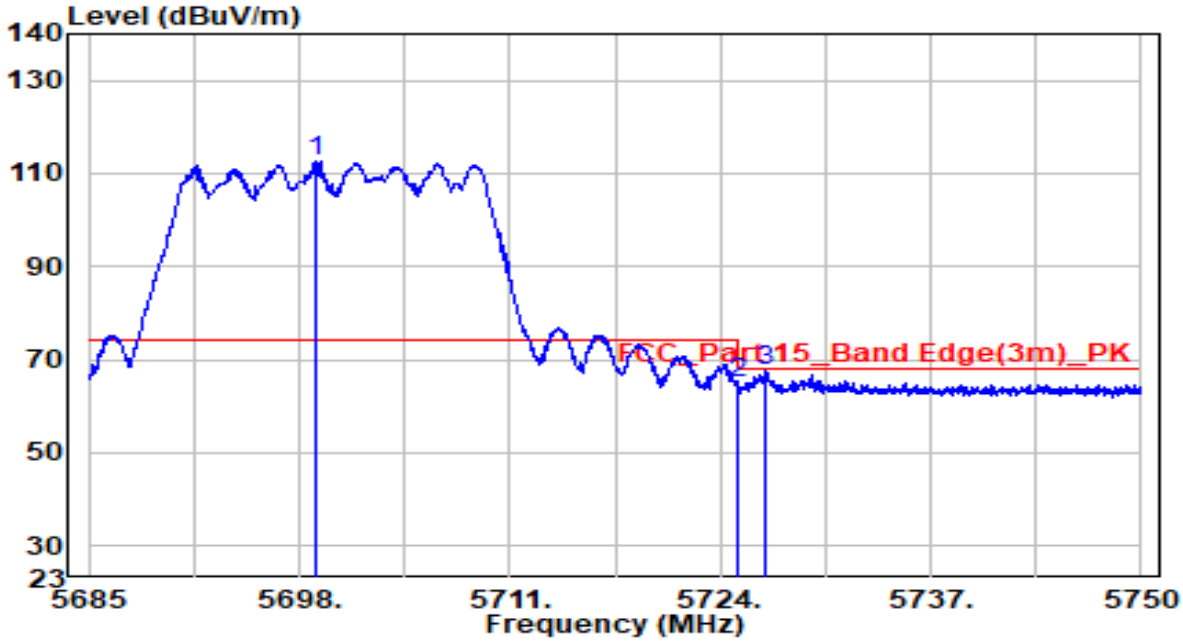

No		Frequency (MHz)	Reading (dBuV)	C.F (dB/m)	Measurement (dBuV/m)	Margin (dB)	Limit (dBuV/m)	Remark (QP/PK/AV)
1	*	5699.007	107.22	5.49	112.72	N/A	N/A	Peak
2		5725.000	59.41	5.59	65.00	-3.20	68.20	Peak
3	*	5726.763	61.95	5.60	67.55	-0.65	68.20	Peak

Note:

1. " *", means this data is the worst emission level.
2. C.F (Correction Factor) = Antenna Factor (dB/m) + Cable Loss (dB)– Preamplifier(dB) + 23dB Attenuation.
3. Measurement(dBuV/m) = Reading(dBuV) + C.F (Correction Factor).

EUT	AXE5400 Tri-Band Wi-Fi 6E Router	Date of Test	2021-10-17
Factor	BBHA 9120D (1GHz~18GHz)	Temp. / Humidity	23°C/57%
Polarity	Horizontal	Site / Test Engineer	AC1/Jay
Test Mode	Transmit at 5745MHz by 802.11ax-HE20	Test Voltage	AC 120V/60Hz

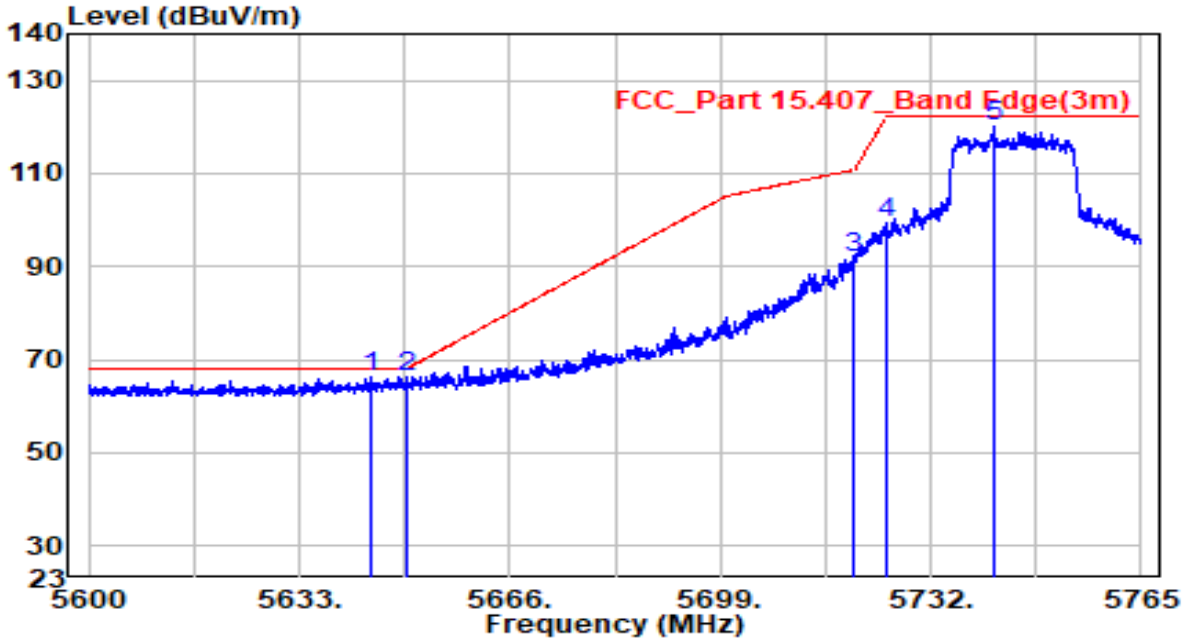

No		Frequency (MHz)	Reading (dBuV)	C.F (dB/m)	Measurement (dBuV/m)	Margin (dB)	Limit (dBuV/m)	Remark (QP/PK/AV)
1	*	5644.220	60.98	5.29	66.28	-1.92	68.20	Peak
2		5649.995	60.92	5.32	66.23	-1.97	68.20	Peak
3		5720.000	86.47	5.57	92.04	-18.76	110.80	Peak
4		5725.000	93.60	5.59	99.19	-23.01	122.20	Peak
5		5741.817	114.40	5.65	120.05	-2.15	122.20	Peak

Note:

1. " *", means this data is the worst emission level.
2. C.F (Correction Factor) = Antenna Factor (dB/m) + Cable Loss (dB)– Preamplifier(dB) + 23dB Attenuation.
3. Measurement(dBuV/m) = Reading(dBuV) + C.F (Correction Factor).

EUT	AXE5400 Tri-Band Wi-Fi 6E Router	Date of Test	2021-10-17
Factor	BBHA 9120D (1GHz~18GHz)	Temp. / Humidity	23°C/57%
Polarity	Vertical	Site / Test Engineer	AC1/Jay
Test Mode	Transmit at 5745MHz by 802.11ax-HE20	Test Voltage	AC 120V/60Hz

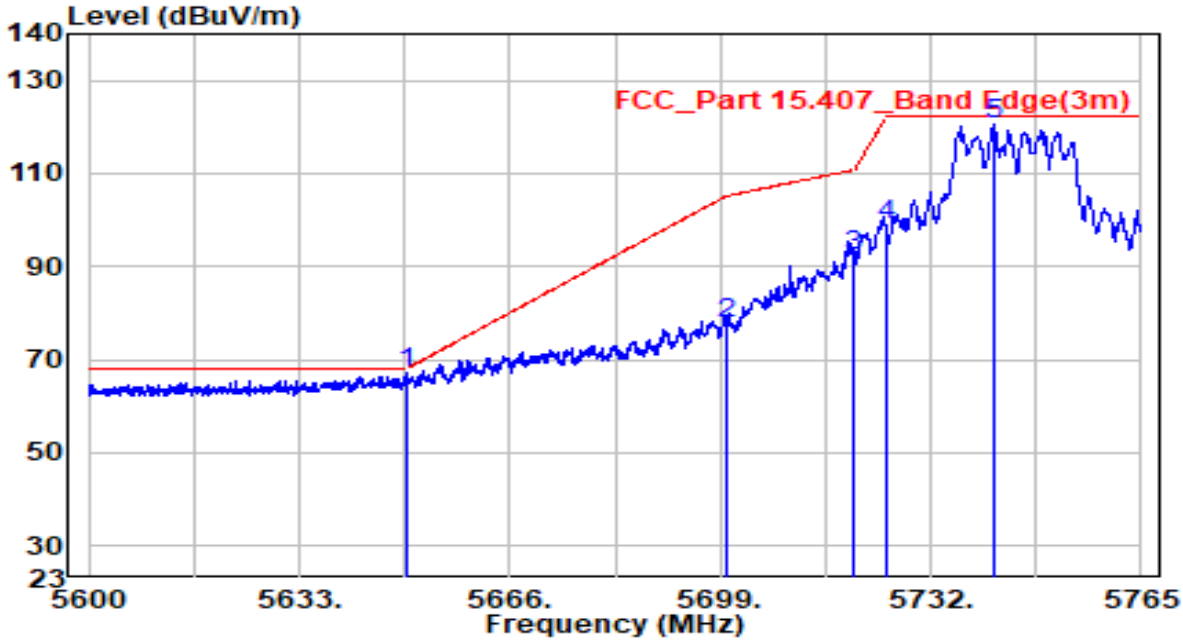

No		Frequency (MHz)	Reading (dBuV)	C.F (dB/m)	Measurement (dBuV/m)	Margin (dB)	Limit (dBuV/m)	Remark (QP/PK/AV)
1	*	5650.000	61.75	5.32	67.07	-1.13	68.20	Peak
2		5700.000	72.15	5.50	77.65	-27.55	105.20	Peak
3		5720.000	86.62	5.57	92.19	-18.61	110.80	Peak
4		5725.000	93.32	5.59	98.91	-23.29	122.20	Peak
5		5741.817	114.76	5.65	120.41	-1.79	122.20	Peak

Note:

1. " *", means this data is the worst emission level.
2. C.F (Correction Factor) = Antenna Factor (dB/m) + Cable Loss (dB)– Preamplifier(dB) + 23dB Attenuation.
3. Measurement(dBuV/m) = Reading(dBuV) + C.F (Correction Factor).

EUT	AXE5400 Tri-Band Wi-Fi 6E Router	Date of Test	2021-10-17
Factor	BBHA 9120D (1GHz~18GHz)	Temp. / Humidity	23°C/57%
Polarity	Vertical	Site / Test Engineer	AC1/Jay
Test Mode	Transmit at 5825MHz by 802.11ax-HE20	Test Voltage	AC 120V/60Hz

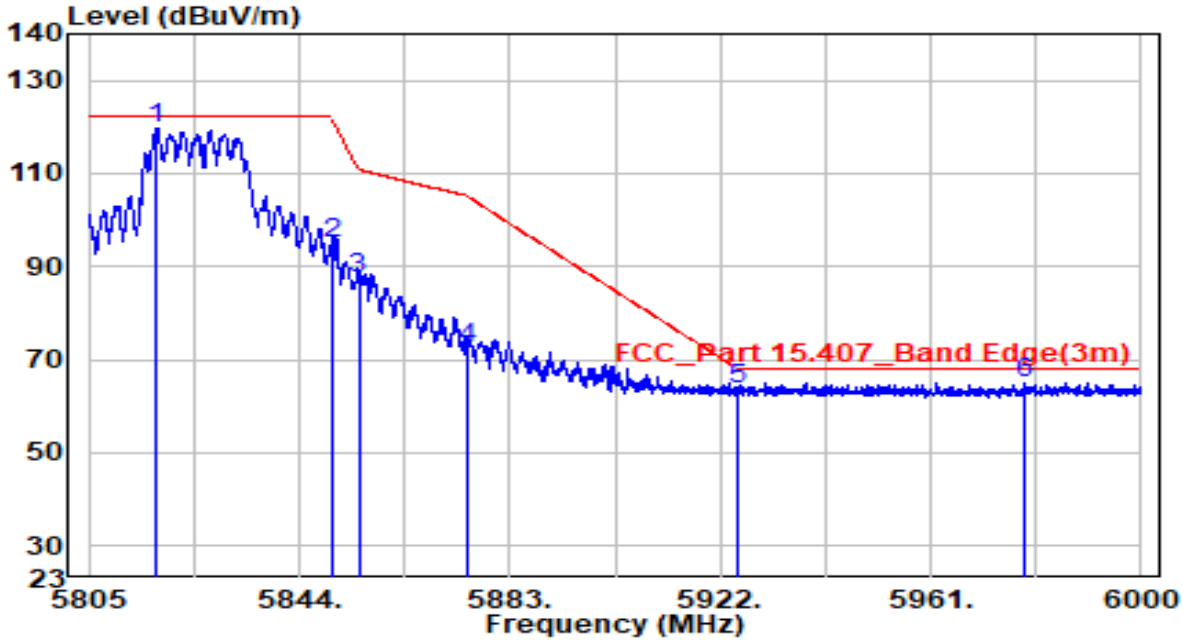

No		Frequency (MHz)	Reading (dBuV)	C.F (dB/m)	Measurement (dBuV/m)	Margin (dB)	Limit (dBuV/m)	Remark (QP/PK/AV)
1	*	5817.675	113.92	5.93	119.84	-2.36	122.20	Peak
2		5850.000	89.01	6.04	95.05	-27.15	122.20	Peak
3		5855.000	81.18	6.06	87.24	-23.56	110.80	Peak
4		5875.000	66.41	6.13	72.55	-32.65	105.20	Peak
5		5925.022	57.24	6.32	63.56	-4.64	68.20	Peak
6	*	5978.355	58.56	6.51	65.07	-3.13	68.20	Peak

Note:

1. " *", means this data is the worst emission level.
2. C.F (Correction Factor) = Antenna Factor (dB/m) + Cable Loss (dB)– Preamplifier(dB) + 23dB Attenuation.
3. Measurement(dBuV/m) = Reading(dBuV) + C.F (Correction Factor).

EUT	AXE5400 Tri-Band Wi-Fi 6E Router	Date of Test	2021-10-17
Factor	BBHA 9120D (1GHz~18GHz)	Temp. / Humidity	23°C/57%
Polarity	Horizontal	Site / Test Engineer	AC1/Jay
Test Mode	Transmit at 5825MHz by 802.11ax-HE20	Test Voltage	AC 120V/60Hz

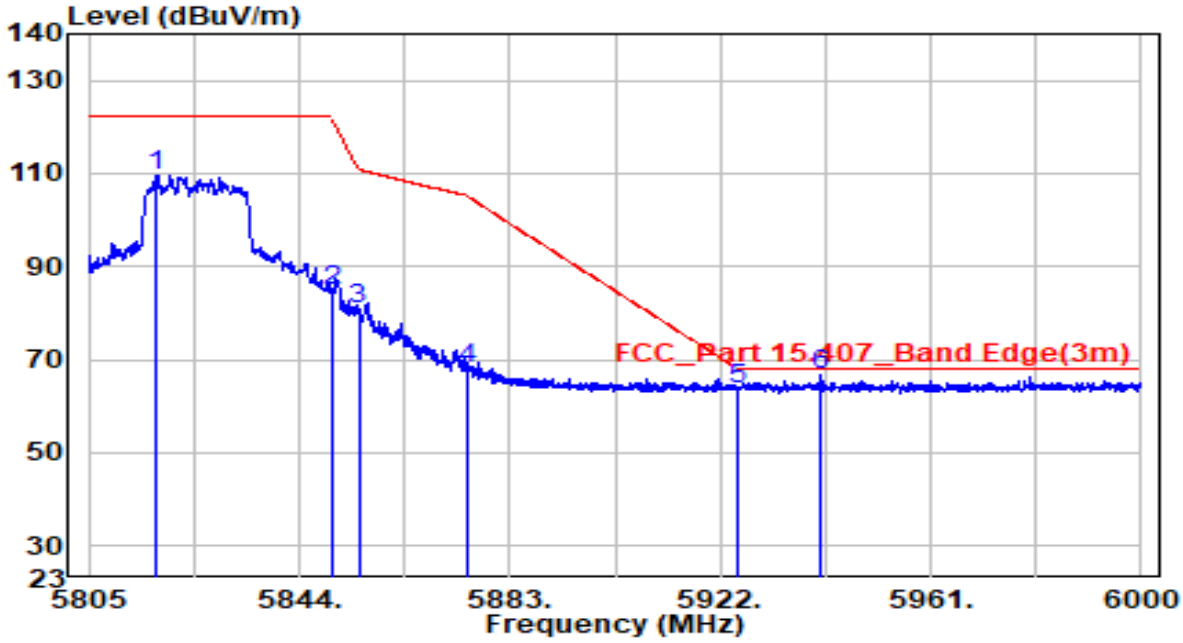

No		Frequency (MHz)	Reading (dBuV)	C.F (dB/m)	Measurement (dBuV/m)	Margin (dB)	Limit (dBuV/m)	Remark (QP/PK/AV)
1		5817.480	103.61	5.93	109.53	-12.67	122.20	Peak
2		5850.045	78.97	6.04	85.01	-37.09	122.10	Peak
3		5855.000	74.91	6.06	80.97	-29.83	110.80	Peak
4		5875.000	61.91	6.13	68.04	-37.16	105.20	Peak
5		5925.000	57.39	6.32	63.70	-4.50	68.20	Peak
6	*	5940.720	60.17	6.37	66.54	-1.66	68.20	Peak

Note:

1. " *", means this data is the worst emission level.
2. C.F (Correction Factor) = Antenna Factor (dB/m) + Cable Loss (dB)– Preamplifier(dB) + 23dB Attenuation.
3. Measurement(dBuV/m) = Reading(dBuV) + C.F (Correction Factor).

EUT	AXE5400 Tri-Band Wi-Fi 6E Router	Date of Test	2021-10-17
Factor	BBHA 9120D (1GHz~18GHz)	Temp. / Humidity	23°C/57%
Polarity	Horizontal	Site / Test Engineer	AC1/Jay
Test Mode	Transmit at 5190MHz by 802.11ax-HE40	Test Voltage	AC 120V/60Hz

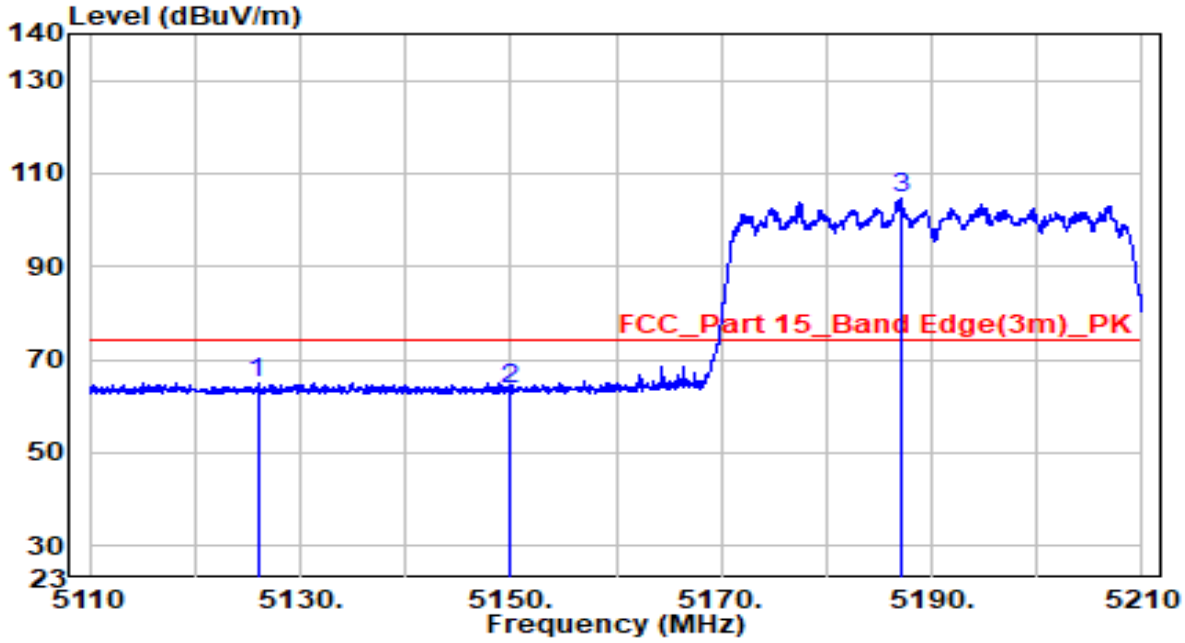

No		Frequency (MHz)	Reading (dBuV)	C.F (dB/m)	Measurement (dBuV/m)	Margin (dB)	Limit (dBuV/m)	Remark (QP/PK/AV)
1		5125.950	60.98	4.16	65.13	-8.87	74.00	Peak
2		5150.000	59.54	4.20	63.74	-10.26	74.00	Peak
3	*	5187.100	100.37	4.26	104.62	N/A	N/A	Peak

Note:

1. " *", means this data is the worst emission level.
2. C.F (Correction Factor) = Antenna Factor (dB/m) + Cable Loss (dB)– Preamplifier(dB) + 23dB Attenuation.
3. Measurement(dBuV/m) = Reading(dBuV) + C.F (Correction Factor).

EUT	AXE5400 Tri-Band Wi-Fi 6E Router	Date of Test	2021-10-17
Factor	BBHA 9120D (1GHz~18GHz)	Temp. / Humidity	23°C/57%
Polarity	Horizontal	Site / Test Engineer	AC1/Jay
Test Mode	Transmit at 5190MHz by 802.11ax-HE40	Test Voltage	AC 120V/60Hz

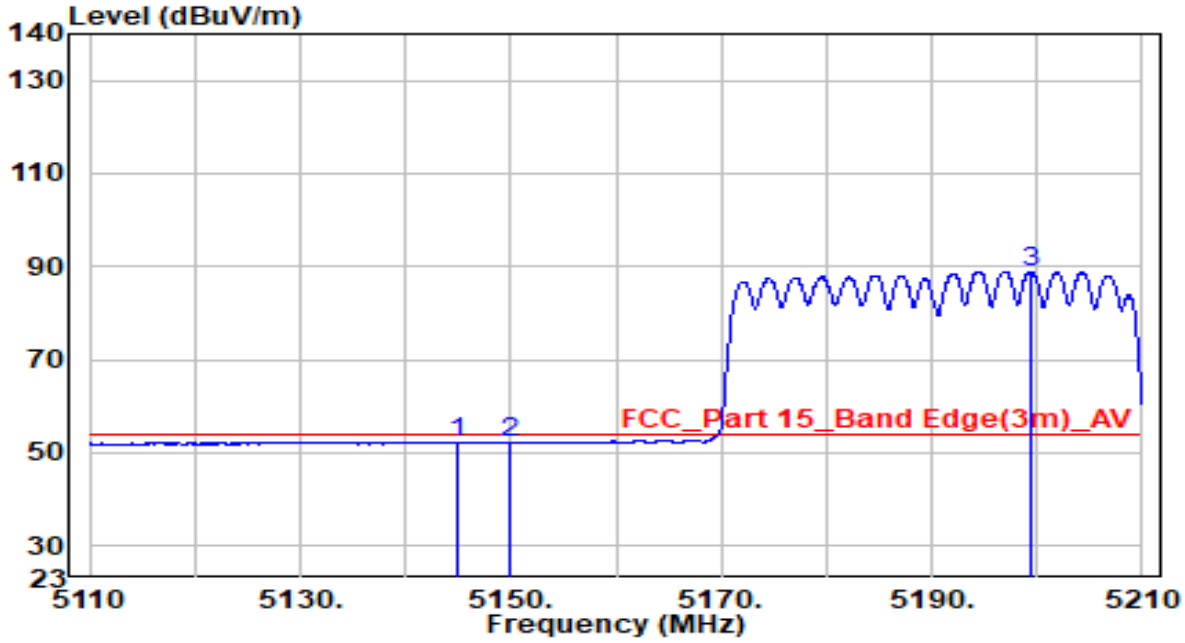

No		Frequency (MHz)	Reading (dBuV)	C.F (dB/m)	Measurement (dBuV/m)	Margin (dB)	Limit (dBuV/m)	Remark (QP/PK/AV)
1		5145.050	47.86	4.19	52.05	-1.95	54.00	Average
2		5150.000	47.84	4.20	52.03	-1.97	54.00	Average
3	*	5199.400	84.66	4.28	88.94	N/A	N/A	Average

Note:

1. " *", means this data is the worst emission level.
2. C.F (Correction Factor) = Antenna Factor (dB/m) + Cable Loss (dB)– Preamplifier(dB) + 23dB Attenuation.
3. Measurement(dBuV/m) = Reading(dBuV) + C.F (Correction Factor).

EUT	AXE5400 Tri-Band Wi-Fi 6E Router	Date of Test	2021-10-17
Factor	BBHA 9120D (1GHz~18GHz)	Temp. / Humidity	23°C/57%
Polarity	Vertical	Site / Test Engineer	AC1/Jay
Test Mode	Transmit at 5190MHz by 802.11ax-HE40	Test Voltage	AC 120V/60Hz

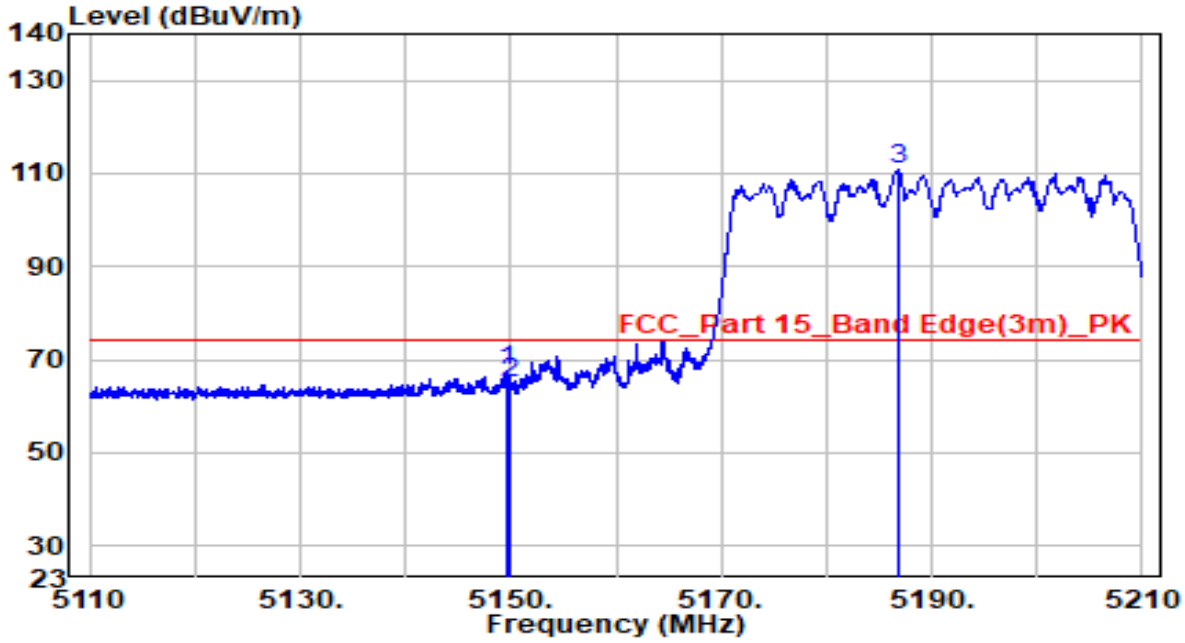

No		Frequency (MHz)	Reading (dBuV)	C.F (dB/m)	Measurement (dBuV/m)	Margin (dB)	Limit (dBuV/m)	Remark (QP/PK/AV)
1		5149.750	63.53	4.20	67.73	-6.27	74.00	Peak
2		5150.000	60.89	4.20	65.09	-8.91	74.00	Peak
3	*	5186.850	106.51	4.26	110.77	N/A	N/A	Peak

Note:

1. " *", means this data is the worst emission level.
2. C.F (Correction Factor) = Antenna Factor (dB/m) + Cable Loss (dB)– Preamplifier(dB) + 23dB Attenuation.
3. Measurement(dBuV/m) = Reading(dBuV) + C.F (Correction Factor).

EUT	AXE5400 Tri-Band Wi-Fi 6E Router	Date of Test	2021-10-17
Factor	BBHA 9120D (1GHz~18GHz)	Temp. / Humidity	23°C/57%
Polarity	Vertical	Site / Test Engineer	AC1/Jay
Test Mode	Transmit at 5190MHz by 802.11ax-HE40	Test Voltage	AC 120V/60Hz

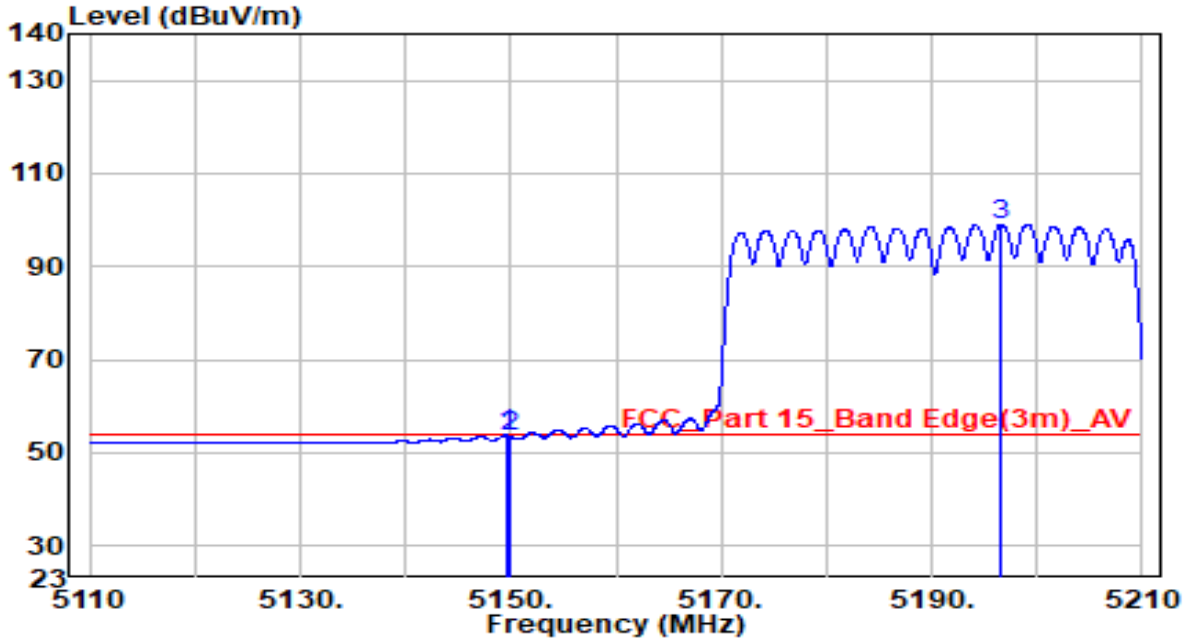

No		Frequency (MHz)	Reading (dBuV)	C.F (dB/m)	Measurement (dBuV/m)	Margin (dB)	Limit (dBuV/m)	Remark (QP/PK/AV)
1		5149.600	49.56	4.20	53.76	-0.24	54.00	Average
2		5150.000	49.40	4.20	53.60	-0.40	54.00	Average
3	*	5196.600	94.75	4.27	99.02	N/A	N/A	Average

Note:

1. " *", means this data is the worst emission level.
2. C.F (Correction Factor) = Antenna Factor (dB/m) + Cable Loss (dB)– Preamplifier(dB) + 23dB Attenuation.
3. Measurement(dBuV/m) = Reading(dBuV) + C.F (Correction Factor).

EUT	AXE5400 Tri-Band Wi-Fi 6E Router	Date of Test	2021-10-17
Factor	BBHA 9120D (1GHz~18GHz)	Temp. / Humidity	23°C/57%
Polarity	Horizontal	Site / Test Engineer	AC1/Jay
Test Mode	Transmit at 5310MHz by 802.11ax-HE40	Test Voltage	AC 120V/60Hz

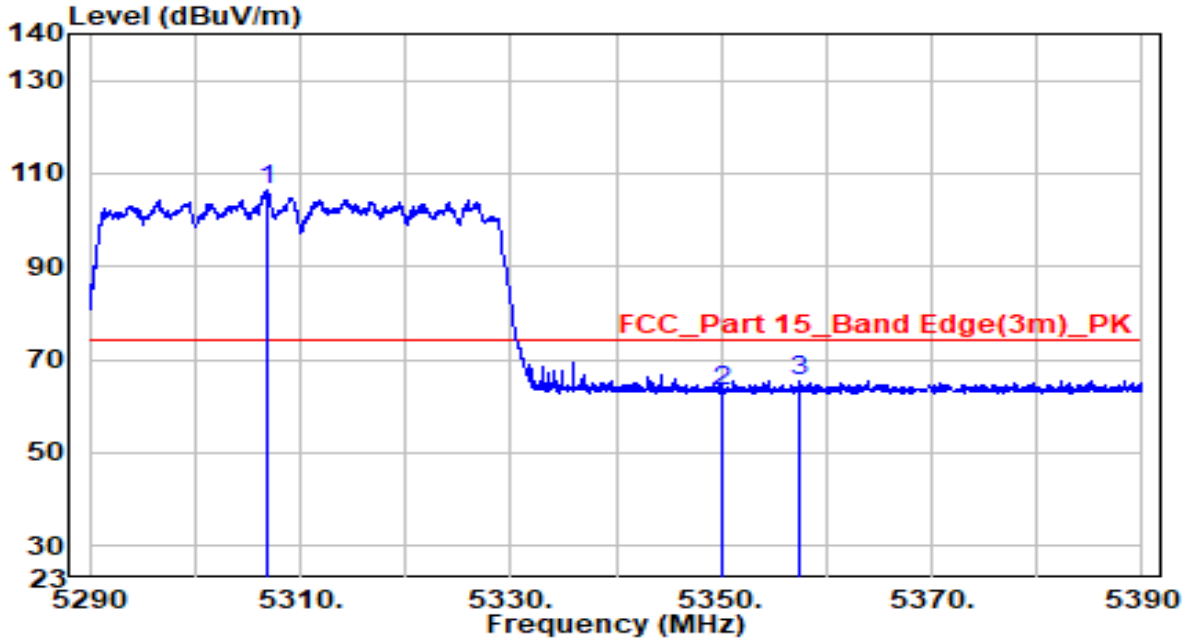

No		Frequency (MHz)	Reading (dBuV)	C.F (dB/m)	Measurement (dBuV/m)	Margin (dB)	Limit (dBuV/m)	Remark (QP/PK/AV)
1	*	5306.750	101.88	4.45	106.33	N/A	N/A	Peak
2		5350.000	58.82	4.52	63.34	-10.66	74.00	Peak
3		5357.550	61.00	4.54	65.53	-8.47	74.00	Peak

Note:

1. " *", means this data is the worst emission level.
2. C.F (Correction Factor) = Antenna Factor (dB/m) + Cable Loss (dB)– Preamplifier(dB) + 23dB Attenuation.
3. Measurement(dBuV/m) = Reading(dBuV) + C.F (Correction Factor).

EUT	AXE5400 Tri-Band Wi-Fi 6E Router	Date of Test	2021-10-17
Factor	BBHA 9120D (1GHz~18GHz)	Temp. / Humidity	23°C/57%
Polarity	Horizontal	Site / Test Engineer	AC1/Jay
Test Mode	Transmit at 5310MHz by 802.11ax-HE40	Test Voltage	AC 120V/60Hz

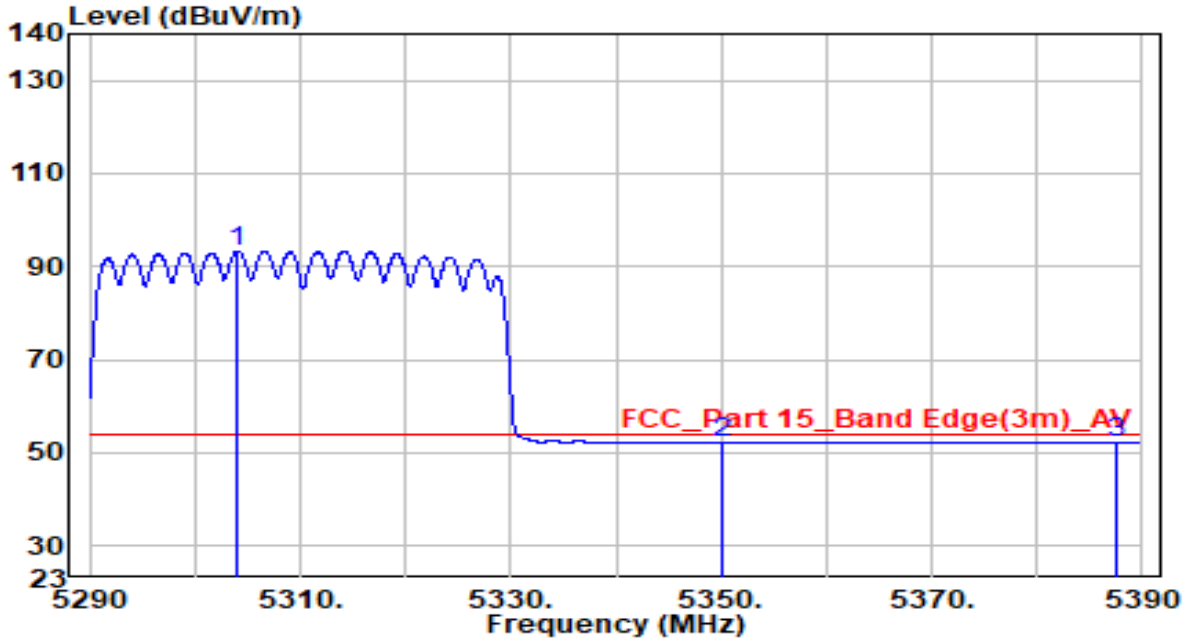

No		Frequency (MHz)	Reading (dBuV)	C.F (dB/m)	Measurement (dBuV/m)	Margin (dB)	Limit (dBuV/m)	Remark (QP/PK/AV)
1	*	5304.100	88.93	4.45	93.38	N/A	N/A	Average
2		5350.000	47.61	4.52	52.13	-1.87	54.00	Average
3		5387.650	47.71	4.59	52.30	-1.70	54.00	Average

Note:

1. " *", means this data is the worst emission level.
2. C.F (Correction Factor) = Antenna Factor (dB/m) + Cable Loss (dB)– Preamplifier(dB) + 23dB Attenuation.
3. Measurement(dBuV/m) = Reading(dBuV) + C.F (Correction Factor).

EUT	AXE5400 Tri-Band Wi-Fi 6E Router	Date of Test	2021-10-17
Factor	BBHA 9120D (1GHz~18GHz)	Temp. / Humidity	23°C/57%
Polarity	Vertical	Site / Test Engineer	AC1/Jay
Test Mode	Transmit at 5310MHz by 802.11ax-HE40	Test Voltage	AC 120V/60Hz

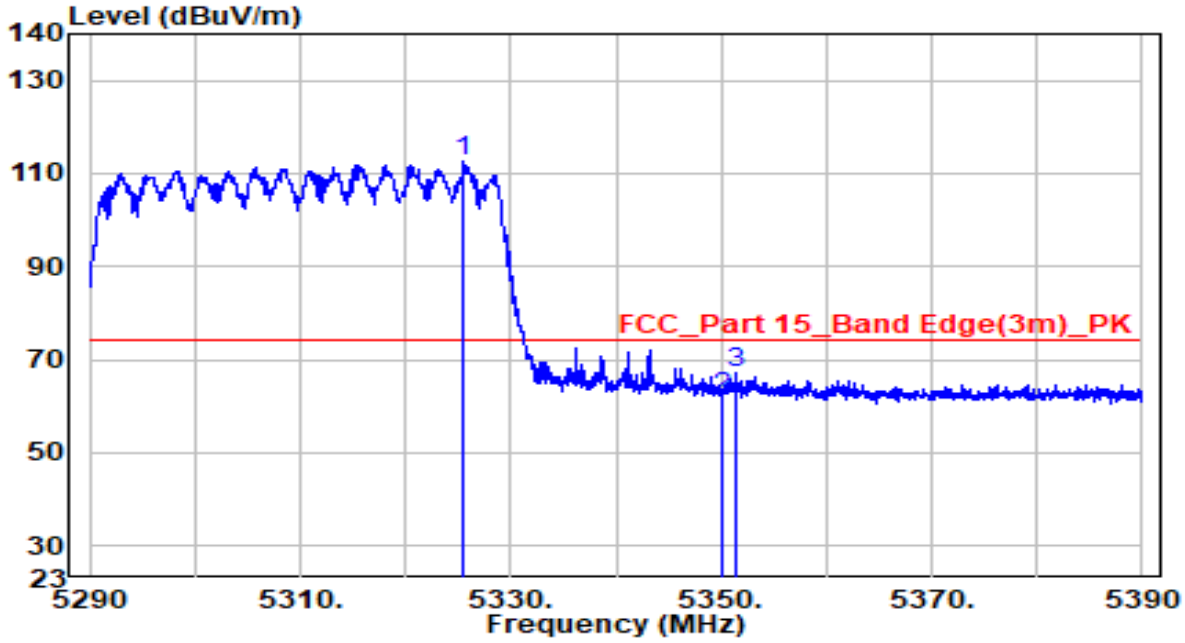

No		Frequency (MHz)	Reading (dBuV)	C.F (dB/m)	Measurement (dBuV/m)	Margin (dB)	Limit (dBuV/m)	Remark (QP/PK/AV)
1	*	5325.550	107.94	4.48	112.42	N/A	N/A	Peak
2		5350.000	57.42	4.52	61.94	-12.06	74.00	Peak
3		5351.350	62.50	4.53	67.02	-6.98	74.00	Peak

Note:

1. " *", means this data is the worst emission level.
2. C.F (Correction Factor) = Antenna Factor (dB/m) + Cable Loss (dB)– Preamplifier(dB) + 23dB Attenuation.
3. Measurement(dBuV/m) = Reading(dBuV) + C.F (Correction Factor).

EUT	AXE5400 Tri-Band Wi-Fi 6E Router	Date of Test	2021-10-17
Factor	BBHA 9120D (1GHz~18GHz)	Temp. / Humidity	23°C/57%
Polarity	Vertical	Site / Test Engineer	AC1/Jay
Test Mode	Transmit at 5310MHz by 802.11ax-HE40	Test Voltage	AC 120V/60Hz

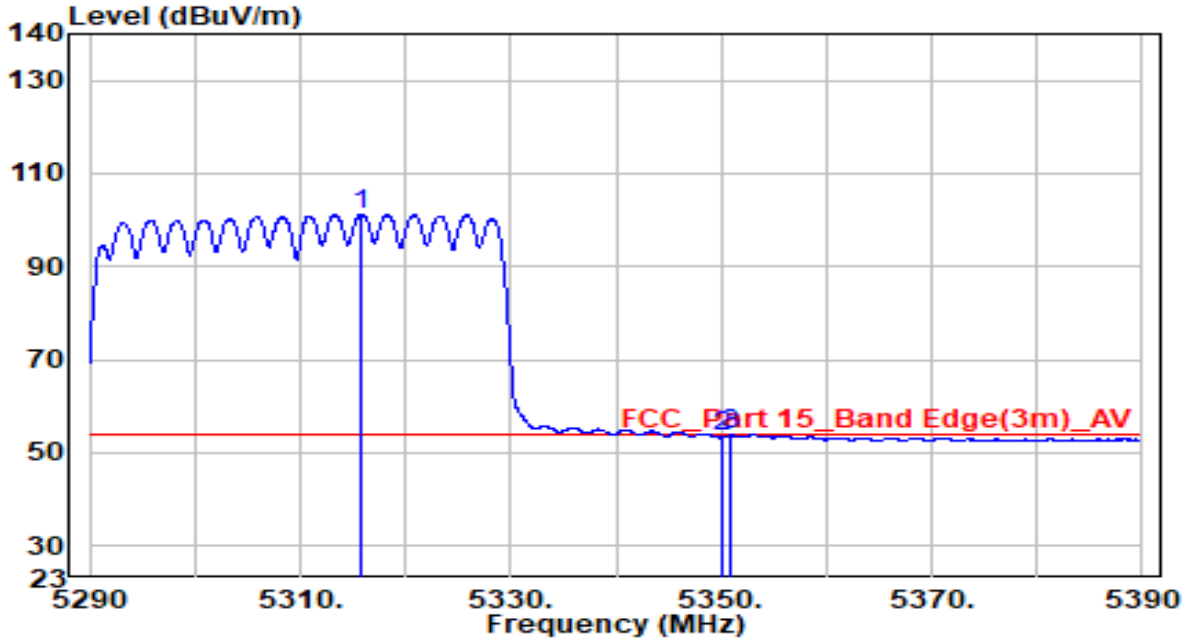

No		Frequency (MHz)	Reading (dBuV)	C.F (dB/m)	Measurement (dBuV/m)	Margin (dB)	Limit (dBuV/m)	Remark (QP/PK/AV)
1	*	5315.800	96.82	4.47	101.29	N/A	N/A	Average
2		5350.000	48.76	4.52	53.28	-0.72	54.00	Average
3		5351.000	49.24	4.53	53.77	-0.23	54.00	Average

Note:

1. " *", means this data is the worst emission level.
2. C.F (Correction Factor) = Antenna Factor (dB/m) + Cable Loss (dB)– Preamplifier(dB) + 23dB Attenuation.
3. Measurement(dBuV/m) = Reading(dBuV) + C.F (Correction Factor).

EUT	AXE5400 Tri-Band Wi-Fi 6E Router	Date of Test	2021-10-17
Factor	BBHA 9120D (1GHz~18GHz)	Temp. / Humidity	23°C/57%
Polarity	Horizontal	Site / Test Engineer	AC1/Jay
Test Mode	Transmit at 5670MHz by 802.11ax-HE40	Test Voltage	AC 120V/60Hz

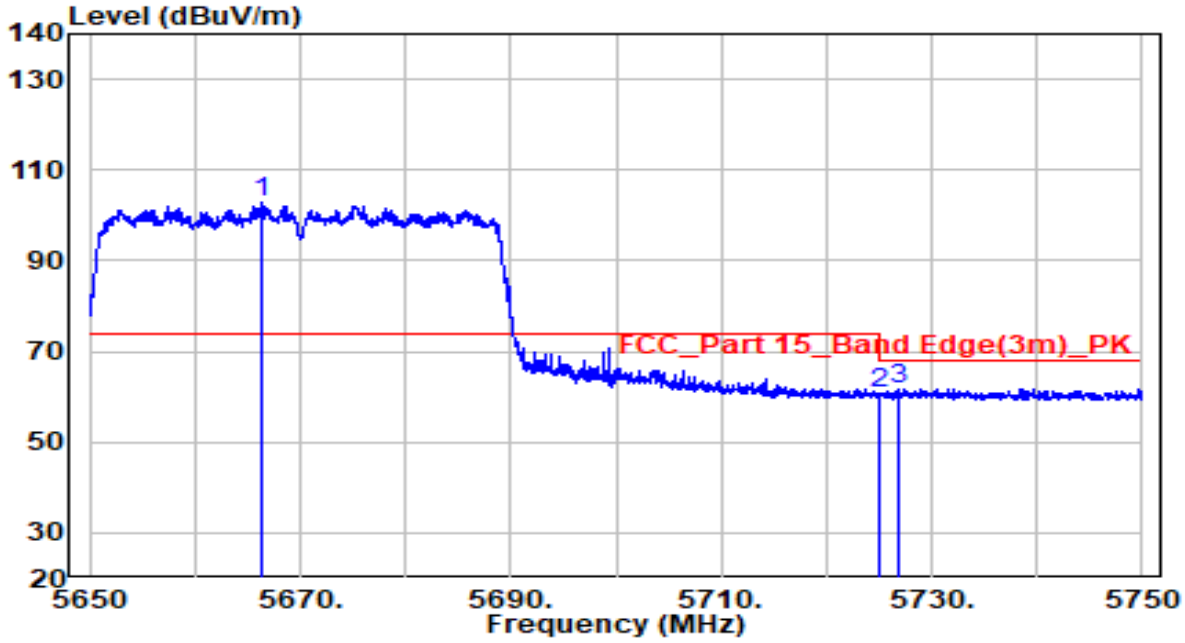

No		Frequency (MHz)	Reading (dBuV)	C.F (dB/m)	Measurement (dBuV/m)	Margin (dB)	Limit (dBuV/m)	Remark (QP/PK/AV)
1	*	5666.250	97.31	5.38	102.68	N/A	N/A	Peak
2		5725.000	55.34	5.59	60.93	-7.27	68.20	Peak
3		5726.850	56.14	5.60	61.73	-6.47	68.20	Peak

Note:

1. " *", means this data is the worst emission level.
2. C.F (Correction Factor) = Antenna Factor (dB/m) + Cable Loss (dB)– Preamplifier(dB) + 23dB Attenuation.
3. Measurement(dBuV/m) = Reading(dBuV) + C.F (Correction Factor).

EUT	AXE5400 Tri-Band Wi-Fi 6E Router	Date of Test	2021-10-17
Factor	BBHA 9120D (1GHz~18GHz)	Temp. / Humidity	23°C/57%
Polarity	Vertical	Site / Test Engineer	AC1/Jay
Test Mode	Transmit at 5670MHz by 802.11ax-HE40	Test Voltage	AC 120V/60Hz

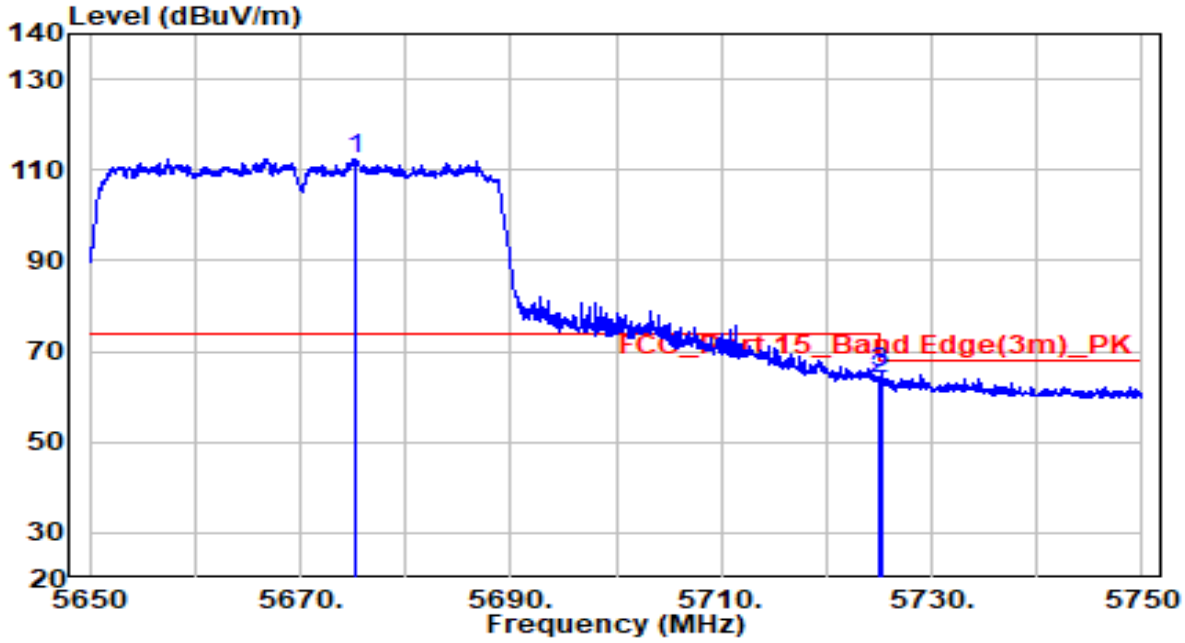

No		Frequency (MHz)	Reading (dBuV)	C.F (dB/m)	Measurement (dBuV/m)	Margin (dB)	Limit (dBuV/m)	Remark (QP/PK/AV)
1	*	5675.150	107.05	5.41	112.46	N/A	N/A	Peak
2		5725.000	58.17	5.59	63.76	-4.44	68.20	Peak
3		5725.150	59.74	5.59	65.33	-2.87	68.20	Peak

Note:

1. " *", means this data is the worst emission level.
2. C.F (Correction Factor) = Antenna Factor (dB/m) + Cable Loss (dB)– Preamplifier(dB) + 23dB Attenuation.
3. Measurement(dBuV/m) = Reading(dBuV) + C.F (Correction Factor).

EUT	AXE5400 Tri-Band Wi-Fi 6E Router	Date of Test	2021-10-17
Factor	BBHA 9120D (1GHz~18GHz)	Temp. / Humidity	23°C/57%
Polarity	Horizontal	Site / Test Engineer	AC1 / Jay
Test Mode	Transmit by 802.11ax-HE40 at Channel 5510MHz	Test Voltage	120V/60Hz

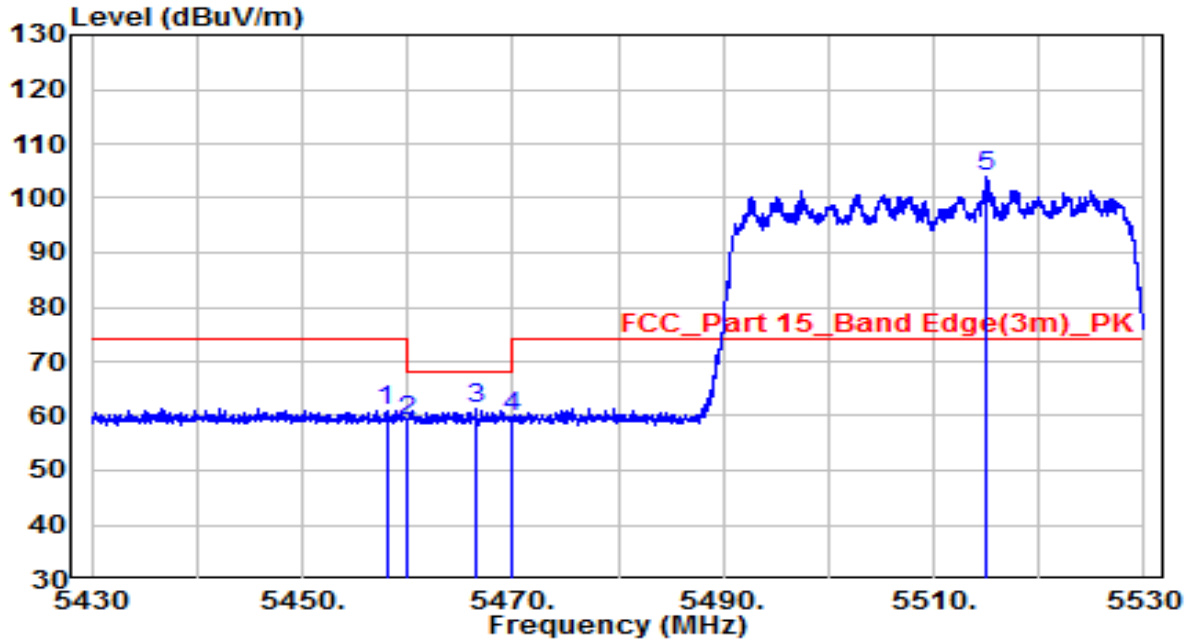

No		Frequency (MHz)	Reading (dBuV)	C.F (dB/m)	Measurement (dBuV/m)	Margin (dB)	Limit (dBuV/m)	Remark (QP/PK/AV)
1		5458.000	40.40	20.70	61.10	-12.90	74.00	Peak
2		5460.000	38.53	20.70	59.24	-8.96	68.20	Peak
3		5466.550	40.65	20.72	61.37	-6.83	68.20	Peak
4		5470.000	38.93	20.72	59.65	-8.55	68.20	Peak
5	*	5515.100	82.96	20.82	103.79	N/A	N/A	Peak

Note:

1. " *", means this data is the worst emission level.

2. C.F (Correction Factor) = Antenna Factor (dB/m) + Cable Loss (dB)+ 16dB Attenuation (dB)– Preamplifier(dB).

3. Measurement(dBuV/m) = Reading(dBuV) + C.F (Correction Factor).

EUT	AXE5400 Tri-Band Wi-Fi 6E Router	Date of Test	2021-10-17
Factor	BBHA 9120D (1GHz~18GHz)	Temp. / Humidity	23°C/57%
Polarity	Horizontal	Site / Test Engineer	AC1 / Jay
Test Mode	Transmit by 802.11ax-HE40 at Channel 5510MHz	Test Voltage	120V/60Hz

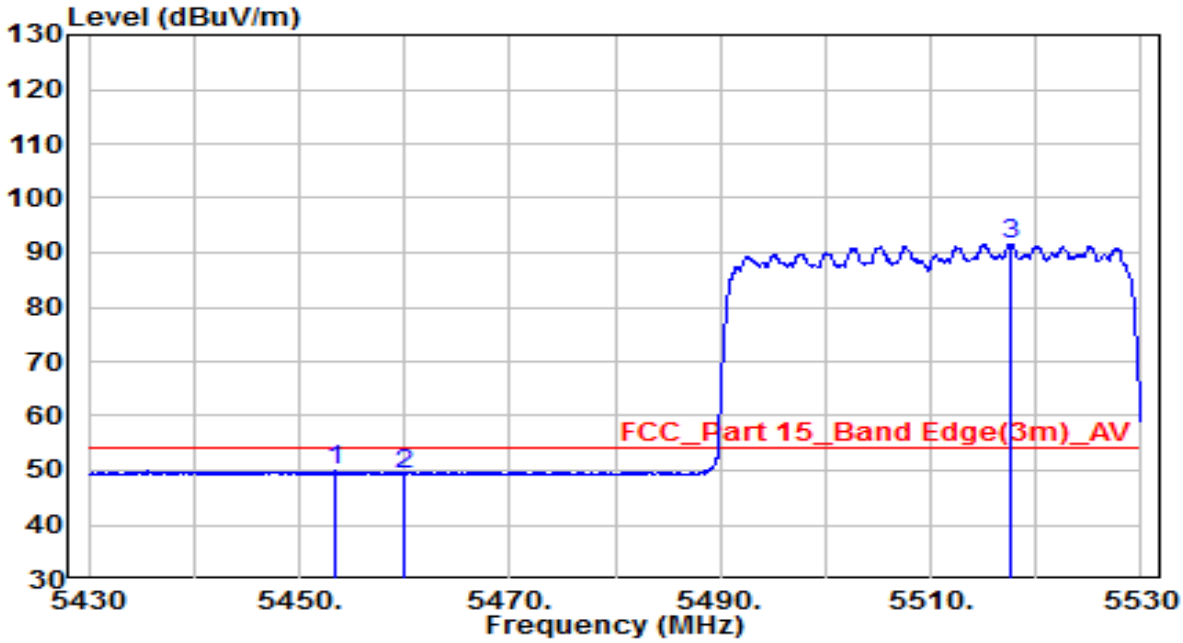

No		Frequency (MHz)	Reading (dBuV)	C.F (dB/m)	Measurement (dBuV/m)	Margin (dB)	Limit (dBuV/m)	Remark (QP/PK/AV)
1		5453.350	29.19	20.69	49.88	-4.12	54.00	Average
2		5460.000	28.63	20.70	49.34	-4.66	54.00	Average
3	*	5517.650	70.77	20.83	91.60	N/A	N/A	Average

Note:

1. " *", means this data is the worst emission level.

2. C.F (Correction Factor) = Antenna Factor (dB/m) + Cable Loss (dB)+ 16dB Attenuation (dB)– Preamplifier(dB).

3. Measurement(dBuV/m) = Reading(dBuV) + C.F (Correction Factor).

EUT	AXE5400 Tri-Band Wi-Fi 6E Router	Date of Test	2021-10-17
Factor	BBHA 9120D (1GHz~18GHz)	Temp. / Humidity	23°C/57%
Polarity	Vertical	Site / Test Engineer	AC1 / Jay
Test Mode	Transmit by 802.11ax-HE40 at Channel 5510MHz	Test Voltage	120V/60Hz

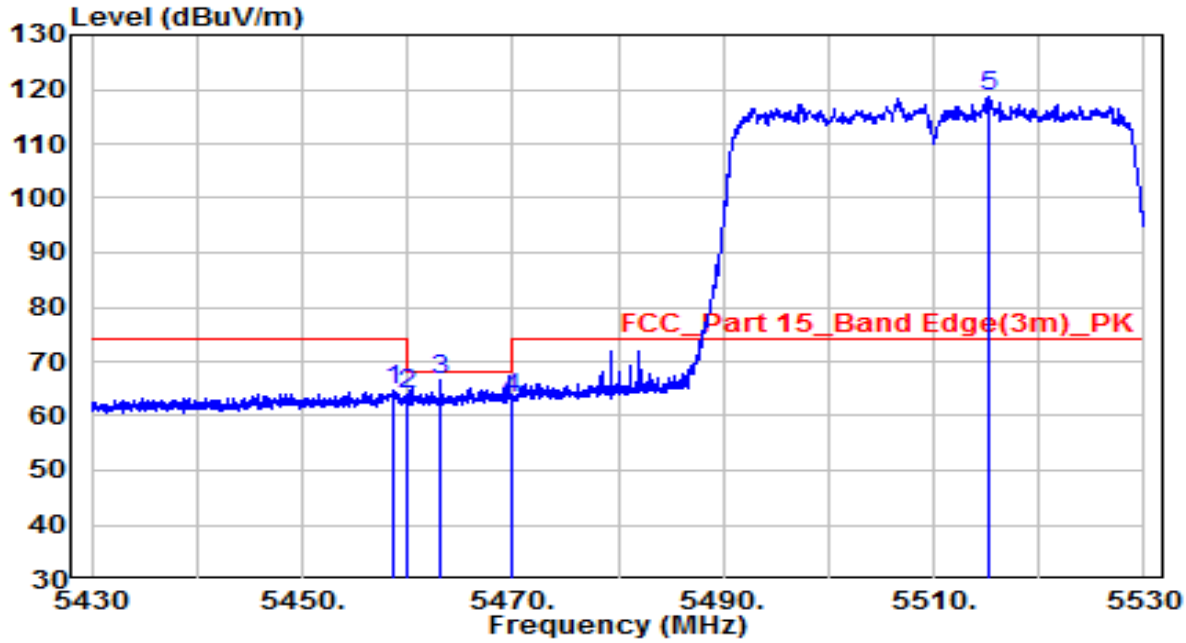

No		Frequency (MHz)	Reading (dBuV)	C.F (dB/m)	Measurement (dBuV/m)	Margin (dB)	Limit (dBuV/m)	Remark (QP/PK/AV)
1		5458.750	43.91	20.70	64.62	-9.38	74.00	Peak
2		5460.000	43.25	20.70	63.95	-4.25	68.20	Peak
3		5463.150	45.97	20.71	66.68	-1.52	68.20	Peak
4		5470.000	42.45	20.72	63.17	-5.03	68.20	Peak
5	*	5515.300	97.76	20.83	118.58	N/A	N/A	Peak

Note:

1. " *", means this data is the worst emission level.

2. C.F (Correction Factor) = Antenna Factor (dB/m) + Cable Loss (dB)+ 16dB Attenuation (dB)– Preamplifier(dB).

3. Measurement(dBuV/m) = Reading(dBuV) + C.F (Correction Factor).

EUT	AXE5400 Tri-Band Wi-Fi 6E Router	Date of Test	2021-10-17
Factor	BBHA 9120D (1GHz~18GHz)	Temp. / Humidity	23°C/57%
Polarity	Vertical	Site / Test Engineer	AC1 / Jay
Test Mode	Transmit by 802.11ax-HE40 at Channel 5510MHz	Test Voltage	120V/60Hz

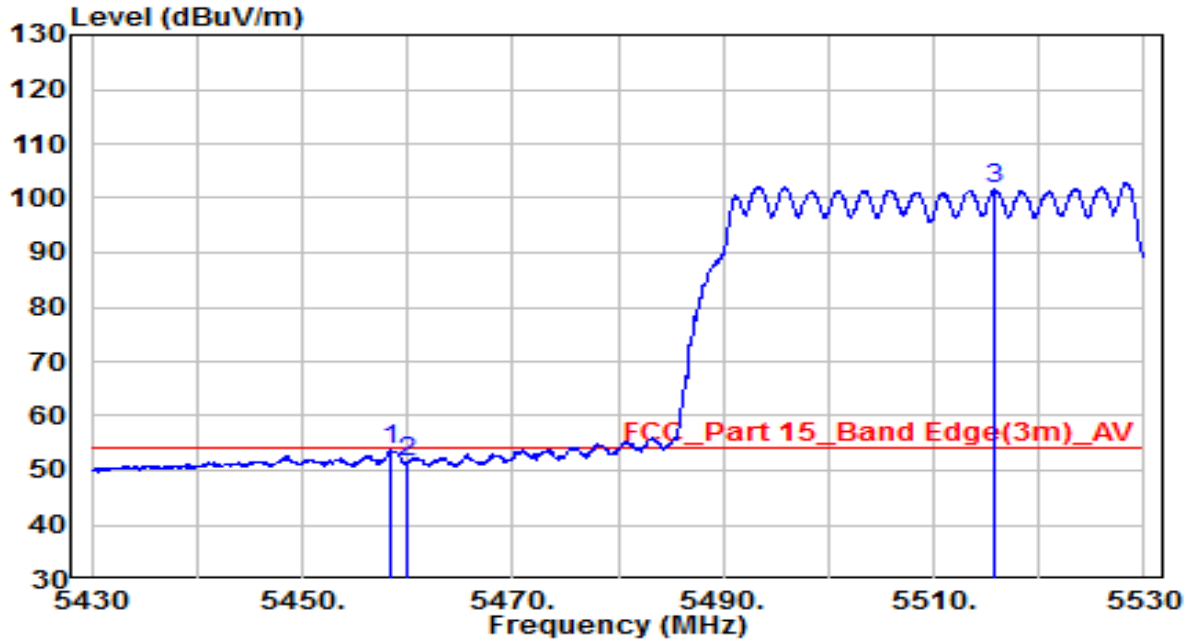

No		Frequency (MHz)	Reading (dBuV)	C.F (dB/m)	Measurement (dBuV/m)	Margin (dB)	Limit (dBuV/m)	Remark (QP/PK/AV)
1		5458.500	32.93	20.70	53.63	-0.37	54.00	Average
2		5460.000	30.74	20.70	51.44	-2.56	54.00	Average
3	*	5515.700	80.76	20.83	101.59	N/A	N/A	Average

Note:

1. " *", means this data is the worst emission level.

2. C.F (Correction Factor) = Antenna Factor (dB/m) + Cable Loss (dB)+ 16dB Attenuation (dB)– Preamplifier(dB).

3. Measurement(dBuV/m) = Reading(dBuV) + C.F (Correction Factor).

EUT	AXE5400 Tri-Band Wi-Fi 6E Router	Date of Test	2021-10-17
Factor	BBHA 9120D (1GHz~18GHz)	Temp. / Humidity	23°C/57%
Polarity	Horizontal	Site / Test Engineer	AC1/Jay
Test Mode	Transmit at 5755MHz by 802.11ax-HE40	Test Voltage	AC 120V/60Hz

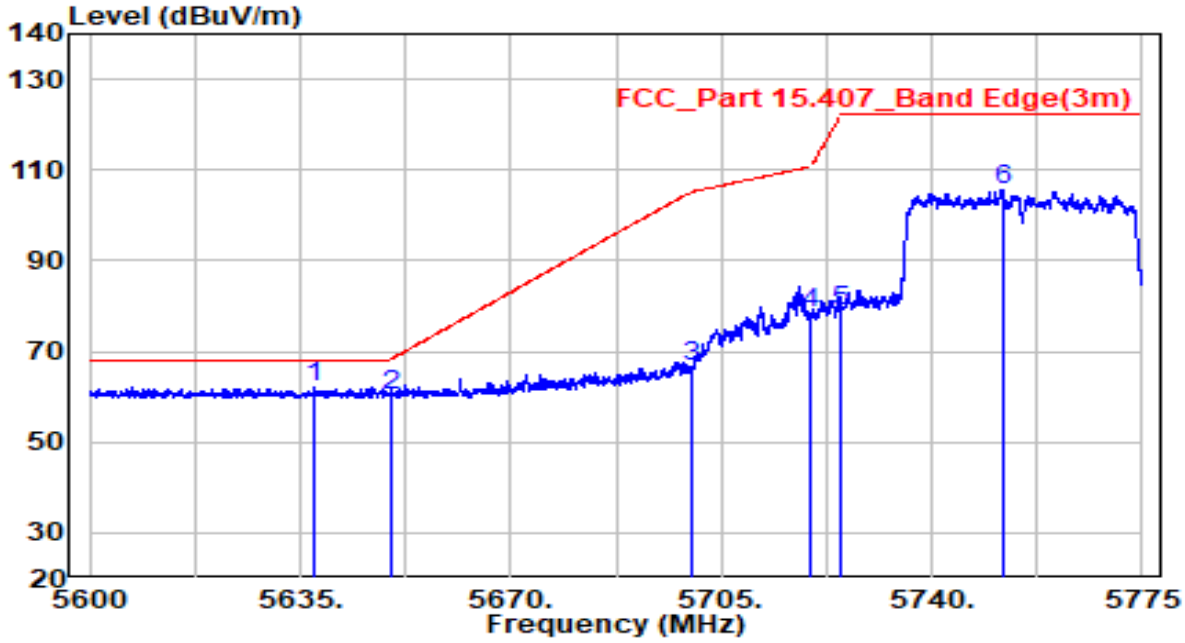

No		Frequency (MHz)	Reading (dBuV)	C.F (dB/m)	Measurement (dBuV/m)	Margin (dB)	Limit (dBuV/m)	Remark (QP/PK/AV)
1	*	5637.275	56.98	5.27	62.25	-5.95	68.20	Peak
2		5650.000	55.14	5.32	60.46	-7.74	68.20	Peak
3		5700.000	61.23	5.50	66.73	-38.47	105.20	Peak
4		5720.000	73.04	5.57	78.61	-32.19	110.80	Peak
5		5725.000	73.29	5.59	78.87	-43.33	122.20	Peak
6		5751.813	100.05	5.69	105.73	N/A	N/A	Peak

Note:

1. " *", means this data is the worst emission level.
2. C.F (Correction Factor) = Antenna Factor (dB/m) + Cable Loss (dB)– Preamplifier(dB) + 23dB Attenuation.
3. Measurement(dBuV/m) = Reading(dBuV) + C.F (Correction Factor).

EUT	AXE5400 Tri-Band Wi-Fi 6E Router	Date of Test	2021-10-17
Factor	BBHA 9120D (1GHz~18GHz)	Temp. / Humidity	23°C/57%
Polarity	Vertical	Site / Test Engineer	AC1/Jay
Test Mode	Transmit at 5755MHz by 802.11ax-HE40	Test Voltage	AC 120V/60Hz

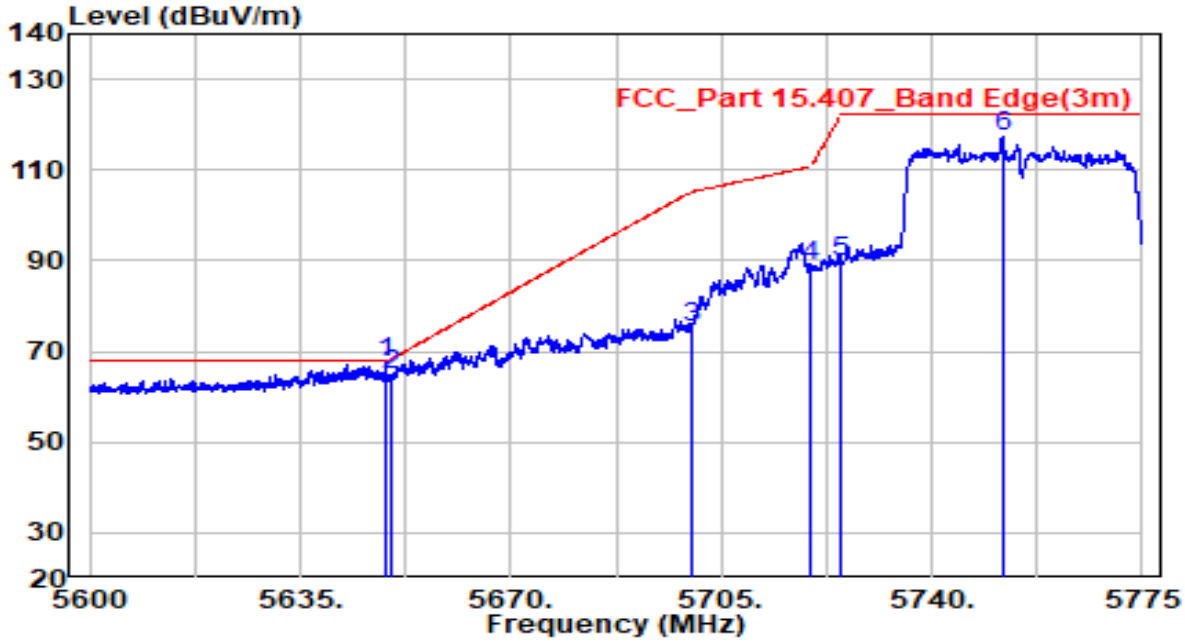

No		Frequency (MHz)	Reading (dBuV)	C.F (dB/m)	Measurement (dBuV/m)	Margin (dB)	Limit (dBuV/m)	Remark (QP/PK/AV)
1	*	5649.175	62.07	5.31	67.39	-0.81	68.20	Peak
2		5650.000	59.52	5.32	64.83	-3.37	68.20	Peak
3		5700.000	69.71	5.50	75.20	-30.00	105.20	Peak
4		5720.000	83.21	5.57	88.78	-22.02	110.80	Peak
5		5725.000	84.06	5.59	89.65	-32.55	122.20	Peak
6		5751.813	111.61	5.69	117.29	N/A	N/A	Peak

Note:

1. " *", means this data is the worst emission level.
2. C.F (Correction Factor) = Antenna Factor (dB/m) + Cable Loss (dB)– Preamplifier(dB) + 23dB Attenuation.
3. Measurement(dBuV/m) = Reading(dBuV) + C.F (Correction Factor).

EUT	AXE5400 Tri-Band Wi-Fi 6E Router	Date of Test	2021-10-17
Factor	BBHA 9120D (1GHz~18GHz)	Temp. / Humidity	23°C/57%
Polarity	Horizontal	Site / Test Engineer	AC1/Jay
Test Mode	Transmit at 5795MHz by 802.11ax-HE40	Test Voltage	AC 120V/60Hz

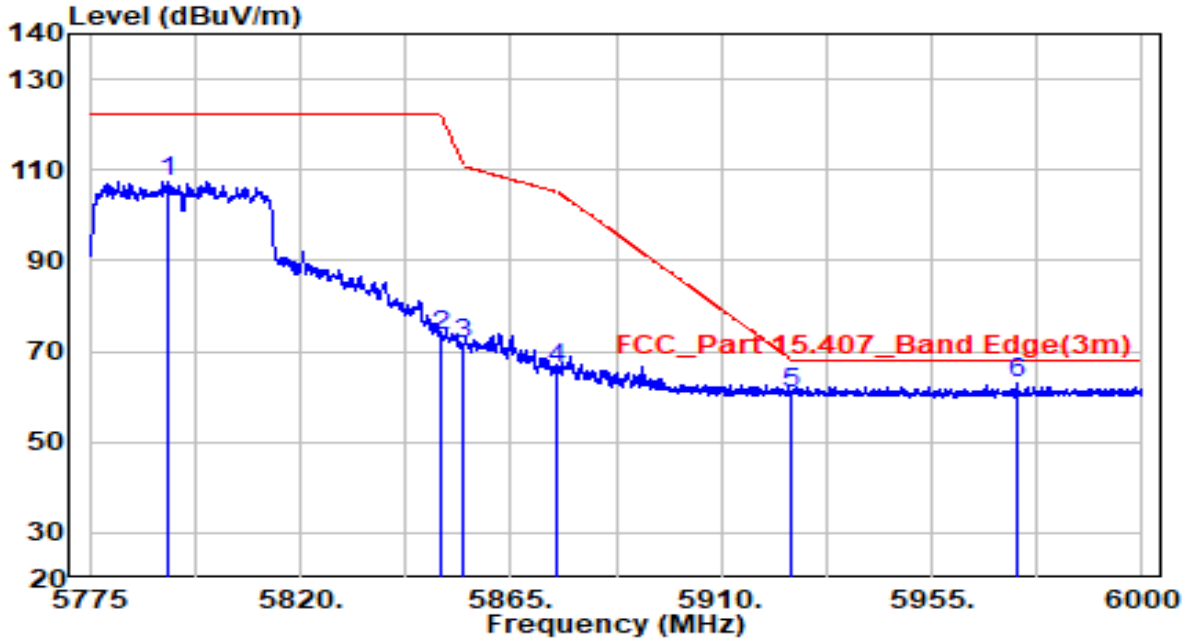

No		Frequency (MHz)	Reading (dBuV)	C.F (dB/m)	Measurement (dBuV/m)	Margin (dB)	Limit (dBuV/m)	Remark (QP/PK/AV)
1		5791.650	101.77	5.83	107.60	N/A	N/A	Peak
2		5850.000	67.58	6.04	73.62	-48.58	122.20	Peak
3		5855.000	65.64	6.06	71.70	-39.10	110.80	Peak
4		5875.000	60.26	6.13	66.39	-38.81	105.20	Peak
5		5925.000	54.37	6.32	60.69	-7.51	68.20	Peak
6	*	5973.112	56.49	6.49	62.98	-5.22	68.20	Peak

Note:

1. " *", means this data is the worst emission level.
2. C.F (Correction Factor) = Antenna Factor (dB/m) + Cable Loss (dB)– Preamplifier(dB) + 23dB Attenuation.
3. Measurement(dBuV/m) = Reading(dBuV) + C.F (Correction Factor).

EUT	AXE5400 Tri-Band Wi-Fi 6E Router	Date of Test	2021-10-17
Factor	BBHA 9120D (1GHz~18GHz)	Temp. / Humidity	23°C/57%
Polarity	Vertical	Site / Test Engineer	AC1/Jay
Test Mode	Transmit at 5795MHz by 802.11ax-HE40	Test Voltage	AC 120V/60Hz

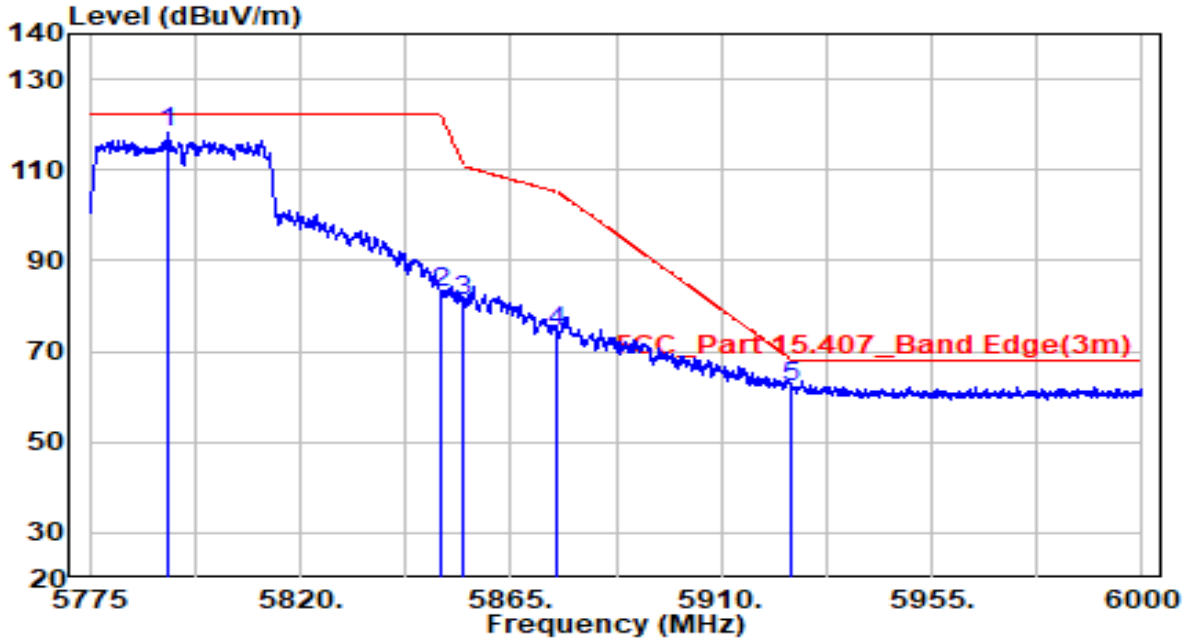

No		Frequency (MHz)	Reading (dBuV)	C.F (dB/m)	Measurement (dBuV/m)	Margin (dB)	Limit (dBuV/m)	Remark (QP/PK/AV)
1	*	5791.875	112.35	5.83	118.18	N/A	N/A	Peak
2		5850.000	77.09	6.04	83.14	-39.06	122.20	Peak
3		5855.000	75.08	6.06	81.15	-29.65	110.80	Peak
4		5875.000	68.13	6.13	74.26	-30.94	105.20	Peak
5		5925.000	55.66	6.32	61.98	-6.22	68.20	Peak

Note:

1. " *", means this data is the worst emission level.
2. C.F (Correction Factor) = Antenna Factor (dB/m) + Cable Loss (dB)– Preamplifier(dB) + 23dB Attenuation.
3. Measurement(dBuV/m) = Reading(dBuV) + C.F (Correction Factor).

EUT	AXE5400 Tri-Band Wi-Fi 6E Router	Date of Test	2021-11-05
Factor	BBHA 9120D (1GHz~18GHz)	Temp. / Humidity	23°C/57%
Polarity	Horizontal	Site / Test Engineer	AC1/Jay
Test Mode	Transmit at 5210MHz by 802.11ax-HE80	Test Voltage	AC 120V/60Hz

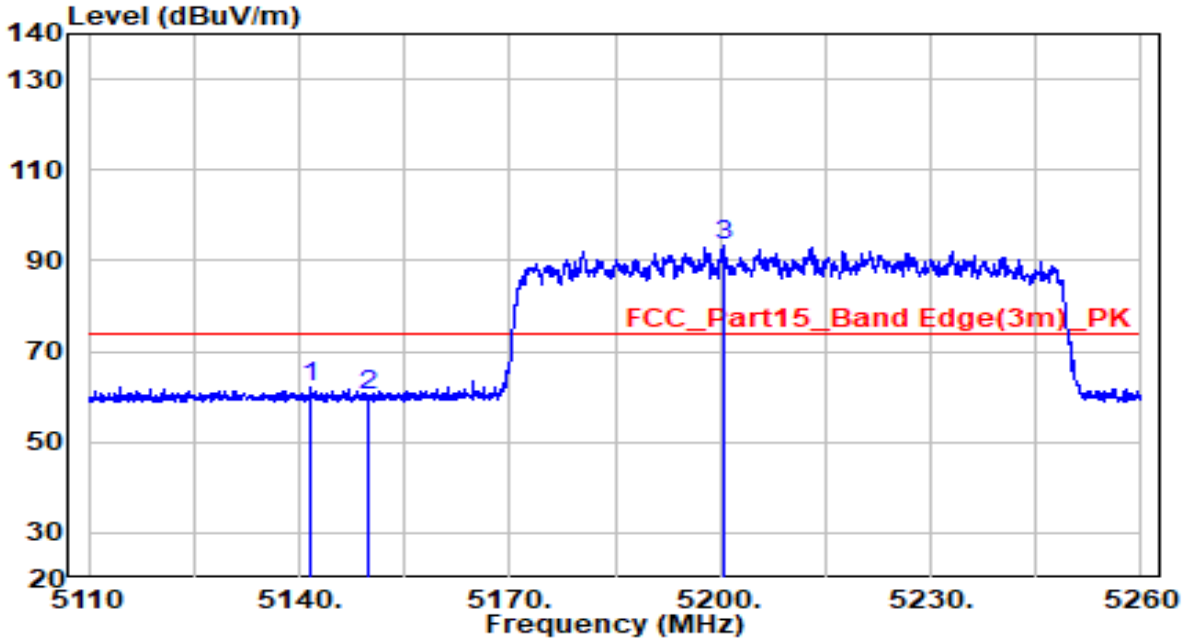

No		Frequency (MHz)	Reading (dBuV)	C.F (dB/m)	Measurement (dBuV/m)	Margin (dB)	Limit (dBuV/m)	Remark (QP/PK/AV)
1		5141.575	57.93	4.18	62.11	-11.89	74.00	Peak
2		5150.000	55.89	4.20	60.09	-13.91	74.00	Peak
3	*	5200.450	89.10	4.28	93.38	N/A	N/A	Peak

Note:

1. " *", means this data is the worst emission level.
2. C.F (Correction Factor) = Antenna Factor (dB/m) + Cable Loss (dB)– Preamplifier(dB) + 23dB Attenuation.
3. Measurement(dBuV/m) = Reading(dBuV) + C.F (Correction Factor).

EUT	AXE5400 Tri-Band Wi-Fi 6E Router	Date of Test	2021-11-05
Factor	BBHA 9120D (1GHz~18GHz)	Temp. / Humidity	23°C/57%
Polarity	Horizontal	Site / Test Engineer	AC1/Jay
Test Mode	Transmit at 5210MHz by 802.11ax-HE80	Test Voltage	AC 120V/60Hz

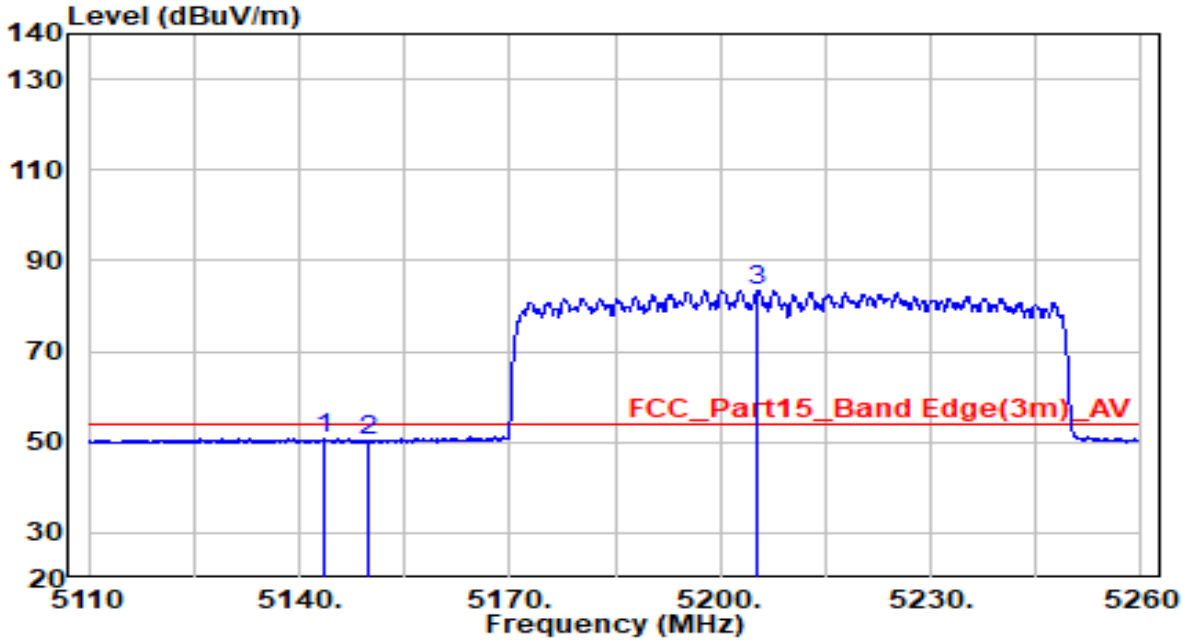

No		Frequency (MHz)	Reading (dBuV)	C.F (dB/m)	Measurement (dBuV/m)	Margin (dB)	Limit (dBuV/m)	Remark (QP/PK/AV)
1		5143.375	46.61	4.19	50.79	-3.21	54.00	Average
2		5150.000	46.03	4.20	50.23	-3.77	54.00	Average
3	*	5205.400	79.28	4.29	83.57	N/A	N/A	Average

Note:

1. " *", means this data is the worst emission level.
2. C.F (Correction Factor) = Antenna Factor (dB/m) + Cable Loss (dB)– Preamplifier(dB) + 23dB Attenuation.
3. Measurement(dBuV/m) = Reading(dBuV) + C.F (Correction Factor).

EUT	AXE5400 Tri-Band Wi-Fi 6E Router	Date of Test	2021-11-05
Factor	BBHA 9120D (1GHz~18GHz)	Temp. / Humidity	23°C/57%
Polarity	Vertical	Site / Test Engineer	AC1/Jay
Test Mode	Transmit at 5210MHz by 802.11ax-HE80	Test Voltage	AC 120V/60Hz

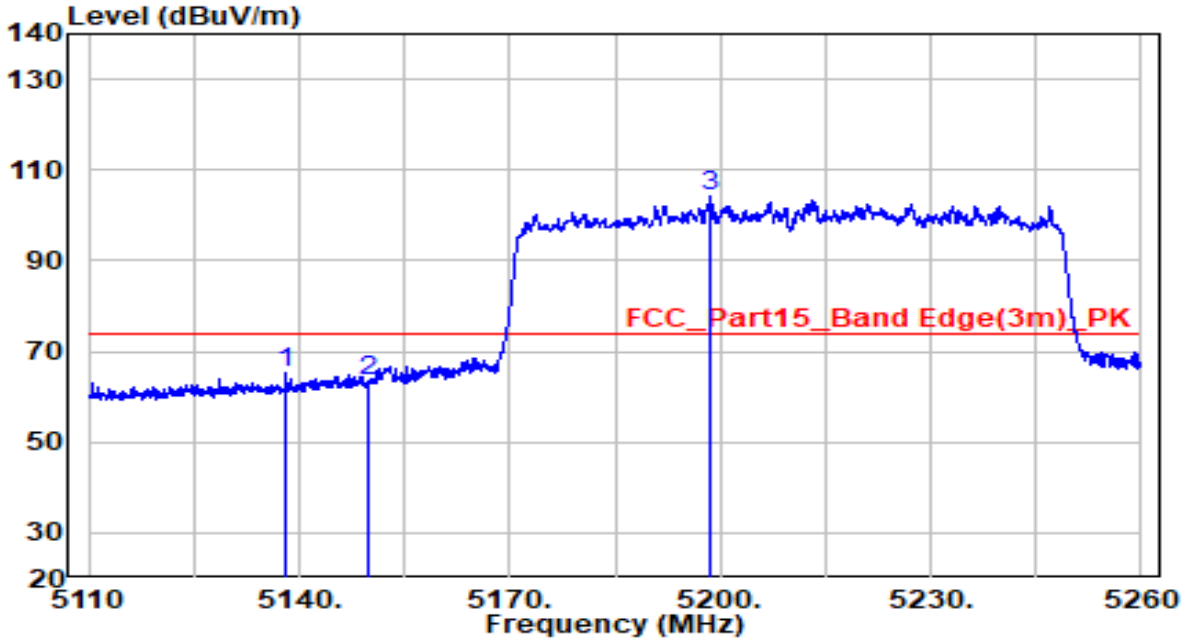

No		Frequency (MHz)	Reading (dBuV)	C.F (dB/m)	Measurement (dBuV/m)	Margin (dB)	Limit (dBuV/m)	Remark (QP/PK/AV)
1		5138.050	61.29	4.18	65.47	-8.53	74.00	Peak
2		5150.000	59.27	4.20	63.46	-10.54	74.00	Peak
3	*	5198.500	99.92	4.28	104.20	N/A	N/A	Peak

Note:

1. " *", means this data is the worst emission level.
2. C.F (Correction Factor) = Antenna Factor (dB/m) + Cable Loss (dB)– Preamplifier(dB) + 23dB Attenuation.
3. Measurement(dBuV/m) = Reading(dBuV) + C.F (Correction Factor).

EUT	AXE5400 Tri-Band Wi-Fi 6E Router	Date of Test	2021-11-05
Factor	BBHA 9120D (1GHz~18GHz)	Temp. / Humidity	23°C/57%
Polarity	Vertical	Site / Test Engineer	AC1/Jay
Test Mode	Transmit at 5210MHz by 802.11ax-HE80	Test Voltage	AC 120V/60Hz

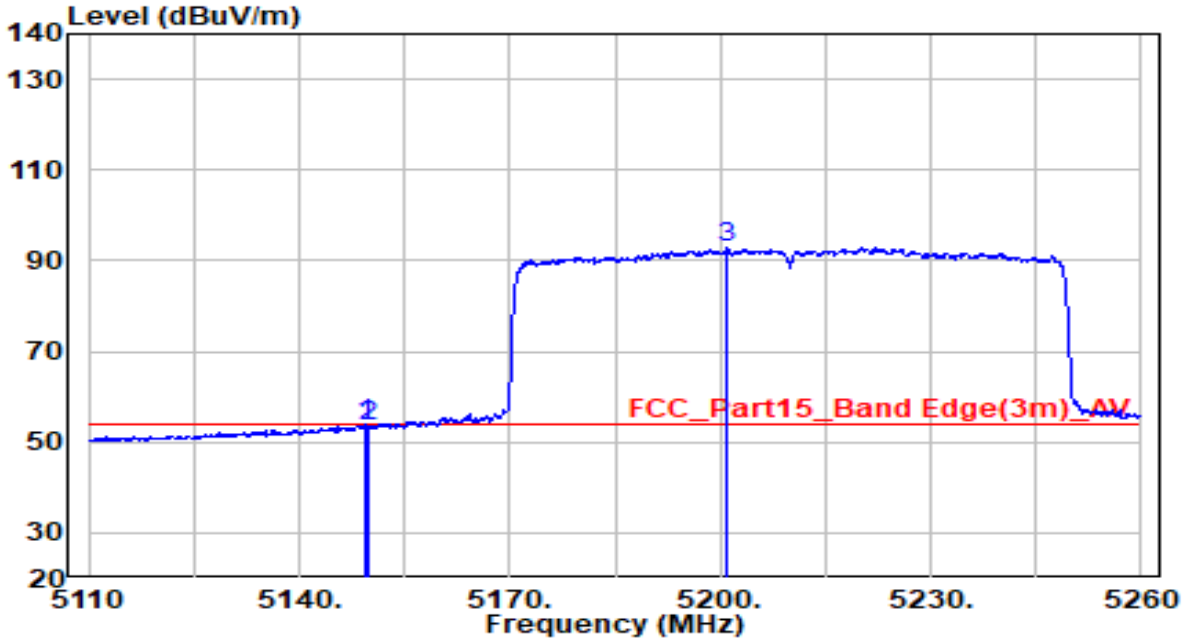

No		Frequency (MHz)	Reading (dBuV)	C.F (dB/m)	Measurement (dBuV/m)	Margin (dB)	Limit (dBuV/m)	Remark (QP/PK/AV)
1		5149.525	49.68	4.20	53.87	-0.13	54.00	Average
2		5150.000	49.21	4.20	53.40	-0.60	54.00	Average
3	*	5200.975	88.64	4.28	92.92	N/A	N/A	Average

Note:

1. " *", means this data is the worst emission level.
2. C.F (Correction Factor) = Antenna Factor (dB/m) + Cable Loss (dB)– Preamplifier(dB) + 23dB Attenuation.
3. Measurement(dBuV/m) = Reading(dBuV) + C.F (Correction Factor).

EUT	AXE5400 Tri-Band Wi-Fi 6E Router	Date of Test	2021-10-17
Factor	BBHA 9120D (1GHz~18GHz)	Temp. / Humidity	23°C/57%
Polarity	Horizontal	Site / Test Engineer	AC1 / Jay
Test Mode	Transmit by 802.11ax-HE80 at Channel 5290MHz	Test Voltage	120V/60Hz

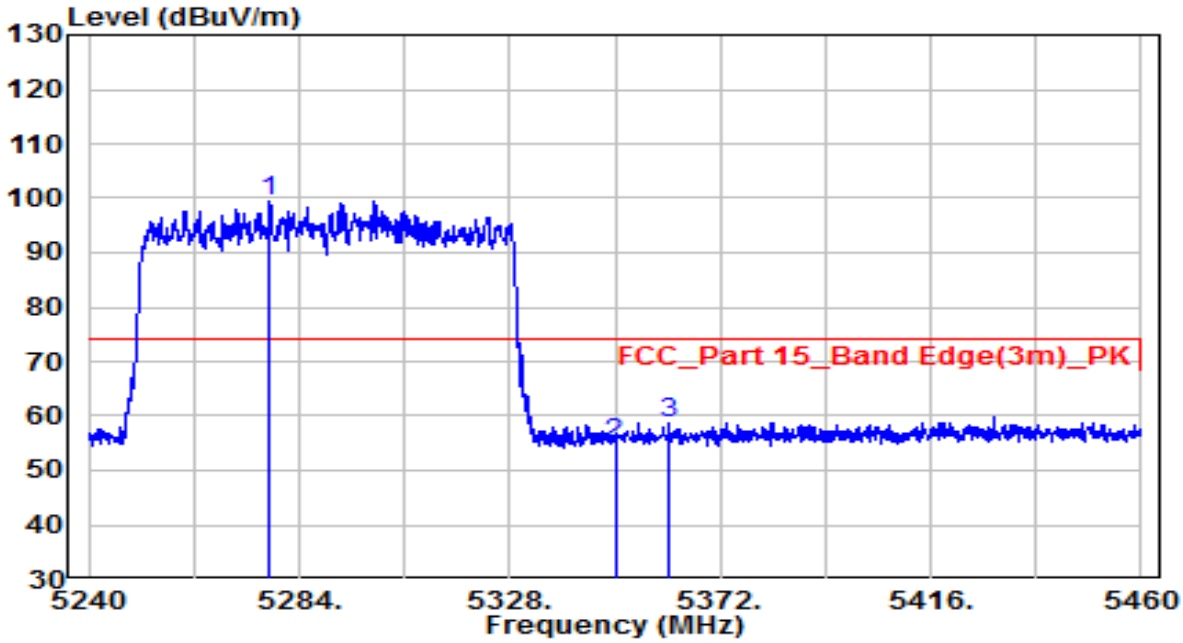

No		Frequency (MHz)	Reading (dBuV)	C.F (dB/m)	Measurement (dBuV/m)	Margin (dB)	Limit (dBuV/m)	Remark (QP/PK/AV)
1	*	5277.950	79.21	20.41	99.62	N/A	N/A	Peak
2		5350.000	34.36	20.52	54.88	-19.12	74.00	Peak
3		5361.220	38.18	20.54	58.72	-15.28	74.00	Peak

Note:

1. " *", means this data is the worst emission level.

2. C.F (Correction Factor) = Antenna Factor (dB/m) + Cable Loss (dB)+ 16dB Attenuation (dB)– Preamplifier(dB).

3. Measurement(dBuV/m) = Reading(dBuV) + C.F (Correction Factor).

EUT	AXE5400 Tri-Band Wi-Fi 6E Router	Date of Test	2021-10-17
Factor	BBHA 9120D (1GHz~18GHz)	Temp. / Humidity	23°C/57%
Polarity	Horizontal	Site / Test Engineer	AC1 / Jay
Test Mode	Transmit by 802.11ax-HE80 at Channel 5290MHz	Test Voltage	120V/60Hz

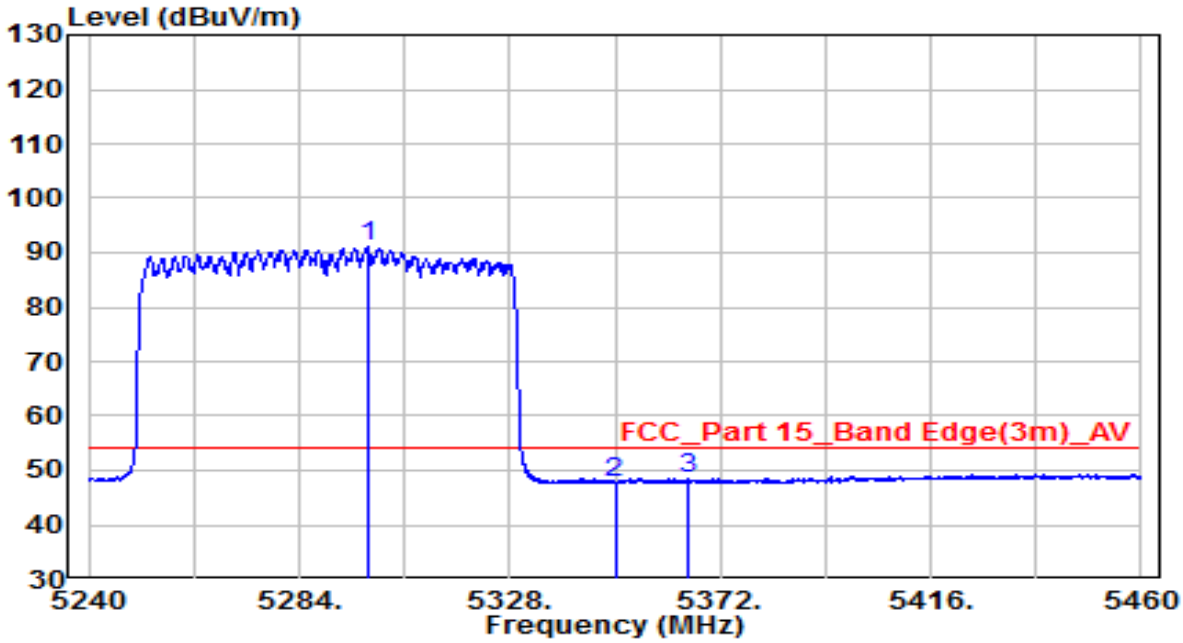

No		Frequency (MHz)	Reading (dBuV)	C.F (dB/m)	Measurement (dBuV/m)	Margin (dB)	Limit (dBuV/m)	Remark (QP/PK/AV)
1	*	5298.300	70.54	20.44	90.98	N/A	N/A	Peak
2		5350.000	27.38	20.52	47.90	-6.10	54.00	Peak
3		5365.180	28.12	20.55	48.67	-5.33	54.00	Peak

Note:

1. " *", means this data is the worst emission level.

2. C.F (Correction Factor) = Antenna Factor (dB/m) + Cable Loss (dB)+ 16dB Attenuation (dB)– Preamplifier(dB).

3. Measurement(dBuV/m) = Reading(dBuV) + C.F (Correction Factor).

EUT	AXE5400 Tri-Band Wi-Fi 6E Router	Date of Test	2021-10-17
Factor	BBHA 9120D (1GHz~18GHz)	Temp. / Humidity	23°C/57%
Polarity	Vertical	Site / Test Engineer	AC1 / Jay
Test Mode	Transmit by 802.11ax-HE80 at Channel 5290MHz	Test Voltage	120V/60Hz

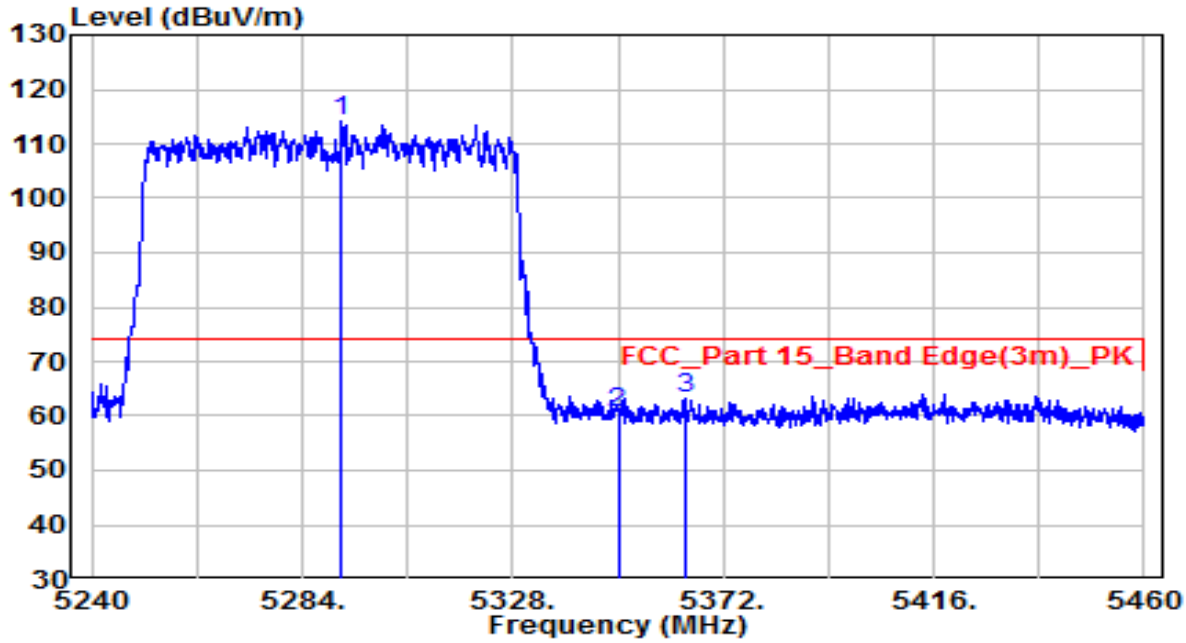

No		Frequency (MHz)	Reading (dBuV)	C.F (dB/m)	Measurement (dBuV/m)	Margin (dB)	Limit (dBuV/m)	Remark (QP/PK/AV)
1	*	5292.140	93.84	20.43	114.27	N/A	N/A	Peak
2		5350.000	39.93	20.52	60.45	-13.55	74.00	Peak
3		5363.860	42.63	20.55	63.17	-10.83	74.00	Peak

Note:

1. " *", means this data is the worst emission level.

2. C.F (Correction Factor) = Antenna Factor (dB/m) + Cable Loss (dB)+ 16dB Attenuation (dB)– Preamplifier(dB).

3. Measurement(dBuV/m) = Reading(dBuV) + C.F (Correction Factor).

EUT	AXE5400 Tri-Band Wi-Fi 6E Router	Date of Test	2021-10-17
Factor	BBHA 9120D (1GHz~18GHz)	Temp. / Humidity	23°C/57%
Polarity	Vertical	Site / Test Engineer	AC1 / Jay
Test Mode	Transmit by 802.11ax-HE80 at Channel 5290MHz	Test Voltage	120V/60Hz

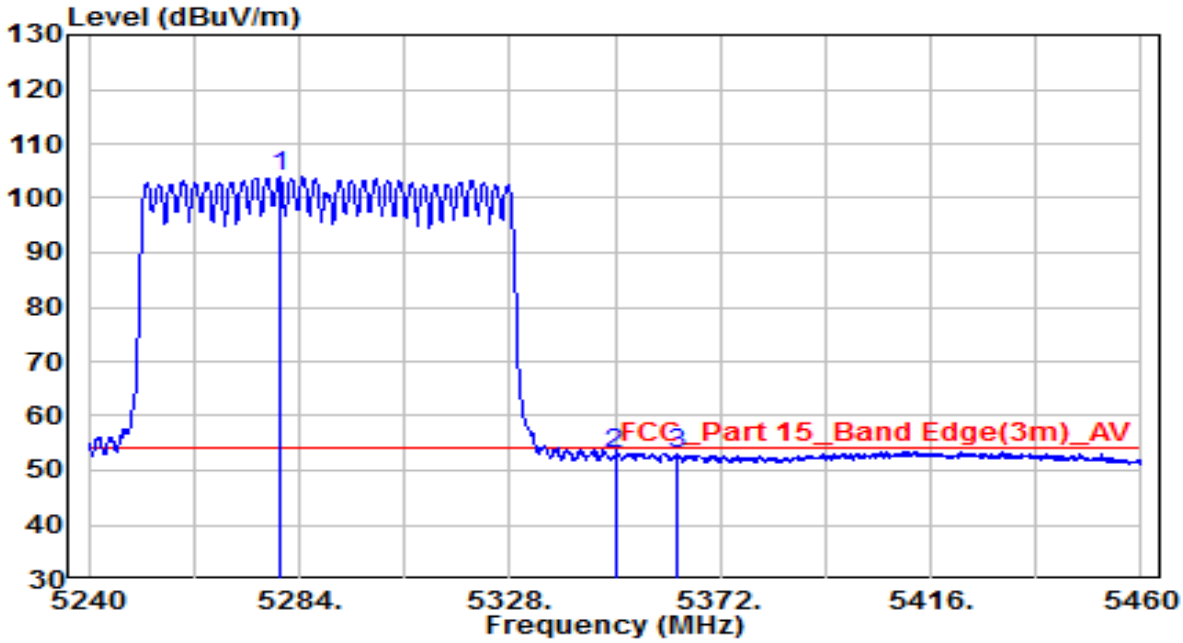

No		Frequency (MHz)	Reading (dBuV)	C.F (dB/m)	Measurement (dBuV/m)	Margin (dB)	Limit (dBuV/m)	Remark (QP/PK/AV)
1	*	5279.930	83.48	20.41	103.89	N/A	N/A	Average
2		5350.000	32.57	20.52	53.10	-0.90	54.00	Average
3		5362.760	32.63	20.54	53.17	-0.83	54.00	Average

Note:

1. " *", means this data is the worst emission level.

2. C.F (Correction Factor) = Antenna Factor (dB/m) + Cable Loss (dB)+ 16dB Attenuation (dB)– Preamplifier(dB).

3. Measurement(dBuV/m) = Reading(dBuV) + C.F (Correction Factor).

EUT	AXE5400 Tri-Band Wi-Fi 6E Router	Date of Test	2021-10-17
Factor	BBHA 9120D (1GHz~18GHz)	Temp. / Humidity	23°C/57%
Polarity	Horizontal	Site / Test Engineer	AC1/Jay
Test Mode	Transmit at 5530MHz by 802.11ax-HE80	Test Voltage	AC 120V/60Hz

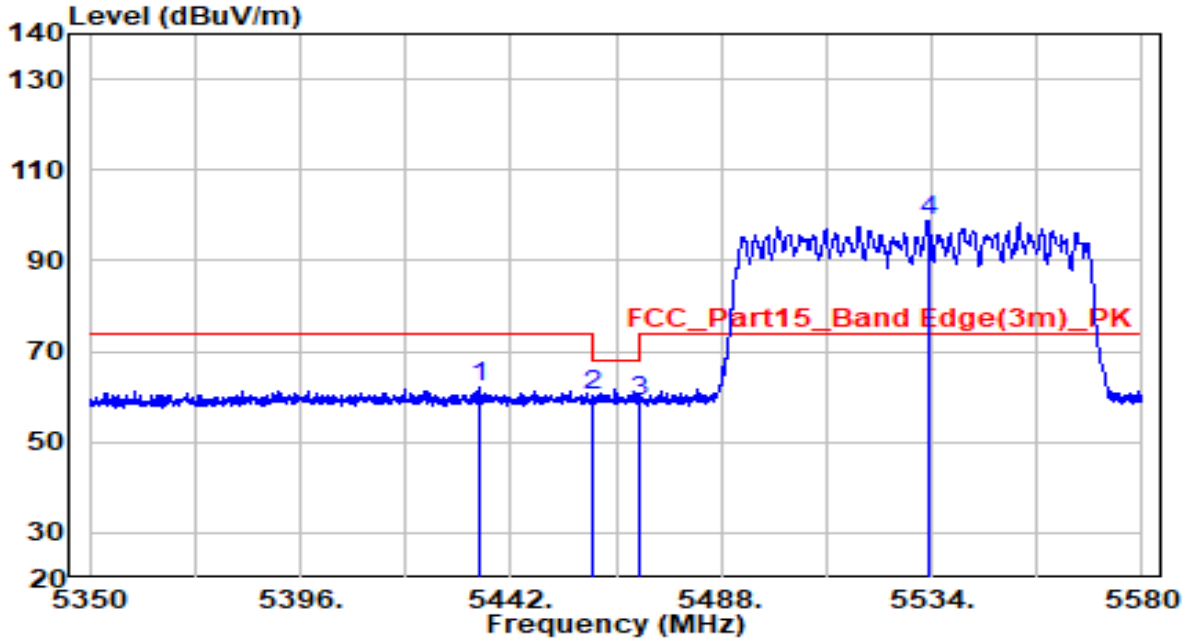

No		Frequency (MHz)	Reading (dBuV)	C.F (dB/m)	Measurement (dBuV/m)	Margin (dB)	Limit (dBuV/m)	Remark (QP/PK/AV)
1		5435.330	57.49	4.66	62.15	-11.85	74.00	Peak
2		5460.000	55.47	4.70	60.17	-8.03	68.20	Peak
3		5470.000	54.44	4.72	59.16	-9.04	68.20	Peak
4	*	5533.310	94.04	4.89	98.93	N/A	N/A	Peak

Note:

1. " *", means this data is the worst emission level.
2. C.F (Correction Factor) = Antenna Factor (dB/m) + Cable Loss (dB)– Preamplifier(dB) + 23dB Attenuation.
3. Measurement(dBuV/m) = Reading(dBuV) + C.F (Correction Factor).

EUT	AXE5400 Tri-Band Wi-Fi 6E Router	Date of Test	2021-10-17
Factor	BBHA 9120D (1GHz~18GHz)	Temp. / Humidity	23°C/57%
Polarity	Horizontal	Site / Test Engineer	AC1/Jay
Test Mode	Transmit at 5530MHz by 802.11ax-HE80	Test Voltage	AC 120V/60Hz

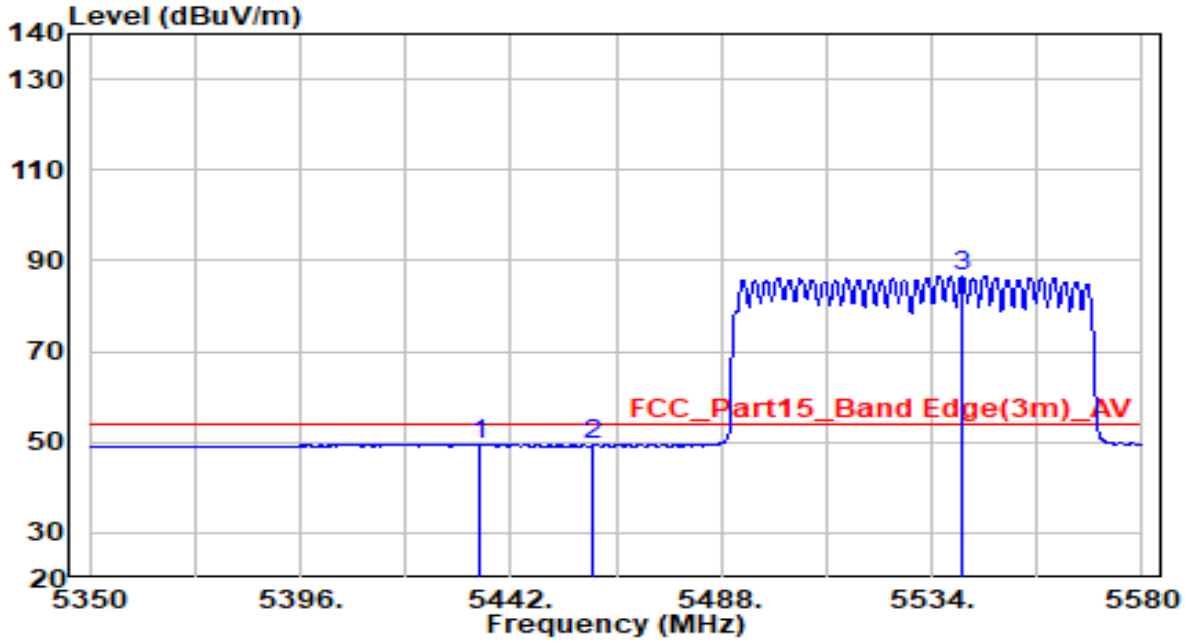

No		Frequency (MHz)	Reading (dBuV)	C.F (dB/m)	Measurement (dBuV/m)	Margin (dB)	Limit (dBuV/m)	Remark (QP/PK/AV)
1		5435.330	44.74	4.66	49.40	-4.60	54.00	Average
2		5460.000	44.61	4.70	49.31	-4.69	54.00	Average
3	*	5540.670	81.81	4.92	86.73	N/A	N/A	Average

Note:

1. " *", means this data is the worst emission level.
2. C.F (Correction Factor) = Antenna Factor (dB/m) + Cable Loss (dB)– Preamplifier(dB) + 23dB Attenuation.
3. Measurement(dBuV/m) = Reading(dBuV) + C.F (Correction Factor).

EUT	AXE5400 Tri-Band Wi-Fi 6E Router	Date of Test	2021-10-17
Factor	BBHA 9120D (1GHz~18GHz)	Temp. / Humidity	23°C/57%
Polarity	Vertical	Site / Test Engineer	AC1/Jay
Test Mode	Transmit at 5530MHz by 802.11ax-HE80	Test Voltage	AC 120V/60Hz

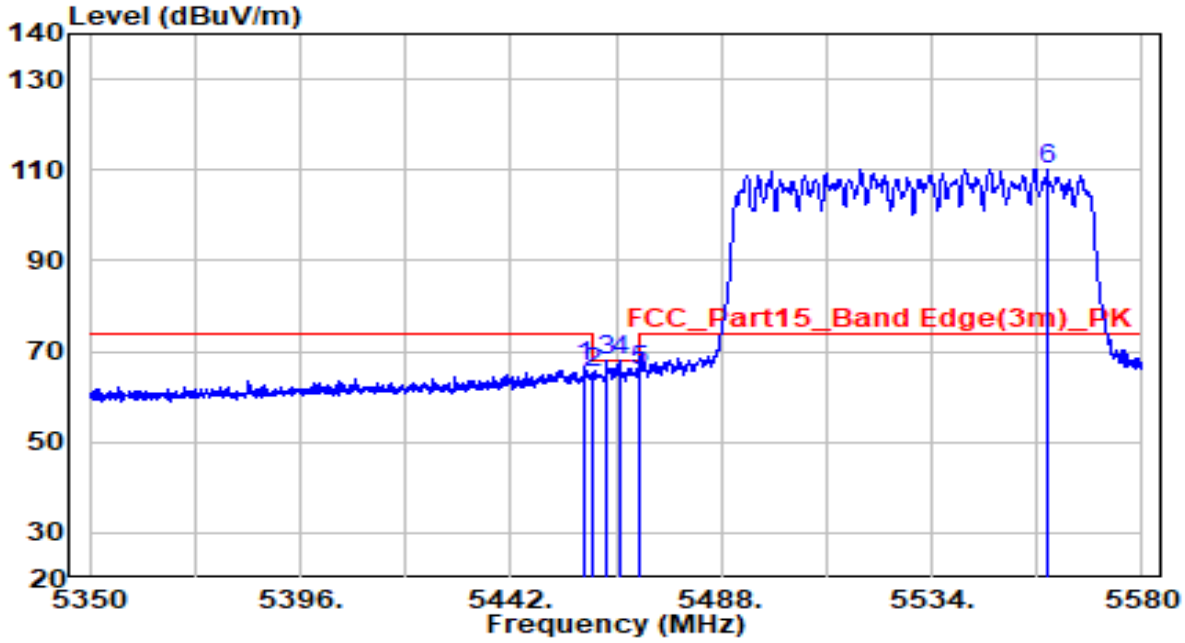

No		Frequency (MHz)	Reading (dBuV)	C.F (dB/m)	Measurement (dBuV/m)	Margin (dB)	Limit (dBuV/m)	Remark (QP/PK/AV)
1		5457.985	61.92	4.70	66.62	-7.38	74.00	Peak
2		5460.000	60.38	4.70	65.08	-3.12	68.20	Peak
3		5462.815	63.21	4.71	67.92	-0.28	68.20	Peak
4		5465.920	63.26	4.71	67.97	-0.23	68.20	Peak
5		5470.000	60.85	4.72	65.57	-2.63	68.20	Peak
6	*	5559.185	105.25	4.99	110.23	N/A	N/A	Peak

Note:

1. " *", means this data is the worst emission level.
2. C.F (Correction Factor) = Antenna Factor (dB/m) + Cable Loss (dB)– Preamplifier(dB) + 23dB Attenuation.
3. Measurement(dBuV/m) = Reading(dBuV) + C.F (Correction Factor).

EUT	AXE5400 Tri-Band Wi-Fi 6E Router	Date of Test	2021-10-17
Factor	BBHA 9120D (1GHz~18GHz)	Temp. / Humidity	23°C/57%
Polarity	Vertical	Site / Test Engineer	AC1/Jay
Test Mode	Transmit at 5530MHz by 802.11ax-HE80	Test Voltage	AC 120V/60Hz

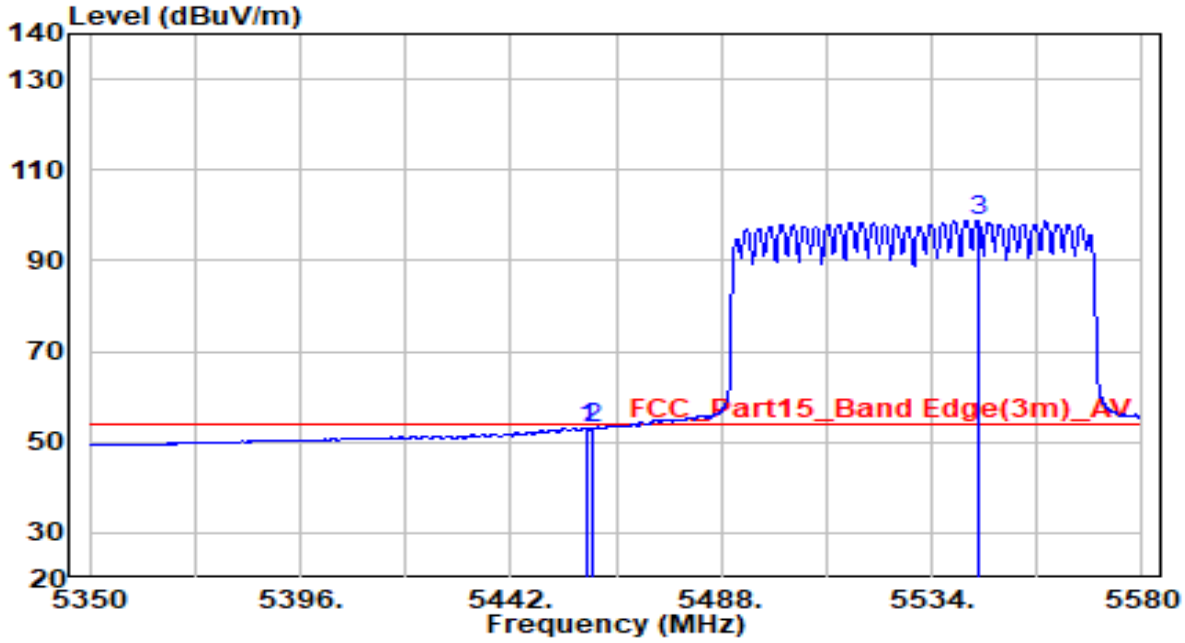

No		Frequency (MHz)	Reading (dBuV)	C.F (dB/m)	Measurement (dBuV/m)	Margin (dB)	Limit (dBuV/m)	Remark (QP/PK/AV)
1		5458.445	48.47	4.70	53.17	-0.83	54.00	Average
2		5460.000	48.19	4.70	52.89	-1.11	54.00	Average
3	*	5544.005	94.07	4.93	99.00	N/A	N/A	Average

Note:

1. " *", means this data is the worst emission level.
2. C.F (Correction Factor) = Antenna Factor (dB/m) + Cable Loss (dB)– Preamplifier(dB) + 23dB Attenuation.
3. Measurement(dBuV/m) = Reading(dBuV) + C.F (Correction Factor).

EUT	AXE5400 Tri-Band Wi-Fi 6E Router	Date of Test	2021-10-17
Factor	BBHA 9120D (1GHz~18GHz)	Temp. / Humidity	23°C/57%
Polarity	Horizontal	Site / Test Engineer	AC1/Jay
Test Mode	Transmit at 5610MHz by 802.11ax-HE80	Test Voltage	AC 120V/60Hz

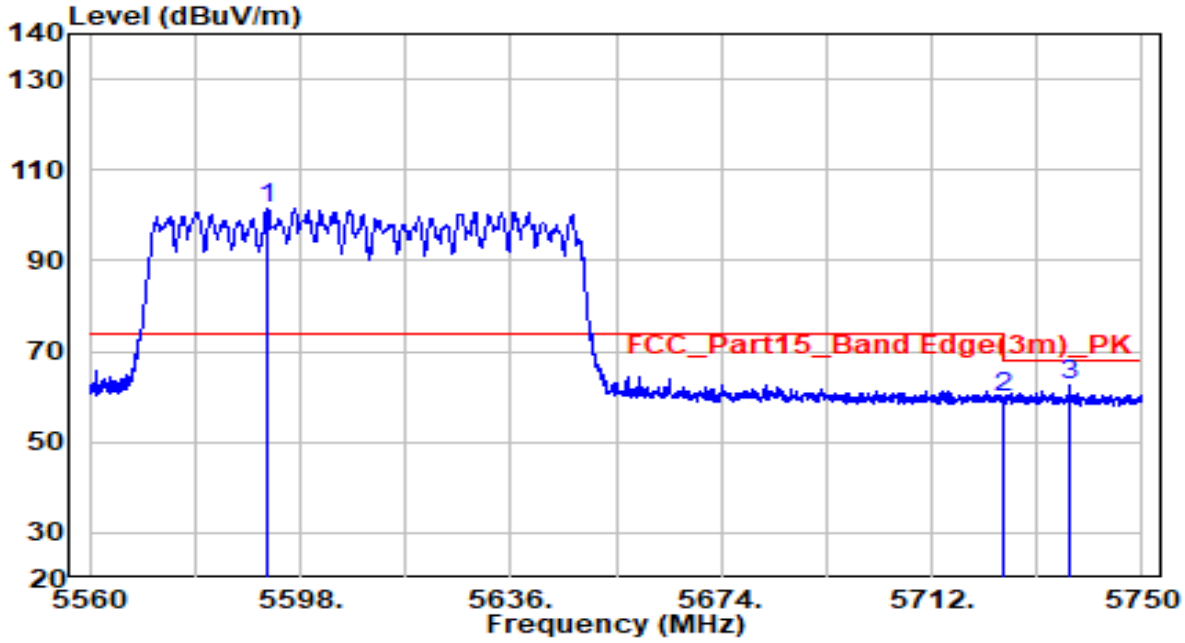

No		Frequency (MHz)	Reading (dBuV)	C.F (dB/m)	Measurement (dBuV/m)	Margin (dB)	Limit (dBuV/m)	Remark (QP/PK/AV)
1	*	5592.110	96.60	5.11	101.71	N/A	N/A	Peak
2		5725.000	54.06	5.59	59.65	-8.55	68.20	Peak
3		5736.795	56.79	5.63	62.43	-5.77	68.20	Peak

Note:

1. " *", means this data is the worst emission level.
2. C.F (Correction Factor) = Antenna Factor (dB/m) + Cable Loss (dB)– Preamplifier(dB) + 23dB Attenuation.
3. Measurement(dBuV/m) = Reading(dBuV) + C.F (Correction Factor).

EUT	AXE5400 Tri-Band Wi-Fi 6E Router	Date of Test	2021-10-17
Factor	BBHA 9120D (1GHz~18GHz)	Temp. / Humidity	23°C/57%
Polarity	Vertical	Site / Test Engineer	AC1/Jay
Test Mode	Transmit at 5610MHz by 802.11ax-HE80	Test Voltage	AC 120V/60Hz

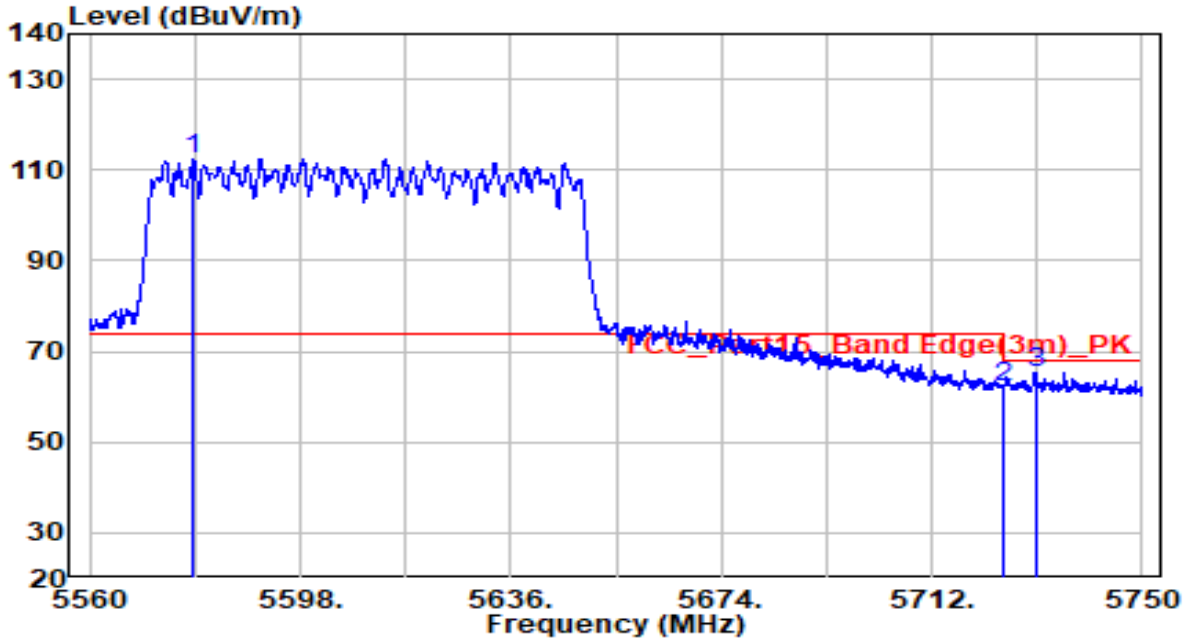

No		Frequency (MHz)	Reading (dBuV)	C.F (dB/m)	Measurement (dBuV/m)	Margin (dB)	Limit (dBuV/m)	Remark (QP/PK/AV)
1	*	5578.525	107.52	5.06	112.57	N/A	N/A	Peak
2		5725.000	56.72	5.59	62.31	-5.89	68.20	Peak
3		5730.715	59.76	5.61	65.37	-2.83	68.20	Peak

Note:

1. " *", means this data is the worst emission level.
2. C.F (Correction Factor) = Antenna Factor (dB/m) + Cable Loss (dB)– Preamplifier(dB) + 23dB Attenuation.
3. Measurement(dBuV/m) = Reading(dBuV) + C.F (Correction Factor).

EUT	AXE5400 Tri-Band Wi-Fi 6E Router	Date of Test	2021-10-17
Factor	BBHA 9120D (1GHz~18GHz)	Temp. / Humidity	23°C/57%
Polarity	Horizontal	Site / Test Engineer	AC1/Jay
Test Mode	Transmit at 5775MHz by 802.11ax-HE80	Test Voltage	AC 120V/60Hz

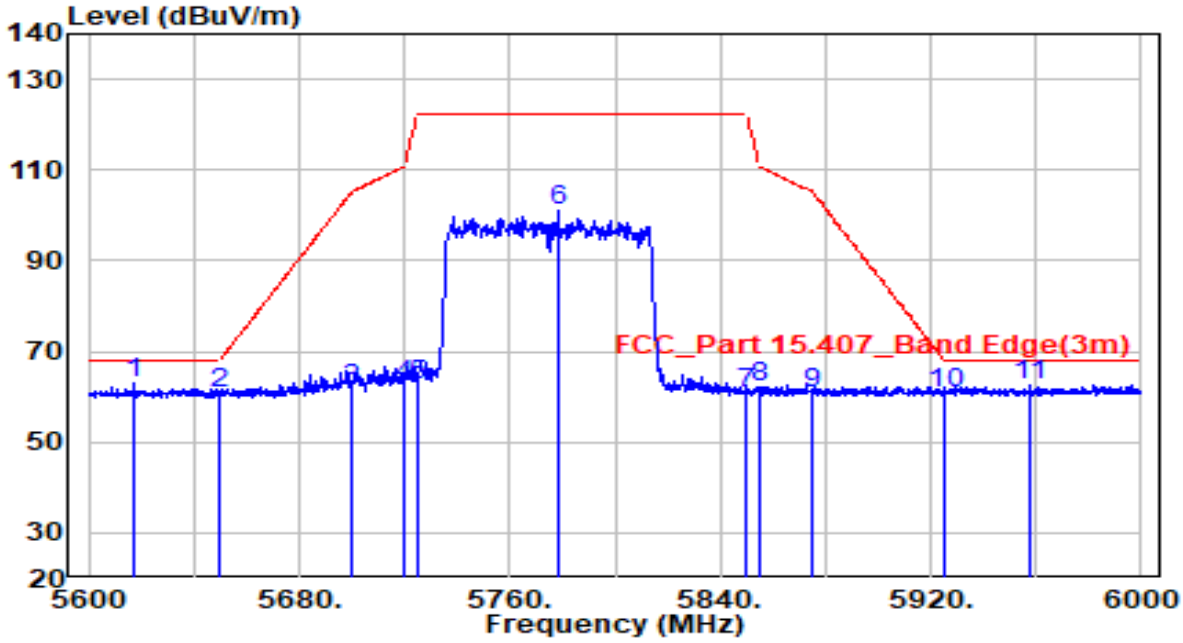

No		Frequency (MHz)	Reading (dBuV)	C.F (dB/m)	Measurement (dBuV/m)	Margin (dB)	Limit (dBuV/m)	Remark (QP/PK/AV)
1	*	5617.400	57.68	5.20	62.88	-5.32	68.20	Peak
2		5650.000	55.61	5.32	60.93	-7.27	68.20	Peak
3		5700.000	56.35	5.50	61.85	-43.35	105.20	Peak
4		5720.000	57.15	5.57	62.72	-48.08	110.80	Peak
5		5725.000	56.98	5.59	62.57	-59.63	122.20	Peak
6		5778.400	95.13	5.78	100.92	N/A	N/A	Peak
7		5850.000	54.84	6.04	60.88	-61.32	122.20	Peak
8		5855.000	56.02	6.06	62.08	-48.72	110.80	Peak
9		5875.000	54.63	6.13	60.76	-44.44	105.20	Peak
10		5925.000	54.46	6.32	60.78	-7.42	68.20	Peak
11		5957.600	56.22	6.44	62.66	-5.54	68.20	Peak

Note:

1. " *", means this data is the worst emission level.
2. C.F (Correction Factor) = Antenna Factor (dB/m) + Cable Loss (dB)– Preamplifier(dB) + 23dB Attenuation.
3. Measurement(dBuV/m) = Reading(dBuV) + C.F (Correction Factor).

EUT	AXE5400 Tri-Band Wi-Fi 6E Router	Date of Test	2021-10-17
Factor	BBHA 9120D (1GHz~18GHz)	Temp. / Humidity	23°C/57%
Polarity	Vertical	Site / Test Engineer	AC1/Jay
Test Mode	Transmit at 5775MHz by 802.11ax-HE80	Test Voltage	AC 120V/60Hz

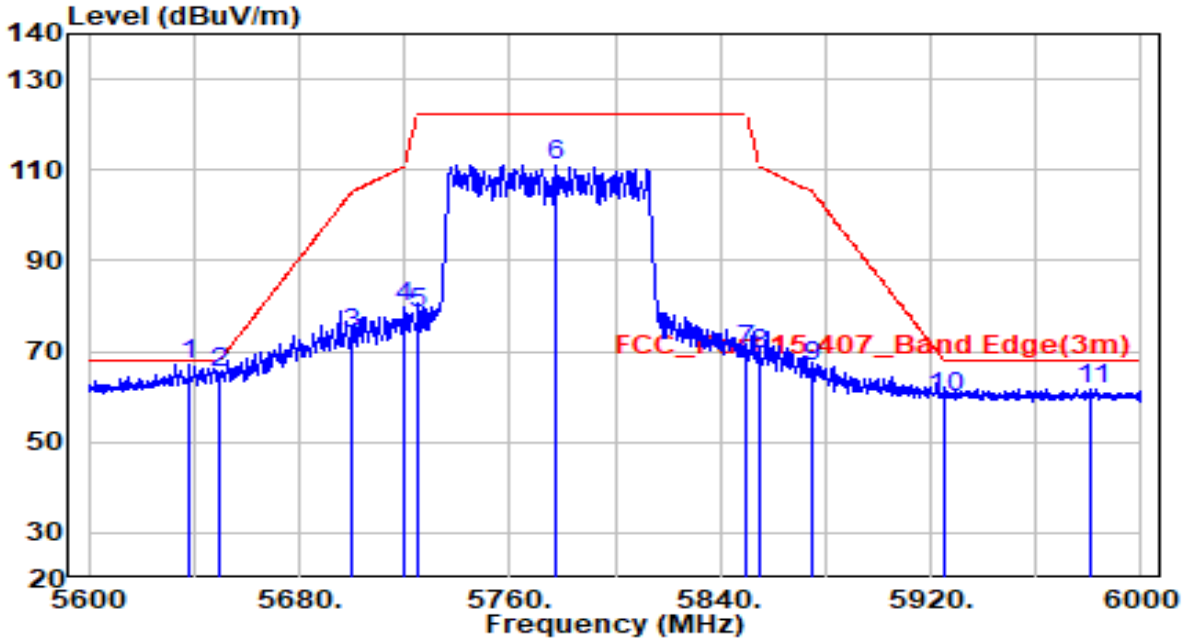

No		Frequency (MHz)	Reading (dBuV)	C.F (dB/m)	Measurement (dBuV/m)	Margin (dB)	Limit (dBuV/m)	Remark (QP/PK/AV)
1	*	5637.800	62.03	5.27	67.30	-0.90	68.20	Peak
2		5650.000	60.10	5.32	65.42	-2.78	68.20	Peak
3		5700.000	68.60	5.50	74.10	-31.10	105.20	Peak
4		5720.000	74.21	5.57	79.78	-31.02	110.80	Peak
5		5725.000	72.92	5.59	78.51	-43.69	122.20	Peak
6		5777.400	105.34	5.78	111.11	N/A	N/A	Peak
7		5850.000	64.36	6.04	70.40	-51.80	122.20	Peak
8		5855.000	63.44	6.06	69.50	-41.30	110.80	Peak
9		5875.000	60.47	6.13	66.60	-38.60	105.20	Peak
10		5925.000	53.47	6.32	59.79	-8.41	68.20	Peak
11		5981.200	55.34	6.52	61.86	-6.34	68.20	Peak

Note:

1. " *", means this data is the worst emission level.
2. C.F (Correction Factor) = Antenna Factor (dB/m) + Cable Loss (dB)– Preamplifier(dB) + 23dB Attenuation.
3. Measurement(dBuV/m) = Reading(dBuV) + C.F (Correction Factor).

EUT	AXE5400 Tri-Band Wi-Fi 6E Router	Date of Test	2021-10-17
Factor	BBHA 9120D (1GHz~18GHz)	Temp. / Humidity	23°C/57%
Polarity	Horizontal	Site / Test Engineer	AC1/Jay
Test Mode	Transmit at 5250MHz by 802.11ax-HE160	Test Voltage	AC 120V/60Hz

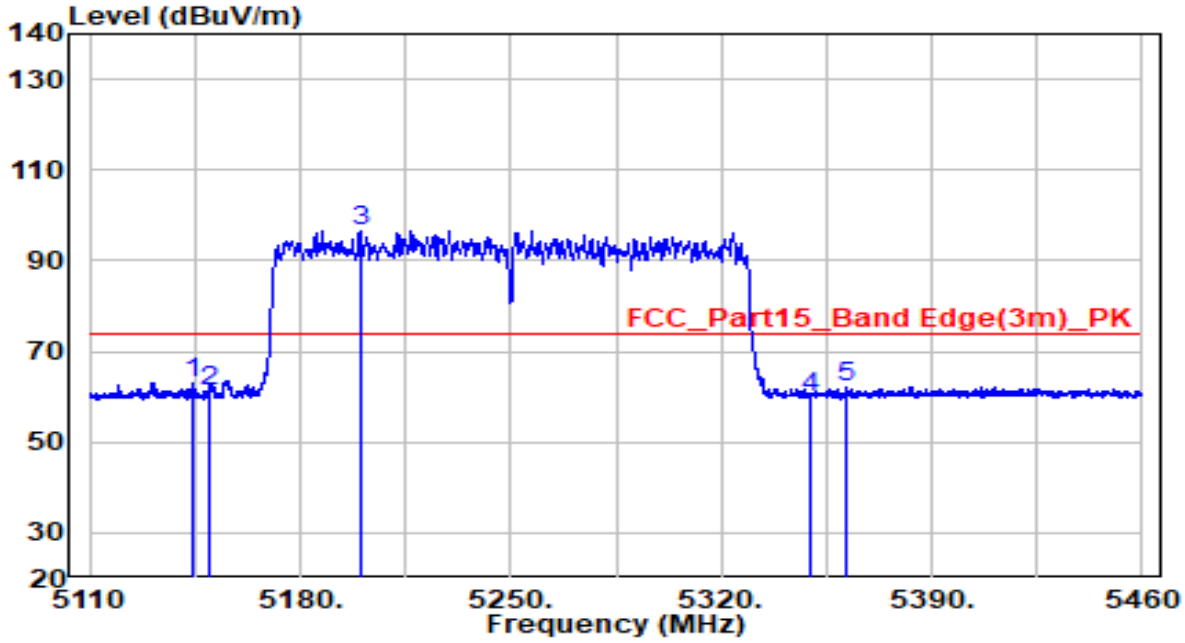

No		Frequency (MHz)	Reading (dBuV)	C.F (dB/m)	Measurement (dBuV/m)	Margin (dB)	Limit (dBuV/m)	Remark (QP/PK/AV)
1		5143.950	58.75	4.19	62.94	-11.06	74.00	Peak
2		5150.075	57.23	4.20	61.43	-12.57	74.00	Peak
3	*	5199.775	92.40	4.28	96.68	N/A	N/A	Peak
4		5350.000	55.48	4.52	60.01	-13.99	74.00	Peak
5		5361.475	57.62	4.54	62.16	-11.84	74.00	Peak

Note:

1. " *", means this data is the worst emission level.
2. C.F (Correction Factor) = Antenna Factor (dB/m) + Cable Loss (dB)– Preamplifier(dB) + 23dB Attenuation.
3. Measurement(dBuV/m) = Reading(dBuV) + C.F (Correction Factor).

EUT	AXE5400 Tri-Band Wi-Fi 6E Router	Date of Test	2021-10-17
Factor	BBHA 9120D (1GHz~18GHz)	Temp. / Humidity	23°C/57%
Polarity	Horizontal	Site / Test Engineer	AC1/Jay
Test Mode	Transmit at 5250MHz by 802.11ax-HE160	Test Voltage	AC 120V/60Hz

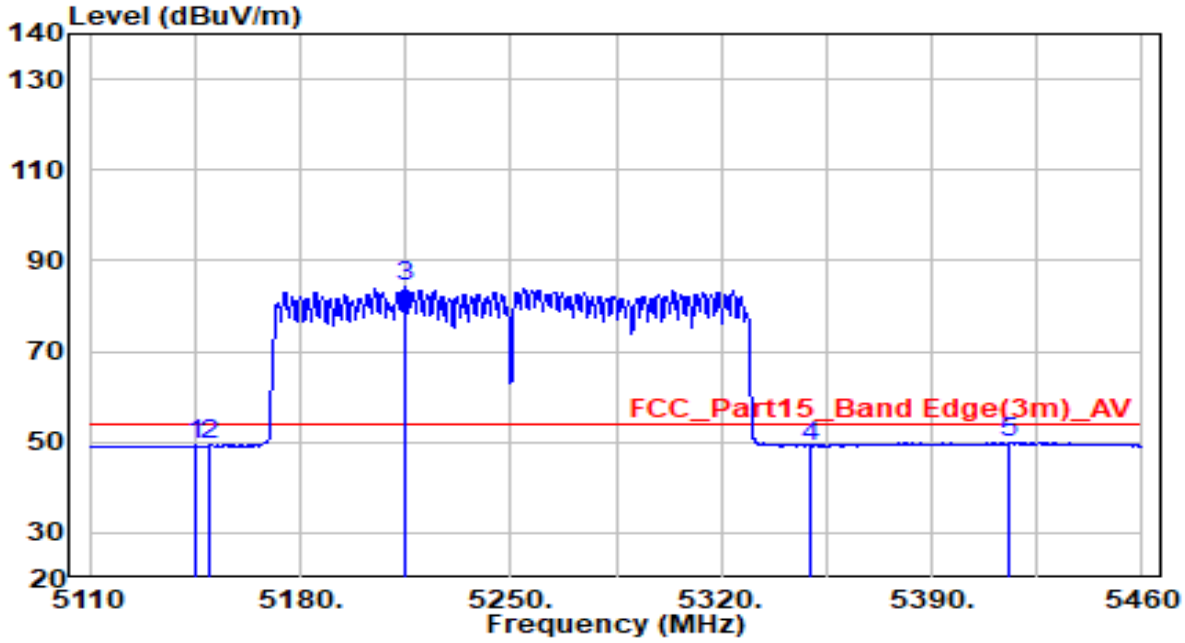

No		Frequency (MHz)	Reading (dBuV)	C.F (dB/m)	Measurement (dBuV/m)	Margin (dB)	Limit (dBuV/m)	Remark (QP/PK/AV)
1		5145.175	45.07	4.19	49.26	-4.74	54.00	Average
2		5150.075	45.08	4.20	49.28	-4.72	54.00	Average
3	*	5215.000	80.17	4.30	84.48	N/A	N/A	Average
4		5350.000	44.68	4.52	49.20	-4.80	54.00	Average
5		5415.900	45.25	4.63	49.88	-4.12	54.00	Average

Note:

1. " *", means this data is the worst emission level.
2. C.F (Correction Factor) = Antenna Factor (dB/m) + Cable Loss (dB)– Preamplifier(dB) + 23dB Attenuation.
3. Measurement(dBuV/m) = Reading(dBuV) + C.F (Correction Factor).

EUT	AXE5400 Tri-Band Wi-Fi 6E Router	Date of Test	2021-10-17
Factor	BBHA 9120D (1GHz~18GHz)	Temp. / Humidity	23°C/57%
Polarity	Vertical	Site / Test Engineer	AC1/Jay
Test Mode	Transmit at 5250MHz by 802.11ax-HE160	Test Voltage	AC 120V/60Hz

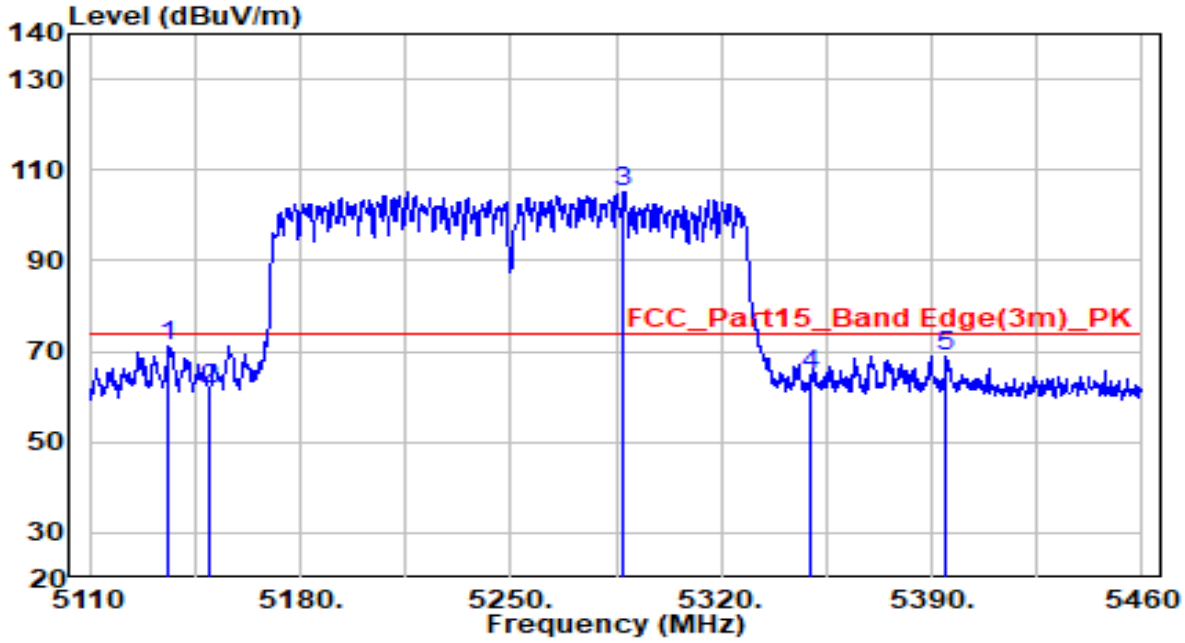

No		Frequency (MHz)	Reading (dBuV)	C.F (dB/m)	Measurement (dBuV/m)	Margin (dB)	Limit (dBuV/m)	Remark (QP/PK/AV)
1		5136.250	66.96	4.17	71.13	-2.87	74.00	Peak
2		5150.075	57.40	4.20	61.59	-12.41	74.00	Peak
3	*	5287.625	100.90	4.42	105.33	N/A	N/A	Peak
4		5350.000	60.18	4.52	64.71	-9.29	74.00	Peak
5		5394.900	64.36	4.60	68.95	-5.05	74.00	Peak

Note:

1. " *", means this data is the worst emission level.
2. C.F (Correction Factor) = Antenna Factor (dB/m) + Cable Loss (dB)– Preamplifier(dB) + 23dB Attenuation.
3. Measurement(dBuV/m) = Reading(dBuV) + C.F (Correction Factor).

EUT	AXE5400 Tri-Band Wi-Fi 6E Router	Date of Test	2021-10-17
Factor	BBHA 9120D (1GHz~18GHz)	Temp. / Humidity	23°C/57%
Polarity	Vertical	Site / Test Engineer	AC1/Jay
Test Mode	Transmit at 5250MHz by 802.11ax-HE160	Test Voltage	AC 120V/60Hz

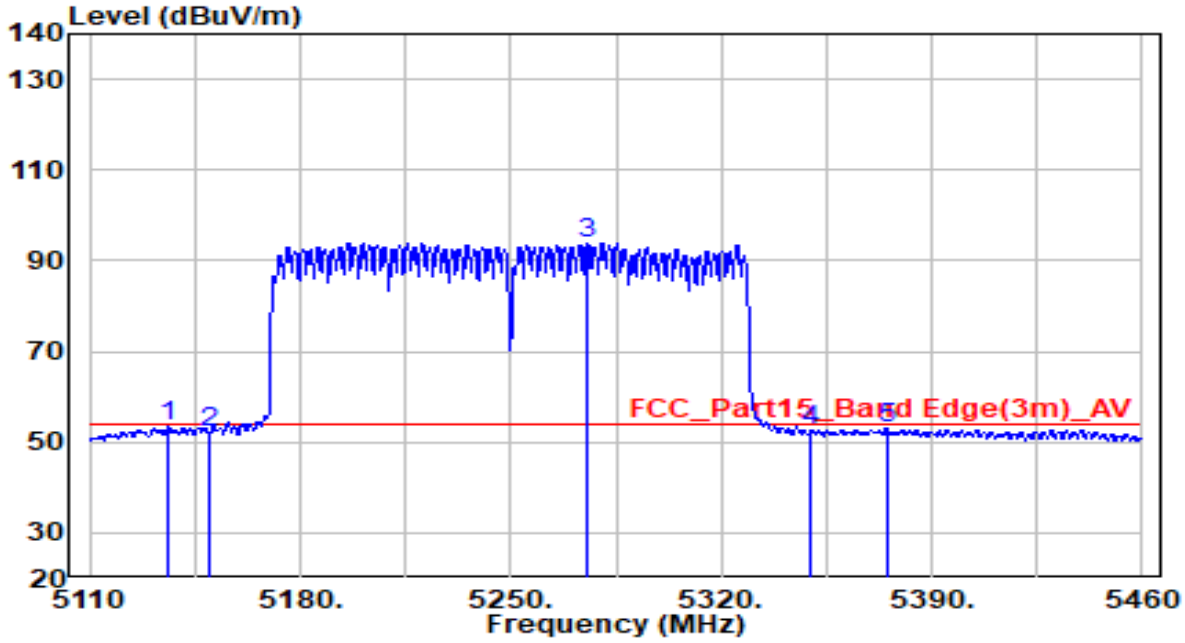

No		Frequency (MHz)	Reading (dBuV)	C.F (dB/m)	Measurement (dBuV/m)	Margin (dB)	Limit (dBuV/m)	Remark (QP/PK/AV)
1		5136.075	49.19	4.17	53.36	-0.64	54.00	Average
2		5150.075	47.84	4.20	52.04	-1.96	54.00	Average
3	*	5275.375	89.47	4.40	93.87	N/A	N/A	Average
4		5350.000	47.98	4.52	52.51	-1.49	54.00	Average
5		5374.950	48.60	4.56	53.16	-0.84	54.00	Average

Note:

1. " *", means this data is the worst emission level.
2. C.F (Correction Factor) = Antenna Factor (dB/m) + Cable Loss (dB)– Preamplifier(dB) + 23dB Attenuation.
3. Measurement(dBuV/m) = Reading(dBuV) + C.F (Correction Factor).

EUT	AXE5400 Tri-Band Wi-Fi 6E Router	Date of Test	2021-10-17
Factor	BBHA 9120D (1GHz~18GHz)	Temp. / Humidity	23°C/57%
Polarity	Horizontal	Site / Test Engineer	AC1/Jay
Test Mode	Transmit at 5570MHz by 802.11ax-HE160	Test Voltage	AC 120V/60Hz

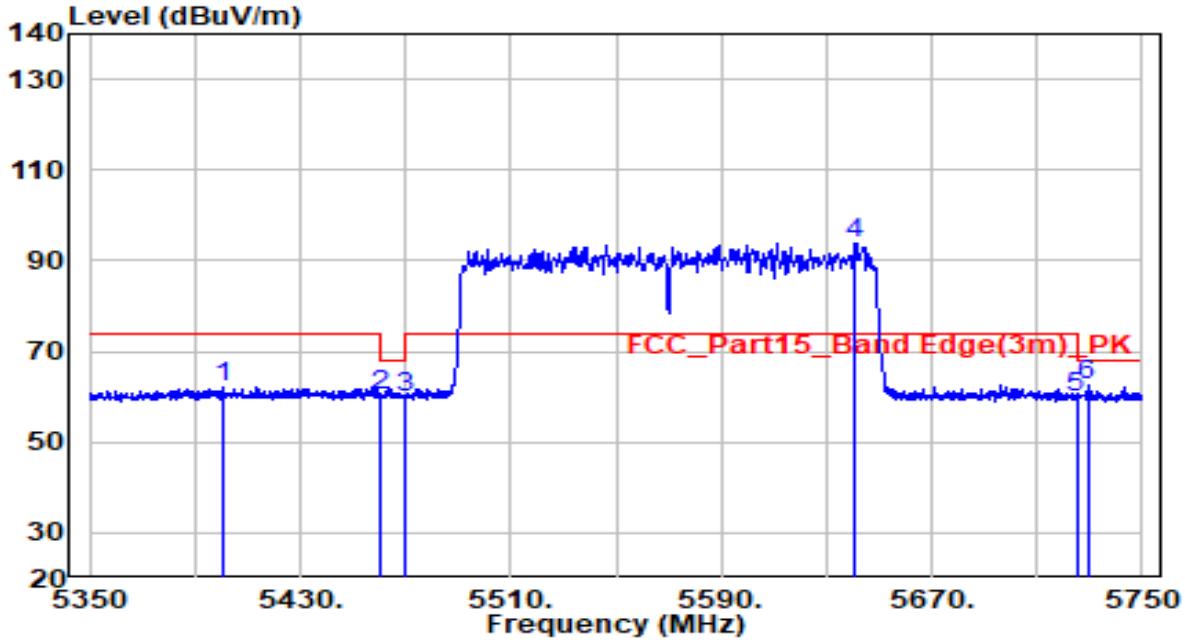

No		Frequency (MHz)	Reading (dBuV)	C.F (dB/m)	Measurement (dBuV/m)	Margin (dB)	Limit (dBuV/m)	Remark (QP/PK/AV)
1		5401.000	57.64	4.61	62.25	-11.75	74.00	Peak
2		5460.000	55.81	4.70	60.51	-7.69	68.20	Peak
3		5470.000	55.19	4.72	59.91	-8.29	68.20	Peak
4	*	5641.000	88.49	5.28	93.77	N/A	N/A	Peak
5		5725.000	54.26	5.59	59.85	-8.35	68.20	Peak
6		5729.200	56.97	5.60	62.58	-5.62	68.20	Peak

Note:

1. " *", means this data is the worst emission level.
2. C.F (Correction Factor) = Antenna Factor (dB/m) + Cable Loss (dB)– Preamplifier(dB) + 23dB Attenuation.
3. Measurement(dBuV/m) = Reading(dBuV) + C.F (Correction Factor).

EUT	AXE5400 Tri-Band Wi-Fi 6E Router	Date of Test	2021-10-17
Factor	BBHA 9120D (1GHz~18GHz)	Temp. / Humidity	23°C/57%
Polarity	Horizontal	Site / Test Engineer	AC1/Jay
Test Mode	Transmit at 5570MHz by 802.11ax-HE160	Test Voltage	AC 120V/60Hz

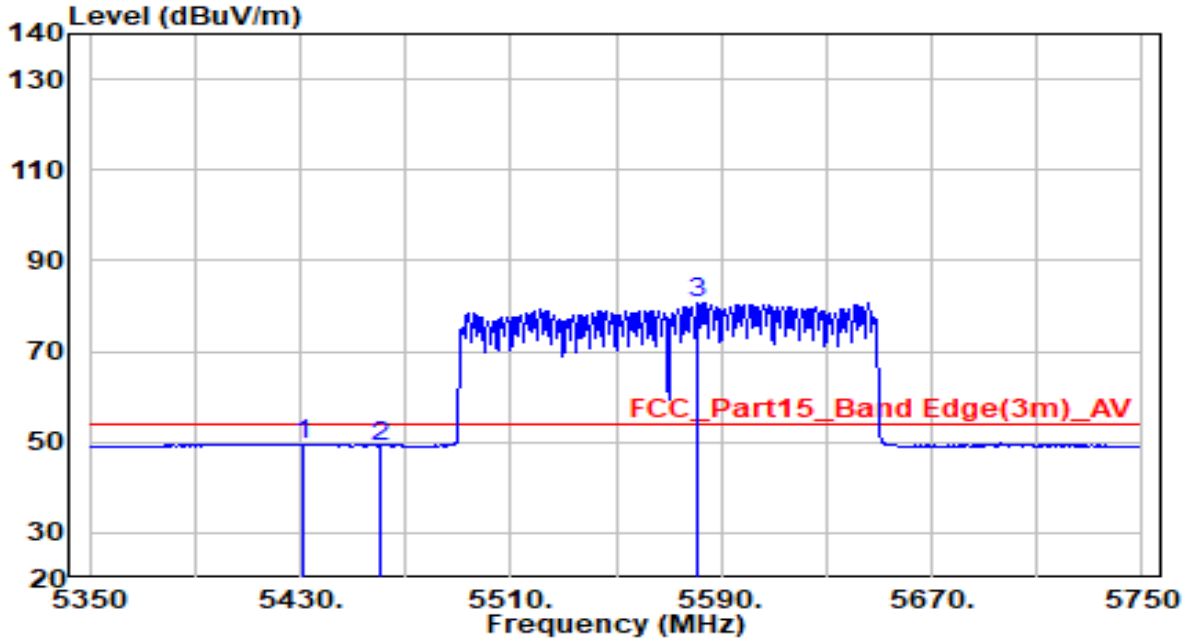

No		Frequency (MHz)	Reading (dBuV)	C.F (dB/m)	Measurement (dBuV/m)	Margin (dB)	Limit (dBuV/m)	Remark (QP/PK/AV)
1		5431.200	44.93	4.66	49.59	-4.41	54.00	Average
2		5460.000	44.43	4.70	49.13	-4.87	54.00	Average
3	*	5581.200	75.59	5.07	80.66	N/A	N/A	Average

Note:

1. " *", means this data is the worst emission level.
2. C.F (Correction Factor) = Antenna Factor (dB/m) + Cable Loss (dB)– Preamplifier(dB) + 23dB Attenuation.
3. Measurement(dBuV/m) = Reading(dBuV) + C.F (Correction Factor).

EUT	AXE5400 Tri-Band Wi-Fi 6E Router	Date of Test	2021-10-17
Factor	BBHA 9120D (1GHz~18GHz)	Temp. / Humidity	23°C/57%
Polarity	Vertical	Site / Test Engineer	AC1/Jay
Test Mode	Transmit at 5570MHz by 802.11ax-HE160	Test Voltage	AC 120V/60Hz

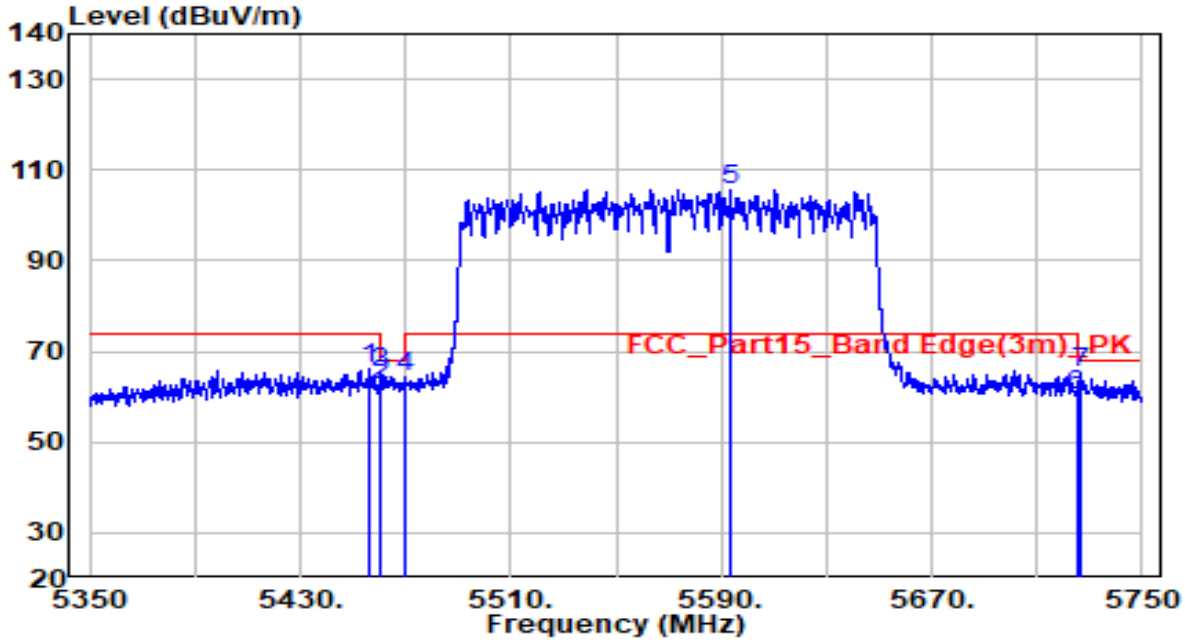

No		Frequency (MHz)	Reading (dBuV)	C.F (dB/m)	Measurement (dBuV/m)	Margin (dB)	Limit (dBuV/m)	Remark (QP/PK/AV)
1		5456.000	61.38	4.70	66.07	-7.93	74.00	Peak
2		5460.000	58.04	4.70	62.74	-5.46	68.20	Peak
3		5460.800	60.53	4.71	65.24	-2.96	68.20	Peak
4		5470.000	59.61	4.72	64.33	-3.87	68.20	Peak
5	*	5593.600	100.60	5.11	105.71	N/A	N/A	Peak
6		5725.000	54.62	5.59	60.21	-7.99	68.20	Peak
7		5726.800	59.62	5.60	65.22	-2.98	68.20	Peak

Note:

1. " *", means this data is the worst emission level.
2. C.F (Correction Factor) = Antenna Factor (dB/m) + Cable Loss (dB)– Preamplifier(dB) + 23dB Attenuation.
3. Measurement(dBuV/m) = Reading(dBuV) + C.F (Correction Factor).

EUT	AXE5400 Tri-Band Wi-Fi 6E Router	Date of Test	2021-10-17
Factor	BBHA 9120D (1GHz~18GHz)	Temp. / Humidity	23°C/57%
Polarity	Vertical	Site / Test Engineer	AC1/Jay
Test Mode	Transmit at 5570MHz by 802.11ax-HE160	Test Voltage	AC 120V/60Hz

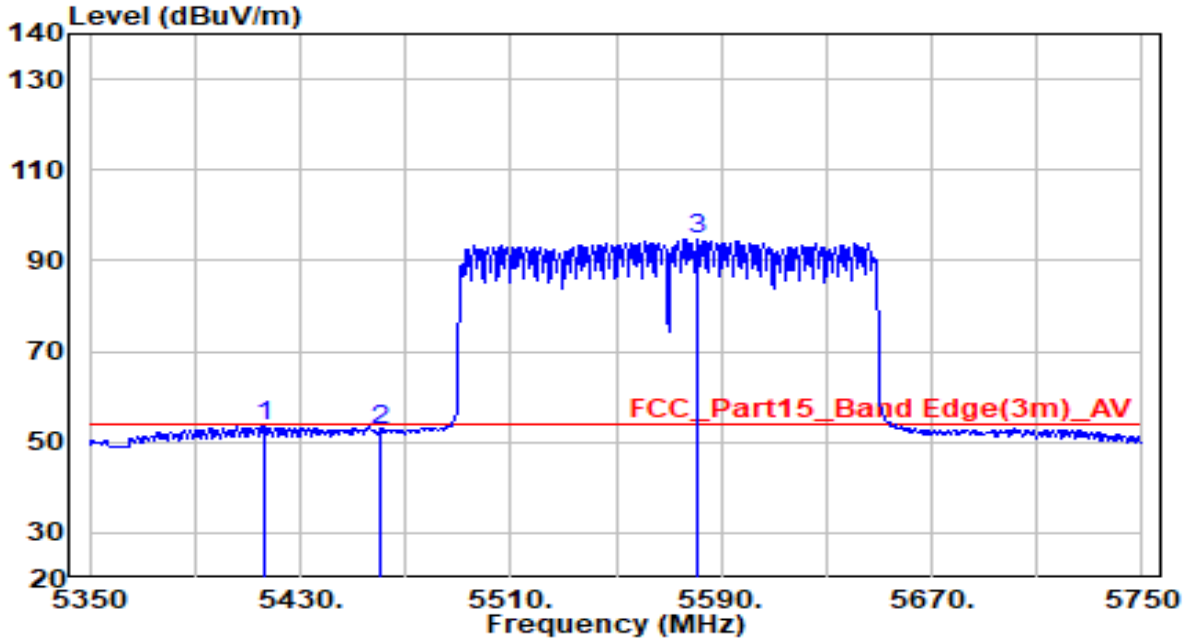

No		Frequency (MHz)	Reading (dBuV)	C.F (dB/m)	Measurement (dBuV/m)	Margin (dB)	Limit (dBuV/m)	Remark (QP/PK/AV)
1		5416.000	49.04	4.63	53.67	-0.33	54.00	Average
2		5460.000	47.80	4.70	52.51	-1.49	54.00	Average
3	*	5581.000	89.69	5.06	94.75	N/A	N/A	Average

Note:

1. " *", means this data is the worst emission level.
2. C.F (Correction Factor) = Antenna Factor (dB/m) + Cable Loss (dB)– Preamplifier(dB) + 23dB Attenuation.
3. Measurement(dBuV/m) = Reading(dBuV) + C.F (Correction Factor).

6.10. AC Conducted Emissions Measurement

6.10.1.TestLimit

FCC Part 15.207 Limits		
Frequency (MHz)	QP (dBμV)	AV (dBμV)
0.15 - 0.50	66 - 56	56 - 46
0.50 - 5.0	56	46
5.0 - 30	60	50

Note 1: The lower limit shall apply at the transition frequencies.

Note 2: The limit decreases linearly with the logarithm of the frequency in the range 0.15MHz to 0.5MHz.

6.10.2.Test Procedure

The EUT was setup according to ANSI C63.4, 2009 and tested according to KDB 789033 for compliance to FCC 47CFR 15.247 requirements. The EUT was placed on a platform of nominal size, 1 m by 1.5 m, raised 80 cm above the conducting ground plane. The vertical conducting plane was located 40 cm to the rear of the EUT. All other surfaces of EUT were at least 80 cm from any other grounded conducting surface. The EUT and simulators are connected to the main power through a line impedance stabilization network (LISN). The LISN provides a 50 ohm /50uH coupling impedance for the measuring equipment. The peripheral devices are also connected to the main power through a LISN. (Please refer to the block diagram of the test setup and photographs) Each current-carrying conductor of the EUT power cord, except the ground (safety) conductor, was individually connected through a LISN to the input power source.

The excess length of the power cord between the EUT and the LISN receptacle were folded back and forth at the center of the lead to form a bundle not exceeding 40 cm in length.

Conducted emissions were investigated over the frequency range from 0.15MHz to 30MHz using a receiver bandwidth of 9kHz.

6.10.3.Test Setup

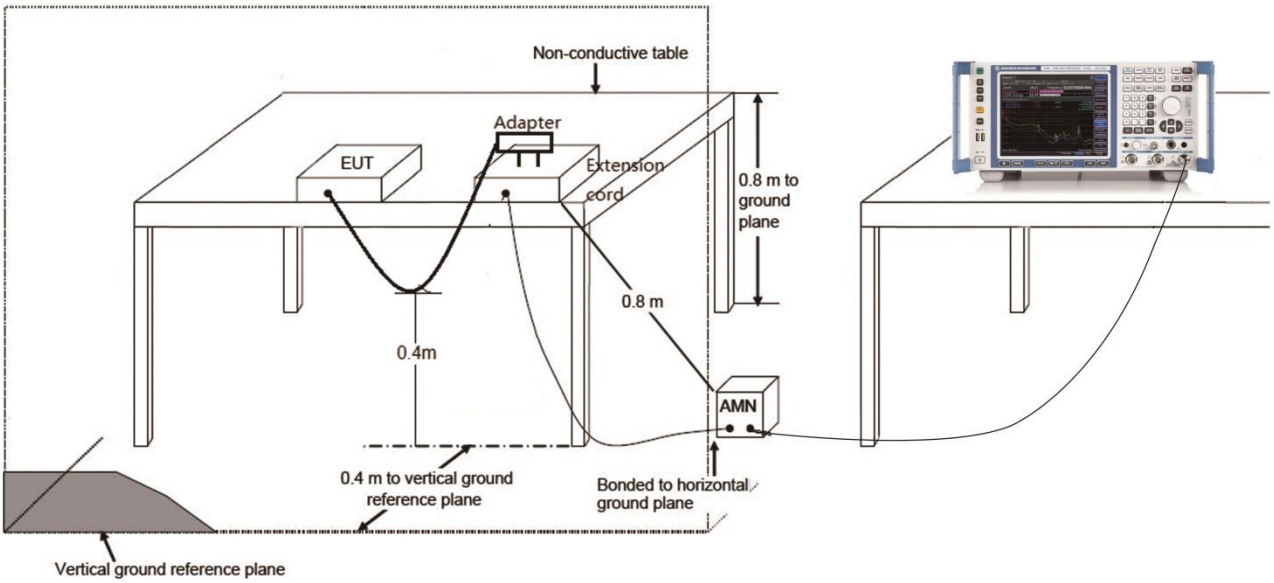

6.10.4.Test Result

EUT	AXE5400 Tri-Band Wi-Fi 6E Router	Date of Test	2021-10-08
Factor	CE_ENV216-L1 (Filter OFF)	Temp. / Humidity	22.3°C /40.8%
Polarity	Line1	Site / Test Engineer	SR2 / Peter Xu
Test Mode	Transmit by 802.11a at channel 5785MHz	Test Voltage	AC 120V/60Hz

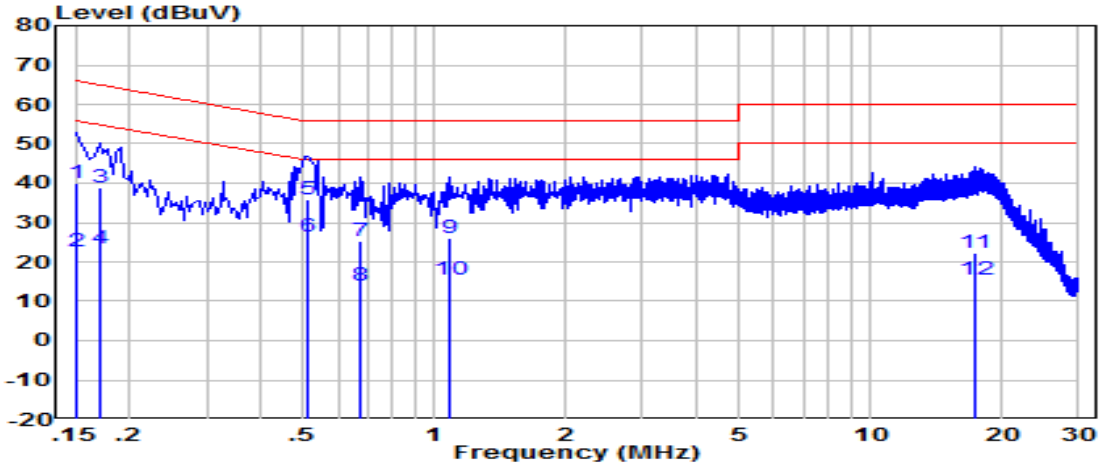

No		Frequency (MHz)	Reading (dBμV)	C.F (dB)	Measurement (dBμV)	Margin (dB)	Limit (dBμV)	Remark (QUASI-PEAK/PK/AV)
1		0.150	30.39	9.61	40.00	-26.00	66.00	Quasi-Pesk
2		0.150	12.99	9.61	22.60	-33.40	56.00	Average
3		0.170	29.19	9.61	38.80	-26.16	64.96	Quasi-Pesk
4		0.170	13.89	9.61	23.50	-31.46	54.96	Average
5		0.510	26.27	9.63	35.90	-20.10	56.00	Quasi-Pesk
6	*	0.510	16.87	9.63	26.50	-19.50	46.00	Average
7		0.674	15.46	9.64	25.10	-30.90	56.00	Quasi-Pesk
8		0.674	4.36	9.64	14.00	-32.00	46.00	Average
9		1.080	16.24	9.66	25.90	-30.10	56.00	Quasi-Pesk
10		1.080	5.74	9.66	15.40	-30.60	46.00	Average
11		17.300	12.15	9.95	22.10	-37.90	60.00	Quasi-Pesk
12		17.300	5.65	9.95	15.60	-34.40	50.00	Average

Note:

1. " *", means this data is the worst emission level.
2. C.F (Correction Factor) = LISN Factor (dB)+ Cable Loss (dB).
3. Measurement(dBμV) = Reading(dBμV) + C.F (Correction Factor).

EUT	AXE5400 Tri-Band Wi-Fi 6E Router	Date of Test	2021-10-08
Factor	CE_ENV216-N (Filter OFF)	Temp. / Humidity	22.3°C /40.8%
Polarity	Neutral	Site / Test Engineer	SR2 / Peter Xu
Test Mode	Transmit by 802.11a at channel 5785MHz	Test Voltage	AC 120V/60Hz

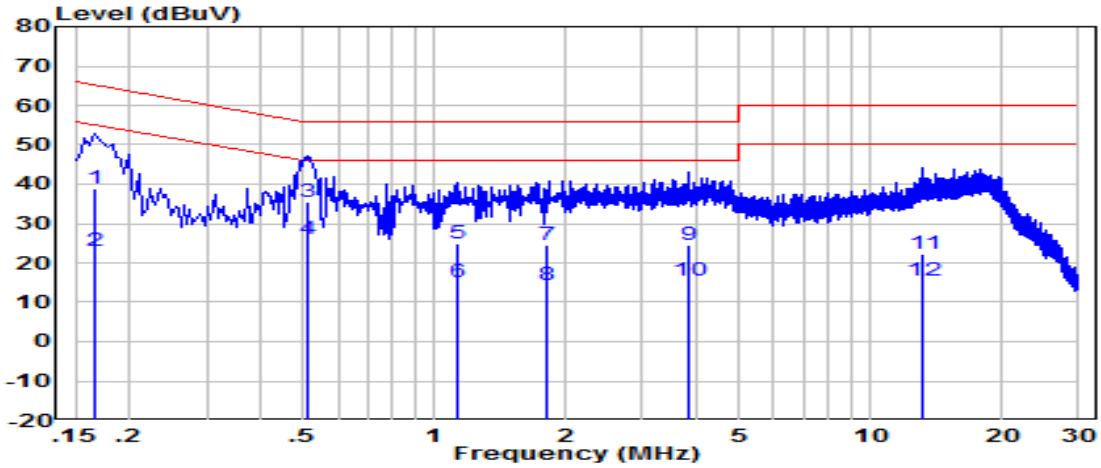

No		Frequency (MHz)	Reading (dBμV)	C.F (dB)	Measurement (dBμV)	Margin (dB)	Limit (dBμV)	Remark (QUASI-PEAK/PK/AV)
1		0.166	29.38	9.62	39.00	-26.16	65.16	Quasi-Pesk
2		0.166	13.58	9.62	23.20	-31.96	55.16	Average
3		0.510	25.97	9.63	35.60	-20.40	56.00	Quasi-Pesk
4	*	0.510	16.57	9.63	26.20	-19.80	46.00	Average
5		1.130	15.33	9.67	25.00	-31.00	56.00	Quasi-Pesk
6		1.130	5.43	9.67	15.10	-30.90	46.00	Average
7		1.820	14.91	9.69	24.60	-31.40	56.00	Quasi-Pesk
8		1.820	4.51	9.69	14.20	-31.80	46.00	Average
9		3.830	14.97	9.73	24.70	-31.30	56.00	Quasi-Pesk
10		3.830	5.67	9.73	15.40	-30.60	46.00	Average
11		13.210	12.16	9.94	22.10	-37.90	60.00	Quasi-Pesk
12		13.210	5.36	9.94	15.30	-34.70	50.00	Average

Note:

1. " *", means this data is the worst emission level.
2. C.F (Correction Factor) = LISN Factor (dB)+ Cable Loss (dB).
3. Measurement(dBμV) = Reading(dBμV) + C.F (Correction Factor).

7. CONCLUSION

The data collected relate only the item(s) tested and show that the device is in compliance with Part 15E of the FCC Rules.

The End

Appendix A - Test Setup Photograph

Refer to “Setup Photo” file.

Appendix B - External Photograph

Refer to “External Photo” file.

Appendix C - Internal Photograph

Refer to “Internal Photo” file.