Test Mode:	802.11ax HE20	Channel:	6115
Polarity:	Horizontal	Test Voltage:	DC 12 V

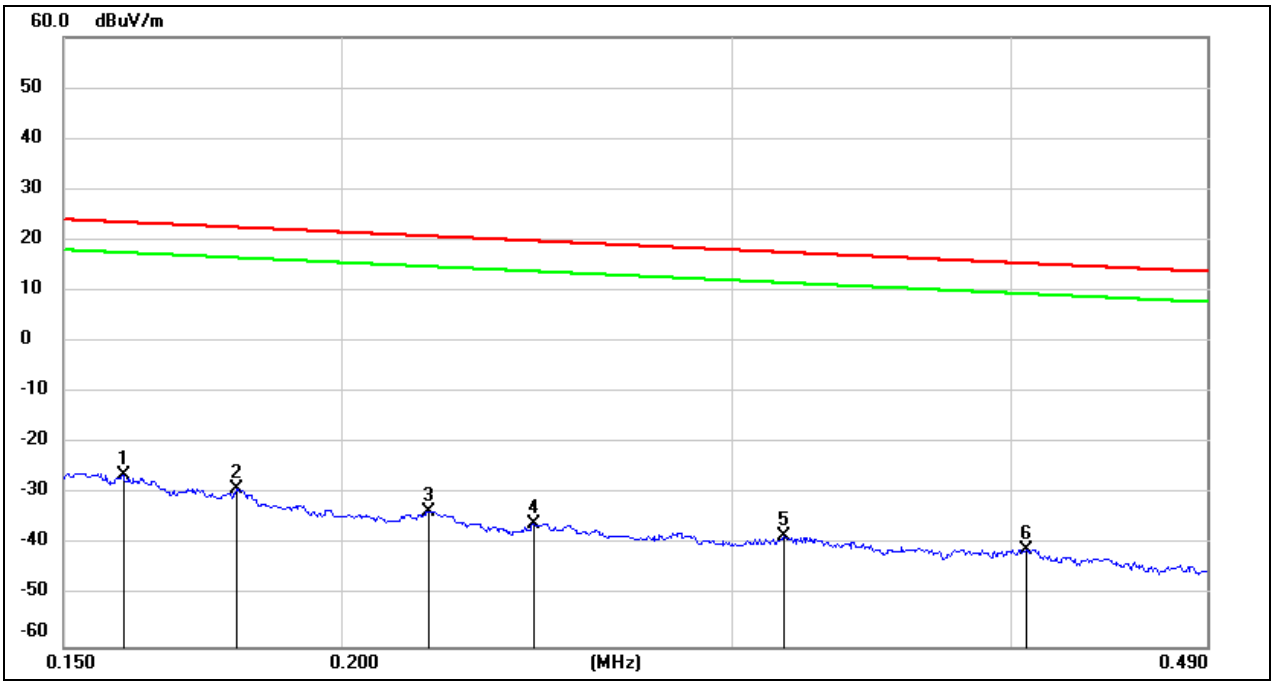

No.	Frequency (MHz)	Reading (dBuV)	Correct (dB/m)	Result (dBuV/m)	Limit (dBuV/m)	Margin (dB)	Remark
1	0.1595	75.36	-101.65	-26.29	23.55	-49.84	peak
2	0.1794	72.77	-101.68	-28.91	22.53	-51.44	peak
3	0.2190	68.27	-101.75	-33.48	20.79	-54.27	peak
4	0.2442	66.03	-101.79	-35.76	19.85	-55.61	peak
5	0.3163	63.70	-101.87	-38.17	17.60	-55.77	peak
6	0.4062	61.14	-101.96	-40.82	15.43	-56.25	peak

This report shall not be reproduced except in full, without the written approval of UL Verification Services (Guangzhou) Co., Ltd, Song Shan Lake Branch.

Test Mode:	802.11ax HE20	Channel:	6115
Polarity:	Horizontal	Test Voltage:	DC 12 V

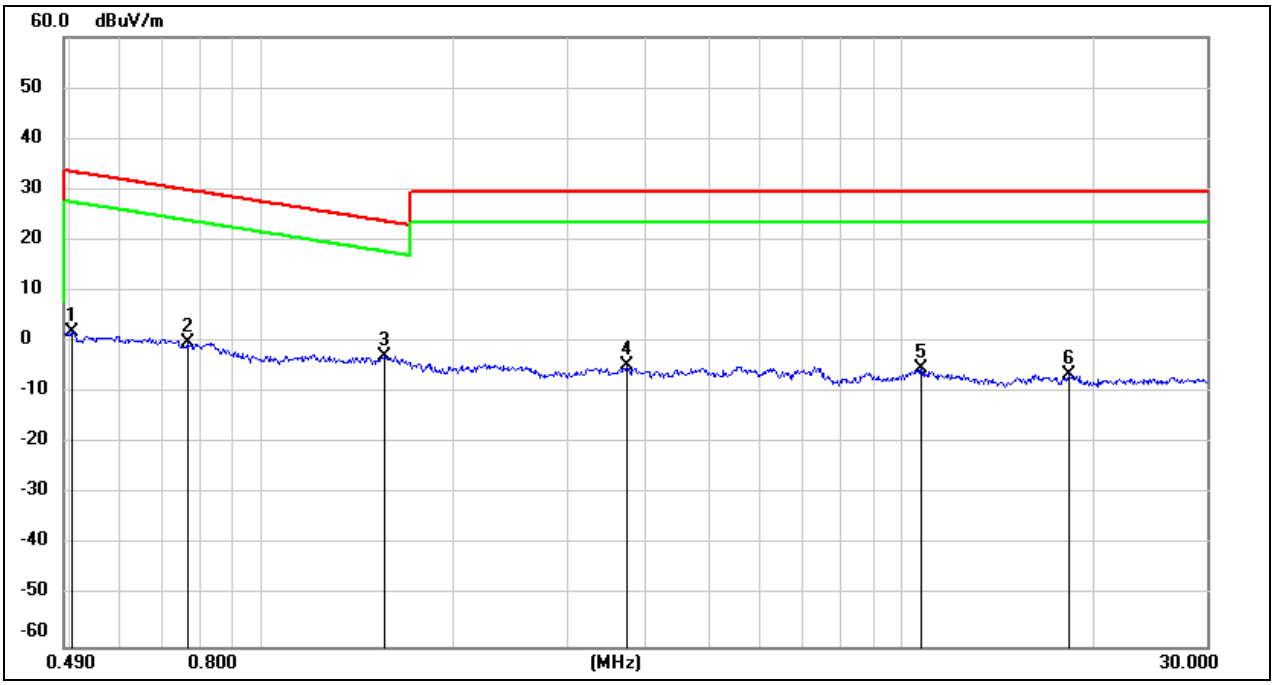

No.	Frequency (MHz)	Reading (dBuV)	Correct (dB/m)	Result (dBuV/m)	Limit (dBuV/m)	Margin (dB)	Remark
1	0.5039	63.93	-62.07	1.86	33.56	-31.70	peak
2	0.7641	61.92	-62.12	-0.20	29.94	-30.14	peak
3	1.5564	59.18	-62.02	-2.84	23.76	-26.60	peak
4	3.7100	56.70	-61.41	-4.71	29.54	-34.25	peak
5	10.7299	55.48	-60.83	-5.35	29.54	-34.89	peak
6	18.2545	54.43	-60.90	-6.47	29.54	-36.01	peak

This report shall not be reproduced except in full, without the written approval of UL Verification Services (Guangzhou) Co., Ltd, Song Shan Lake Branch.

8.5. SPURIOUS EMISSIONS(18 GHZ~26 GHZ)

Test Mode:	802.11ax HE20	Channel:	6115
Polarity:	Horizontal	Test Voltage:	DC 12 V

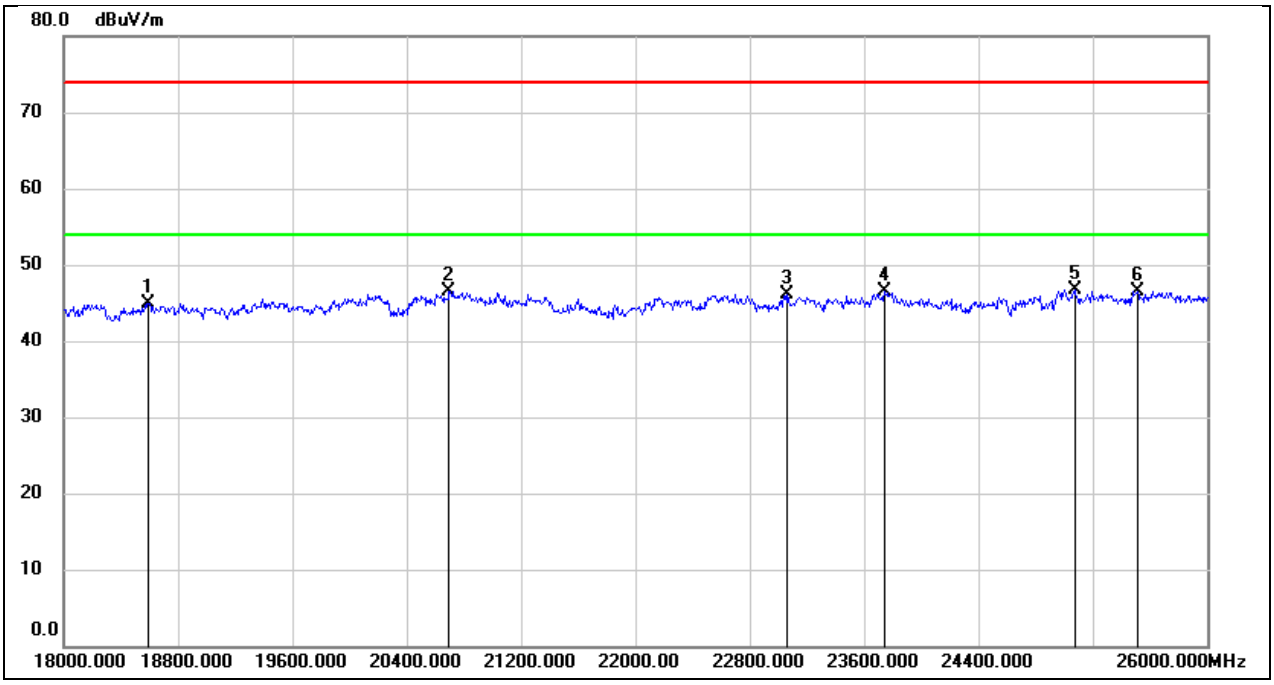

No.	Frequency (MHz)	Reading (dBuV)	Correct (dB/m)	Result (dBuV/m)	Limit (dBuV/m)	Margin (dB)	Remark
1	18592.000	50.25	-5.31	44.94	74.00	-29.06	peak
2	20696.000	51.71	-5.16	46.55	74.00	-27.45	peak
3	23064.000	49.49	-3.42	46.07	74.00	-27.93	peak
4	23744.000	49.65	-3.20	46.45	74.00	-27.55	peak
5	25072.000	48.67	-1.97	46.70	74.00	-27.30	peak
6	25512.000	48.30	-1.73	46.57	74.00	-27.43	peak

This report shall not be reproduced except in full, without the written approval of UL Verification Services (Guangzhou) Co., Ltd, Song Shan Lake Branch.

Test Mode:	802.11ax HE20	Channel:	6115
Polarity:	Vertical	Test Voltage:	DC 12 V

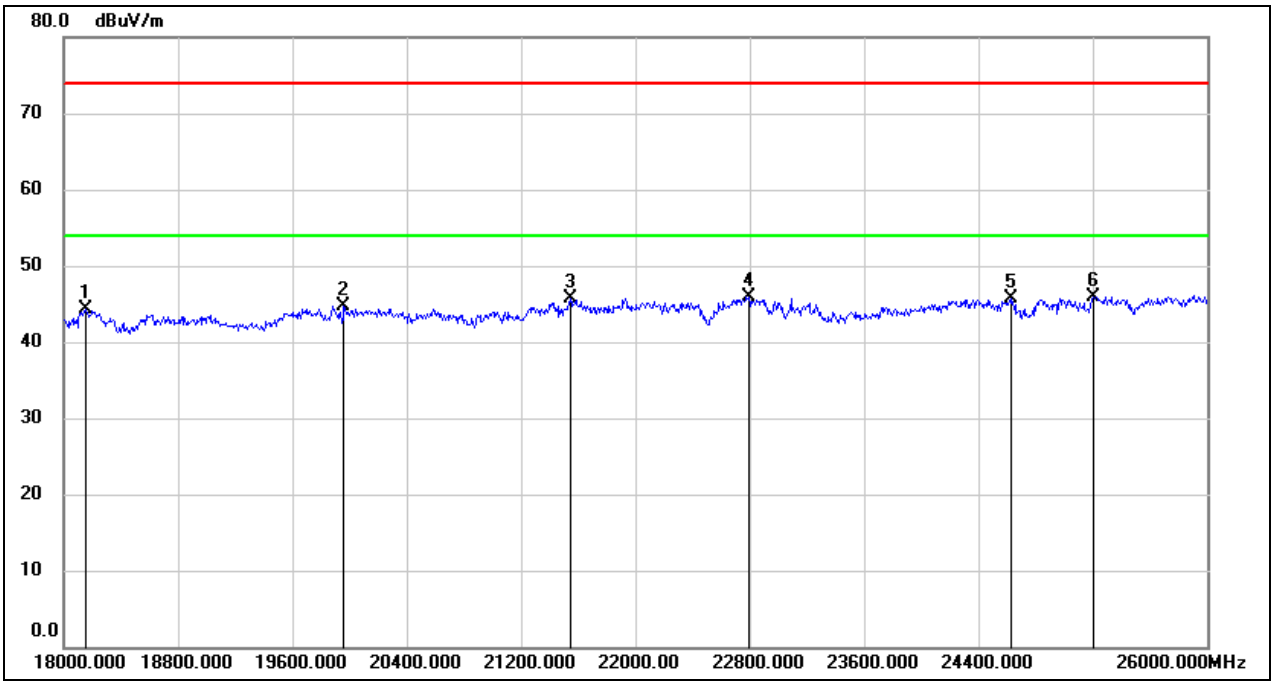

No.	Frequency (MHz)	Reading (dBuV)	Correct (dB/m)	Result (dBuV/m)	Limit (dBuV/m)	Margin (dB)	Remark
1	18152.000	49.76	-5.48	44.28	74.00	-29.72	peak
2	19960.000	50.06	-5.42	44.64	74.00	-29.36	peak
3	21544.000	50.26	-4.63	45.63	74.00	-28.37	peak
4	22792.000	49.61	-3.65	45.96	74.00	-28.04	peak
5	24624.000	47.99	-2.33	45.66	74.00	-28.34	peak
6	25208.000	47.74	-1.74	46.00	74.00	-28.00	peak

This report shall not be reproduced except in full, without the written approval of UL Verification Services (Guangzhou) Co., Ltd, Song Shan Lake Branch.

8.6. SPURIOUS EMISSIONS(26 GHZ~40 GHZ)

Test Mode:	802.11ax HE20	Channel:	6115
Polarity:	Horizontal	Test Voltage:	DC 12 V

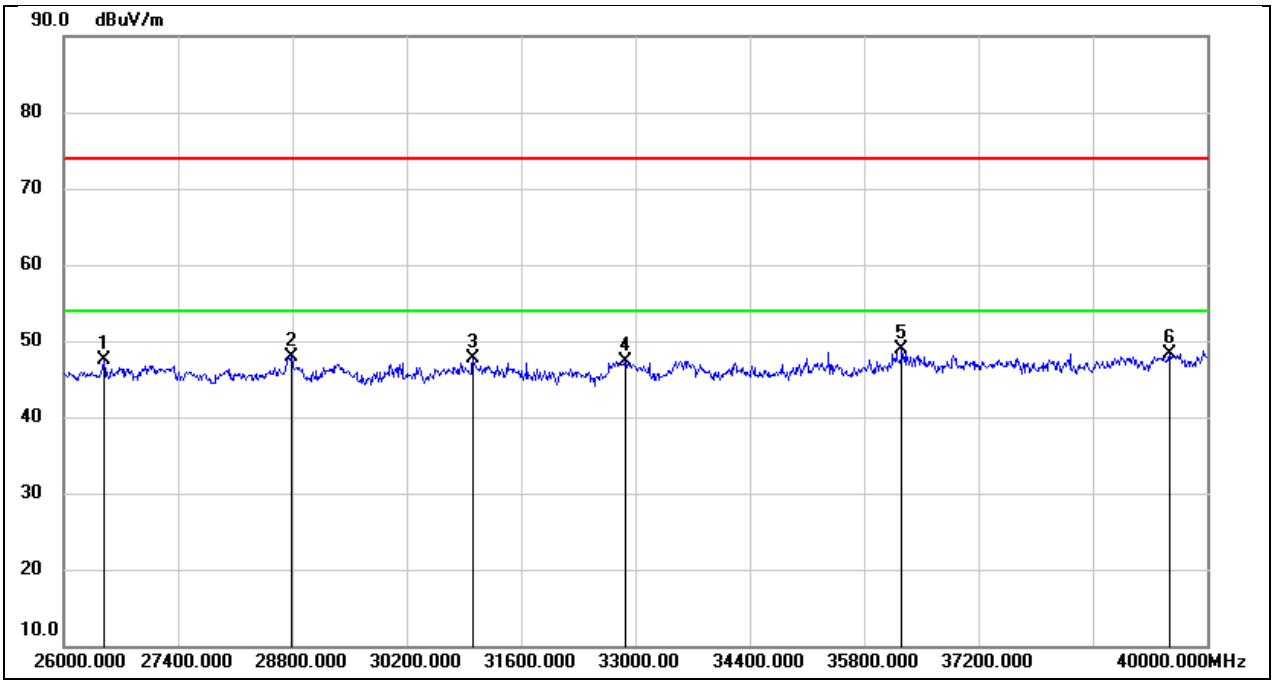

No.	Frequency (MHz)	Reading (dBuV)	Correct (dB/m)	Result (dBuV/m)	Limit (dBuV/m)	Margin (dB)	Remark
1	26490.000	52.29	-4.74	47.55	74.00	-26.45	peak
2	28786.000	48.49	-0.64	47.85	74.00	-26.15	peak
3	31012.000	48.33	-0.71	47.62	74.00	-26.38	peak
4	32874.000	48.24	-0.96	47.28	74.00	-26.72	peak
5	36262.000	45.60	3.28	48.88	74.00	-25.12	peak
6	39538.000	43.34	5.01	48.35	74.00	-25.65	peak

This report shall not be reproduced except in full, without the written approval of UL Verification Services (Guangzhou) Co., Ltd, Song Shan Lake Branch.

Test Mode:	802.11ax HE20	Channel:	6115
Polarity:	Vertical	Test Voltage:	DC 12 V

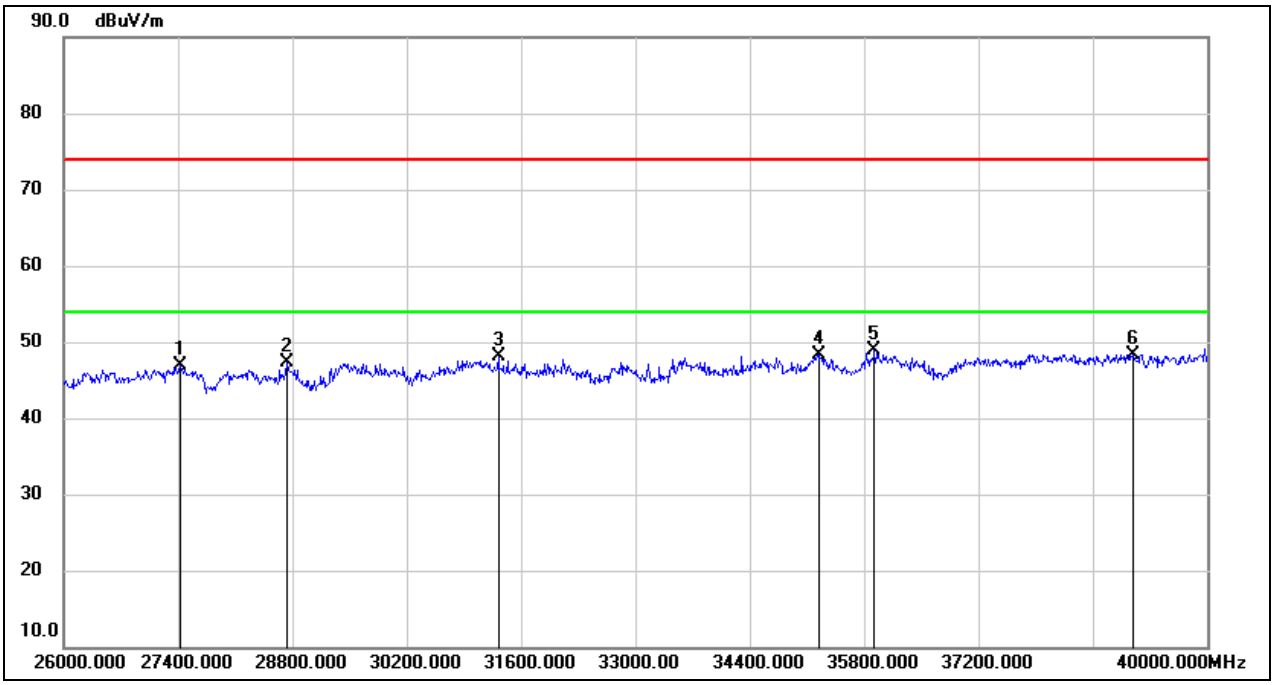

No.	Frequency (MHz)	Reading (dBuV)	Correct (dB/m)	Result (dBuV/m)	Limit (dBuV/m)	Margin (dB)	Remark
1	27428.000	50.57	-3.68	46.89	74.00	-27.11	peak
2	28730.000	48.01	-0.69	47.32	74.00	-26.68	peak
3	31320.000	49.11	-0.93	48.18	74.00	-25.82	peak
4	35254.000	45.62	2.65	48.27	74.00	-25.73	peak
5	35926.000	44.94	3.88	48.82	74.00	-25.18	peak
6	39090.000	44.02	4.27	48.29	74.00	-25.71	peak

This report shall not be reproduced except in full, without the written approval of UL Verification Services (Guangzhou) Co., Ltd, Song Shan Lake Branch.

8.7. SPURIOUS EMISSIONS(30 MHZ~1 GHZ)

Test Mode:	802.11ax HE20	Channel:	6115
Polarity:	Horizontal	Test Voltage:	DC 12 V

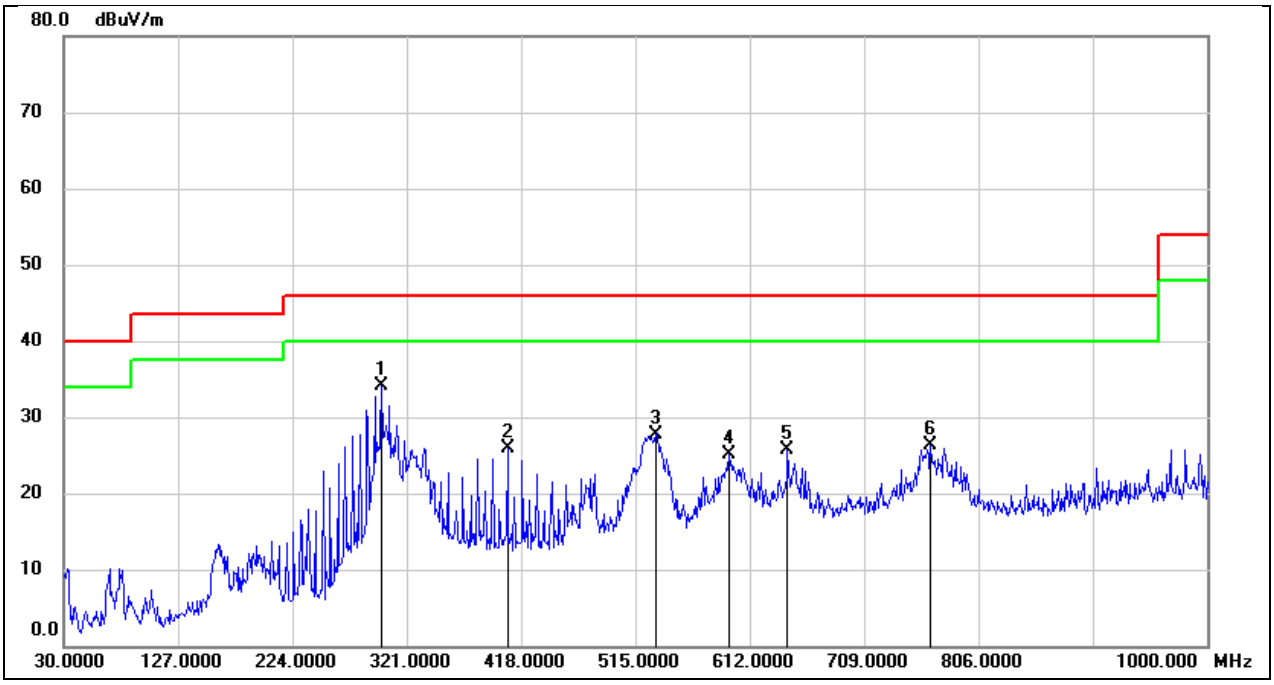

No.	Frequency (MHz)	Reading (dBuV)	Correct (dB/m)	Result (dBuV/m)	Limit (dBuV/m)	Margin (dB)	Remark
1	299.6600	49.41	-15.31	34.10	46.00	-11.90	QP
2	406.3599	39.18	-13.22	25.96	46.00	-20.04	QP
3	532.4600	38.53	-10.73	27.80	46.00	-18.20	QP
4	594.5400	34.80	-9.69	25.11	46.00	-20.89	QP
5	644.0100	34.78	-9.04	25.74	46.00	-20.26	QP
6	765.2600	33.88	-7.65	26.23	46.00	-19.77	QP

This report shall not be reproduced except in full, without the written approval of UL Verification Services (Guangzhou) Co., Ltd, Song Shan Lake Branch.

Test Mode:	802.11ax HE20	Channel:	6115
Polarity:	Vertical	Test Voltage:	DC 12 V

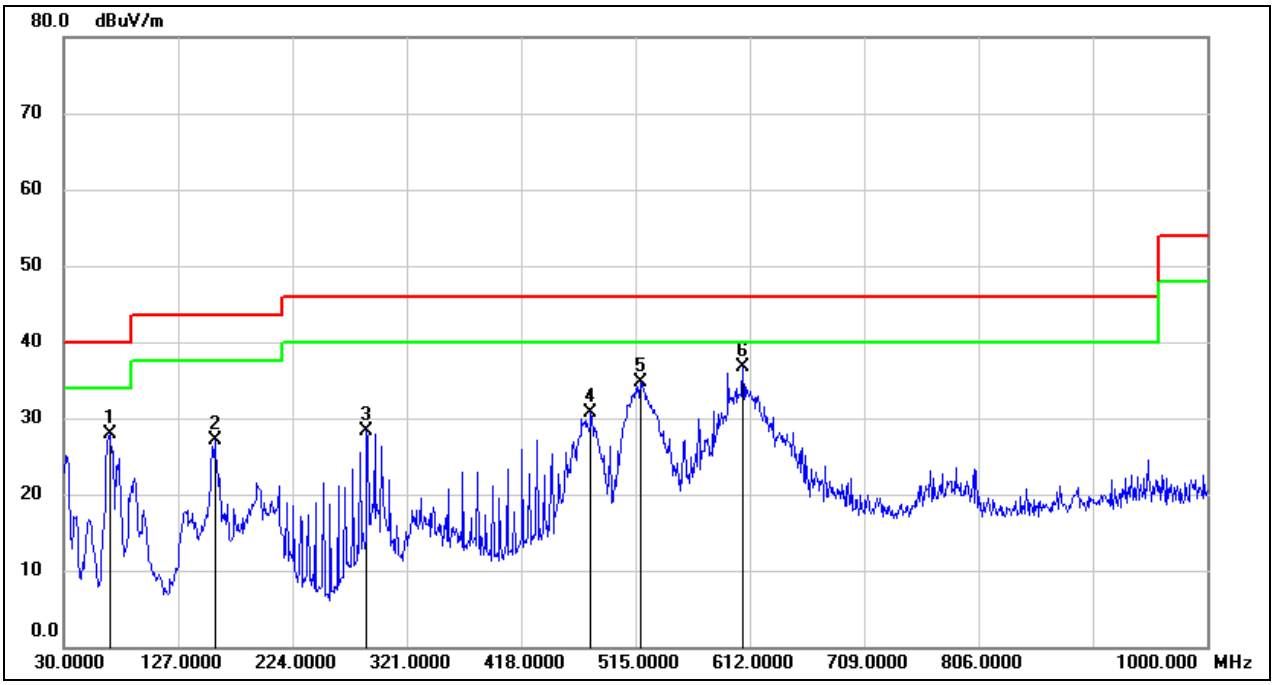

No.	Frequency (MHz)	Reading (dBuV)	Correct (dB/m)	Result (dBuV/m)	Limit (dBuV/m)	Margin (dB)	Remark
1	68.8000	48.51	-20.56	27.95	40.00	-12.05	QP
2	158.0399	44.92	-17.85	27.07	43.50	-16.43	QP
3	287.0500	44.53	-16.14	28.39	46.00	-17.61	QP
4	477.1700	42.51	-11.86	30.65	46.00	-15.35	QP
5	518.8800	45.72	-11.11	34.61	46.00	-11.39	QP
6	606.1800	46.22	-9.45	36.77	46.00	-9.23	QP

This report shall not be reproduced except in full, without the written approval of UL Verification Services (Guangzhou) Co., Ltd, Song Shan Lake Branch.

8.8. SIMULTANEOUSLY TRANSMISSION SPURIOUS EMISSIONS

(1 GHz~18 GHz) (Worst case)

Test Mode:	WIFI 2.4G 802.11b Mode 2437 MHz &WIFI 5G 802.11a Mode 5745 MHz& WIFI 6G 802.11be EHT320 Mode 6265 MHz		
Polarity:	Horizontal	Test Voltage:	DC 12 V

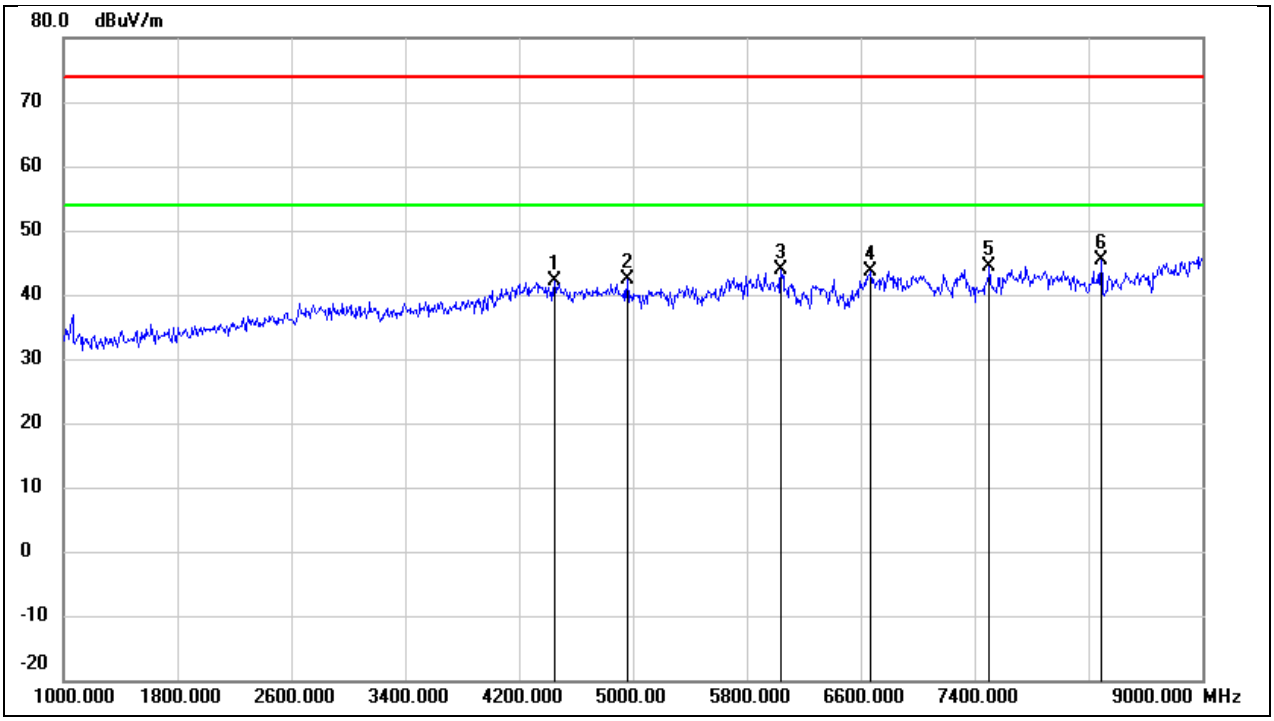

No.	Frequency (MHz)	Reading (dBuV)	Correct (dB/m)	Result (dBuV/m)	Limit (dBuV/m)	Margin (dB)	Remark
1	4448.000	44.54	-2.38	42.16	74.00	-31.84	peak
2	4960.000	42.68	-0.32	42.36	74.00	-31.64	peak
3	6040.000	41.77	1.99	43.76	74.00	-30.24	peak
4	6672.000	39.16	4.57	43.73	74.00	-30.27	peak
5	7504.000	38.77	5.69	44.46	74.00	-29.54	peak
6	8288.000	39.29	5.98	45.27	74.00	-28.73	peak

This report shall not be reproduced except in full, without the written approval of UL Verification Services (Guangzhou) Co., Ltd, Song Shan Lake Branch.

Test Mode:	WIFI 2.4G 802.11b Mode 2437 MHz &WIFI 5G 802.11a Mode 5745 MHz& WIFI 6G 802.11be EHT320 Mode 6265 MHz		
Polarity:	Vertical	Test Voltage:	DC 12 V

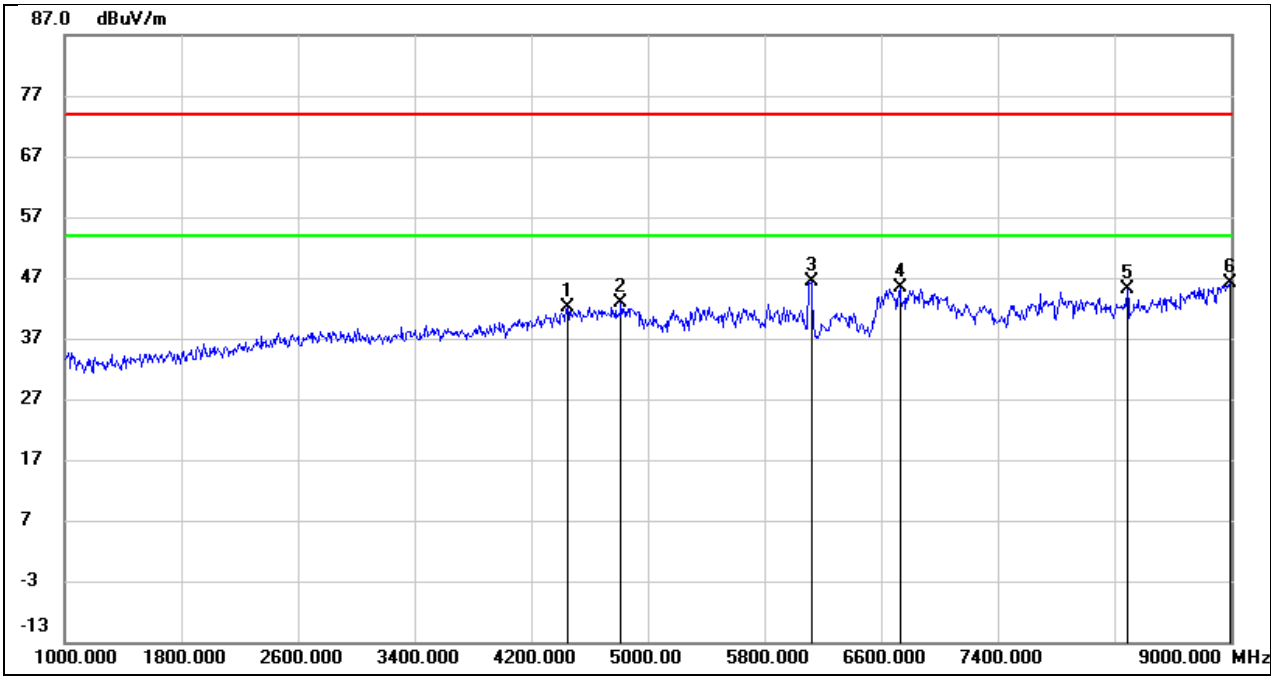

No.	Frequency (MHz)	Reading (dBuV)	Correct (dB/m)	Result (dBuV/m)	Limit (dBuV/m)	Margin (dB)	Remark
1	4448.000	44.46	-2.38	42.08	74.00	-31.92	peak
2	4816.000	43.81	-0.89	42.92	74.00	-31.08	peak
3	6120.000	44.10	2.30	46.40	74.00	-27.60	peak
4	6728.000	40.51	4.85	45.36	74.00	-28.64	peak
5	8288.000	39.25	5.98	45.23	74.00	-28.77	peak
6	8992.000	36.45	9.68	46.13	74.00	-27.87	peak

This report shall not be reproduced except in full, without the written approval of UL Verification Services (Guangzhou) Co., Ltd, Song Shan Lake Branch.

Test Mode:	WIFI 2.4G 802.11b Mode 2437 MHz &WIFI 5G 802.11a Mode 5745 MHz& WIFI 6G 802.11be EHT320 Mode 6265 MHz		
Polarity:	Horizontal	Test Voltage:	DC 12 V

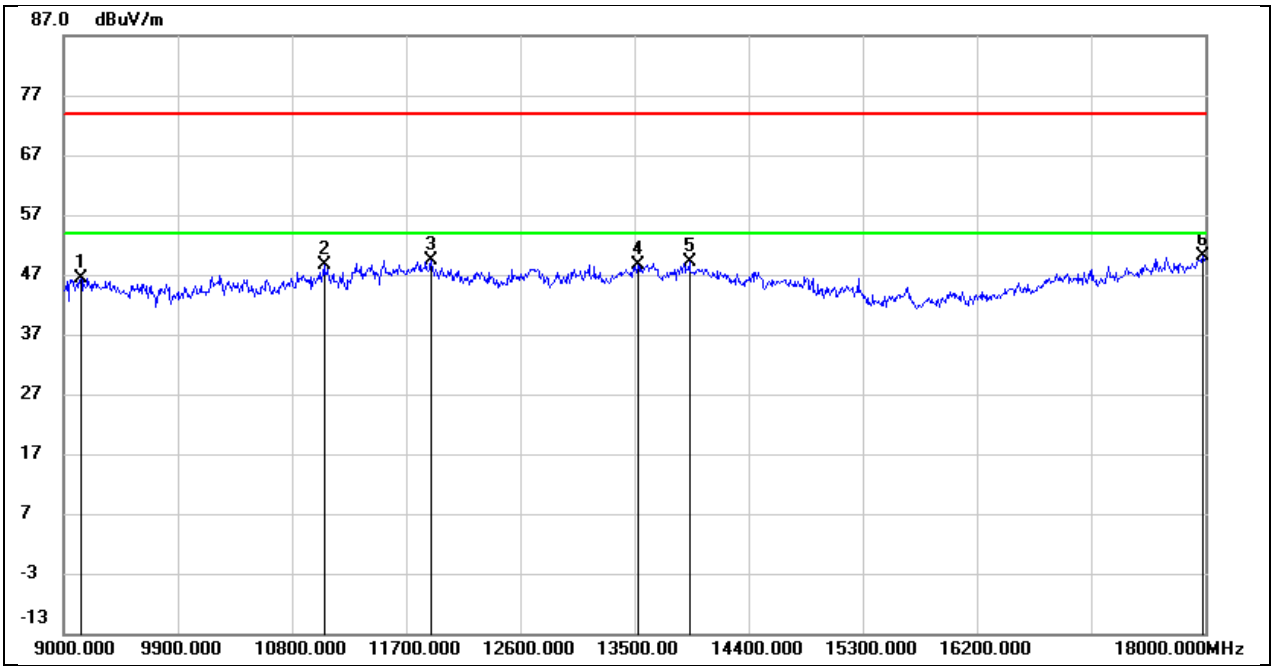

No.	Frequency (MHz)	Reading (dBuV)	Correct (dB/m)	Result (dBuV/m)	Limit (dBuV/m)	Margin (dB)	Remark
1	9135.000	35.62	10.84	46.46	74.00	-27.54	peak
2	11052.000	33.59	14.94	48.53	74.00	-25.47	peak
3	11898.000	31.72	17.63	49.35	74.00	-24.65	peak
4	13527.000	27.81	20.87	48.68	74.00	-25.32	peak
5	13932.000	27.44	21.74	49.18	74.00	-24.82	peak
6	17982.000	24.97	25.04	50.01	74.00	-23.99	peak

This report shall not be reproduced except in full, without the written approval of UL Verification Services (Guangzhou) Co., Ltd, Song Shan Lake Branch.

Test Mode:	WIFI 2.4G 802.11b Mode 2437 MHz &WIFI 5G 802.11a Mode 5745 MHz& WIFI 6G 802.11be EHT320 Mode 6265 MHz		
Polarity:	Vertical	Test Voltage:	DC 12 V

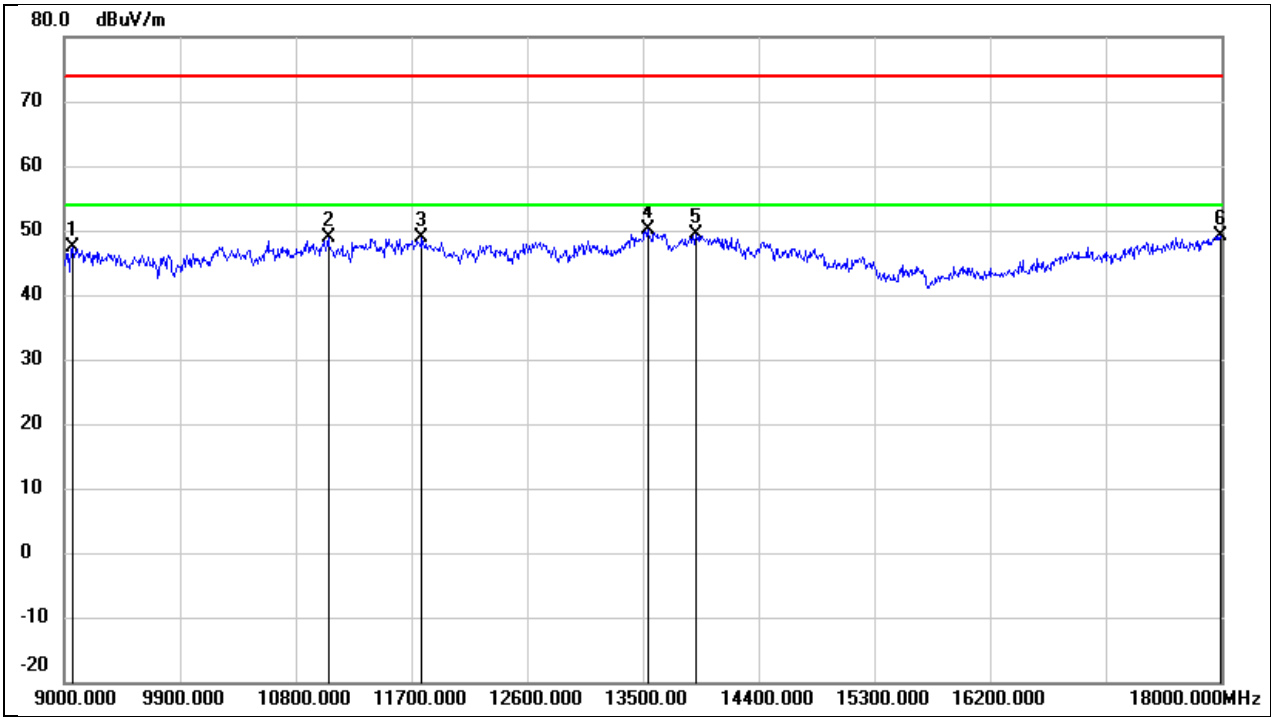

No.	Frequency (MHz)	Reading (dBuV)	Correct (dB/m)	Result (dBuV/m)	Limit (dBuV/m)	Margin (dB)	Remark
1	9063.000	36.45	10.82	47.27	74.00	-26.73	peak
2	11052.000	33.83	14.94	48.77	74.00	-25.23	peak
3	11781.000	31.57	17.30	48.87	74.00	-25.13	peak
4	13536.000	29.28	20.90	50.18	74.00	-23.82	peak
5	13914.000	27.57	21.69	49.26	74.00	-24.74	peak
6	17991.000	23.98	25.11	49.09	74.00	-24.91	peak

This report shall not be reproduced except in full, without the written approval of UL Verification Services (Guangzhou) Co., Ltd, Song Shan Lake Branch.

9. AC POWER LINE CONDUCTED EMISSION

LIMITS

Please refer to CFR 47 FCC §15.207 (a) and ISED RSS-Gen Clause 8.8

FREQUENCY (MHz)	Quasi-peak	Average
0.15 -0.5	66 - 56 *	56 - 46 *
0.50 -5.0	56.00	46.00
5.0 -30.0	60.00	50.00

TEST PROCEDURE

Refer to ANSI C63.10-2013 clause 6.2.

The EUT is put on a table of non-conducting material that is 80 cm high. The vertical conducting wall of shielding is located 40 cm to the rear of the EUT. The power line of the EUT is connected to the AC mains through a Artificial Mains Network (A.M.N.). A EMI Measurement Receiver (R&S Test Receiver ESR3) is used to test the emissions from both sides of AC line. According to the requirements in Section 6.2 of ANSI C63.10-2013.Conducted emissions from the EUT measured in the frequency range between 0.15 MHz and 30 MHz using CISPR Quasi-Peak and average detector mode. The bandwidth of EMI test receiver is set at 9 kHz.

The arrangement of the equipment is installed to meet the standards and operating in a manner, which tends to maximize its emission characteristics in a normal application.

TEST SETUP

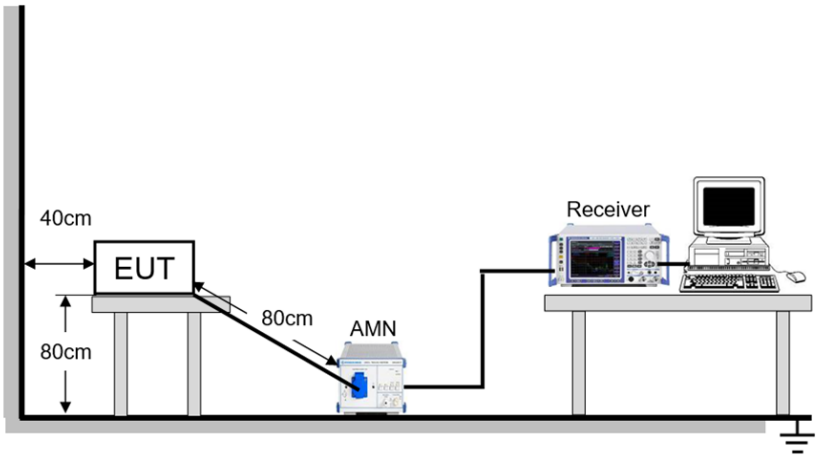

TEST ENVIRONMENT

Temperature	24.5℃	Relative Humidity	59.3%
Atmosphere Pressure	101kPa	Test Voltage	AC 120V 60Hz

This report shall not be reproduced except in full, without the written approval of UL Verification Services (Guangzhou) Co., Ltd, Song Shan Lake Branch.

TEST DATE / ENGINEER

Test Date	March 15, 2023	Test By	Wite Chen

TEST RESULTS

Test Mode:	802.11ax HE20	Channel:	6115
Line:	Line	Test Voltage:	AC 120V 60Hz

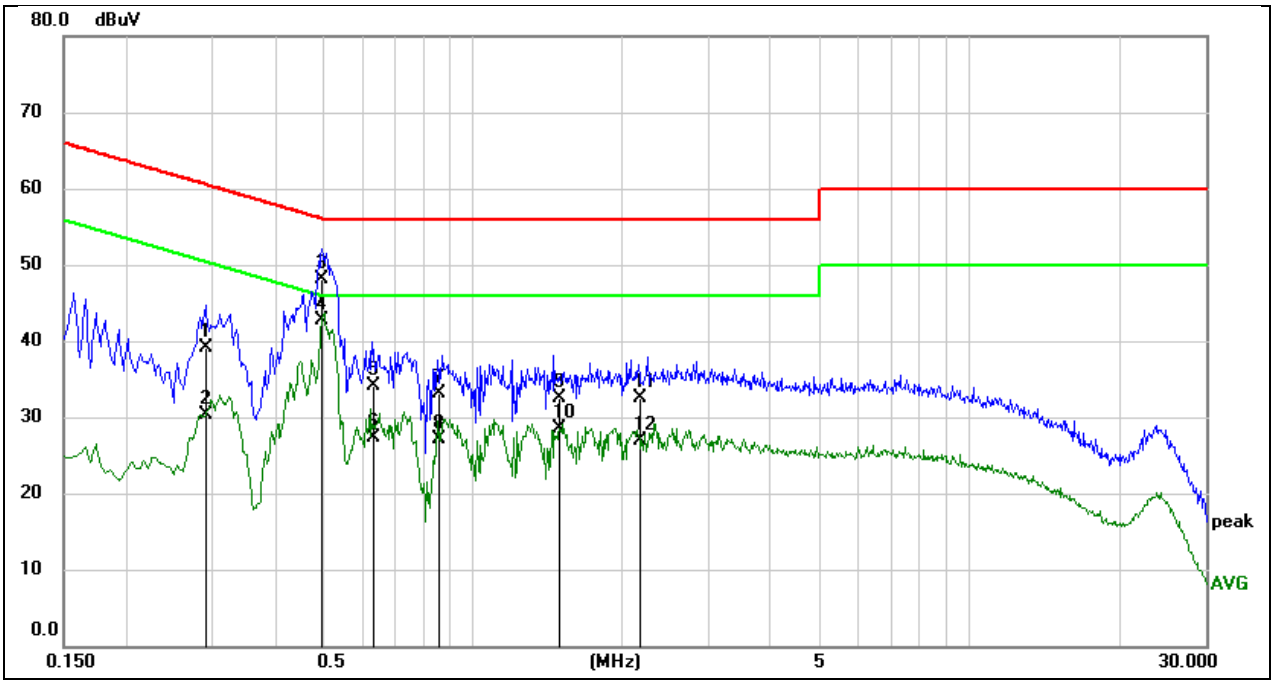

No.	Frequency (MHz)	Reading (dBuV)	Correct (dB)	Result (dBuV)	Limit (dBuV)	Margin (dB)	Remark
1	0.2884	29.43	9.59	39.02	60.57	-21.55	QP
2	0.2884	20.78	9.59	30.37	50.57	-20.20	AVG
3	0.4986	38.45	9.60	48.05	56.02	-7.97	QP
4	0.4986	33.13	9.60	42.73	46.02	-3.29	AVG
5	0.6311	24.55	9.60	34.15	56.00	-21.85	QP
6	0.6311	17.78	9.60	27.38	46.00	-18.62	AVG
7	0.8590	23.47	9.60	33.07	56.00	-22.93	QP
8	0.8590	17.48	9.60	27.08	46.00	-18.92	AVG
9	1.4977	22.98	9.62	32.60	56.00	-23.40	QP
10	1.4977	18.97	9.62	28.59	46.00	-17.41	AVG
11	2.1728	22.87	9.64	32.51	56.00	-23.49	QP
12	2.1728	17.33	9.64	26.97	46.00	-19.03	AVG

Note:
1. Result = Reading + Correct Factor.
2. If QP Result complies with AV limit, AV Result is deemed to comply with AV limit.
3. Test setup: RBW: 200 Hz (9 kHz ~ 150 kHz), 9 kHz (150 kHz ~ 30 MHz).
4. Step size: 80 Hz (0.009 MHz ~ 0.15 MHz), 4 kHz (0.15 MHz ~ 30 MHz), Scan time: auto.

Note: All the modes have been tested, only the worst data was recorded in the report.

This report shall not be reproduced except in full, without the written approval of UL Verification Services (Guangzhou) Co., Ltd, Song Shan Lake Branch.

Test Mode:	802.11ax HE20	Channel:	6115
Line:	Neutral	Test Voltage:	AC 120V 60Hz

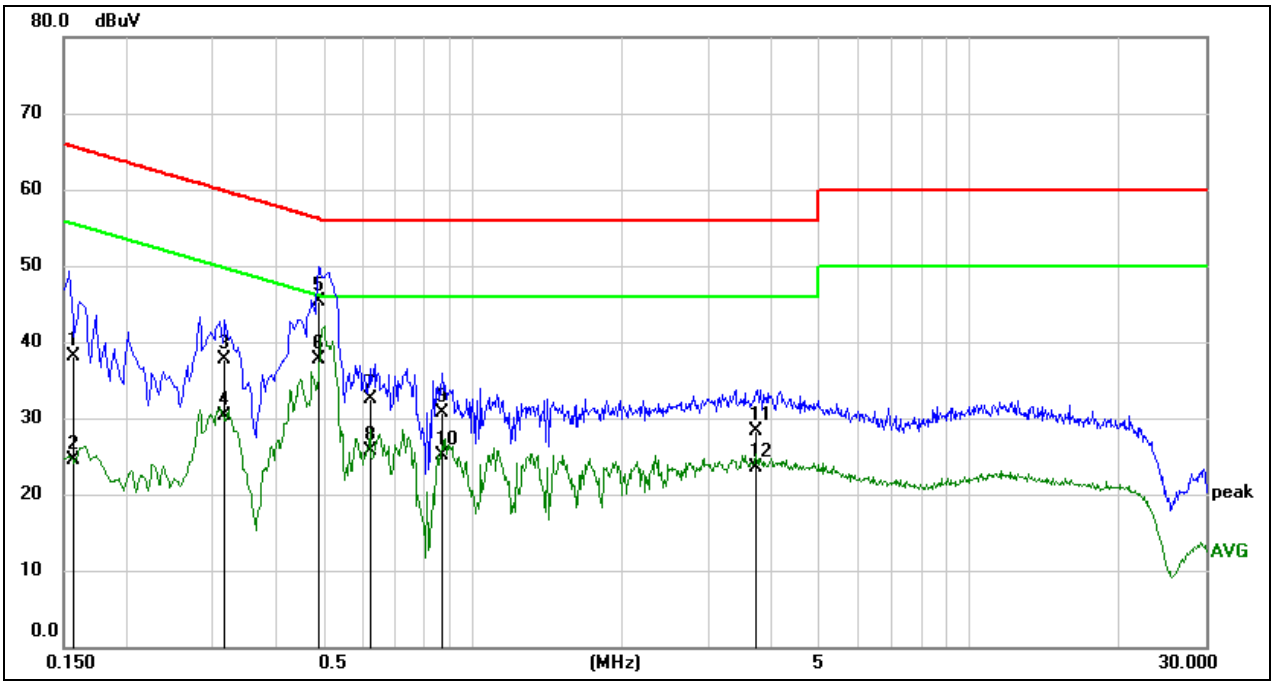

No.	Frequency (MHz)	Reading (dBuV)	Correct (dB)	Result (dBuV)	Limit (dBuV)	Margin (dB)	Remark
1	0.1579	28.48	9.59	38.07	65.57	-27.50	QP
2	0.1579	14.90	9.59	24.49	55.57	-31.08	AVG
3	0.3158	28.12	9.59	37.71	59.82	-22.11	QP
4	0.3158	20.78	9.59	30.37	49.82	-19.45	AVG
5	0.4938	35.74	9.60	45.34	56.10	-10.76	QP
6	0.4938	28.18	9.60	37.78	46.10	-8.32	AVG
7	0.6231	22.87	9.60	32.47	56.00	-23.53	QP
8	0.6231	16.17	9.60	25.77	46.00	-20.23	AVG
9	0.8684	21.09	9.60	30.69	56.00	-25.31	QP
10	0.8684	15.51	9.60	25.11	46.00	-20.89	AVG
11	3.7372	18.69	9.70	28.39	56.00	-27.61	QP
12	3.7372	13.83	9.70	23.53	46.00	-22.47	AVG

Note:
1. Result = Reading + Correct Factor.
2. If QP Result complies with AV limit, AV Result is deemed to comply with AV limit.
3. Test setup: RBW: 200 Hz (9 kHz ~ 150 kHz), 9 kHz (150 kHz ~ 30 MHz).
4. Step size: 80 Hz (0.009 MHz ~ 0.15 MHz), 4 kHz (0.15 MHz ~ 30 MHz), Scan time: auto.

Note: All the modes have been tested, only the worst data was recorded in the report.

This report shall not be reproduced except in full, without the written approval of UL Verification Services (Guangzhou) Co., Ltd, Song Shan Lake Branch.

10. ANTENNA REQUIREMENT

REQUIREMENT

Please refer to FCC part 15.203
An intentional radiator shall be designed to ensure that no antenna other than that furnished by the responsible party shall be used with the device. The use of a permanently attached antenna or of an antenna that uses a unique coupling to the intentional radiator shall be considered sufficient to comply with the provisions of this section. The manufacturer may design the unit so that a broken antenna can be replaced by the user, but the use of a standard antenna jack or electrical connector is prohibited.

Please refer to FCC part 15.407(a)
For an indoor access point operating in the band 5.15-5.25 GHz, the maximum conducted output power over the frequency band of operation shall not exceed 1 W provided the maximum antenna gain does not exceed 6 dBi. In addition, the maximum power spectral density shall not exceed 17 dBm in any 1 megahertz band. If transmitting antennas of directional gain greater than 6 dBi are used, both the maximum conducted output power and the maximum power spectral density shall be reduced by the amount in dB that the directional gain of the antenna exceeds 6 dBi.

DESCRIPTION

Pass

This report shall not be reproduced except in full, without the written approval of UL Verification Services (Guangzhou) Co., Ltd, Song Shan Lake Branch.

11. TEST DATA

11.1. APPENDIX A1: EMISSION BANDWIDTH

11.1.1. Test Result

Test Mode	Antenna	Frequency[MHz]	26db EBW [MHz]	FL[MHz]	FH[MHz]	Verdict
11AX20MIMO	Ant2	6115	22.240	6103.920	6126.160	PASS
	Ant4	6115	22.160	6104.000	6126.160	PASS
	Ant2	6275	22.560	6263.640	6286.200	PASS
	Ant4	6275	22.600	6263.640	6286.240	PASS
	Ant2	6415	22.400	6403.800	6426.200	PASS
	Ant4	6415	22.320	6403.880	6426.200	PASS
	Ant2	6435	22.520	6423.600	6446.120	PASS
	Ant4	6435	22.560	6423.720	6446.280	PASS
	Ant2	6475	22.400	6463.680	6486.080	PASS
	Ant4	6475	22.800	6463.680	6486.480	PASS
	Ant2	6515	22.240	6503.880	6526.120	PASS
	Ant4	6515	22.680	6503.600	6526.280	PASS
	Ant2	6535	22.720	6523.760	6546.480	PASS
	Ant4	6535	22.680	6523.560	6546.240	PASS
	Ant2	6715	22.840	6703.320	6726.160	PASS
	Ant4	6715	22.520	6703.720	6726.240	PASS
	Ant2	6875	22.760	6863.920	6886.680	PASS
	Ant4	6875	22.240	6863.880	6886.120	PASS
	Ant2	6895	22.320	6883.880	6906.200	PASS
	Ant4	6895	22.240	6883.800	6906.040	PASS
	Ant2	7015	22.720	7003.560	7026.280	PASS
	Ant4	7015	22.200	7003.960	7026.160	PASS
	Ant2	7095	22.320	7083.800	7106.120	PASS
	Ant4	7095	22.400	7083.680	7106.080	PASS
11AX40MIMO	Ant2	6125	44.160	6103.080	6147.240	PASS
	Ant4	6125	45.600	6102.440	6148.040	PASS
	Ant2	6285	44.480	6262.440	6306.920	PASS
	Ant4	6285	43.200	6263.160	6306.360	PASS
	Ant2	6405	44.240	6382.280	6426.520	PASS
	Ant4	6405	44.080	6382.920	6427.000	PASS
	Ant2	6445	43.840	6423.160	6467.000	PASS
	Ant4	6445	43.680	6423.080	6466.760	PASS
	Ant2	6485	43.600	6463.240	6506.840	PASS
	Ant4	6485	43.920	6463.000	6506.920	PASS
	Ant2	6525	44.160	6503.080	6547.240	PASS
	Ant4	6525	43.280	6503.320	6546.600	PASS
	Ant2	6725	43.520	6703.640	6747.160	PASS
	Ant4	6725	42.960	6703.480	6746.440	PASS
	Ant2	6845	43.840	6823.240	6867.080	PASS
	Ant4	6845	43.760	6823.000	6866.760	PASS
	Ant2	6885	43.440	6863.320	6906.760	PASS
	Ant4	6885	43.600	6863.400	6907.000	PASS
	Ant2	7005	44.000	6982.680	7026.680	PASS
	Ant4	7005	43.280	6983.640	7026.920	PASS
	Ant2	7085	44.320	7062.840	7107.160	PASS
	Ant4	7085	44.000	7063.320	7107.320	PASS
11AX80MIMO	Ant2	6145	88.480	6101.160	6189.640	PASS
	Ant4	6145	88.320	6100.840	6189.160	PASS
	Ant2	6225	88.480	6181.000	6269.480	PASS
	Ant4	6225	88.640	6181.000	6269.640	PASS
	Ant2	6385	88.480	6340.360	6428.840	PASS
	Ant4	6385	87.520	6341.640	6429.160	PASS
	Ant2	6465	89.120	6420.200	6509.320	PASS
	Ant4	6465	87.360	6421.320	6508.680	PASS
	Ant2	6545	87.680	6501.640	6589.320	PASS

This report shall not be reproduced except in full, without the written approval of UL Verification Services (Guangzhou) Co., Ltd, Song Shan Lake Branch.

	Ant4	6545	87.520	6501.000	6588.520	PASS
	Ant2	6705	88.960	6659.720	6748.680	PASS
	Ant4	6705	89.760	6660.040	6749.800	PASS
	Ant2	6865	88.640	6820.680	6909.320	PASS
	Ant4	6865	88.000	6819.880	6907.880	PASS
	Ant2	6945	88.480	6899.880	6988.360	PASS
	Ant4	6945	88.640	6900.680	6989.320	PASS
	Ant2	7025	87.520	6981.000	7068.520	PASS
	Ant4	7025	89.440	6980.200	7069.640	PASS
11AX160MIMO	Ant2	6185	171.840	6099.560	6271.400	PASS
	Ant4	6185	170.240	6100.200	6270.440	PASS
	Ant2	6345	172.160	6258.280	6430.440	PASS
	Ant4	6345	168.960	6260.840	6429.800	PASS
	Ant2	6505	172.160	6418.600	6590.760	PASS
	Ant4	6505	170.560	6419.240	6589.800	PASS
	Ant2	6665	170.560	6578.920	6749.480	PASS
	Ant4	6665	170.560	6580.520	6751.080	PASS
	Ant2	6825	169.920	6739.560	6909.480	PASS
	Ant4	6825	170.240	6738.920	6909.160	PASS
	Ant2	6985	171.200	6899.560	7070.760	PASS
	Ant4	6985	171.840	6898.600	7070.440	PASS
11BE20MIMO	Ant2	6115	22.880	6103.680	6126.560	PASS
	Ant4	6115	23.080	6103.400	6126.480	PASS
	Ant2	6275	22.920	6263.280	6286.200	PASS
	Ant4	6275	23.360	6263.360	6286.720	PASS
	Ant2	6415	22.600	6403.720	6426.320	PASS
	Ant4	6415	23.160	6403.560	6426.720	PASS
	Ant2	6435	22.760	6423.640	6446.400	PASS
	Ant4	6435	22.880	6423.400	6446.280	PASS
	Ant2	6475	22.560	6463.800	6486.360	PASS
	Ant4	6475	23.320	6463.440	6486.760	PASS
	Ant2	6515	22.640	6503.720	6526.360	PASS
	Ant4	6515	23.160	6503.320	6526.480	PASS
	Ant2	6535	22.960	6523.440	6546.400	PASS
	Ant4	6535	22.800	6523.640	6546.440	PASS
	Ant2	6715	22.760	6703.640	6726.400	PASS
	Ant4	6715	22.760	6703.560	6726.320	PASS
	Ant2	6875	22.720	6863.720	6886.440	PASS
	Ant4	6875	23.120	6863.280	6886.400	PASS
	Ant2	6895	22.760	6883.560	6906.320	PASS
	Ant4	6895	23.000	6883.400	6906.400	PASS
	Ant2	7015	22.960	7003.480	7026.440	PASS
	Ant4	7015	23.480	7003.320	7026.800	PASS
	Ant2	7095	22.800	7083.480	7106.280	PASS
	Ant4	7095	23.480	7083.320	7106.800	PASS
11BE40MIMO	Ant2	6125	43.680	6103.320	6147.000	PASS
	Ant4	6125	43.680	6103.640	6147.320	PASS
	Ant2	6285	43.600	6263.000	6306.600	PASS
	Ant4	6285	43.200	6263.160	6306.360	PASS
	Ant2	6405	44.400	6382.360	6426.760	PASS
	Ant4	6405	43.360	6383.320	6426.680	PASS
	Ant2	6445	43.760	6423.240	6467.000	PASS
	Ant4	6445	43.520	6423.000	6466.520	PASS
	Ant2	6485	44.000	6462.840	6506.840	PASS
	Ant4	6485	43.360	6463.240	6506.600	PASS
	Ant2	6525	44.560	6502.920	6547.480	PASS
	Ant4	6525	43.040	6503.320	6546.360	PASS
	Ant2	6725	43.920	6703.160	6747.080	PASS
	Ant4	6725	43.760	6703.240	6747.000	PASS
	Ant2	6845	44.560	6823.080	6867.640	PASS
	Ant4	6845	42.880	6823.400	6866.280	PASS
	Ant2	6885	44.400	6862.760	6907.160	PASS
	Ant4	6885	43.920	6862.760	6906.680	PASS

This report shall not be reproduced except in full, without the written approval of UL Verification Services (Guangzhou) Co., Ltd, Song Shan Lake Branch.

	Ant2	7005	44.000	6983.080	7027.080	PASS
	Ant4	7005	43.680	6983.240	7026.920	PASS
	Ant2	7085	44.320	7062.680	7107.000	PASS
	Ant4	7085	43.680	7063.080	7106.760	PASS
11BE80MIMO	Ant2	6145	87.520	6101.320	6188.840	PASS
	Ant4	6145	87.840	6101.480	6189.320	PASS
	Ant2	6225	88.640	6180.360	6269.000	PASS
	Ant4	6225	88.320	6180.200	6268.520	PASS
	Ant2	6385	88.480	6340.360	6428.840	PASS
	Ant4	6385	87.040	6341.800	6428.840	PASS
	Ant2	6465	88.800	6419.720	6508.520	PASS
	Ant4	6465	87.520	6421.320	6508.840	PASS
	Ant2	6545	89.600	6499.400	6589.000	PASS
	Ant4	6545	89.280	6500.040	6589.320	PASS
	Ant2	6705	89.600	6660.200	6749.800	PASS
	Ant4	6705	88.480	6660.360	6748.840	PASS
	Ant2	6865	88.640	6820.360	6909.000	PASS
	Ant4	6865	89.280	6819.720	6909.000	PASS
	Ant2	6945	88.160	6900.200	6988.360	PASS
	Ant4	6945	88.800	6900.680	6989.480	PASS
	Ant2	7025	87.360	6981.160	7068.520	PASS
	Ant4	7025	88.800	6980.360	7069.160	PASS
11BE160MIMO	Ant2	6185	170.880	6099.880	6270.760	PASS
	Ant4	6185	168.640	6101.800	6270.440	PASS
	Ant2	6345	170.880	6258.920	6429.800	PASS
	Ant4	6345	170.240	6259.240	6429.480	PASS
	Ant2	6505	170.240	6419.880	6590.120	PASS
	Ant4	6505	168.640	6420.520	6589.160	PASS
	Ant2	6665	170.560	6579.880	6750.440	PASS
	Ant4	6665	170.560	6578.920	6749.480	PASS
	Ant2	6825	172.160	6738.920	6911.080	PASS
	Ant4	6825	167.680	6740.200	6907.880	PASS
	Ant2	6985	170.240	6899.560	7069.800	PASS
	Ant4	6985	168.640	6901.160	7069.800	PASS
11BE320MIMO	Ant2	6265	338.560	6096.680	6435.240	PASS
	Ant4	6265	337.280	6096.680	6433.960	PASS
	Ant2	6585	336.640	6416.680	6753.320	PASS
	Ant4	6585	337.280	6416.040	6753.320	PASS
	Ant2	6905	338.560	6734.760	7073.320	PASS
	Ant4	6905	336.640	6736.680	7073.320	PASS

This report shall not be reproduced except in full, without the written approval of UL Verification Services (Guangzhou) Co., Ltd, Song Shan Lake Branch.

11.1.2. Test Graphs

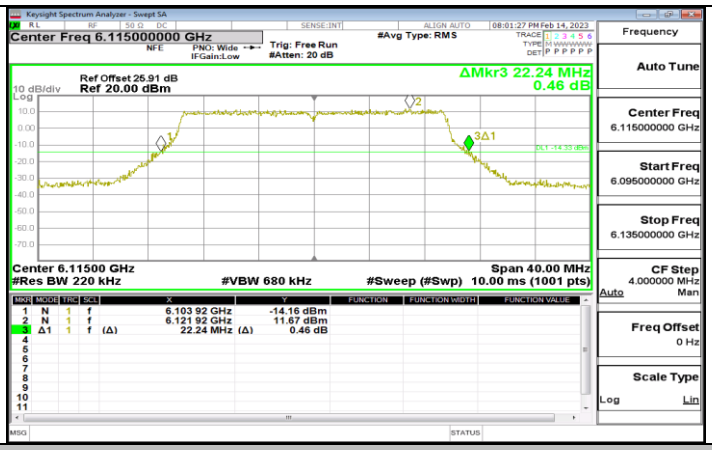

11AX20MIMO_Ant2_6115

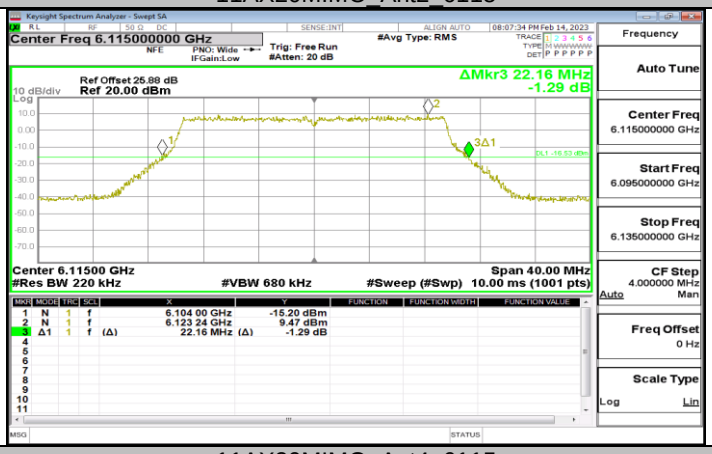

11AX20MIMO_Ant4_6115

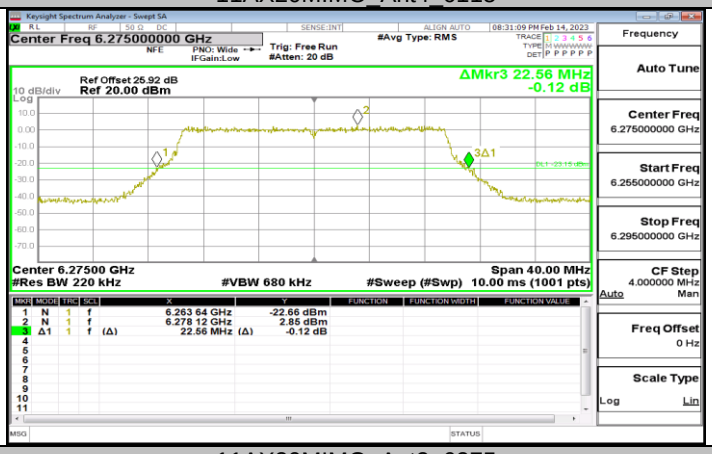

11AX20MIMO_Ant2_6275

This report shall not be reproduced except in full, without the written approval of UL Verification Services (Guangzhou) Co., Ltd, Song Shan Lake Branch.

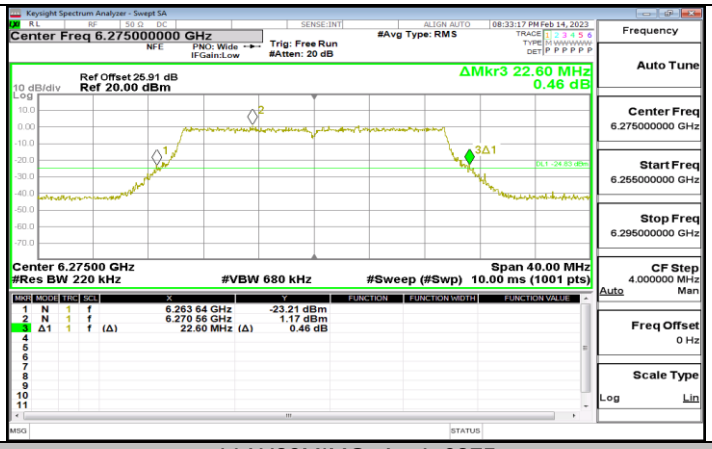

11AX20MIMO_Ant4_6275

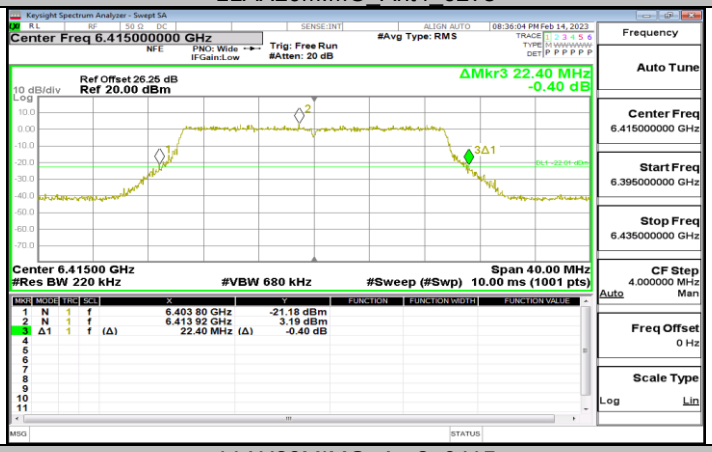

11AX20MIMO_Ant2_6415

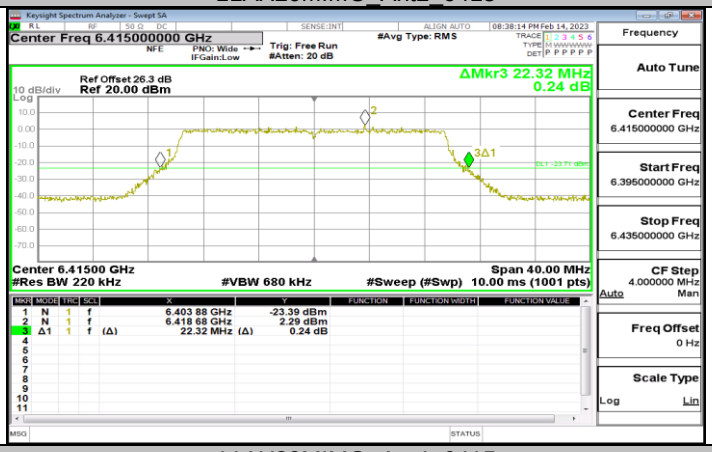

11AX20MIMO_Ant4_6415

This report shall not be reproduced except in full, without the written approval of UL Verification Services (Guangzhou) Co., Ltd, Song Shan Lake Branch.

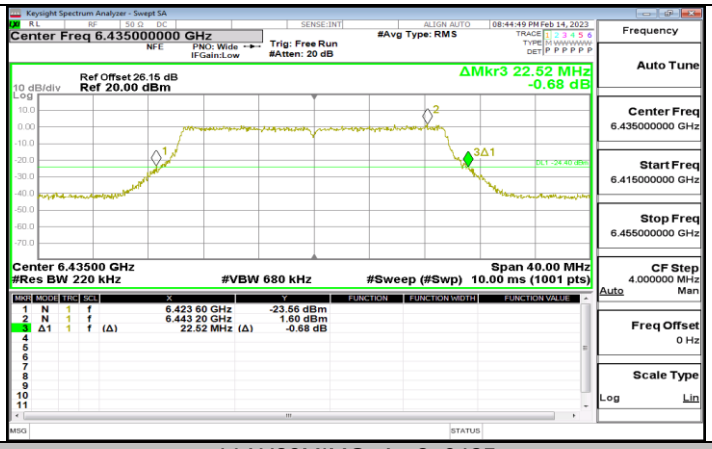

11AX20MIMO_Ant2_6435

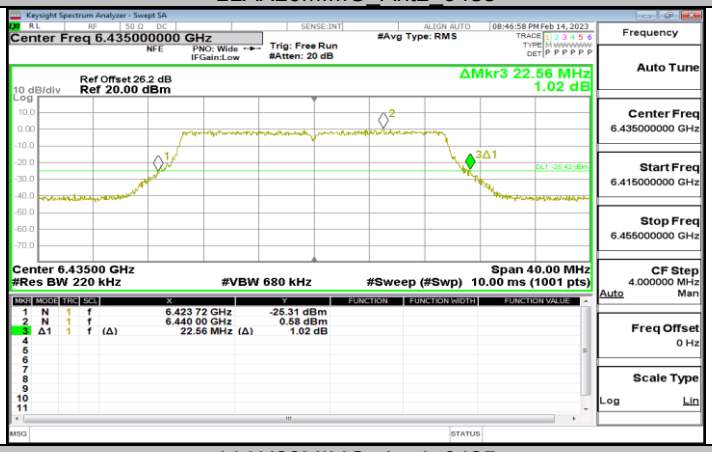

11AX20MIMO_Ant4_6435

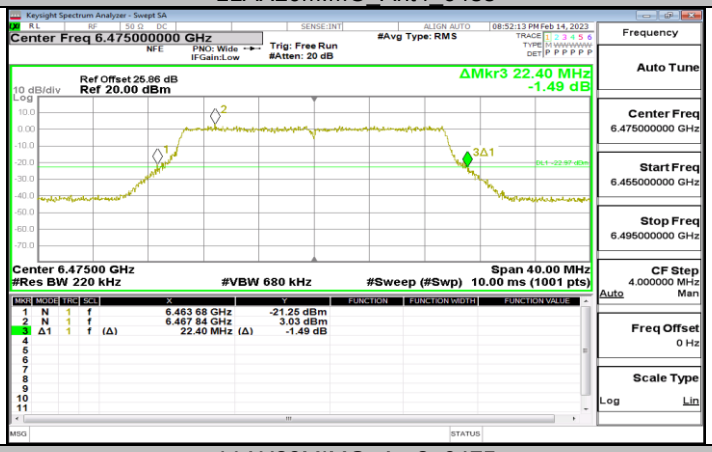

11AX20MIMO_Ant2_6475

This report shall not be reproduced except in full, without the written approval of UL Verification Services (Guangzhou) Co., Ltd, Song Shan Lake Branch.

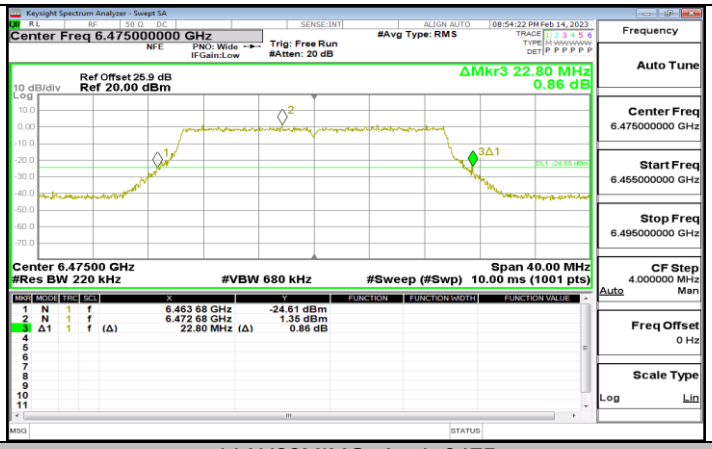

11AX20MIMO_Ant4_6475

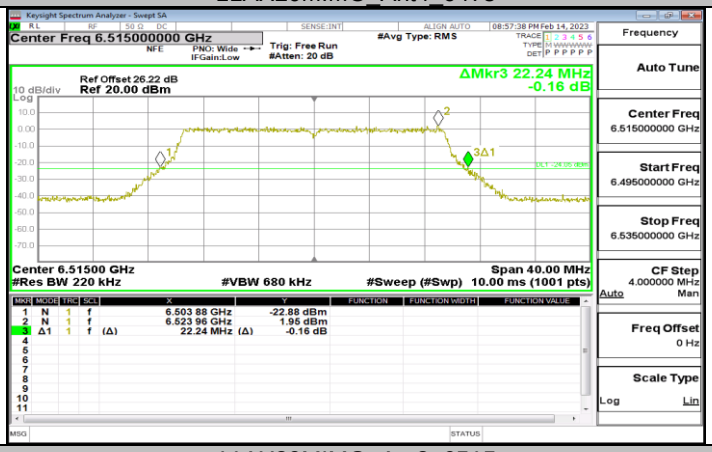

11AX20MIMO_Ant2_6515

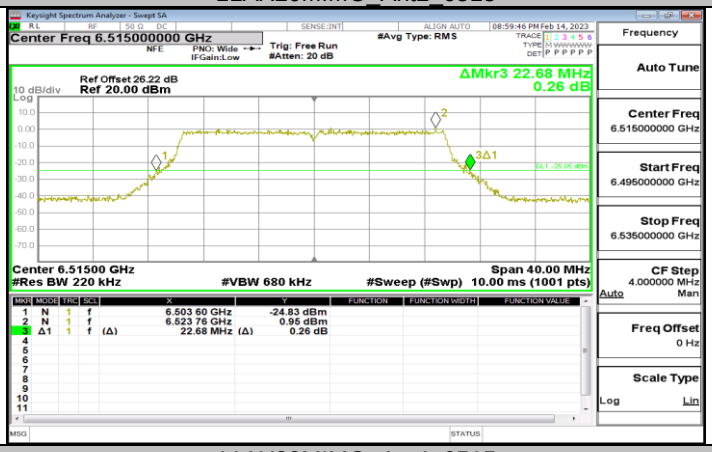

11AX20MIMO_Ant4_6515

This report shall not be reproduced except in full, without the written approval of UL Verification Services (Guangzhou) Co., Ltd, Song Shan Lake Branch.

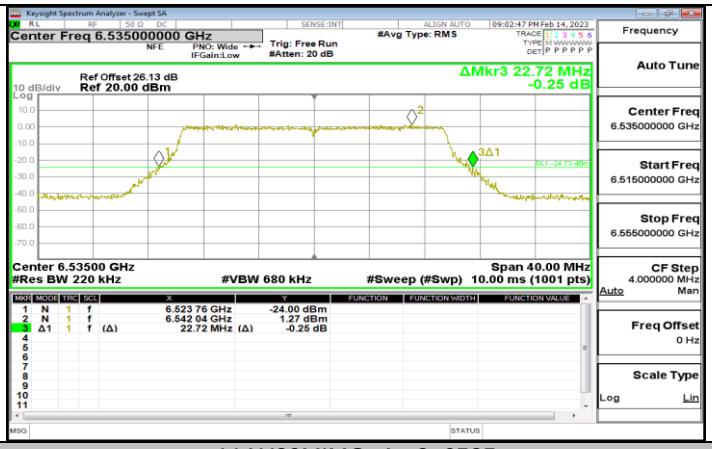

11AX20MIMO_Ant2_6535

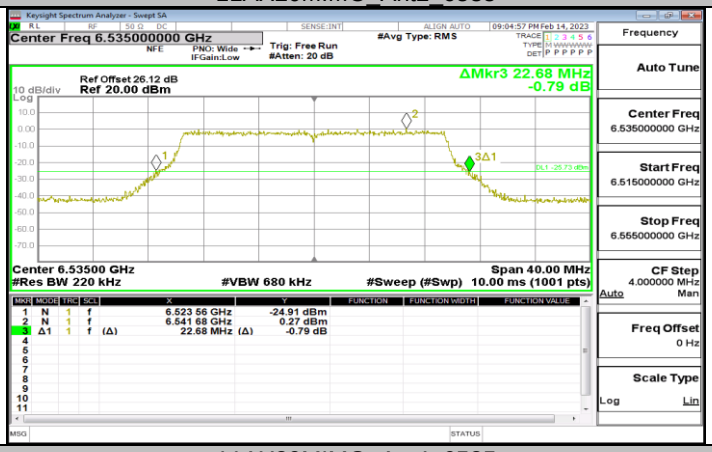

11AX20MIMO_Ant4_6535

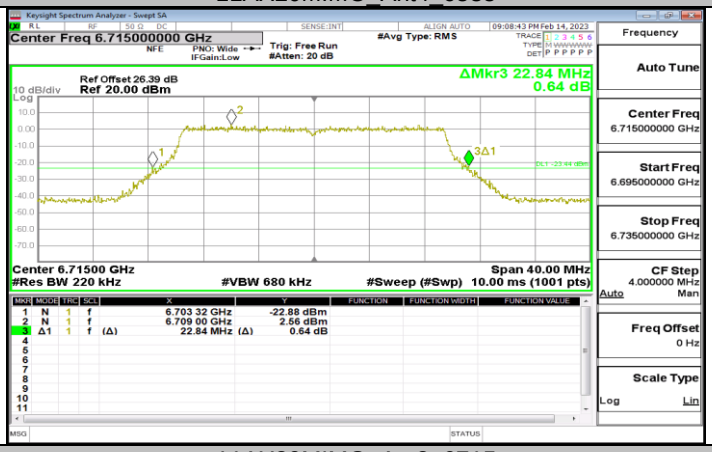

11AX20MIMO_Ant2_6715

This report shall not be reproduced except in full, without the written approval of UL Verification Services (Guangzhou) Co., Ltd, Song Shan Lake Branch.

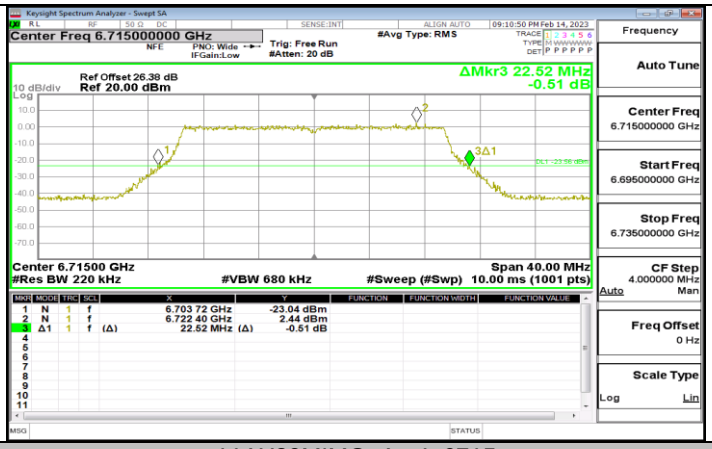

11AX20MIMO_Ant4_6715

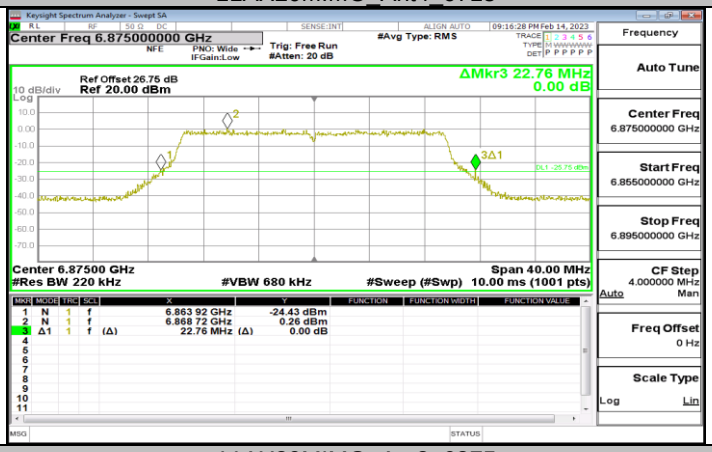

11AX20MIMO_Ant2_6875

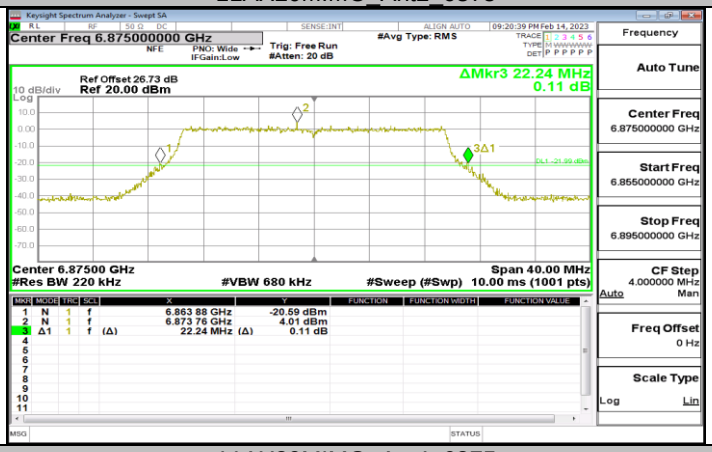

11AX20MIMO_Ant4_6875

This report shall not be reproduced except in full, without the written approval of UL Verification Services (Guangzhou) Co., Ltd, Song Shan Lake Branch.

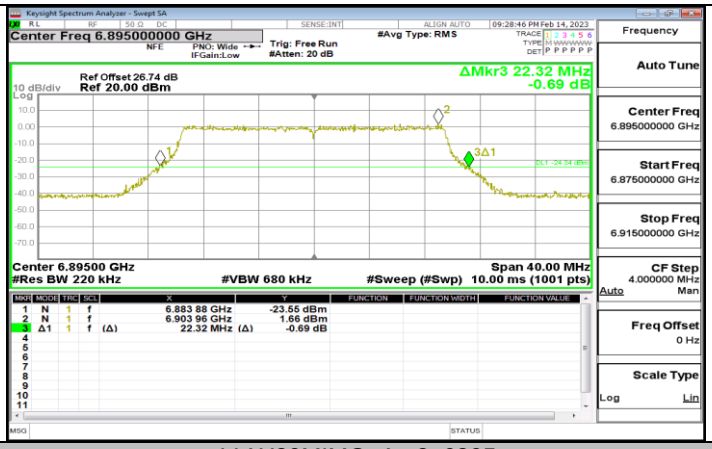

11AX20MIMO_Ant2_6895

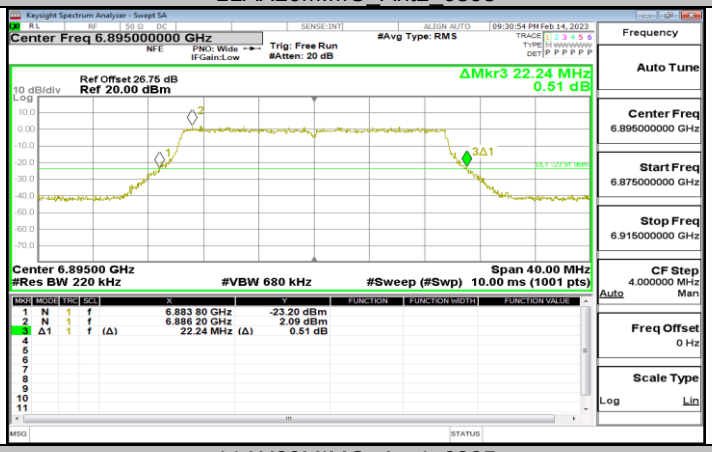

11AX20MIMO_Ant4_6895

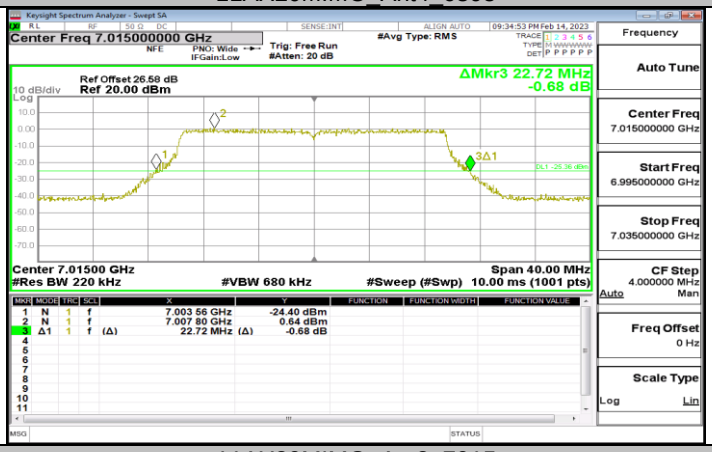

11AX20MIMO_Ant2_7015

This report shall not be reproduced except in full, without the written approval of UL Verification Services (Guangzhou) Co., Ltd, Song Shan Lake Branch.

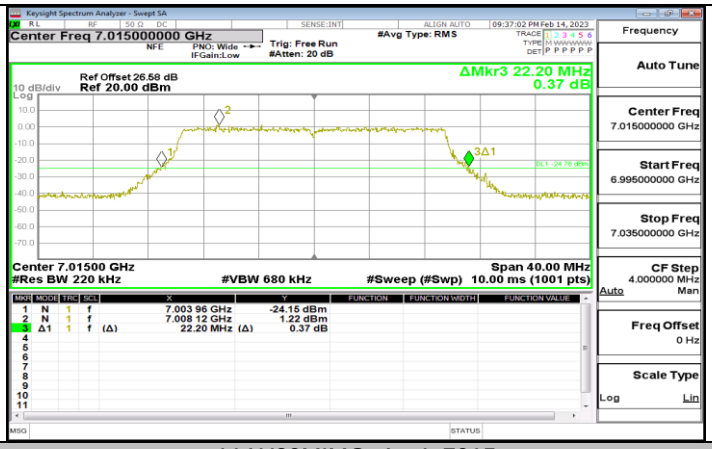

11AX20MIMO_Ant4_7015

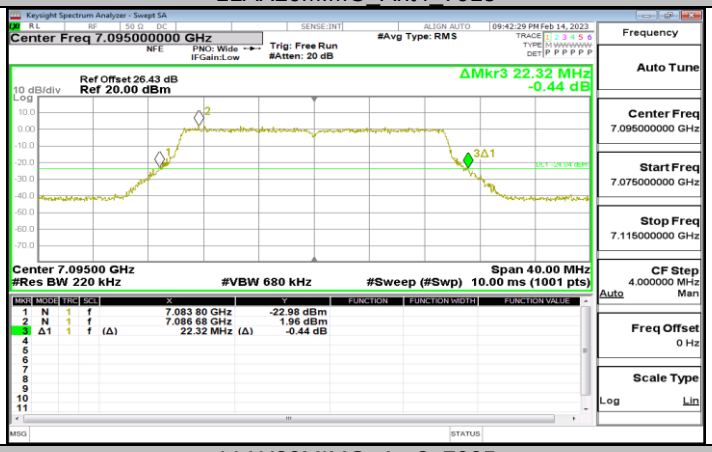

11AX20MIMO_Ant2_7095

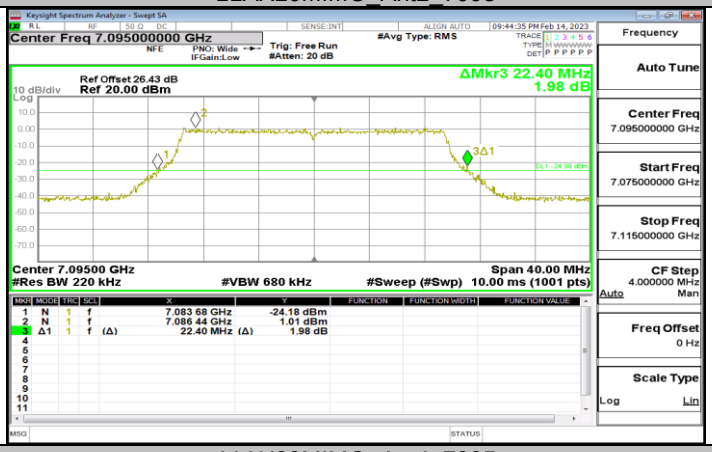

11AX20MIMO_Ant4_7095

This report shall not be reproduced except in full, without the written approval of UL Verification Services (Guangzhou) Co., Ltd, Song Shan Lake Branch.

11AX40MIMO_Ant2_6125

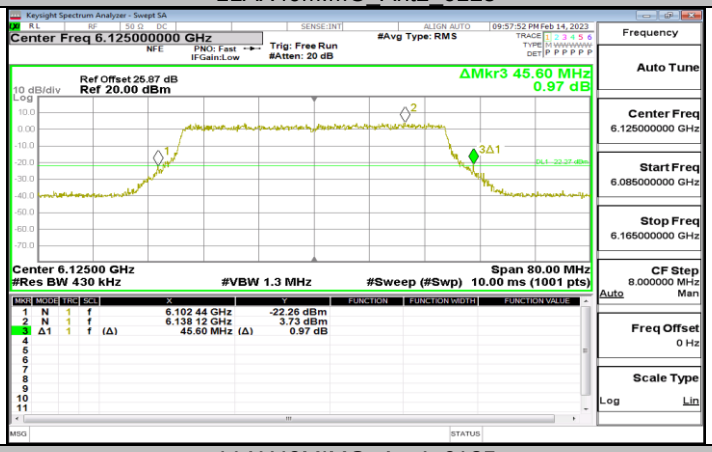

11AX40MIMO_Ant4_6125

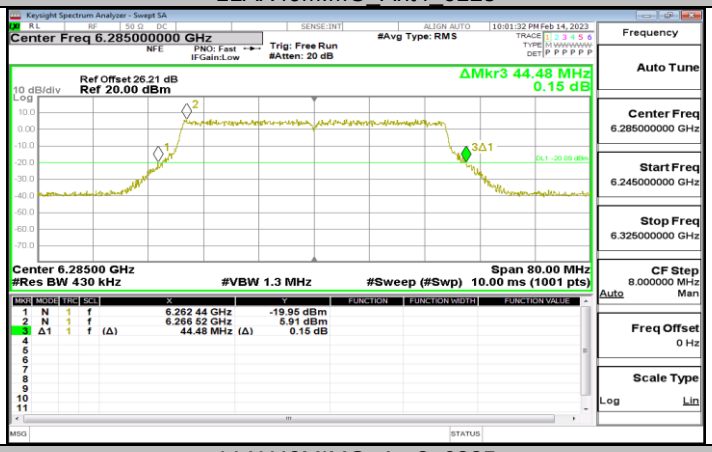

11AX40MIMO_Ant2_6285

This report shall not be reproduced except in full, without the written approval of UL Verification Services (Guangzhou) Co., Ltd, Song Shan Lake Branch.

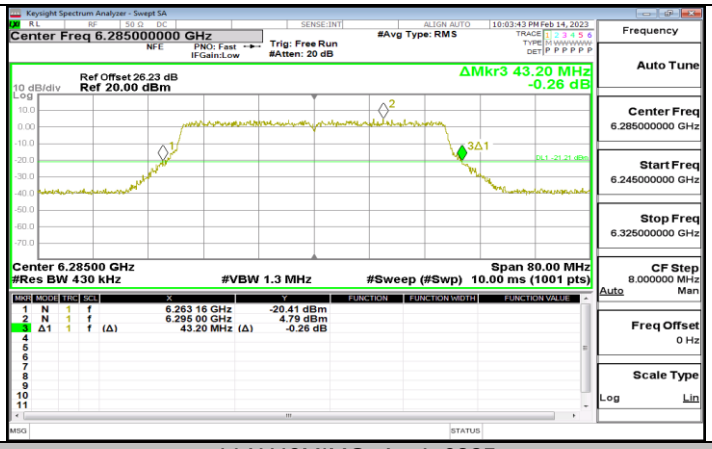

11AX40MIMO_Ant4_6285

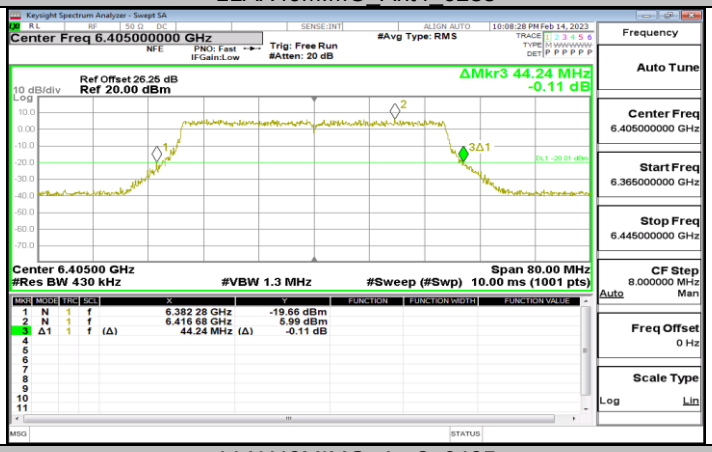

11AX40MIMO_Ant2_6405

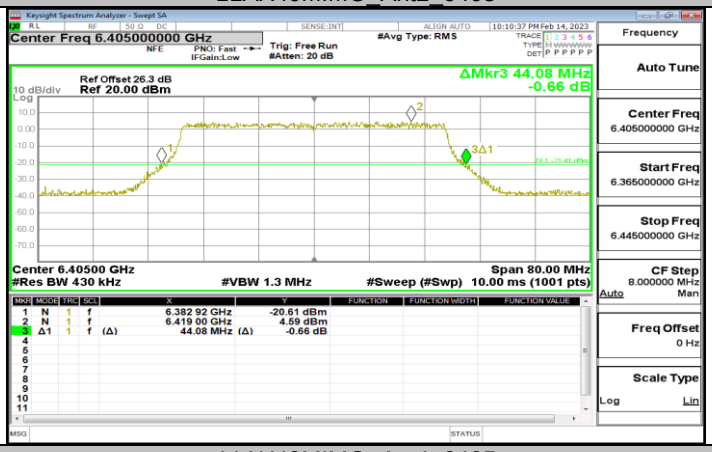

11AX40MIMO_Ant4_6405

This report shall not be reproduced except in full, without the written approval of UL Verification Services (Guangzhou) Co., Ltd, Song Shan Lake Branch.

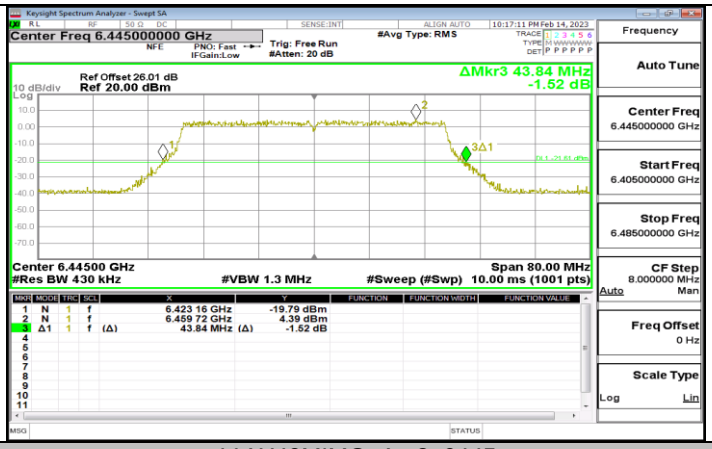

11AX40MIMO_Ant2_6445

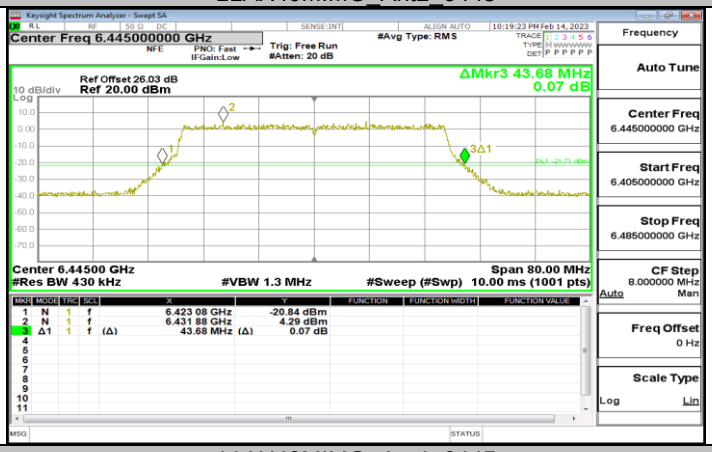

11AX40MIMO_Ant4_6445

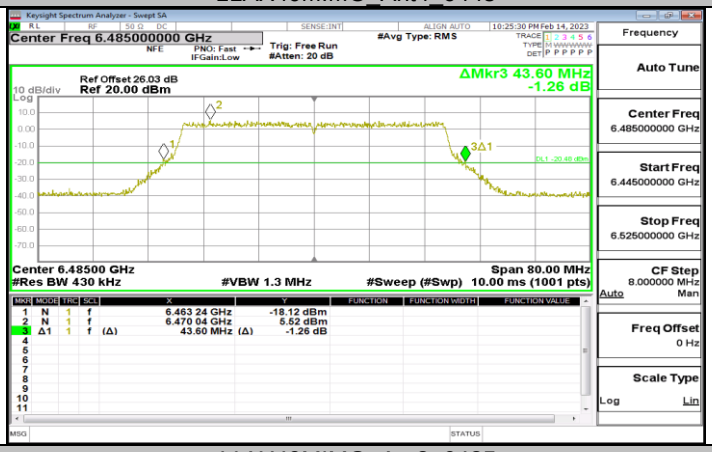

11AX40MIMO_Ant2_6485

This report shall not be reproduced except in full, without the written approval of UL Verification Services (Guangzhou) Co., Ltd, Song Shan Lake Branch.

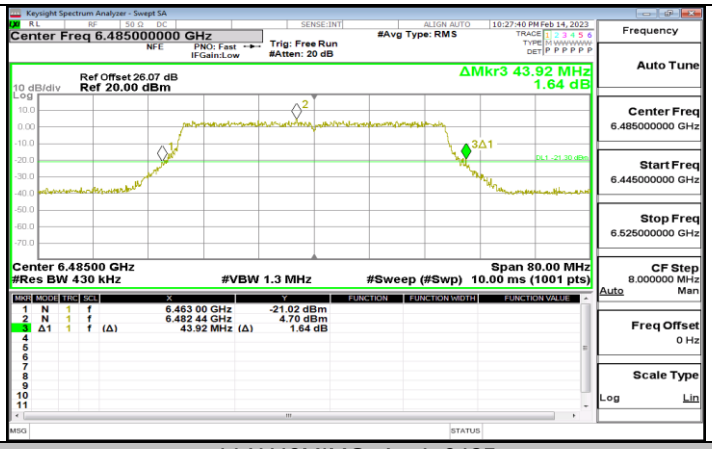

11AX40MIMO_Ant4_6485

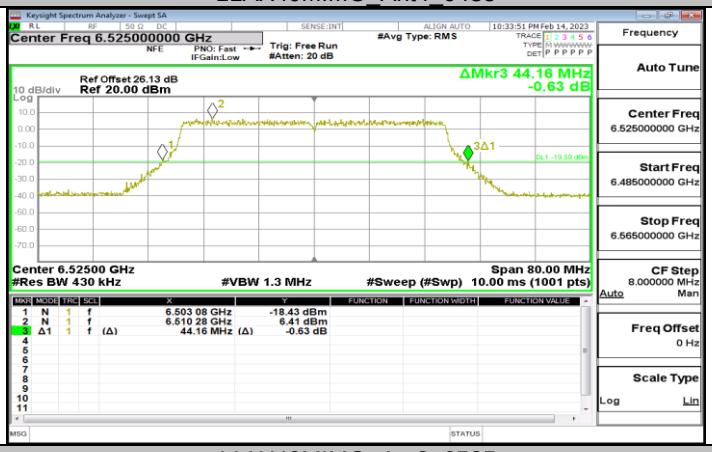

11AX40MIMO_Ant2_6525

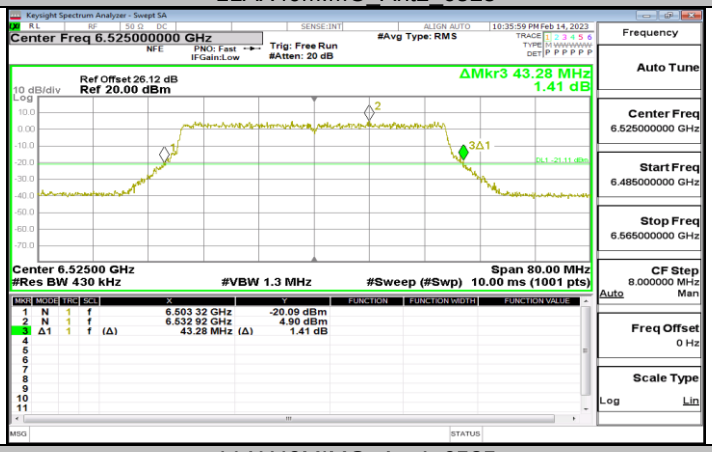

11AX40MIMO_Ant4_6525

This report shall not be reproduced except in full, without the written approval of UL Verification Services (Guangzhou) Co., Ltd, Song Shan Lake Branch.

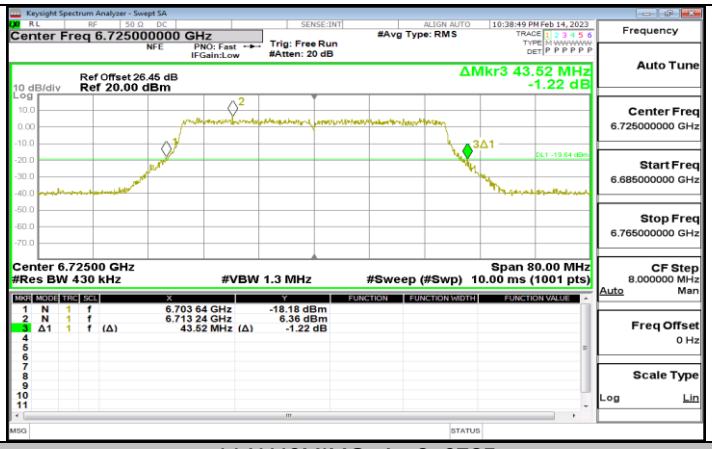

11AX40MIMO_Ant2_6725

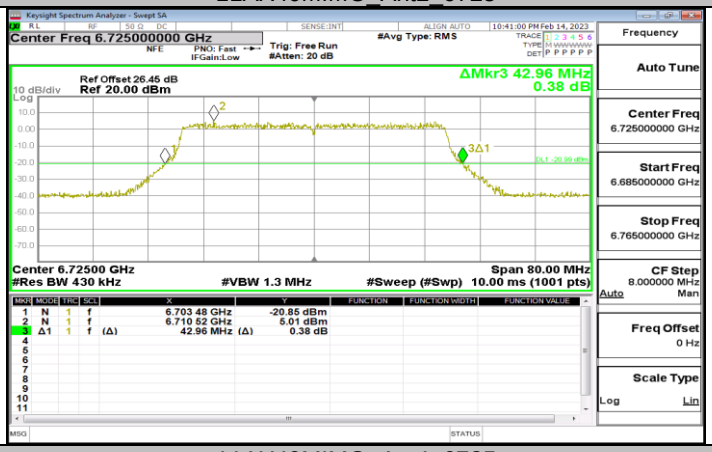

11AX40MIMO_Ant4_6725

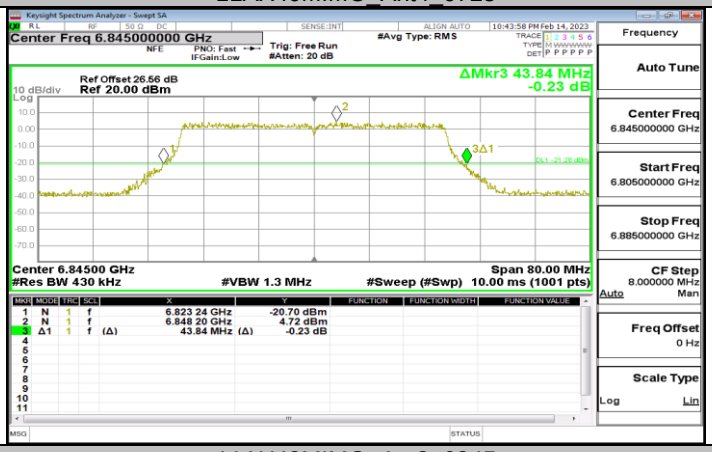

11AX40MIMO_Ant2_6845

This report shall not be reproduced except in full, without the written approval of UL Verification Services (Guangzhou) Co., Ltd, Song Shan Lake Branch.

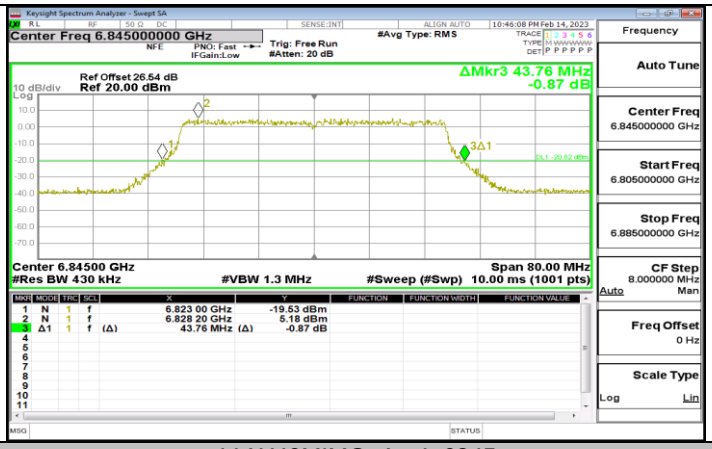

11AX40MIMO_Ant4_6845

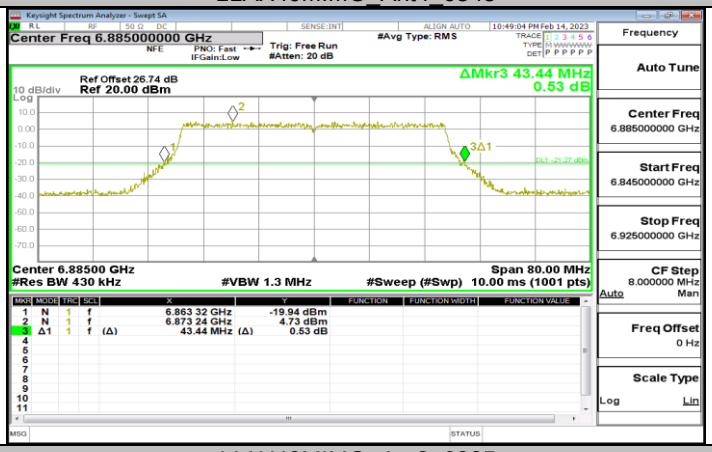

11AX40MIMO_Ant2_6885

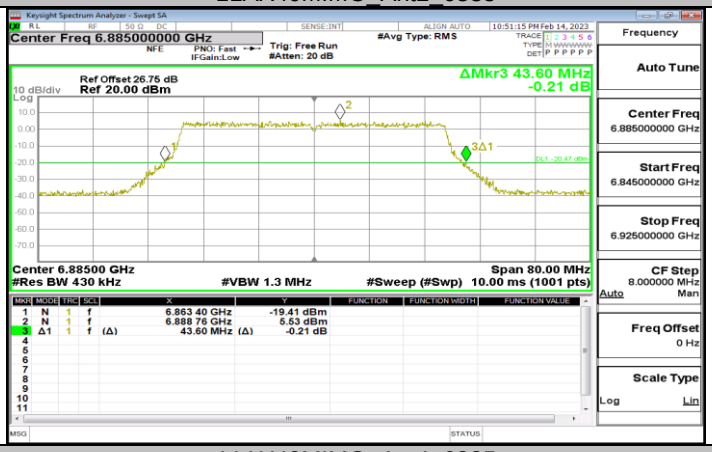

11AX40MIMO_Ant4_6885

This report shall not be reproduced except in full, without the written approval of UL Verification Services (Guangzhou) Co., Ltd, Song Shan Lake Branch.

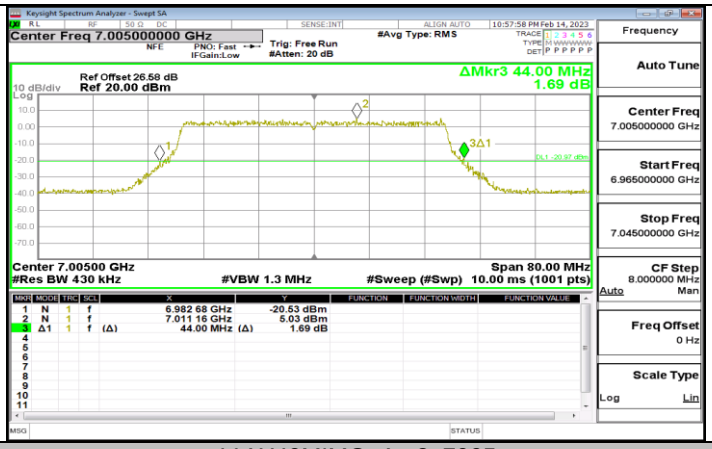

11AX40MIMO_Ant2_7005

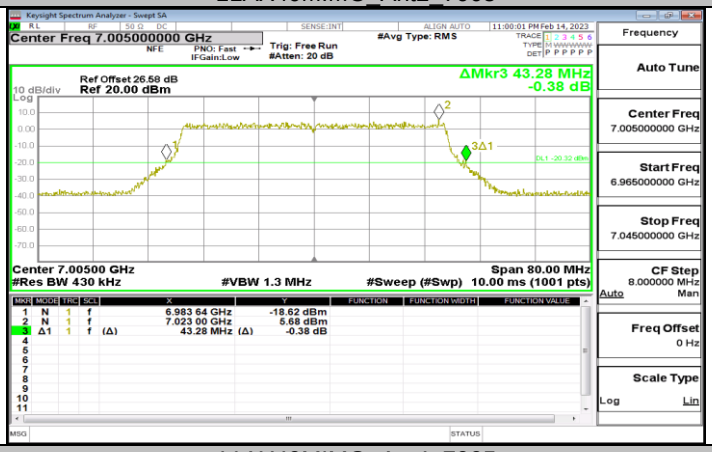

11AX40MIMO_Ant4_7005

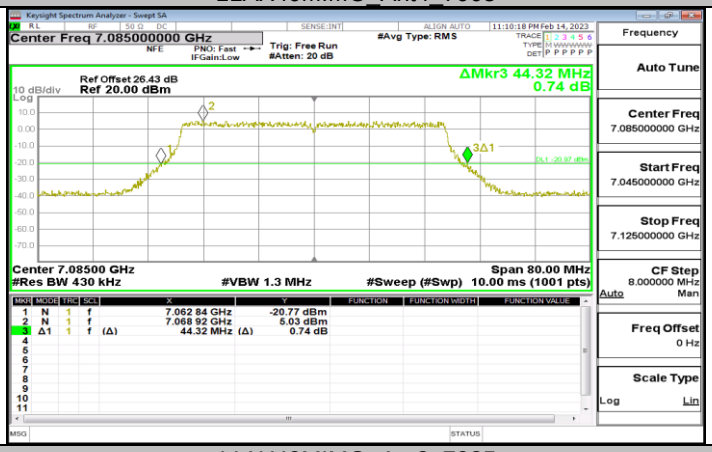

11AX40MIMO_Ant2_7085

This report shall not be reproduced except in full, without the written approval of UL Verification Services (Guangzhou) Co., Ltd, Song Shan Lake Branch.

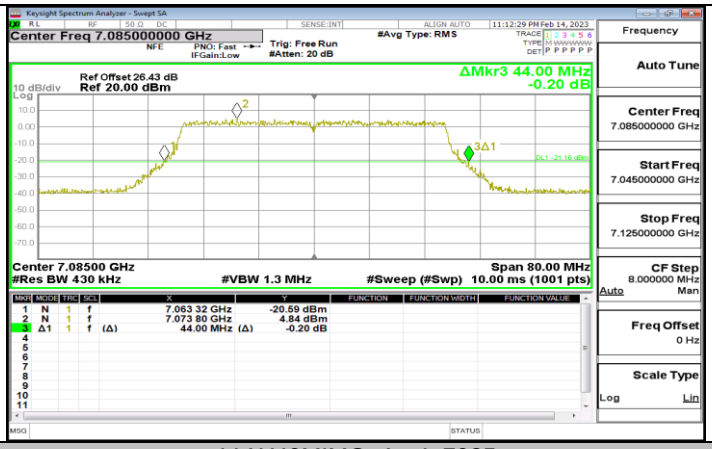

11AX40MIMO_Ant4_7085

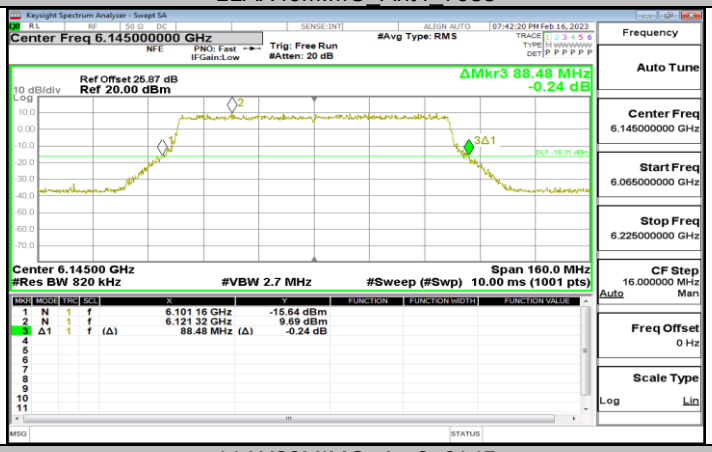

11AX80MIMO_Ant2_6145

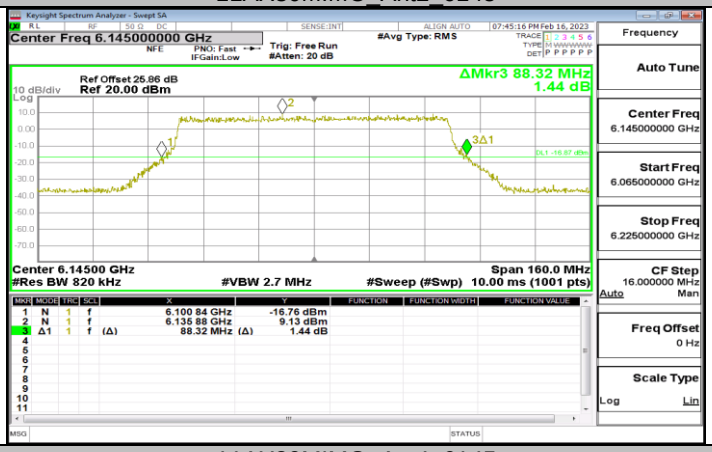

11AX80MIMO_Ant4_6145

This report shall not be reproduced except in full, without the written approval of UL Verification Services (Guangzhou) Co., Ltd, Song Shan Lake Branch.