Test Mode:	802.11be EHT80	Channel:	5290
Polarity:	Vertical	Test Voltage:	DC 15 V

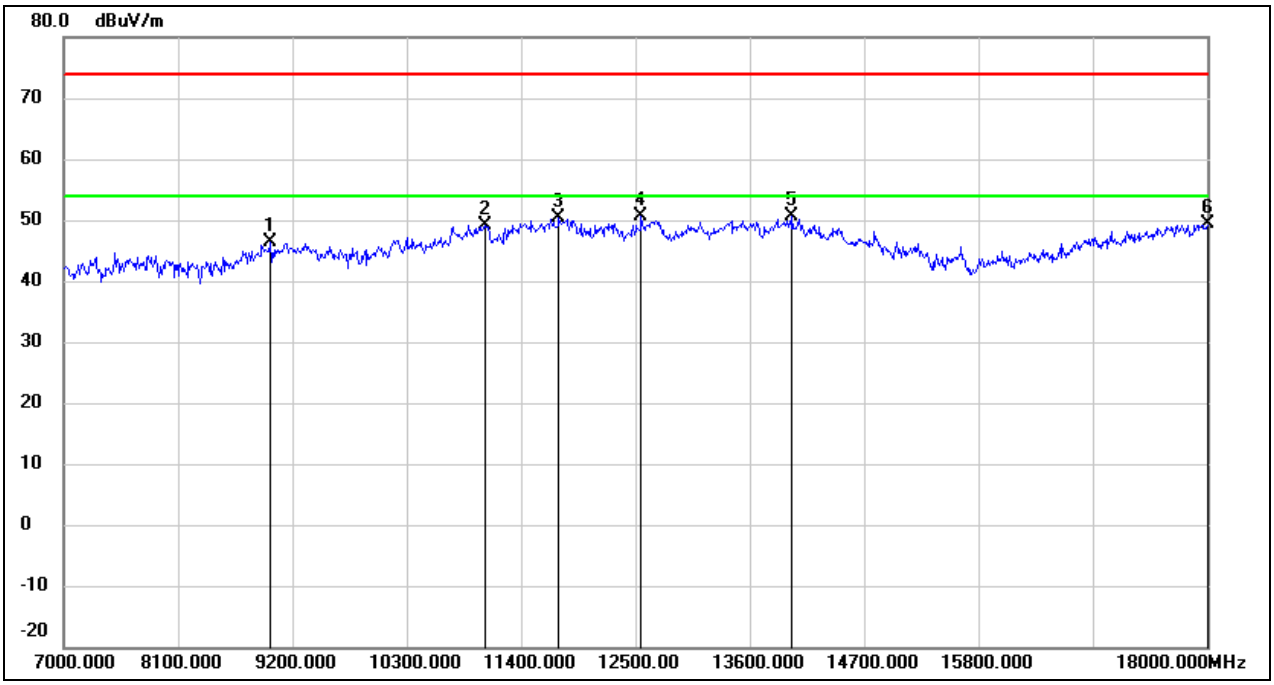

No.	Frequency (MHz)	Reading (dBuV)	Correct (dB/m)	Result (dBuV/m)	Limit (dBuV/m)	Margin (dB)	Remark
1	8991.000	36.14	10.28	46.42	74.00	-27.58	peak
2	11048.000	34.24	14.91	49.15	74.00	-24.85	peak
3	11763.000	33.21	17.26	50.47	74.00	-23.53	peak
4	12555.000	32.77	17.90	50.67	74.00	-23.33	peak
5	14007.000	28.78	21.85	50.63	74.00	-23.37	peak
6	18000.000	23.15	26.12	49.27	74.00	-24.73	peak

This report shall not be reproduced except in full, without the written approval of UL Verification Services (Guangzhou) Co., Ltd, Song Shan Lake Branch.

Test Mode:	802.11be EHT80	Channel:	5530
Polarity:	Horizontal	Test Voltage:	DC 15 V

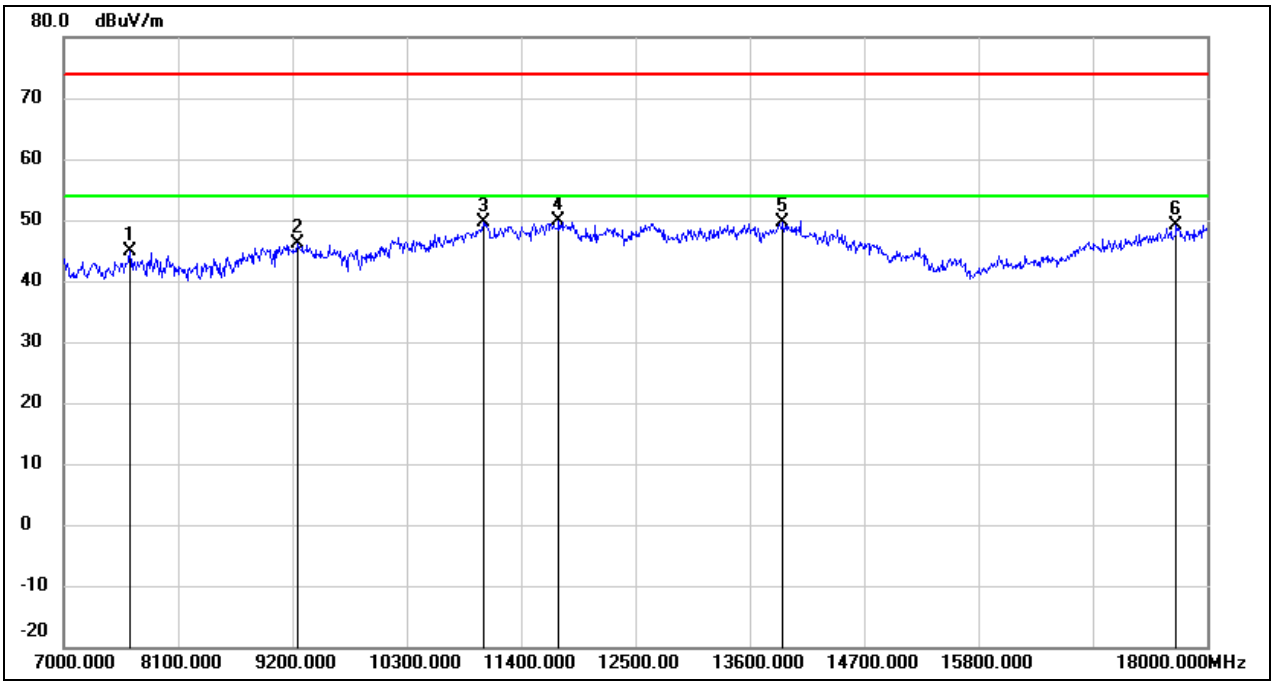

No.	Frequency (MHz)	Reading (dBuV)	Correct (dB/m)	Result (dBuV/m)	Limit (dBuV/m)	Margin (dB)	Remark
1	7638.000	38.01	6.75	44.76	74.00	-29.24	peak
2	9255.000	35.71	10.51	46.22	74.00	-27.78	peak
3	11037.000	34.67	14.87	49.54	74.00	-24.46	peak
4	11763.000	32.51	17.26	49.77	74.00	-24.23	peak
5	13919.000	28.01	21.68	49.69	74.00	-24.31	peak
6	17703.000	24.92	24.09	49.01	74.00	-24.99	peak

This report shall not be reproduced except in full, without the written approval of UL Verification Services (Guangzhou) Co., Ltd, Song Shan Lake Branch.

Test Mode:	802.11be EHT80	Channel:	5530
Polarity:	Vertical	Test Voltage:	DC 15 V

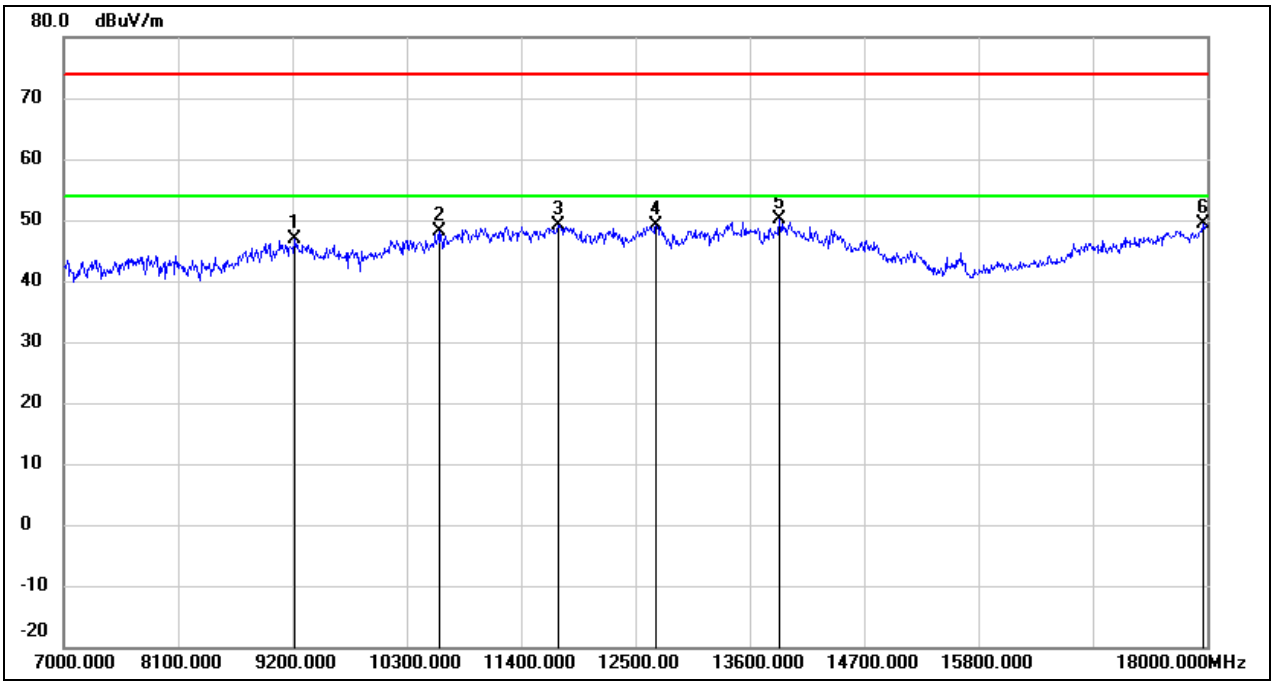

No.	Frequency (MHz)	Reading (dBuV)	Correct (dB/m)	Result (dBuV/m)	Limit (dBuV/m)	Margin (dB)	Remark
1	9222.000	36.35	10.48	46.83	74.00	-27.17	peak
2	10608.000	34.79	13.23	48.02	74.00	-25.98	peak
3	11752.000	31.93	17.24	49.17	74.00	-24.83	peak
4	12698.000	30.99	18.08	49.07	74.00	-24.93	peak
5	13886.000	28.48	21.60	50.08	74.00	-23.92	peak
6	17956.000	23.59	25.82	49.41	74.00	-24.59	peak

This report shall not be reproduced except in full, without the written approval of UL Verification Services (Guangzhou) Co., Ltd, Song Shan Lake Branch.

Test Mode:	802.11be EHT80	Channel:	5610
Polarity:	Horizontal	Test Voltage:	DC 15 V

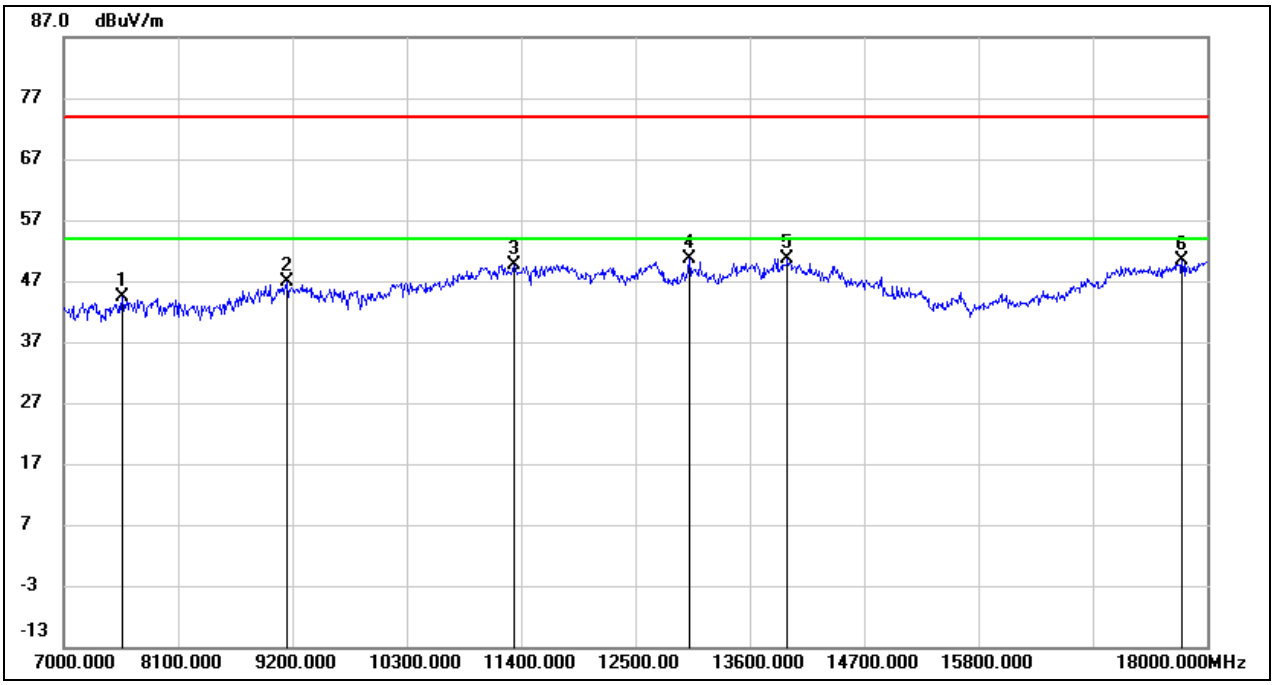

No.	Frequency (MHz)	Reading (dBuV)	Correct (dB/m)	Result (dBuV/m)	Limit (dBuV/m)	Margin (dB)	Remark
1	7561.000	37.64	6.82	44.46	74.00	-29.54	peak
2	9145.000	36.37	10.43	46.80	74.00	-27.20	peak
3	11334.000	33.44	16.09	49.53	74.00	-24.47	peak
4	13017.000	32.04	18.53	50.57	74.00	-23.43	peak
5	13963.000	28.91	21.78	50.69	74.00	-23.31	peak
6	17758.000	25.90	24.46	50.36	74.00	-23.64	peak

This report shall not be reproduced except in full, without the written approval of UL Verification Services (Guangzhou) Co., Ltd, Song Shan Lake Branch.

Test Mode:	802.11be EHT80	Channel:	5610
Polarity:	Vertical	Test Voltage:	DC 15 V

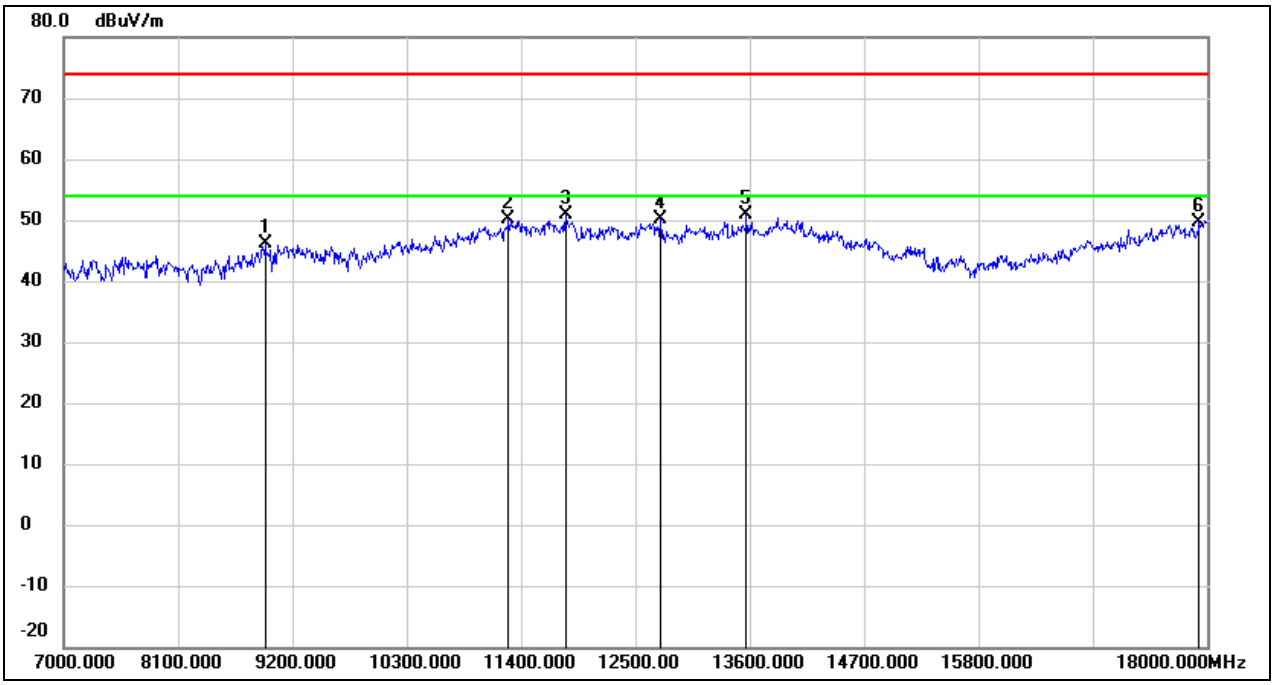

No.	Frequency (MHz)	Reading (dBuV)	Correct (dB/m)	Result (dBuV/m)	Limit (dBuV/m)	Margin (dB)	Remark
1	8936.000	36.19	9.90	46.09	74.00	-27.91	peak
2	11279.000	34.18	15.86	50.04	74.00	-23.96	peak
3	11829.000	33.53	17.38	50.91	74.00	-23.09	peak
4	12742.000	31.96	18.13	50.09	74.00	-23.91	peak
5	13567.000	30.06	20.80	50.86	74.00	-23.14	peak
6	17923.000	24.11	25.60	49.71	74.00	-24.29	peak

This report shall not be reproduced except in full, without the written approval of UL Verification Services (Guangzhou) Co., Ltd, Song Shan Lake Branch.

Test Mode:	802.11be EHT80	Channel:	5775
Polarity:	Horizontal	Test Voltage:	DC 15 V

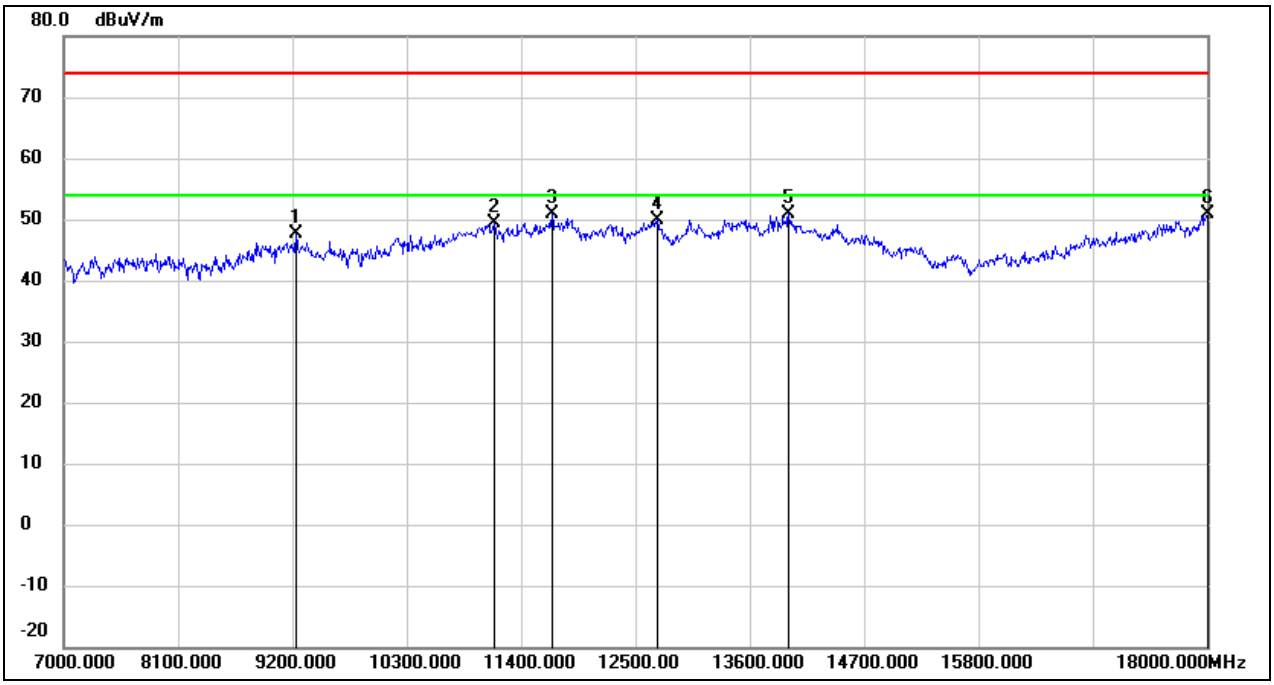

No.	Frequency (MHz)	Reading (dBuV)	Correct (dB/m)	Result (dBuV/m)	Limit (dBuV/m)	Margin (dB)	Remark
1	9233.000	37.07	10.48	47.55	74.00	-26.45	peak
2	11136.000	34.06	15.27	49.33	74.00	-24.67	peak
3	11697.000	33.81	17.13	50.94	74.00	-23.06	peak
4	12709.000	31.88	18.09	49.97	74.00	-24.03	peak
5	13974.000	29.12	21.82	50.94	74.00	-23.06	peak
6	18000.000	24.81	26.12	50.93	74.00	-23.07	peak

This report shall not be reproduced except in full, without the written approval of UL Verification Services (Guangzhou) Co., Ltd, Song Shan Lake Branch.

Test Mode:	802.11be EHT80	Channel:	5775
Polarity:	Vertical	Test Voltage:	DC 15 V

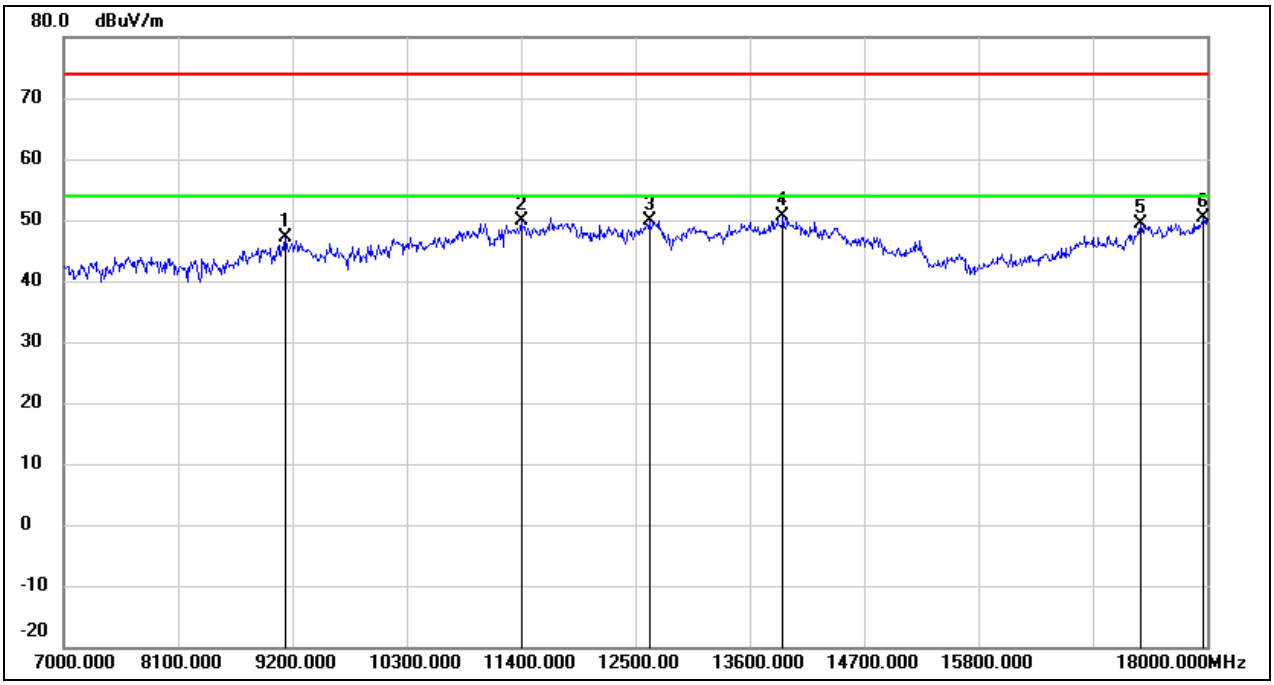

No.	Frequency (MHz)	Reading (dBuV)	Correct (dB/m)	Result (dBuV/m)	Limit (dBuV/m)	Margin (dB)	Remark
1	9134.000	36.83	10.41	47.24	74.00	-26.76	peak
2	11400.000	33.41	16.36	49.77	74.00	-24.23	peak
3	12632.000	31.84	17.99	49.83	74.00	-24.17	peak
4	13919.000	28.90	21.68	50.58	74.00	-23.42	peak
5	17362.000	27.22	22.12	49.34	74.00	-24.66	peak
6	17967.000	24.44	25.89	50.33	74.00	-23.67	peak

This report shall not be reproduced except in full, without the written approval of UL Verification Services (Guangzhou) Co., Ltd, Song Shan Lake Branch.

Test Mode:	802.11be EHT160	Channel:	5250
Polarity:	Horizontal	Test Voltage:	DC 15 V

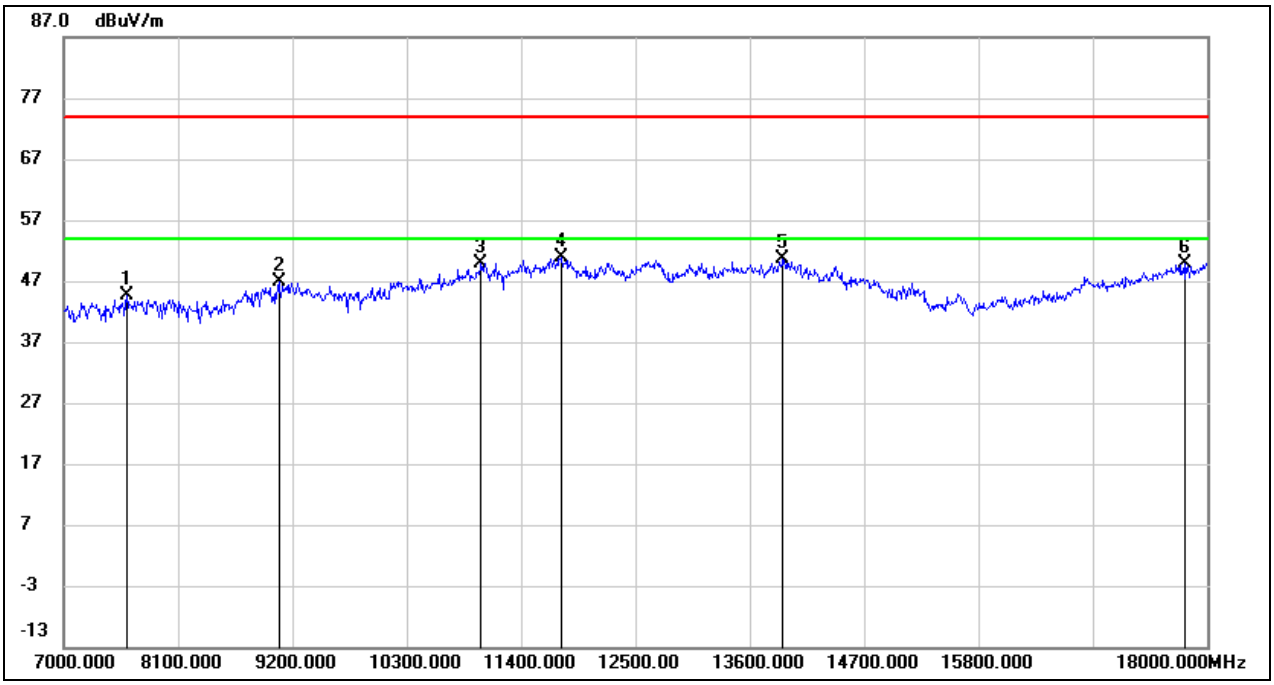

No.	Frequency (MHz)	Reading (dBuV)	Correct (dB/m)	Result (dBuV/m)	Limit (dBuV/m)	Margin (dB)	Remark
1	7605.000	37.73	6.78	44.51	74.00	-29.49	peak
2	9068.000	36.56	10.39	46.95	74.00	-27.05	peak
3	11015.000	35.01	14.79	49.80	74.00	-24.20	peak
4	11785.000	33.64	17.30	50.94	74.00	-23.06	peak
5	13919.000	28.85	21.68	50.53	74.00	-23.47	peak
6	17780.000	25.27	24.61	49.88	74.00	-24.12	peak

This report shall not be reproduced except in full, without the written approval of UL Verification Services (Guangzhou) Co., Ltd, Song Shan Lake Branch.

Test Mode:	802.11be EHT160	Channel:	5250
Polarity:	Vertical	Test Voltage:	DC 15 V

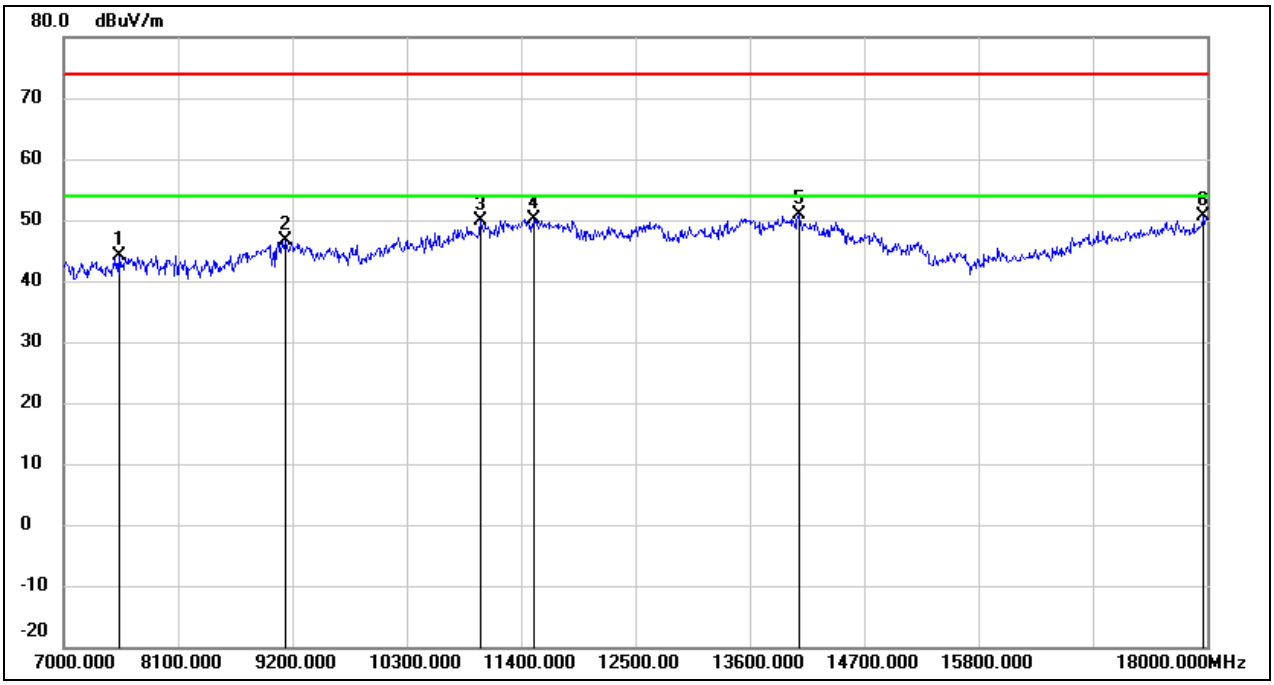

No.	Frequency (MHz)	Reading (dBuV)	Correct (dB/m)	Result (dBuV/m)	Limit (dBuV/m)	Margin (dB)	Remark
1	7528.000	37.40	6.85	44.25	74.00	-29.75	peak
2	9134.000	36.21	10.41	46.62	74.00	-27.38	peak
3	11004.000	35.07	14.74	49.81	74.00	-24.19	peak
4	11521.000	33.39	16.82	50.21	74.00	-23.79	peak
5	14073.000	29.32	21.57	50.89	74.00	-23.11	peak
6	17967.000	24.78	25.89	50.67	74.00	-23.33	peak

This report shall not be reproduced except in full, without the written approval of UL Verification Services (Guangzhou) Co., Ltd, Song Shan Lake Branch.

Test Mode:	802.11be EHT160	Channel:	5570
Polarity:	Horizontal	Test Voltage:	DC 15 V

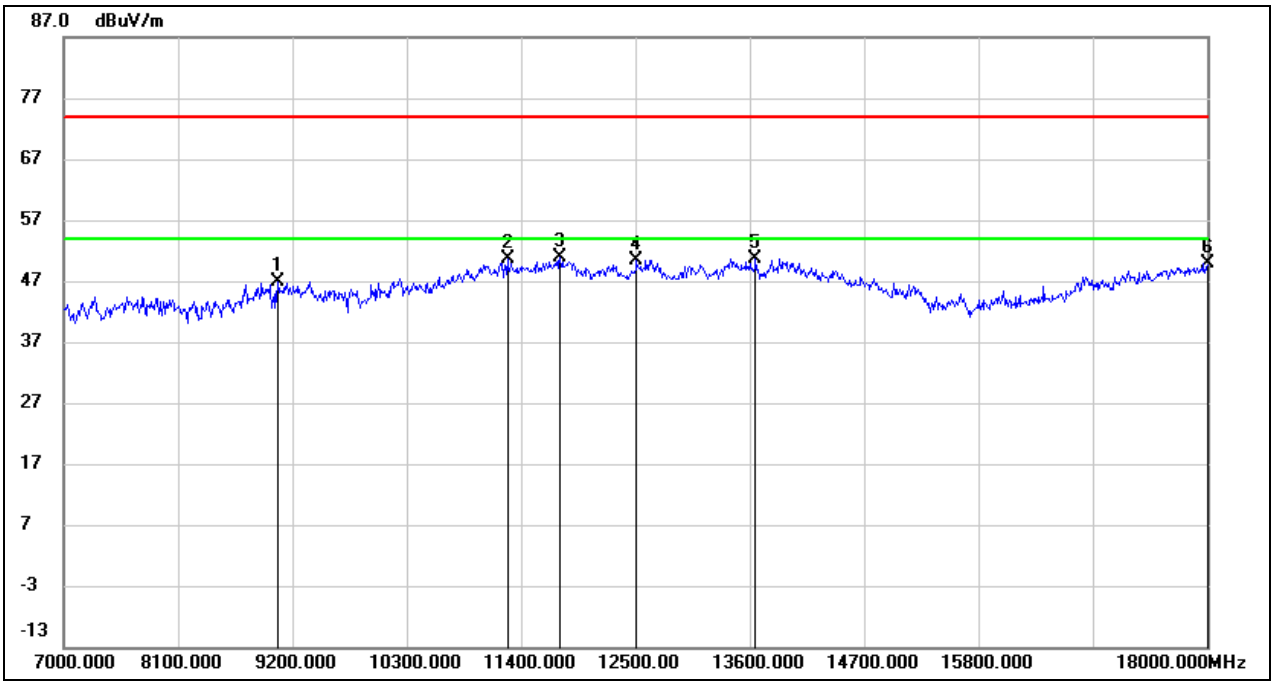

No.	Frequency (MHz)	Reading (dBuV)	Correct (dB/m)	Result (dBuV/m)	Limit (dBuV/m)	Margin (dB)	Remark
1	9057.000	36.62	10.38	47.00	74.00	-27.00	peak
2	11268.000	34.75	15.83	50.58	74.00	-23.42	peak
3	11774.000	33.48	17.28	50.76	74.00	-23.24	peak
4	12511.000	32.65	17.84	50.49	74.00	-23.51	peak
5	13655.000	29.67	21.03	50.70	74.00	-23.30	peak
6	18000.000	23.82	26.12	49.94	74.00	-24.06	peak

This report shall not be reproduced except in full, without the written approval of UL Verification Services (Guangzhou) Co., Ltd, Song Shan Lake Branch.

Test Mode:	802.11be EHT160	Channel:	5570
Polarity:	Vertical	Test Voltage:	DC 15 V

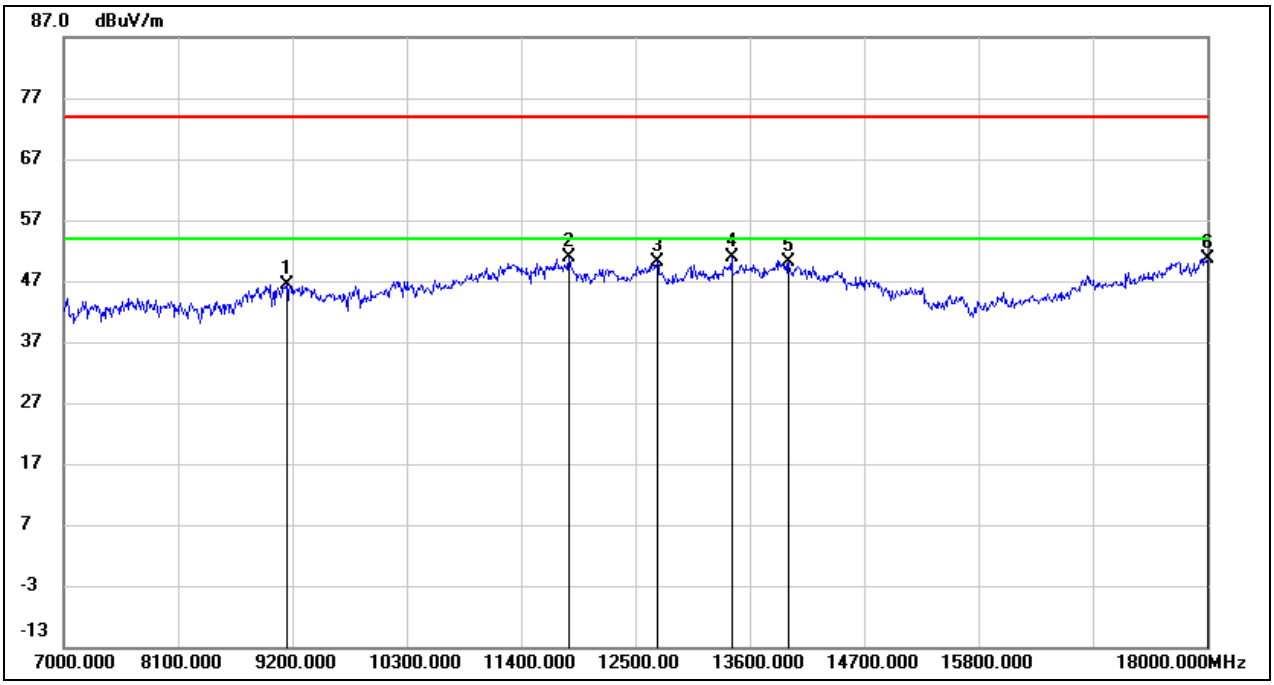

No.	Frequency (MHz)	Reading (dBuV)	Correct (dB/m)	Result (dBuV/m)	Limit (dBuV/m)	Margin (dB)	Remark
1	9145.000	36.06	10.43	46.49	74.00	-27.51	peak
2	11862.000	33.41	17.45	50.86	74.00	-23.14	peak
3	12709.000	32.06	18.09	50.15	74.00	-23.85	peak
4	13424.000	30.46	20.30	50.76	74.00	-23.24	peak
5	13974.000	28.35	21.82	50.17	74.00	-23.83	peak
6	18000.000	24.60	26.12	50.72	74.00	-23.28	peak

This report shall not be reproduced except in full, without the written approval of UL Verification Services (Guangzhou) Co., Ltd, Song Shan Lake Branch.

8.4. SPURIOUS EMISSIONS (9 KHZ ~ 30 MHZ)

Test Mode:	802.11a 20	Channel:	5180
Polarity:	Horizontal	Test Voltage:	DC 15 V

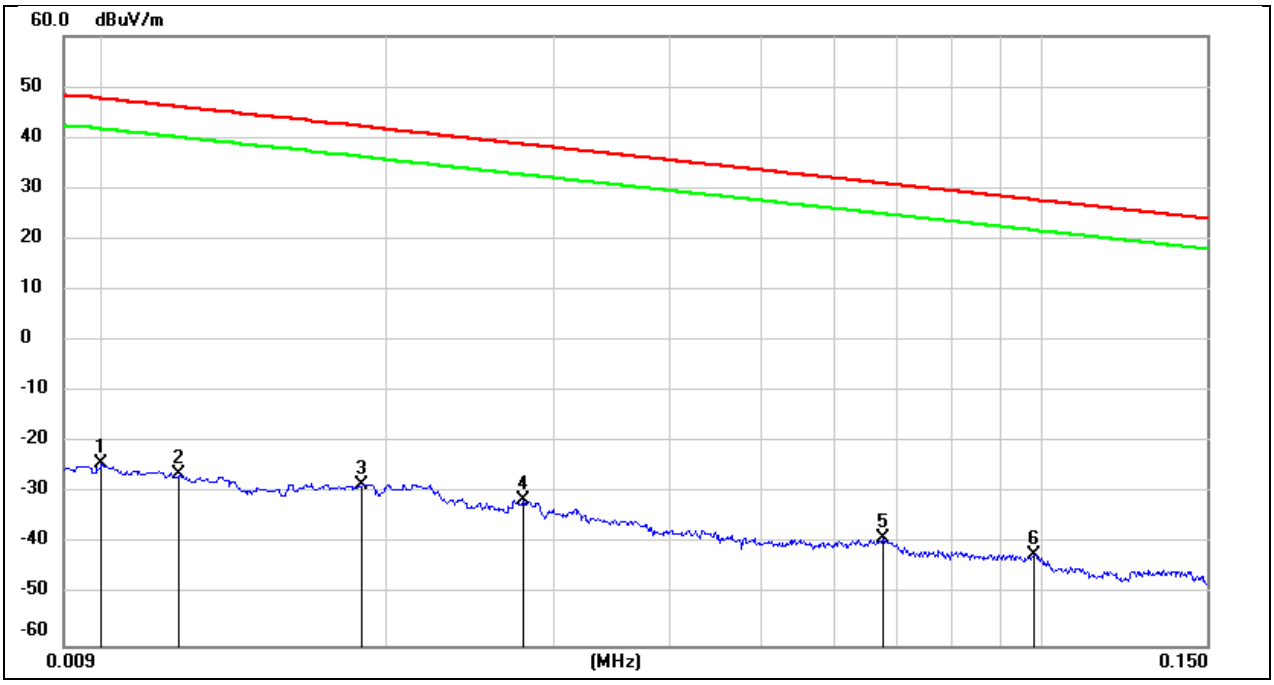

No.	Frequency (MHz)	Reading (dBuV)	Correct (dB/m)	Result (dBuV/m)	Limit (dBuV/m)	Margin (dB)	Remark
1	0.0100	77.22	-101.40	-24.18	47.60	-71.78	peak
2	0.0120	75.16	-101.39	-26.23	46.02	-72.25	peak
3	0.0188	73.14	-101.35	-28.21	42.12	-70.33	peak
4	0.0279	70.17	-101.38	-31.21	38.69	-69.90	peak
5	0.0675	62.64	-101.56	-38.92	31.02	-69.94	peak
6	0.0981	59.77	-101.78	-42.01	27.77	-69.78	peak

This report shall not be reproduced except in full, without the written approval of UL Verification Services (Guangzhou) Co., Ltd, Song Shan Lake Branch.

Test Mode:	802.11a 20	Channel:	5180
Polarity:	Horizontal	Test Voltage:	DC 15 V

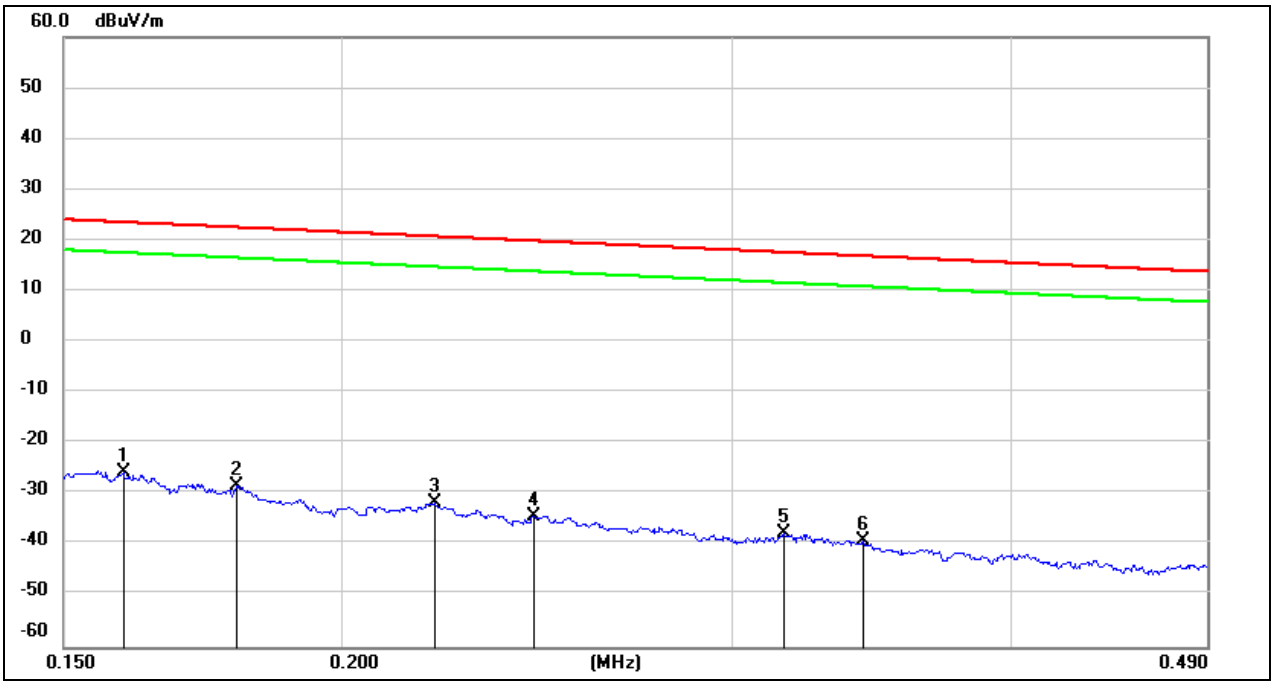

No.	Frequency (MHz)	Reading (dBuV)	Correct (dB/m)	Result (dBuV/m)	Limit (dBuV/m)	Margin (dB)	Remark
1	0.1595	75.86	-101.65	-25.79	23.55	-49.34	peak
2	0.1794	73.27	-101.68	-28.41	22.53	-50.94	peak
3	0.2204	70.16	-101.75	-31.59	20.74	-52.33	peak
4	0.2442	67.53	-101.79	-34.26	19.85	-54.11	peak
5	0.3163	64.20	-101.87	-37.67	17.60	-55.27	peak
6	0.3431	62.67	-101.90	-39.23	16.89	-56.12	peak

This report shall not be reproduced except in full, without the written approval of UL Verification Services (Guangzhou) Co., Ltd, Song Shan Lake Branch.

Test Mode:	802.11a 20	Channel:	5180
Polarity:	Horizontal	Test Voltage:	DC 15 V

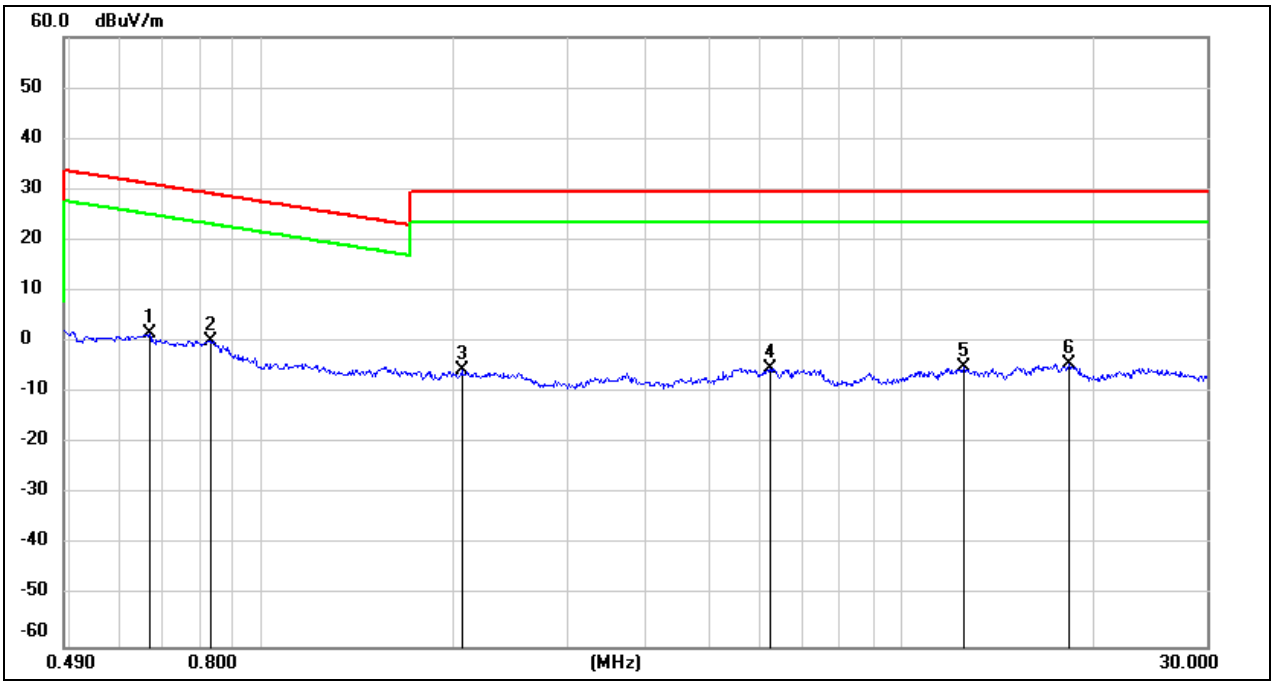

No.	Frequency (MHz)	Reading (dBuV)	Correct (dB/m)	Result (dBuV/m)	Limit (dBuV/m)	Margin (dB)	Remark
1	0.6671	63.75	-62.10	1.65	31.12	-29.47	peak
2	0.8296	62.44	-62.17	0.27	29.23	-28.96	peak
3	2.0539	56.20	-61.81	-5.61	29.54	-35.15	peak
4	6.2445	56.13	-61.32	-5.19	29.54	-34.73	peak
5	12.5006	55.82	-60.91	-5.09	29.54	-34.63	peak
6	18.2545	56.43	-60.90	-4.47	29.54	-34.01	peak

This report shall not be reproduced except in full, without the written approval of UL Verification Services (Guangzhou) Co., Ltd, Song Shan Lake Branch.

8.5. SPURIOUS EMISSIONS (18 GHZ ~ 26 GHZ)

Test Mode:	802.11a 20	Channel:	5180
Polarity:	Horizontal	Test Voltage:	DC 15 V

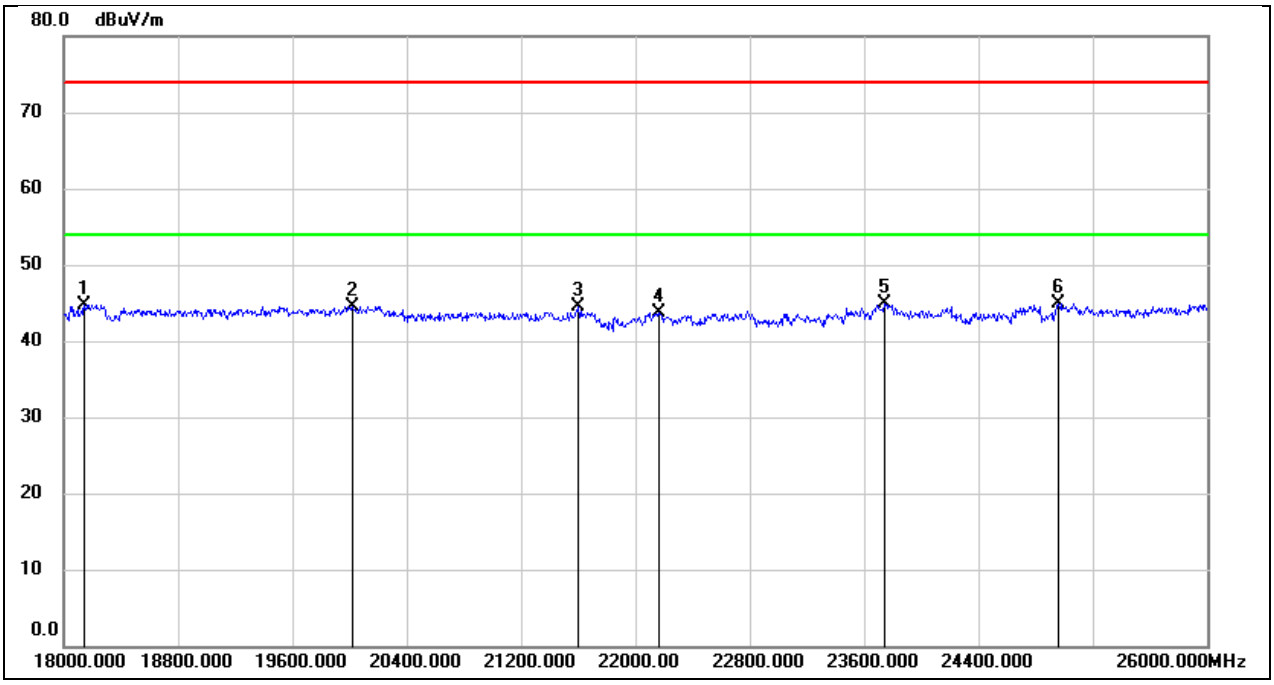

No.	Frequency (MHz)	Reading (dBuV)	Correct (dB/m)	Result (dBuV/m)	Limit (dBuV/m)	Margin (dB)	Remark
1	18144.000	50.27	-5.48	44.79	74.00	-29.21	peak
2	20016.000	50.06	-5.47	44.59	74.00	-29.41	peak
3	21600.000	49.02	-4.54	44.48	74.00	-29.52	peak
4	22160.000	48.08	-4.31	43.77	74.00	-30.23	peak
5	23744.000	48.15	-3.20	44.95	74.00	-29.05	peak
6	24960.000	47.14	-2.14	45.00	74.00	-29.00	peak

This report shall not be reproduced except in full, without the written approval of UL Verification Services (Guangzhou) Co., Ltd, Song Shan Lake Branch.

Test Mode:	802.11a 20	Channel:	5180
Polarity:	Vertical	Test Voltage:	DC 15 V

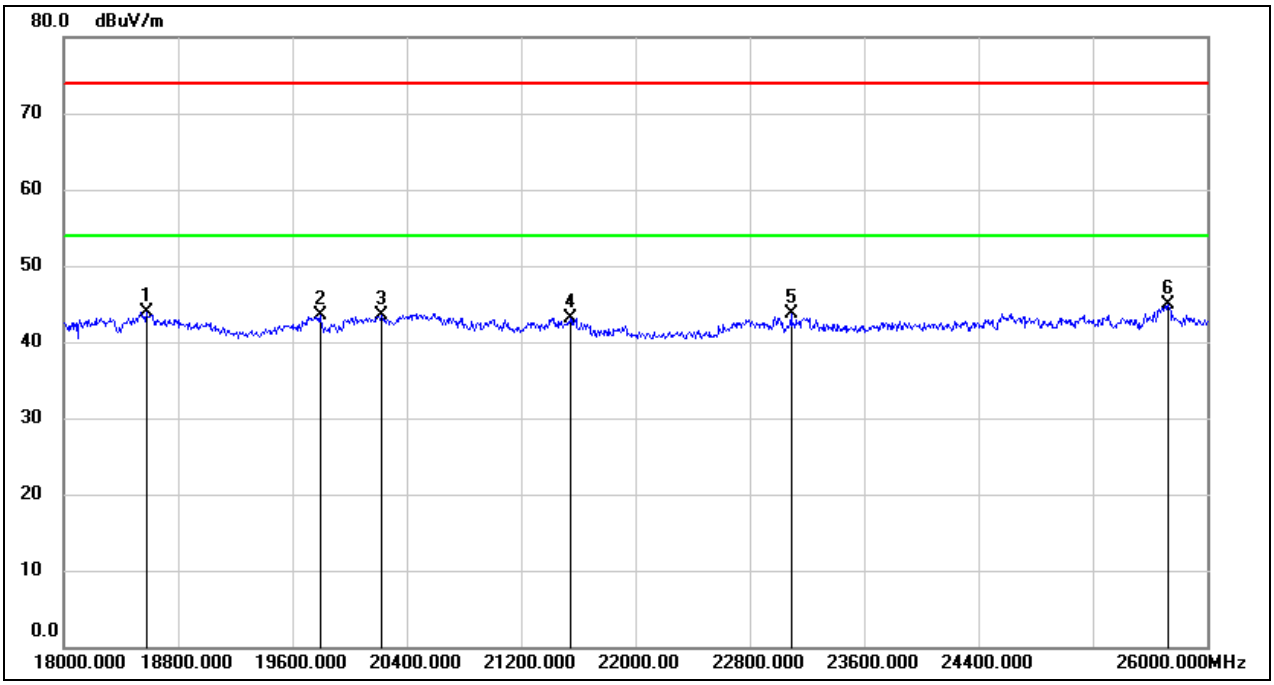

No.	Frequency (MHz)	Reading (dBuV)	Correct (dB/m)	Result (dBuV/m)	Limit (dBuV/m)	Margin (dB)	Remark
1	18576.000	49.29	-5.30	43.99	74.00	-30.01	peak
2	19792.000	48.70	-5.29	43.41	74.00	-30.59	peak
3	20224.000	49.02	-5.60	43.42	74.00	-30.58	peak
4	21544.000	47.76	-4.63	43.13	74.00	-30.87	peak
5	23088.000	47.02	-3.41	43.61	74.00	-30.39	peak
6	25728.000	45.61	-0.72	44.89	74.00	-29.11	peak

This report shall not be reproduced except in full, without the written approval of UL Verification Services (Guangzhou) Co., Ltd, Song Shan Lake Branch.

8.6. SPURIOUS EMISSIONS (26 GHZ ~ 40 GHZ)

Test Mode:	802.11a 20	Channel:	5180
Polarity:	Horizontal	Test Voltage:	DC 15 V

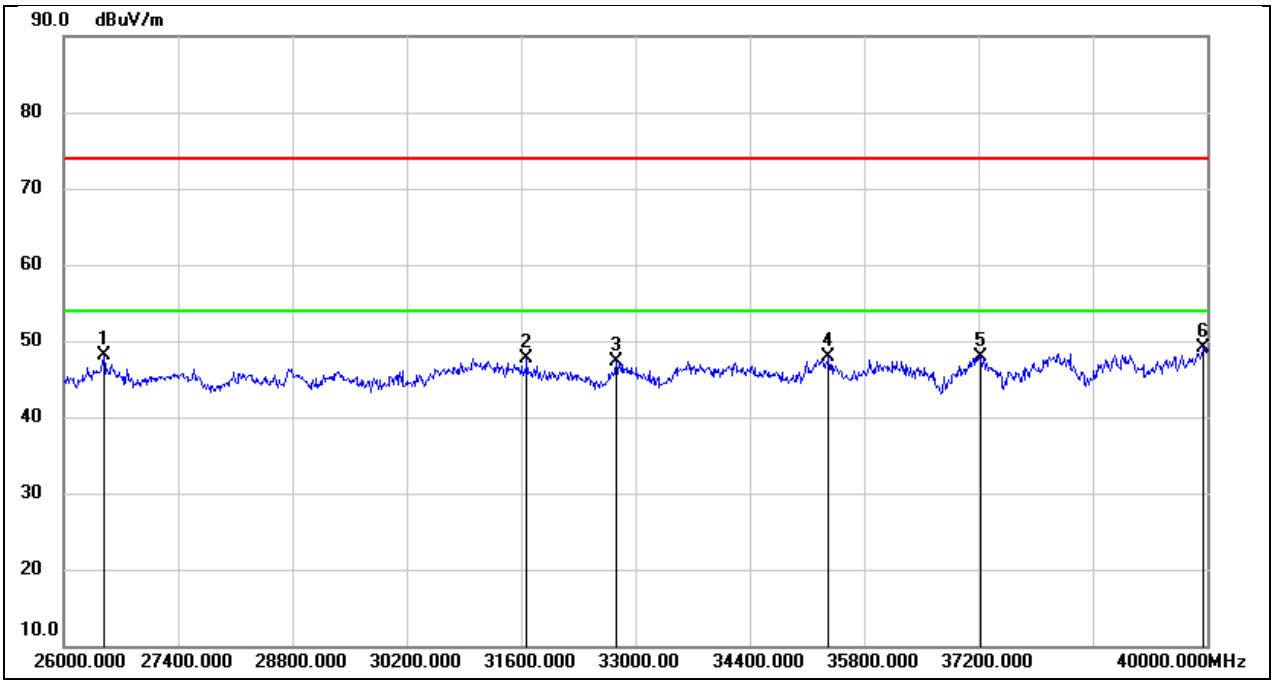

No.	Frequency (MHz)	Reading (dBuV)	Correct (dB/m)	Result (dBuV/m)	Limit (dBuV/m)	Margin (dB)	Remark
1	26490.000	52.79	-4.74	48.05	74.00	-25.95	peak
2	31670.000	48.86	-1.21	47.65	74.00	-26.35	peak
3	32762.000	48.45	-1.21	47.24	74.00	-26.76	peak
4	35366.000	45.40	2.59	47.99	74.00	-26.01	peak
5	37228.000	44.73	3.14	47.87	74.00	-26.13	peak
6	39958.000	44.08	5.12	49.20	74.00	-24.80	peak

This report shall not be reproduced except in full, without the written approval of UL Verification Services (Guangzhou) Co., Ltd, Song Shan Lake Branch.

Test Mode:	802.11a 20	Channel:	5180
Polarity:	Vertical	Test Voltage:	DC 15 V

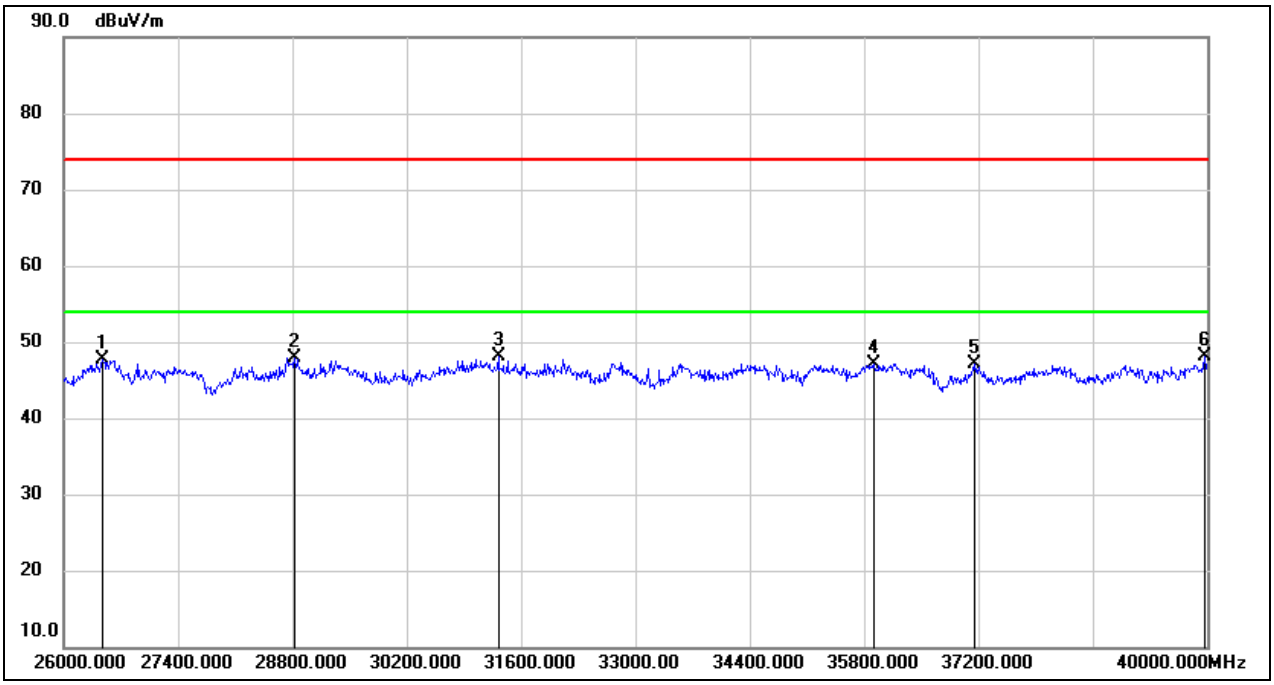

No.	Frequency (MHz)	Reading (dBuV)	Correct (dB/m)	Result (dBuV/m)	Limit (dBuV/m)	Margin (dB)	Remark
1	26476.000	52.53	-4.78	47.75	74.00	-26.25	peak
2	28828.000	48.63	-0.79	47.84	74.00	-26.16	peak
3	31320.000	49.11	-0.93	48.18	74.00	-25.82	peak
4	35912.000	43.20	3.85	47.05	74.00	-26.95	peak
5	37158.000	43.84	3.17	47.01	74.00	-26.99	peak
6	39972.000	42.95	5.13	48.08	74.00	-25.92	peak

This report shall not be reproduced except in full, without the written approval of UL Verification Services (Guangzhou) Co., Ltd, Song Shan Lake Branch.

8.7. SPURIOUS EMISSIONS (30 MHZ ~ 1 GHZ)

Test Mode:	802.11a 20	Channel:	5180
Polarity:	Horizontal	Test Voltage:	DC 15 V

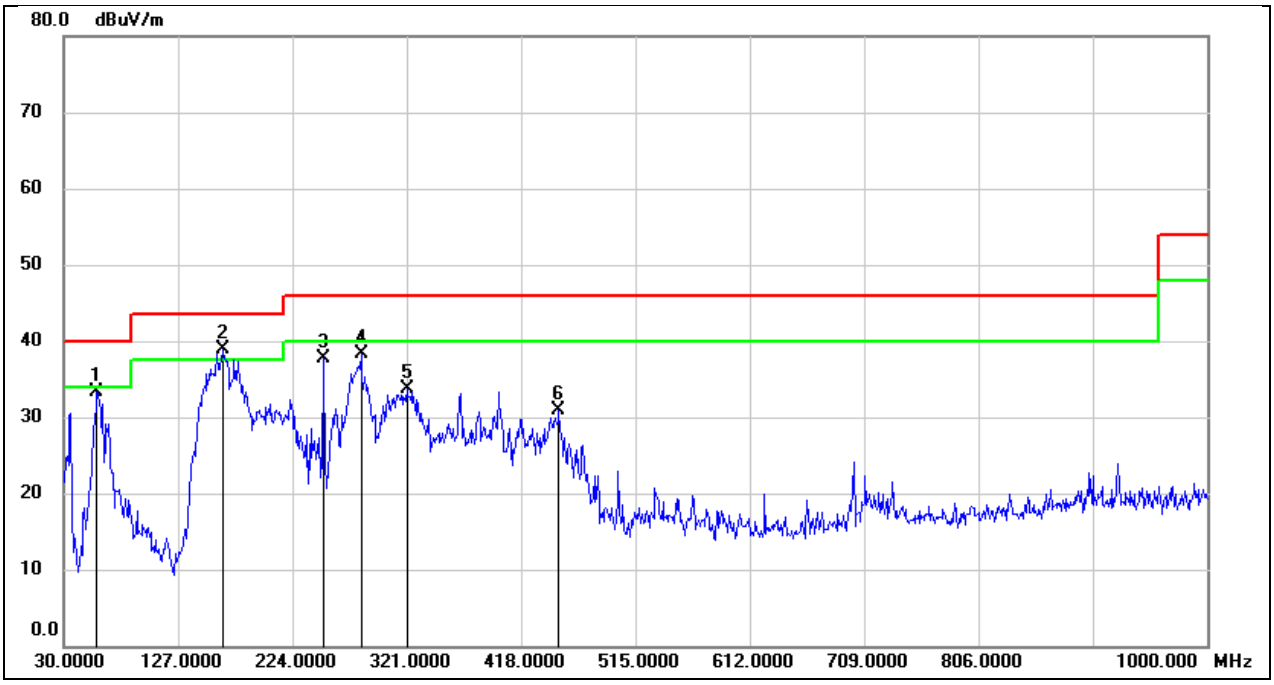

No.	Frequency (MHz)	Reading (dBuV)	Correct (dB/m)	Result (dBuV/m)	Limit (dBuV/m)	Margin (dB)	Remark
1	58.1300	53.62	-20.35	33.27	40.00	-6.73	QP
2	164.8300	56.19	-17.25	38.94	43.50	-4.56	QP
3	250.1900	56.60	-18.95	37.65	46.00	-8.35	QP
4	282.2000	54.73	-16.44	38.29	46.00	-7.71	QP
5	321.0000	47.94	-14.21	33.73	46.00	-12.27	QP
6	450.0100	42.78	-11.84	30.94	46.00	-15.06	QP

This report shall not be reproduced except in full, without the written approval of UL Verification Services (Guangzhou) Co., Ltd, Song Shan Lake Branch.

Test Mode:	802.11a 20	Channel:	5180
Polarity:	Vertical	Test Voltage:	DC 15 V

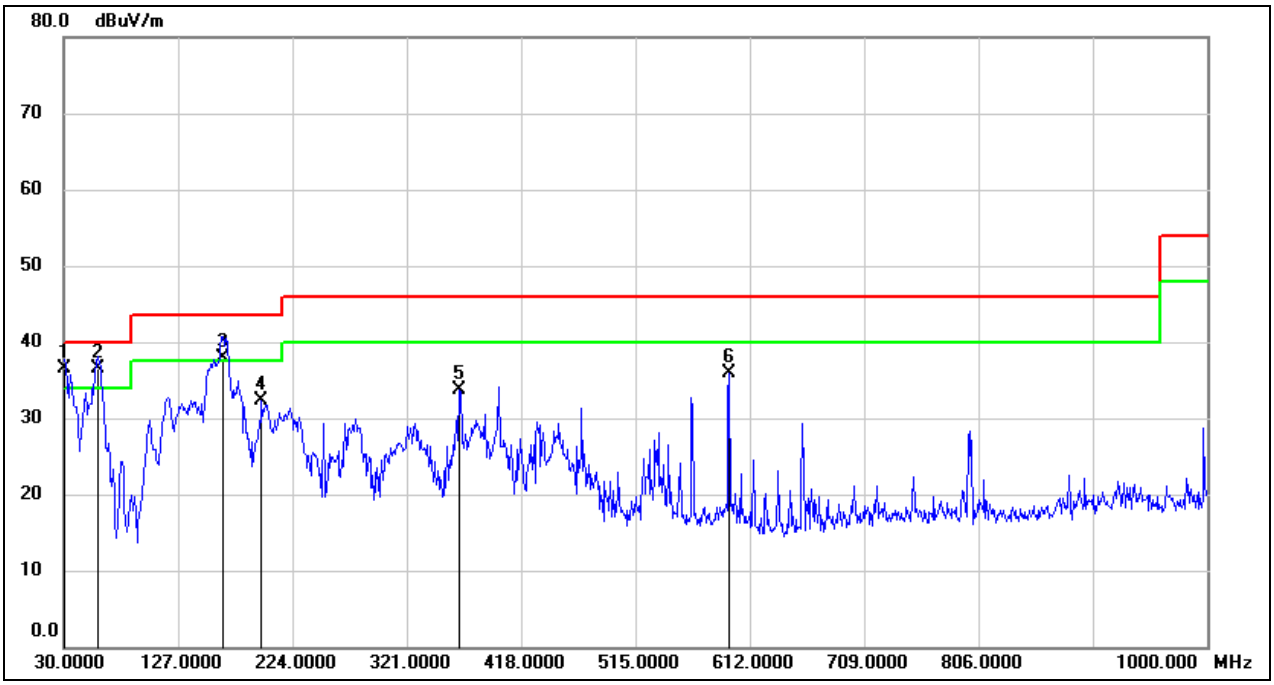

No.	Frequency (MHz)	Reading (dBuV)	Correct (dB/m)	Result (dBuV/m)	Limit (dBuV/m)	Margin (dB)	Remark
1	30.9700	54.99	-18.39	36.60	40.00	-3.40	QP
2	59.1000	56.91	-20.32	36.59	40.00	-3.41	QP
3	164.8300	55.06	-17.25	37.81	43.50	-5.69	QP
4	197.8100	48.95	-16.59	32.36	43.50	-11.14	QP
5	365.6200	46.73	-12.97	33.76	46.00	-12.24	QP
6	594.5400	45.33	-9.43	35.90	46.00	-10.10	QP

This report shall not be reproduced except in full, without the written approval of UL Verification Services (Guangzhou) Co., Ltd, Song Shan Lake Branch.

8.8. SIMULTANEOUSLY TRANSMISSION SPURIOUS EMISSIONS

(1 GHz~18 GHz) (Worst case)

Test Mode:	WIFI 2.4G 802.11b Mode 2437 MHz &WIFI 5G 802.11a Mode 5745 MHz		
Polarity:	Horizontal	Test Voltage:	DC 15 V

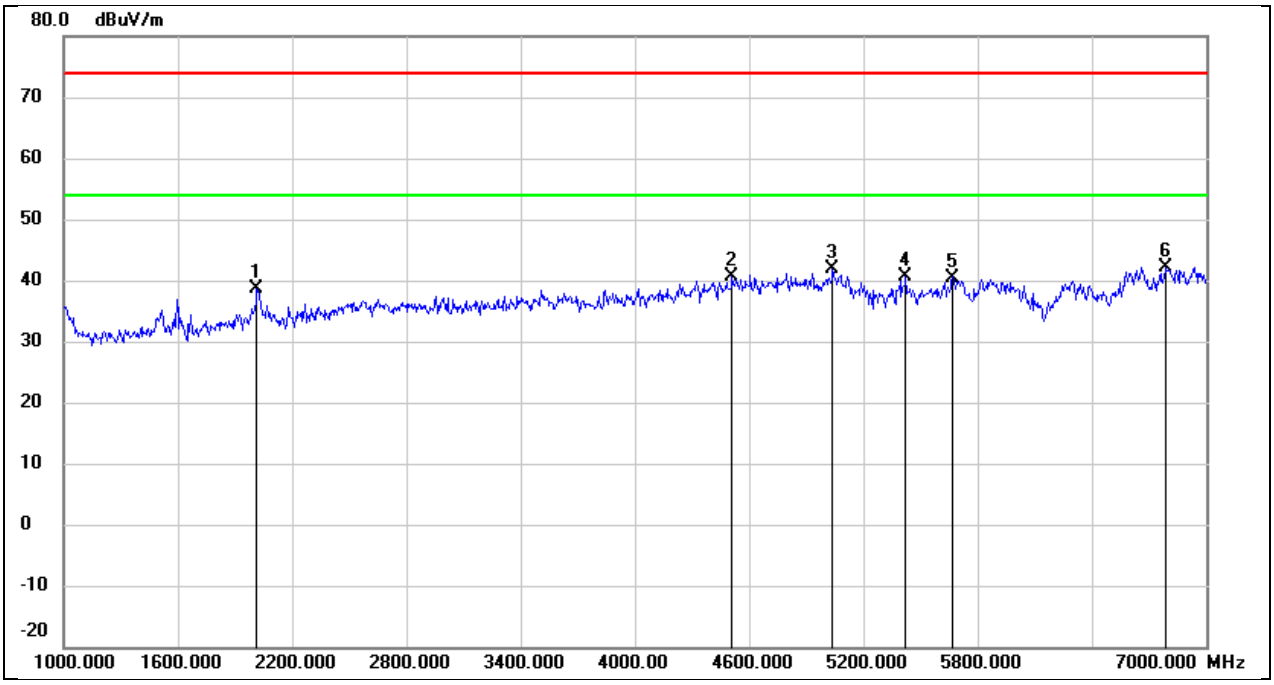

No.	Frequency (MHz)	Reading (dBuV)	Correct (dB/m)	Result (dBuV/m)	Limit (dBuV/m)	Margin (dB)	Remark
1	2014.000	49.65	-10.98	38.67	74.00	-35.33	peak
2	4510.000	42.80	-2.10	40.70	74.00	-33.30	peak
3	5038.000	41.97	-0.11	41.86	74.00	-32.14	peak
4	5422.000	40.24	0.32	40.56	74.00	-33.44	peak
5	5668.000	39.59	0.91	40.50	74.00	-33.50	peak
6	6790.000	37.00	5.15	42.15	74.00	-31.85	peak

This report shall not be reproduced except in full, without the written approval of UL Verification Services (Guangzhou) Co., Ltd, Song Shan Lake Branch.

Test Mode:	WIFI 2.4G 802.11b Mode 2437 MHz &WIFI 5G 802.11a Mode 5745 MHz		
Polarity:	Vertical	Test Voltage:	DC 15 V

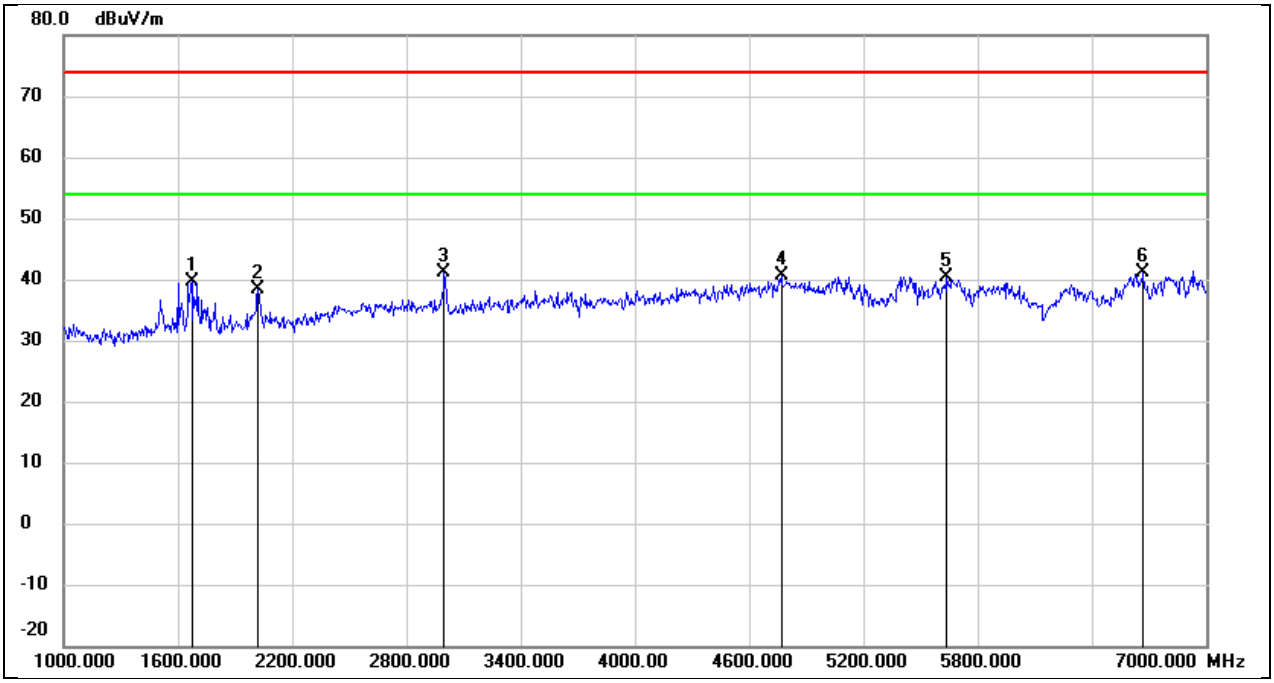

No.	Frequency (MHz)	Reading (dBuV)	Correct (dB/m)	Result (dBuV/m)	Limit (dBuV/m)	Margin (dB)	Remark
1	1672.000	51.67	-12.15	39.52	74.00	-34.48	peak
2	2020.000	49.22	-10.96	38.26	74.00	-35.74	peak
3	2998.000	48.22	-6.98	41.24	74.00	-32.76	peak
4	4768.000	41.78	-1.07	40.71	74.00	-33.29	peak
5	5638.000	39.68	0.81	40.49	74.00	-33.51	peak
6	6670.000	36.47	4.57	41.04	74.00	-32.96	peak

This report shall not be reproduced except in full, without the written approval of UL Verification Services (Guangzhou) Co., Ltd, Song Shan Lake Branch.

Test Mode:	WIFI 2.4G 802.11b Mode 2437 MHz &WIFI 5G 802.11a Mode 5745 MHz		
Polarity:	Horizontal	Test Voltage:	DC 15 V

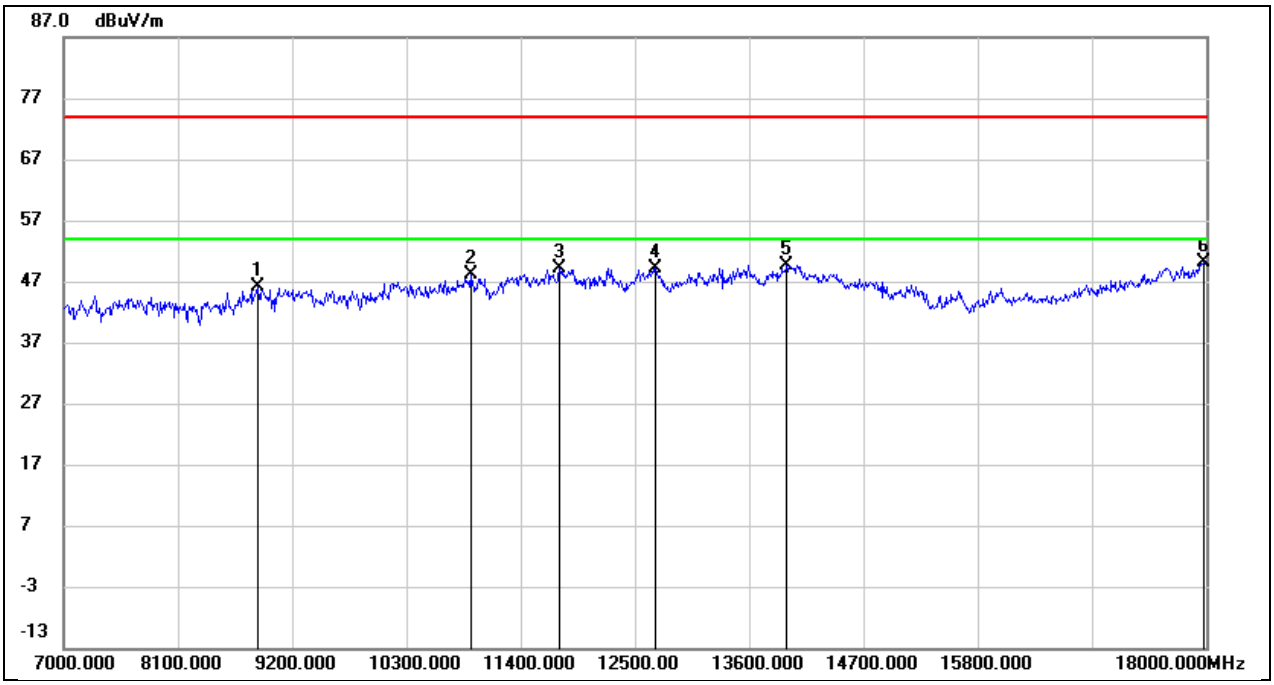

No.	Frequency (MHz)	Reading (dBuV)	Correct (dB/m)	Result (dBuV/m)	Limit (dBuV/m)	Margin (dB)	Remark
1	8870.000	36.65	9.44	46.09	74.00	-27.91	peak
2	10916.000	33.76	14.39	48.15	74.00	-25.85	peak
3	11774.000	31.83	17.28	49.11	74.00	-24.89	peak
4	12698.000	31.15	18.08	49.23	74.00	-24.77	peak
5	13963.000	27.82	21.78	49.60	74.00	-24.40	peak
6	17978.000	24.10	25.97	50.07	74.00	-23.93	peak

This report shall not be reproduced except in full, without the written approval of UL Verification Services (Guangzhou) Co., Ltd, Song Shan Lake Branch.

Test Mode:	WIFI 2.4G 802.11b Mode 2437 MHz &WIFI 5G 802.11a Mode 5745 MHz		
Polarity:	Vertical	Test Voltage:	DC 15 V

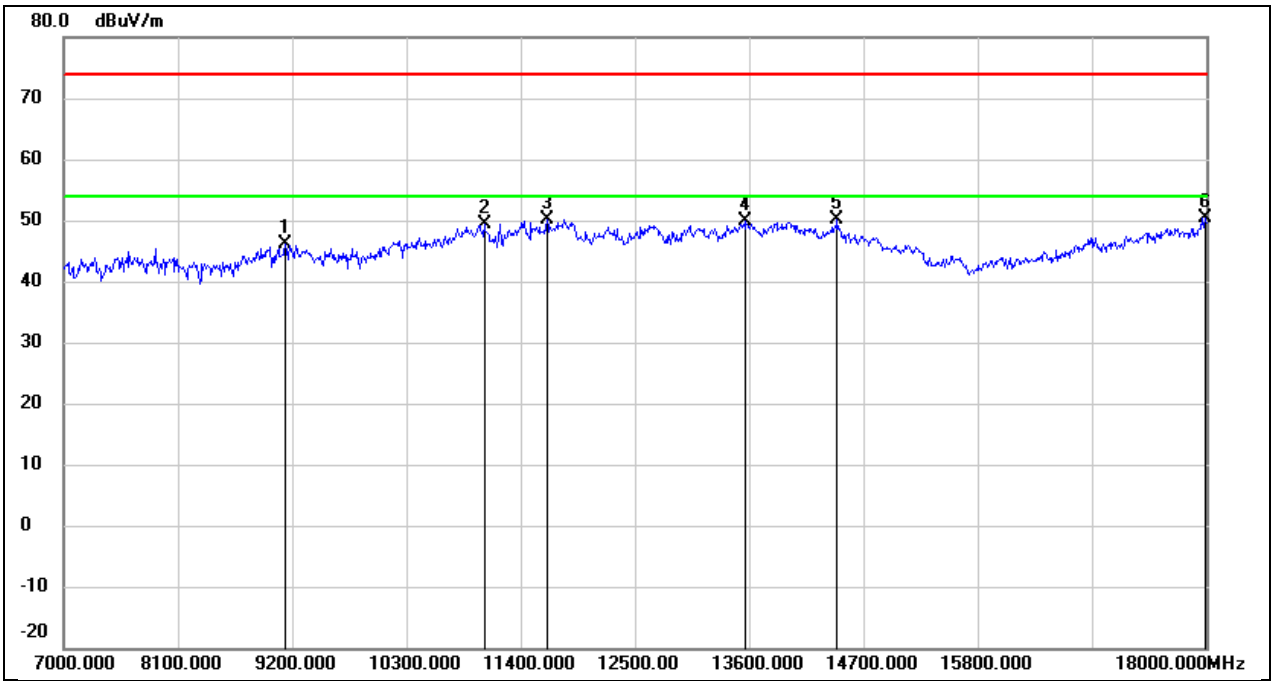

No.	Frequency (MHz)	Reading (dBuV)	Correct (dB/m)	Result (dBuV/m)	Limit (dBuV/m)	Margin (dB)	Remark
1	9134.000	35.64	10.41	46.05	74.00	-27.95	peak
2	11048.000	34.43	14.91	49.34	74.00	-24.66	peak
3	11653.000	33.07	17.05	50.12	74.00	-23.88	peak
4	13567.000	29.11	20.80	49.91	74.00	-24.09	peak
5	14447.000	30.20	20.00	50.20	74.00	-23.80	peak
6	17989.000	24.43	26.04	50.47	74.00	-23.53	peak

This report shall not be reproduced except in full, without the written approval of UL Verification Services (Guangzhou) Co., Ltd, Song Shan Lake Branch.

9. AC POWER LINE CONDUCTED EMISSION

LIMITS

Please refer to CFR 47 FCC §15.207 (a).

FREQUENCY (MHz)	Quasi-peak	Average
0.15 -0.5	66 - 56 *	56 - 46 *
0.50 -5.0	56.00	46.00
5.0 -30.0	60.00	50.00

TEST PROCEDURE

Refer to ANSI C63.10-2013 clause 6.2.

The EUT is put on a table of non-conducting material that is 80 cm high. The vertical conducting wall of shielding is located 40 cm to the rear of the EUT. The power line of the EUT is connected to the AC mains through a Artificial Mains Network (A.M.N.). A EMI Measurement Receiver (R&S Test Receiver ESR3) is used to test the emissions from both sides of AC line. According to the requirements in Section 6.2 of ANSI C63.10-2013.Conducted emissions from the EUT measured in the frequency range between 0.15 MHz and 30 MHz using CISPR Quasi-Peak and average detector mode. The bandwidth of EMI test receiver is set at 9 kHz.

The arrangement of the equipment is installed to meet the standards and operating in a manner, which tends to maximize its emission characteristics in a normal application.

TEST SETUP

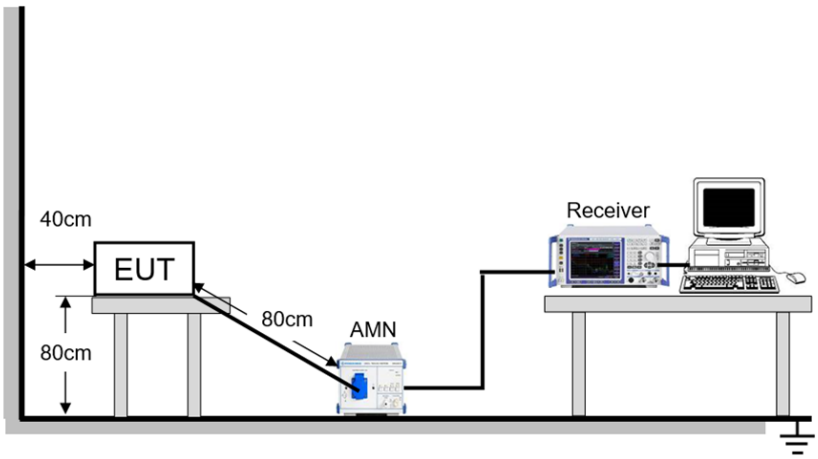

This report shall not be reproduced except in full, without the written approval of UL Verification Services (Guangzhou) Co., Ltd, Song Shan Lake Branch.

TEST ENVIRONMENT

Temperature	24.9℃	Relative Humidity	52%
Atmosphere Pressure	101kPa	Test Voltage	AC 120 V, 60 Hz

TEST DATE / ENGINEER

Test Date	April 26, 2023	Test By	Wite Chen

This report shall not be reproduced except in full, without the written approval of UL Verification Services (Guangzhou) Co., Ltd, Song Shan Lake Branch.

TEST RESULTS

Test Mode:	802.11a 20	Channel:	5180
Line:	Line	Test Voltage:	AC 120 V, 60 Hz

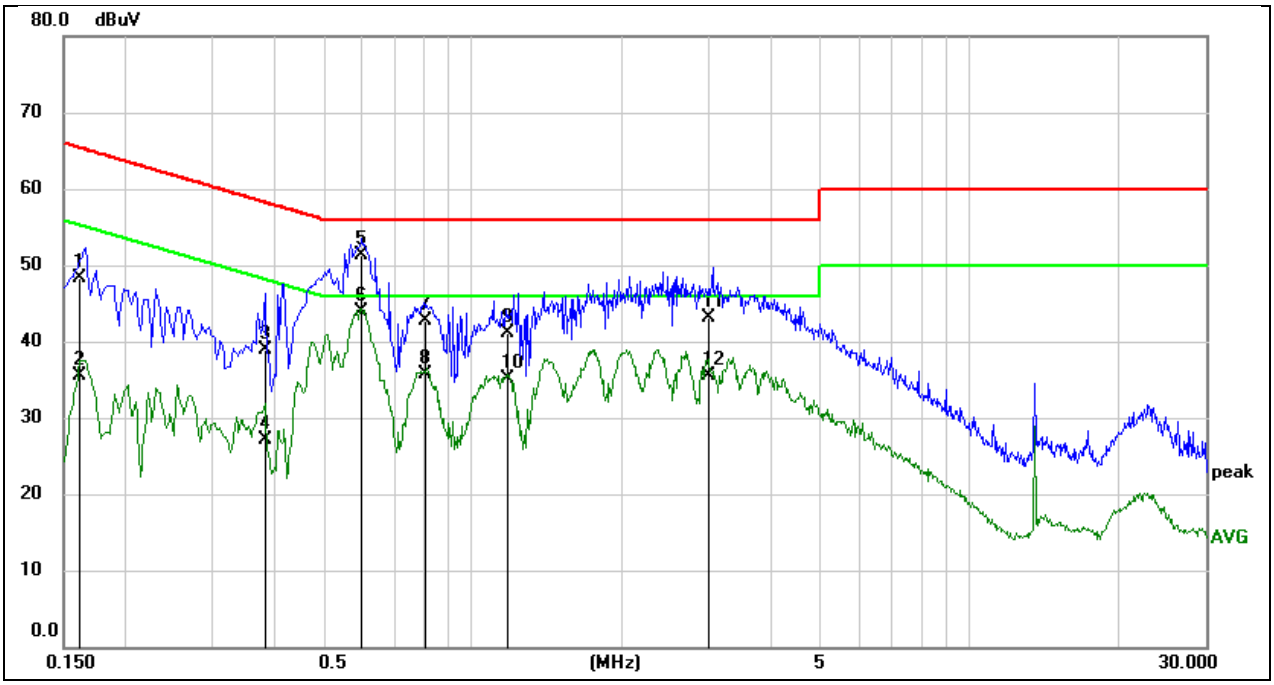

No.	Frequency (MHz)	Reading (dBuV)	Correct (dB)	Result (dBuV)	Limit (dBuV)	Margin (dB)	Remark
1	0.1612	38.85	9.51	48.36	65.40	-17.04	QP
2	0.1612	26.02	9.51	35.53	55.40	-19.87	AVG
3	0.3856	29.30	9.53	38.83	58.16	-19.33	QP
4	0.3856	17.60	9.53	27.13	48.16	-21.03	AVG
5	0.5972	41.77	9.50	51.27	56.00	-4.73	QP
6	0.5972	34.36	9.50	43.86	46.00	-2.14	AVG
7	0.8042	33.22	9.50	42.72	56.00	-13.28	QP
8	0.8042	26.16	9.50	35.66	46.00	-10.34	AVG
9	1.1845	31.48	9.53	41.01	56.00	-14.99	QP
10	1.1845	25.60	9.53	35.13	46.00	-10.87	AVG
11	2.9930	33.45	9.62	43.07	56.00	-12.93	QP
12	2.9930	25.96	9.62	35.58	46.00	-10.42	AVG

Note:
1. Result = Reading + Correct Factor.
2. If QP Result complies with AV limit, AV Result is deemed to comply with AV limit.
3. Test setup: RBW: 200 Hz (9 kHz ~ 150 kHz), 9 kHz (150 kHz ~ 30 MHz).
4. Step size: 80 Hz (0.009 MHz ~ 0.15 MHz), 4 kHz (0.15 MHz ~ 30 MHz), Scan time: auto.

Note: All the modes have been tested, only the worst data was recorded in the report.

This report shall not be reproduced except in full, without the written approval of UL Verification Services (Guangzhou) Co., Ltd, Song Shan Lake Branch.

Test Mode:	802.11a 20	Channel:	5180
Line:	Neutral	Test Voltage:	AC 120 V, 60 Hz

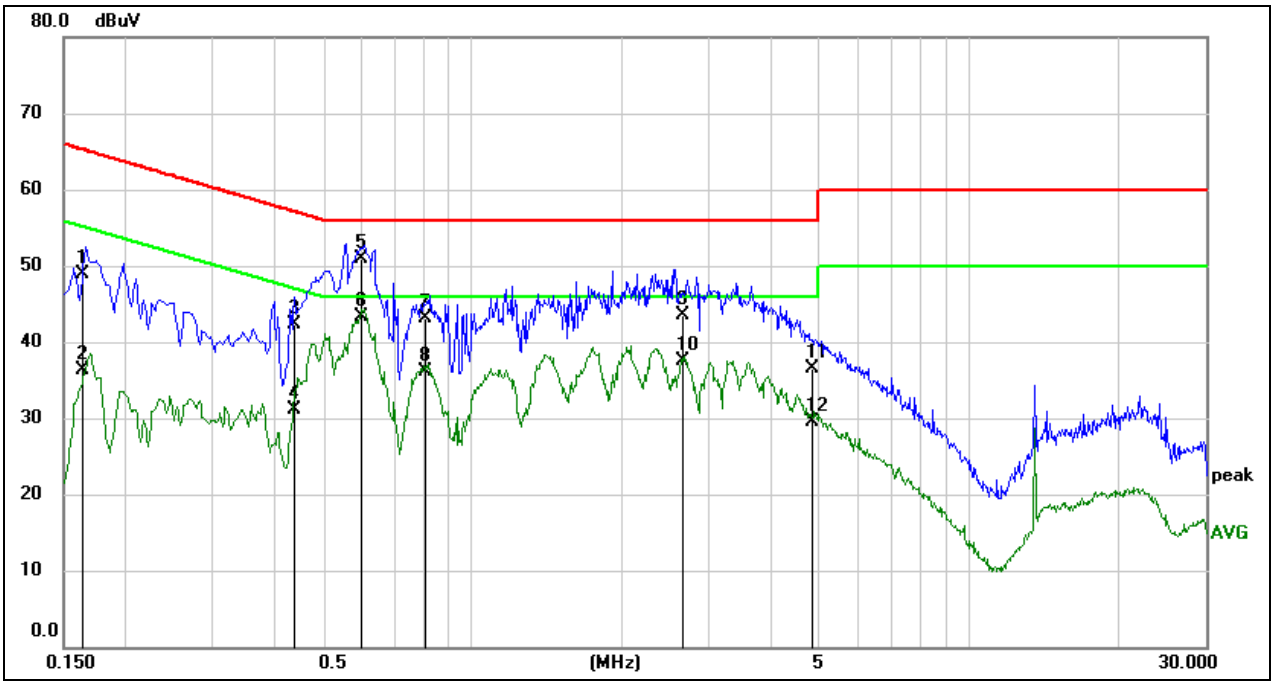

No.	Frequency (MHz)	Reading (dBuV)	Correct (dB)	Result (dBuV)	Limit (dBuV)	Margin (dB)	Remark
1	0.1630	39.34	9.52	48.86	65.31	-16.45	QP
2	0.1630	26.78	9.52	36.30	55.31	-19.01	AVG
3	0.4356	32.73	9.52	42.25	57.15	-14.90	QP
4	0.4356	21.60	9.52	31.12	47.15	-16.03	AVG
5	0.5951	41.46	9.50	50.96	56.00	-5.04	QP
6	0.5951	33.81	9.50	43.31	46.00	-2.69	AVG
7	0.8059	33.70	9.50	43.20	56.00	-12.80	QP
8	0.8059	26.64	9.50	36.14	46.00	-9.86	AVG
9	2.6530	33.97	9.62	43.59	56.00	-12.41	QP
10	2.6530	27.80	9.62	37.42	46.00	-8.58	AVG
11	4.8264	26.97	9.61	36.58	56.00	-19.42	QP
12	4.8264	19.93	9.61	29.54	46.00	-16.46	AVG

Note:
1. Result = Reading + Correct Factor.
2. If QP Result complies with AV limit, AV Result is deemed to comply with AV limit.
3. Test setup: RBW: 200 Hz (9 kHz ~ 150 kHz), 9 kHz (150 kHz ~ 30 MHz).
4. Step size: 80 Hz (0.009 MHz ~ 0.15 MHz), 4 kHz (0.15 MHz ~ 30 MHz), Scan time: auto.

Note: All the modes have been tested, only the worst data was recorded in the report.

This report shall not be reproduced except in full, without the written approval of UL Verification Services (Guangzhou) Co., Ltd, Song Shan Lake Branch.

10. ANTENNA REQUIREMENT

REQUIREMENT

Please refer to FCC part 15.203
An intentional radiator shall be designed to ensure that no antenna other than that furnished by the responsible party shall be used with the device. The use of a permanently attached antenna or of an antenna that uses a unique coupling to the intentional radiator shall be considered sufficient to comply with the provisions of this section. The manufacturer may design the unit so that a broken antenna can be replaced by the user, but the use of a standard antenna jack or electrical connector is prohibited.

Please refer to FCC part 15.407(a)
For an indoor access point operating in the band 5.15-5.25 GHz, the maximum conducted output power over the frequency band of operation shall not exceed 1 W provided the maximum antenna gain does not exceed 6 dBi. In addition, the maximum power spectral density shall not exceed 17 dBm in any 1 megahertz band. If transmitting antennas of directional gain greater than 6 dBi are used, both the maximum conducted output power and the maximum power spectral density shall be reduced by the amount in dB that the directional gain of the antenna exceeds 6 dBi.

DESCRIPTION

Pass

This report shall not be reproduced except in full, without the written approval of UL Verification Services (Guangzhou) Co., Ltd, Song Shan Lake Branch.

11. TEST DATA

11.1. APPENDIX A: EMISSION BANDWIDTH

11.1.1. Test Result

Test Mode	Antenna	Channel	26db EBW [MHz]	FL[MHz]	FH[MHz]	Verdict
11A-CDD	Ant1	5180	19.04	5170.28	5189.32	PASS
	Ant2	5180	18.84	5170.64	5189.48	PASS
	Ant3	5180	18.68	5170.76	5189.44	PASS
	Ant4	5180	18.52	5170.68	5189.20	PASS
	Ant1	5200	19.08	5190.48	5209.56	PASS
	Ant2	5200	19.64	5189.68	5209.32	PASS
	Ant3	5200	18.60	5190.76	5209.36	PASS
	Ant4	5200	19.12	5190.40	5209.52	PASS
	Ant1	5240	18.28	5230.84	5249.12	PASS
	Ant2	5240	18.36	5230.80	5249.16	PASS
	Ant3	5240	18.24	5230.88	5249.12	PASS
	Ant4	5240	18.40	5230.84	5249.24	PASS
	Ant1	5260	18.40	5250.84	5269.24	PASS
	Ant2	5260	18.28	5250.84	5269.12	PASS
	Ant3	5260	18.44	5250.76	5269.20	PASS
	Ant4	5260	18.32	5250.84	5269.16	PASS
	Ant1	5280	18.48	5270.76	5289.24	PASS
	Ant2	5280	18.36	5270.84	5289.20	PASS
	Ant3	5280	18.36	5270.84	5289.20	PASS
	Ant4	5280	18.40	5270.88	5289.28	PASS
	Ant1	5320	18.60	5310.64	5329.24	PASS
	Ant2	5320	19.00	5310.52	5329.52	PASS
	Ant3	5320	18.60	5310.60	5329.20	PASS
	Ant4	5320	19.32	5309.96	5329.28	PASS
	Ant1	5500	18.52	5490.72	5509.24	PASS
	Ant2	5500	18.52	5490.76	5509.28	PASS
	Ant3	5500	18.52	5490.76	5509.28	PASS
	Ant4	5500	18.84	5490.48	5509.32	PASS
	Ant1	5580	18.40	5570.80	5589.20	PASS
	Ant2	5580	18.40	5570.80	5589.20	PASS
	Ant3	5580	18.44	5570.84	5589.28	PASS
	Ant4	5580	18.36	5570.80	5589.16	PASS
	Ant1	5700	18.80	5690.68	5709.48	PASS
	Ant2	5700	18.64	5690.84	5709.48	PASS
	Ant3	5700	19.68	5690.36	5710.04	PASS
	Ant4	5700	18.52	5690.72	5709.24	PASS
	Ant1	5745	18.32	5735.80	5754.12	PASS
	Ant2	5745	18.44	5735.80	5754.24	PASS
	Ant3	5745	18.60	5735.72	5754.32	PASS
	Ant4	5745	18.24	5735.88	5754.12	PASS
	Ant1	5785	18.60	5775.68	5794.28	PASS
	Ant2	5785	18.32	5775.84	5794.16	PASS
	Ant3	5785	18.40	5775.80	5794.20	PASS
	Ant4	5785	18.44	5775.76	5794.20	PASS
	Ant1	5825	20.20	5814.28	5834.48	PASS
	Ant2	5825	19.40	5815.72	5835.12	PASS
	Ant3	5825	18.60	5815.60	5834.20	PASS
	Ant4	5825	19.36	5814.88	5834.24	PASS
11AX20-CDD	Ant1	5180	20.00	5169.96	5189.96	PASS
	Ant2	5180	19.88	5170.08	5189.96	PASS
	Ant3	5180	23.16	5170.04	5193.20	PASS
	Ant4	5180	20.32	5170.00	5190.32	PASS
	Ant1	5200	20.00	5190.04	5210.04	PASS
	Ant2	5200	19.92	5190.04	5209.96	PASS
	Ant3	5200	20.28	5190.00	5210.28	PASS

This report shall not be reproduced except in full, without the written approval of UL Verification Services (Guangzhou) Co., Ltd, Song Shan Lake Branch.

	Ant4	5200	20.04	5190.00	5210.04	PASS
	Ant1	5240	19.88	5230.04	5249.92	PASS
	Ant2	5240	19.96	5230.00	5249.96	PASS
	Ant3	5240	20.00	5230.00	5250.00	PASS
	Ant4	5240	19.92	5230.08	5250.00	PASS
	Ant1	5260	19.84	5250.08	5269.92	PASS
	Ant2	5260	19.84	5250.08	5269.92	PASS
	Ant3	5260	19.92	5250.08	5270.00	PASS
	Ant4	5260	19.96	5250.00	5269.96	PASS
	Ant1	5280	19.92	5270.04	5289.96	PASS
	Ant2	5280	19.96	5270.04	5290.00	PASS
	Ant3	5280	19.88	5270.08	5289.96	PASS
	Ant4	5280	20.04	5269.96	5290.00	PASS
	Ant1	5320	20.04	5309.92	5329.96	PASS
	Ant2	5320	20.08	5309.88	5329.96	PASS
	Ant3	5320	20.12	5309.84	5329.96	PASS
	Ant4	5320	21.12	5310.00	5331.12	PASS
	Ant1	5500	19.84	5490.08	5509.92	PASS
	Ant2	5500	19.96	5490.04	5510.00	PASS
	Ant3	5500	19.92	5490.04	5509.96	PASS
	Ant4	5500	19.96	5490.00	5509.96	PASS
	Ant1	5580	19.88	5570.04	5589.92	PASS
	Ant2	5580	20.00	5570.00	5590.00	PASS
	Ant3	5580	19.96	5570.04	5590.00	PASS
	Ant4	5580	20.00	5570.04	5590.04	PASS
	Ant1	5700	19.96	5690.04	5710.00	PASS
	Ant2	5700	20.08	5690.00	5710.08	PASS
	Ant3	5700	19.96	5690.00	5709.96	PASS
	Ant4	5700	19.92	5690.04	5709.96	PASS
	Ant1	5745	19.96	5735.04	5755.00	PASS
	Ant2	5745	20.00	5735.04	5755.04	PASS
	Ant3	5745	20.04	5735.04	5755.08	PASS
	Ant4	5745	19.96	5735.08	5755.04	PASS
	Ant1	5785	20.00	5774.96	5794.96	PASS
	Ant2	5785	20.00	5775.00	5795.00	PASS
	Ant3	5785	19.88	5775.08	5794.96	PASS
	Ant4	5785	19.92	5775.04	5794.96	PASS
	Ant1	5825	20.04	5814.96	5835.00	PASS
	Ant2	5825	21.36	5813.72	5835.08	PASS
	Ant3	5825	20.08	5814.96	5835.04	PASS
	Ant4	5825	20.12	5814.88	5835.00	PASS
11AX40-CDD	Ant1	5190	39.60	5170.24	5209.84	PASS
	Ant2	5190	39.60	5170.32	5209.92	PASS
	Ant3	5190	39.60	5170.24	5209.84	PASS
	Ant4	5190	39.60	5170.24	5209.84	PASS
	Ant1	5230	39.60	5210.24	5249.84	PASS
	Ant2	5230	39.68	5210.16	5249.84	PASS
	Ant3	5230	39.44	5210.32	5249.76	PASS
	Ant4	5230	39.68	5210.24	5249.92	PASS
	Ant1	5270	39.76	5250.16	5289.92	PASS
	Ant2	5270	39.68	5250.24	5289.92	PASS
	Ant3	5270	39.60	5250.24	5289.84	PASS
	Ant4	5270	39.60	5250.24	5289.84	PASS
	Ant1	5310	39.76	5290.16	5329.92	PASS
	Ant2	5310	39.68	5290.24	5329.92	PASS
	Ant3	5310	39.76	5290.16	5329.92	PASS
	Ant4	5310	39.76	5290.16	5329.92	PASS
	Ant1	5510	40.00	5489.84	5529.84	PASS
	Ant2	5510	39.68	5490.24	5529.92	PASS
	Ant3	5510	39.76	5490.16	5529.92	PASS
	Ant4	5510	39.68	5490.16	5529.84	PASS
	Ant1	5550	39.84	5530.16	5570.00	PASS
	Ant2	5550	39.68	5530.16	5569.84	PASS

This report shall not be reproduced except in full, without the written approval of UL Verification Services (Guangzhou) Co., Ltd, Song Shan Lake Branch.

	Ant3	5550	39.60	5530.24	5569.84	PASS
	Ant4	5550	39.76	5530.16	5569.92	PASS
	Ant1	5670	39.84	5650.08	5689.92	PASS
	Ant2	5670	39.76	5650.16	5689.92	PASS
	Ant3	5670	39.68	5650.24	5689.92	PASS
	Ant4	5670	39.68	5650.16	5689.84	PASS
	Ant1	5755	39.68	5735.16	5774.84	PASS
	Ant2	5755	39.68	5735.08	5774.76	PASS
	Ant3	5755	39.68	5735.16	5774.84	PASS
	Ant4	5755	39.68	5735.16	5774.84	PASS
	Ant1	5795	39.60	5775.24	5814.84	PASS
	Ant2	5795	39.68	5775.16	5814.84	PASS
	Ant3	5795	39.76	5775.16	5814.92	PASS
	Ant4	5795	39.68	5775.16	5814.84	PASS
11AX80-CDD	Ant1	5210	80.64	5169.68	5250.32	PASS
	Ant2	5210	80.48	5169.84	5250.32	PASS
	Ant3	5210	80.48	5169.84	5250.32	PASS
	Ant4	5210	80.32	5169.84	5250.16	PASS
	Ant1	5290	80.48	5249.84	5330.32	PASS
	Ant2	5290	80.48	5249.84	5330.32	PASS
	Ant3	5290	80.64	5249.84	5330.48	PASS
	Ant4	5290	80.48	5249.84	5330.32	PASS
	Ant1	5530	80.48	5489.84	5570.32	PASS
	Ant2	5530	80.48	5489.84	5570.32	PASS
	Ant3	5530	80.48	5489.84	5570.32	PASS
	Ant4	5530	80.48	5489.84	5570.32	PASS
	Ant1	5610	80.48	5569.84	5650.32	PASS
	Ant2	5610	80.32	5569.84	5650.16	PASS
	Ant3	5610	80.48	5569.84	5650.32	PASS
	Ant4	5610	80.48	5569.84	5650.32	PASS
	Ant1	5775	80.48	5734.84	5815.32	PASS
	Ant2	5775	80.64	5734.68	5815.32	PASS
	Ant3	5775	80.32	5734.84	5815.16	PASS
	Ant4	5775	80.48	5734.84	5815.32	PASS
11AX160-CDD	Ant1	5250	164.80	5167.76	5332.56	PASS
	Ant2	5250	163.20	5168.72	5331.92	PASS
	Ant3	5250	163.20	5168.40	5331.60	PASS
	Ant4	5250	163.52	5168.40	5331.92	PASS
	Ant1	5250_UNII-1	82.24	5167.76	5250	PASS
	Ant2	5250_UNII-1	81.28	5168.72	5250	PASS
	Ant3	5250_UNII-1	81.6	5168.40	5250	PASS
	Ant4	5250_UNII-1	81.6	5168.40	5250	PASS
	Ant1	5250_UNII-2A	82.56	5250	5332.56	PASS
	Ant2	5250_UNII-2A	81.92	5250	5331.92	PASS
	Ant3	5250_UNII-2A	81.6	5250	5331.60	PASS
	Ant4	5250_UNII-2A	81.92	5250	5331.92	PASS
	Ant1	5570	163.84	5488.72	5652.56	PASS
	Ant2	5570	163.84	5488.40	5652.24	PASS
	Ant3	5570	163.84	5487.76	5651.60	PASS
	Ant4	5570	162.88	5488.72	5651.60	PASS
11BE20-CDD	Ant1	5180	19.88	5170.12	5190.00	PASS
	Ant2	5180	19.92	5170.04	5189.96	PASS
	Ant3	5180	19.96	5170.00	5189.96	PASS
	Ant4	5180	19.92	5170.08	5190.00	PASS
	Ant1	5200	19.80	5190.12	5209.92	PASS
	Ant2	5200	19.72	5190.16	5209.88	PASS
	Ant3	5200	19.72	5190.16	5209.88	PASS
	Ant4	5200	19.80	5190.08	5209.88	PASS
	Ant1	5240	20.12	5230.08	5250.20	PASS
	Ant2	5240	19.92	5230.12	5250.04	PASS
	Ant3	5240	19.88	5230.12	5250.00	PASS
	Ant4	5240	19.88	5230.08	5249.96	PASS
	Ant1	5260	19.84	5250.12	5269.96	PASS

This report shall not be reproduced except in full, without the written approval of UL Verification Services (Guangzhou) Co., Ltd, Song Shan Lake Branch.

	Ant2	5260	19.76	5250.12	5269.88	PASS
	Ant3	5260	19.76	5250.16	5269.92	PASS
	Ant4	5260	19.80	5250.12	5269.92	PASS
	Ant1	5280	19.68	5270.16	5289.84	PASS
	Ant2	5280	19.84	5270.08	5289.92	PASS
	Ant3	5280	19.76	5270.16	5289.92	PASS
	Ant4	5280	19.92	5270.04	5289.96	PASS
	Ant1	5320	19.80	5310.08	5329.88	PASS
	Ant2	5320	19.92	5310.08	5330.00	PASS
	Ant3	5320	19.84	5310.16	5330.00	PASS
	Ant4	5320	19.88	5310.08	5329.96	PASS
	Ant1	5500	19.84	5490.08	5509.92	PASS
	Ant2	5500	19.84	5490.12	5509.96	PASS
	Ant3	5500	19.76	5490.16	5509.92	PASS
	Ant4	5500	19.76	5490.12	5509.88	PASS
	Ant1	5580	19.92	5570.08	5590.00	PASS
	Ant2	5580	19.96	5570.04	5590.00	PASS
	Ant3	5580	19.92	5570.04	5589.96	PASS
	Ant4	5580	19.92	5570.04	5589.96	PASS
	Ant1	5700	19.92	5690.08	5710.00	PASS
	Ant2	5700	19.92	5690.04	5709.96	PASS
	Ant3	5700	19.80	5690.08	5709.88	PASS
	Ant4	5700	20.04	5690.00	5710.04	PASS
	Ant1	5745	19.92	5735.08	5755.00	PASS
	Ant2	5745	20.00	5735.00	5755.00	PASS
	Ant3	5745	19.96	5735.08	5755.04	PASS
	Ant4	5745	19.96	5735.04	5755.00	PASS
	Ant1	5785	19.88	5775.08	5794.96	PASS
	Ant2	5785	19.92	5775.08	5795.00	PASS
	Ant3	5785	19.84	5775.12	5794.96	PASS
	Ant4	5785	19.92	5775.08	5795.00	PASS
	Ant1	5825	19.76	5815.16	5834.92	PASS
	Ant2	5825	19.84	5815.12	5834.96	PASS
	Ant3	5825	19.84	5815.08	5834.92	PASS
	Ant4	5825	19.84	5815.12	5834.96	PASS
11BE40-CDD	Ant1	5190	39.68	5170.16	5209.84	PASS
	Ant2	5190	39.84	5170.16	5210.00	PASS
	Ant3	5190	39.92	5170.00	5209.92	PASS
	Ant4	5190	39.68	5170.16	5209.84	PASS
	Ant1	5230	39.68	5210.24	5249.92	PASS
	Ant2	5230	39.60	5210.16	5249.76	PASS
	Ant3	5230	39.60	5210.24	5249.84	PASS
	Ant4	5230	39.60	5210.24	5249.84	PASS
	Ant1	5270	39.68	5250.32	5290.00	PASS
	Ant2	5270	39.52	5250.32	5289.84	PASS
	Ant3	5270	39.68	5250.24	5289.92	PASS
	Ant4	5270	39.68	5250.16	5289.84	PASS
	Ant1	5310	39.52	5290.32	5329.84	PASS
	Ant2	5310	39.68	5290.32	5330.00	PASS
	Ant3	5310	39.52	5290.32	5329.84	PASS
	Ant4	5310	39.60	5290.24	5329.84	PASS
	Ant1	5510	39.68	5490.16	5529.84	PASS
	Ant2	5510	39.84	5490.16	5530.00	PASS
	Ant3	5510	40.00	5490.00	5530.00	PASS
	Ant4	5510	39.92	5490.08	5530.00	PASS
	Ant1	5550	39.68	5530.16	5569.84	PASS
	Ant2	5550	39.84	5530.08	5569.92	PASS
	Ant3	5550	39.76	5530.16	5569.92	PASS
	Ant4	5550	39.68	5530.24	5569.92	PASS
	Ant1	5670	39.84	5650.08	5689.92	PASS
	Ant2	5670	39.76	5650.16	5689.92	PASS
	Ant3	5670	39.84	5650.00	5689.84	PASS
	Ant4	5670	39.76	5650.16	5689.92	PASS

This report shall not be reproduced except in full, without the written approval of UL Verification Services (Guangzhou) Co., Ltd, Song Shan Lake Branch.

	Ant1	5755	39.84	5735.00	5774.84	PASS
	Ant2	5755	40.00	5735.08	5775.08	PASS
	Ant3	5755	39.76	5735.16	5774.92	PASS
	Ant4	5755	39.68	5735.16	5774.84	PASS
	Ant1	5795	39.52	5775.32	5814.84	PASS
	Ant2	5795	44.56	5775.08	5819.64	PASS
	Ant3	5795	39.76	5775.24	5815.00	PASS
	Ant4	5795	40.00	5774.92	5814.92	PASS
11BE80-CDD	Ant1	5210	80.80	5169.84	5250.64	PASS
	Ant2	5210	82.08	5169.68	5251.76	PASS
	Ant3	5210	80.96	5169.68	5250.64	PASS
	Ant4	5210	80.64	5169.84	5250.48	PASS
	Ant1	5290	80.48	5249.84	5330.32	PASS
	Ant2	5290	80.48	5249.84	5330.32	PASS
	Ant3	5290	80.96	5249.52	5330.48	PASS
	Ant4	5290	80.48	5249.84	5330.32	PASS
	Ant1	5530	80.48	5489.84	5570.32	PASS
	Ant2	5530	80.80	5489.84	5570.64	PASS
	Ant3	5530	80.48	5489.84	5570.32	PASS
	Ant4	5530	80.48	5489.84	5570.32	PASS
	Ant1	5610	80.48	5569.84	5650.32	PASS
	Ant2	5610	80.64	5569.84	5650.48	PASS
	Ant3	5610	80.48	5569.84	5650.32	PASS
	Ant4	5610	80.48	5569.84	5650.32	PASS
	Ant1	5775	81.44	5734.84	5816.28	PASS
	Ant2	5775	88.80	5734.84	5823.64	PASS
	Ant3	5775	81.44	5734.84	5816.28	PASS
	Ant4	5775	80.80	5734.84	5815.64	PASS
11BE160-CDD	Ant1	5250	163.52	5168.40	5331.92	PASS
	Ant2	5250	163.84	5168.08	5331.92	PASS
	Ant3	5250	164.16	5168.72	5332.88	PASS
	Ant4	5250	163.84	5168.08	5331.92	PASS
	Ant1	5250_UNII-1	81.6	5168.40	5250	PASS
	Ant2	5250_UNII-1	81.92	5168.08	5250	PASS
	Ant3	5250_UNII-1	81.28	5168.72	5250	PASS
	Ant4	5250_UNII-1	81.92	5168.08	5250	PASS
	Ant1	5250_UNII-2A	81.92	5250	5331.92	PASS
	Ant2	5250_UNII-2A	81.92	5250	5331.92	PASS
	Ant3	5250_UNII-2A	82.88	5250	5332.88	PASS
	Ant4	5250_UNII-2A	81.92	5250	5331.92	PASS
	Ant1	5570	163.52	5488.40	5651.92	PASS
	Ant2	5570	163.52	5488.40	5651.92	PASS
	Ant3	5570	163.52	5488.40	5651.92	PASS
	Ant4	5570	163.52	5488.40	5651.92	PASS

This report shall not be reproduced except in full, without the written approval of UL Verification Services (Guangzhou) Co., Ltd, Song Shan Lake Branch.

11.1.2. Test Graphs

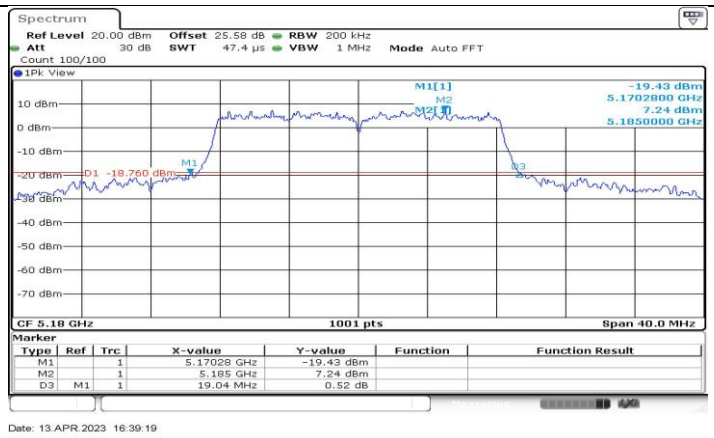

11A-CDD_Ant1_5180

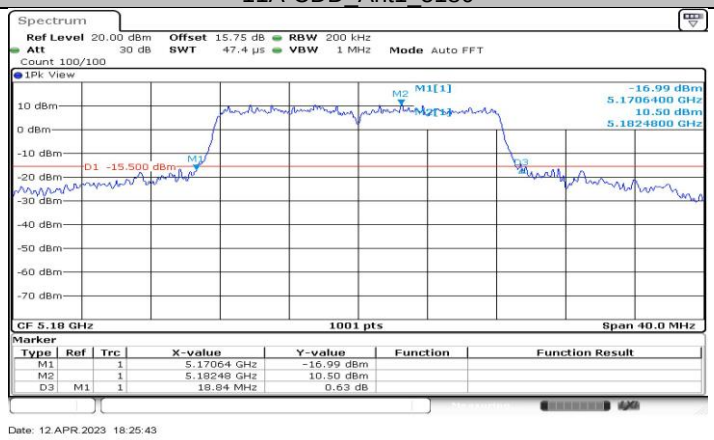

11A-CDD_Ant2_5180

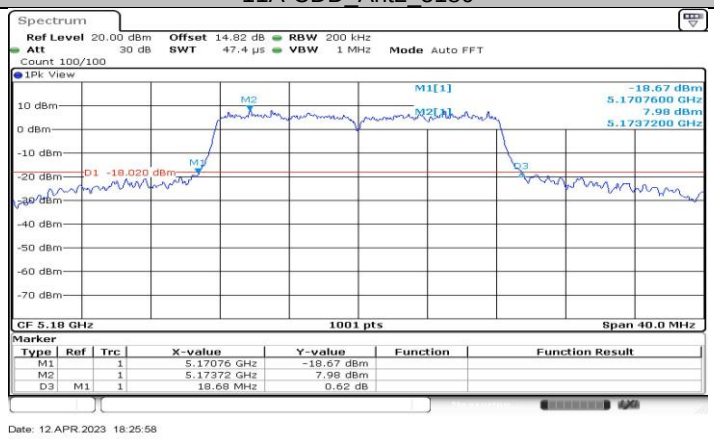

11A-CDD_Ant3_5180

This report shall not be reproduced except in full, without the written approval of UL Verification Services (Guangzhou) Co., Ltd, Song Shan Lake Branch.

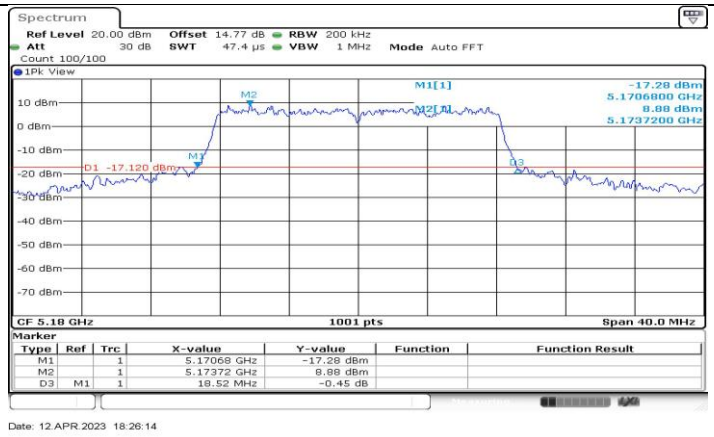

11A-CDD_Ant4_5180

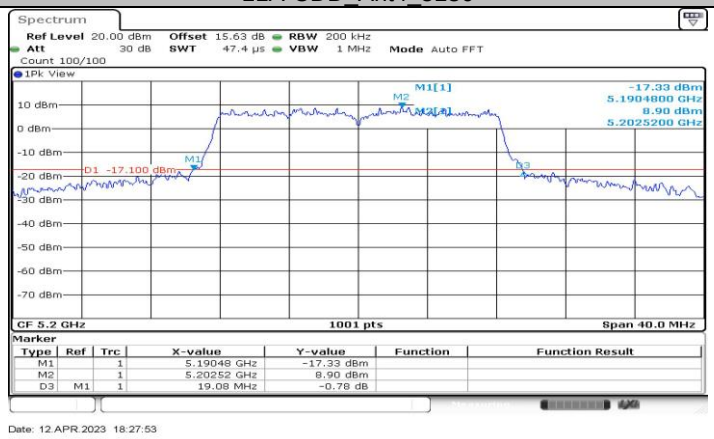

11A-CDD_Ant1_5200

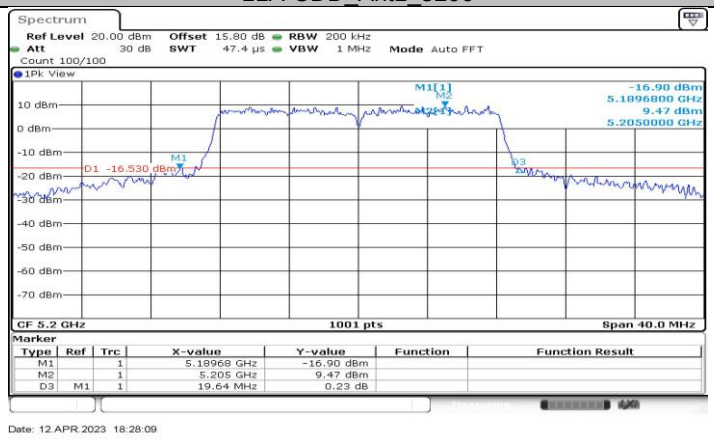

11A-CDD_Ant2_5200

This report shall not be reproduced except in full, without the written approval of UL Verification Services (Guangzhou) Co., Ltd, Song Shan Lake Branch.

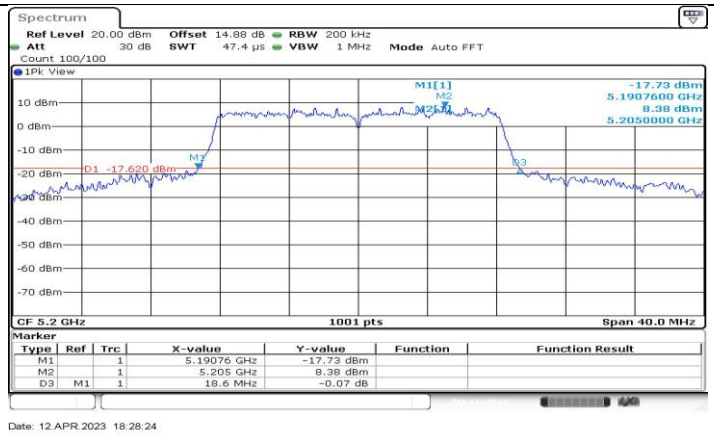

11A-CDD_Ant3_5200

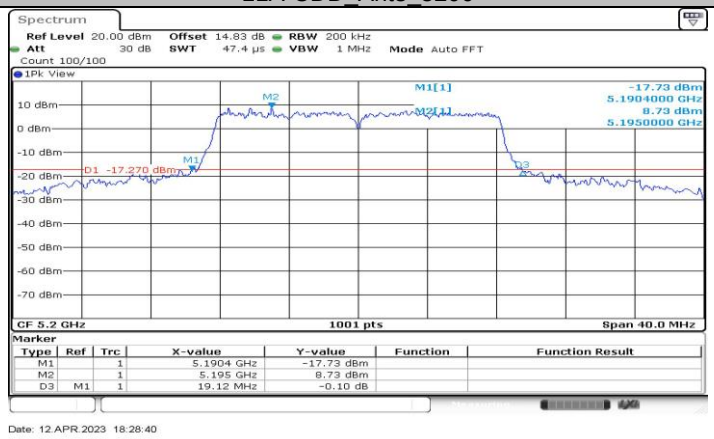

11A-CDD_Ant4_5200

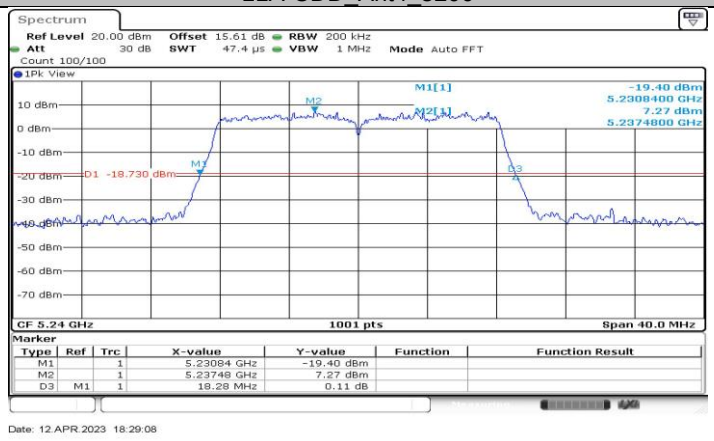

11A-CDD_Ant1_5240

This report shall not be reproduced except in full, without the written approval of UL Verification Services (Guangzhou) Co., Ltd, Song Shan Lake Branch.

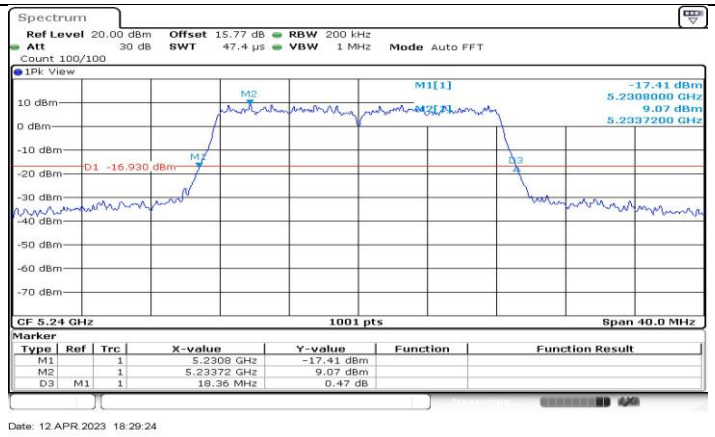

11A-CDD_Ant2_5240

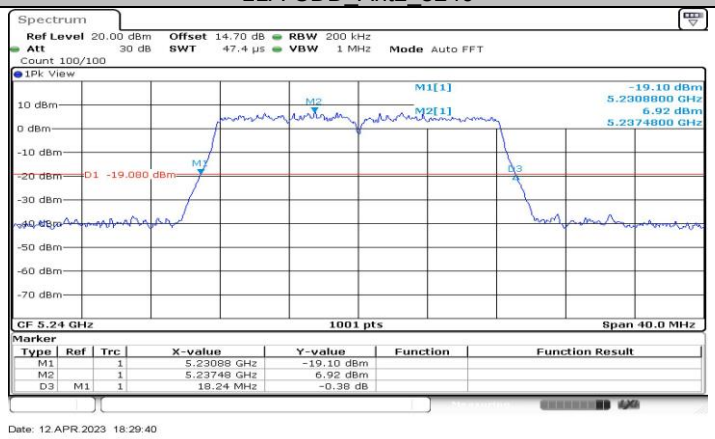

11A-CDD_Ant3_5240

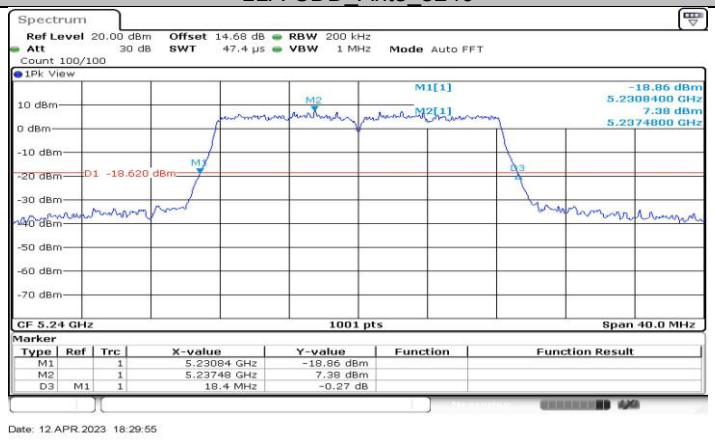

11A-CDD_Ant4_5240

This report shall not be reproduced except in full, without the written approval of UL Verification Services (Guangzhou) Co., Ltd, Song Shan Lake Branch.

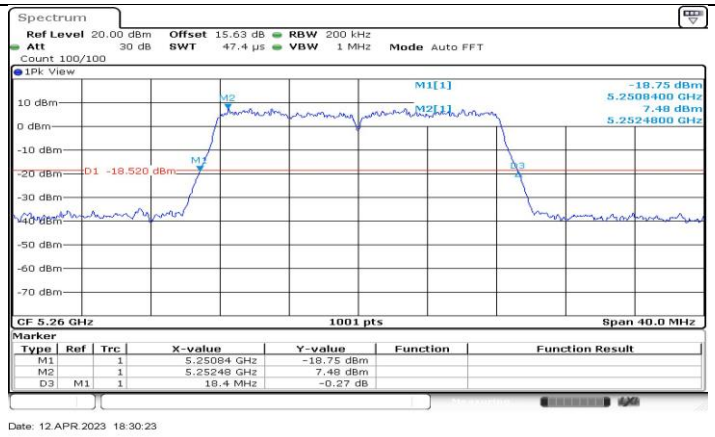

11A-CDD_Ant1_5260

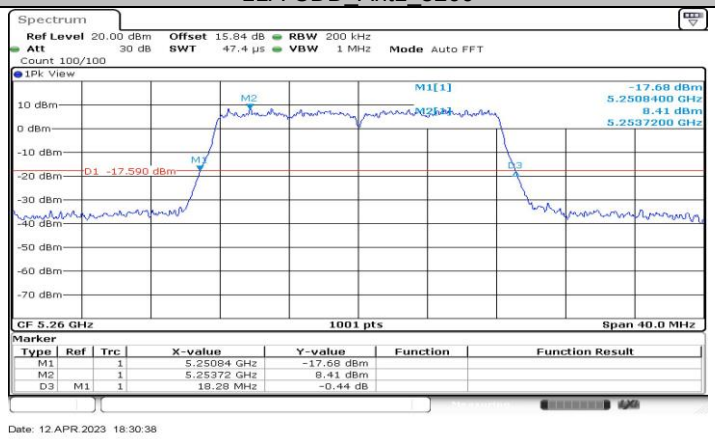

11A-CDD_Ant2_5260

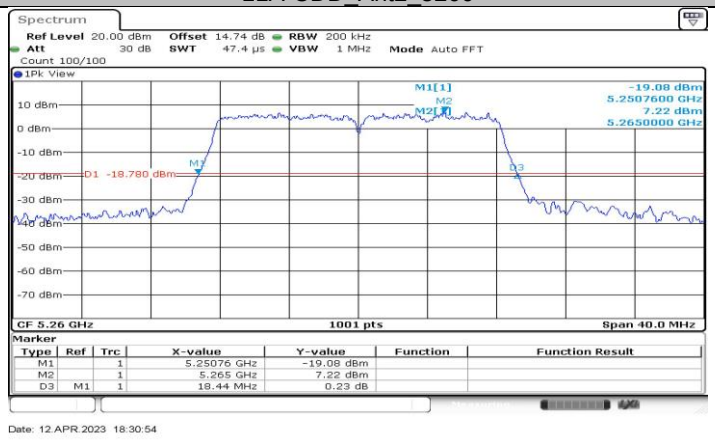

11A-CDD_Ant3_5260

This report shall not be reproduced except in full, without the written approval of UL Verification Services (Guangzhou) Co., Ltd, Song Shan Lake Branch.

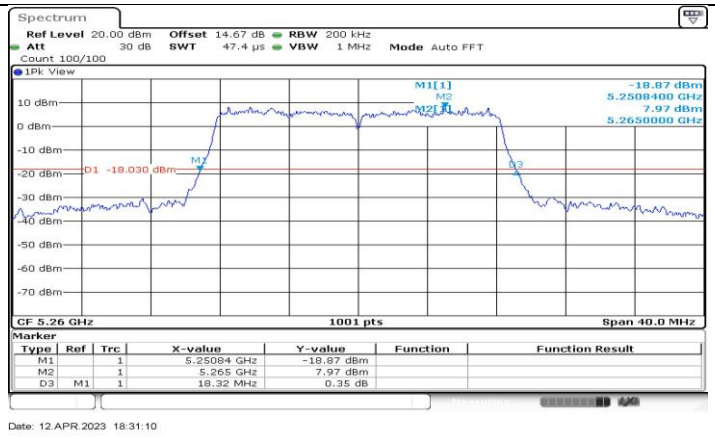

11A-CDD_Ant4_5260

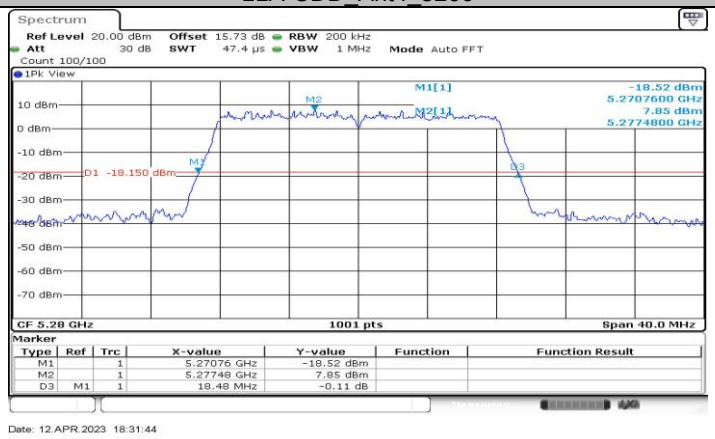

11A-CDD_Ant1_5280

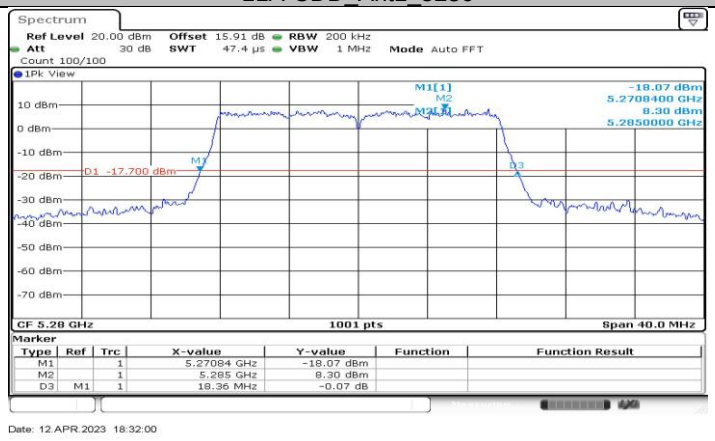

11A-CDD_Ant2_5280

This report shall not be reproduced except in full, without the written approval of UL Verification Services (Guangzhou) Co., Ltd, Song Shan Lake Branch.

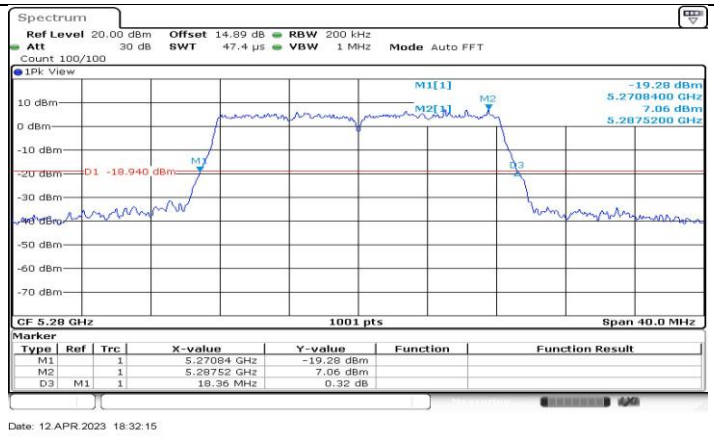

11A-CDD_Ant3_5280

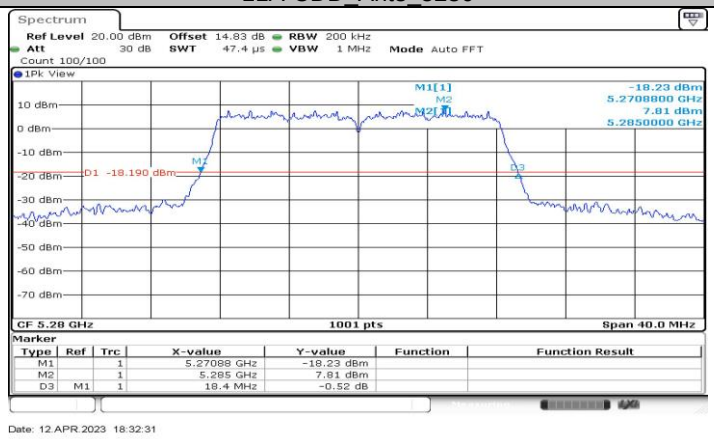

11A-CDD_Ant4_5280

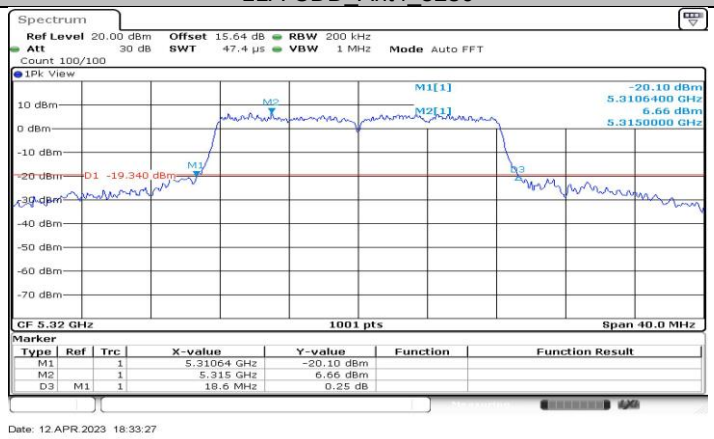

11A-CDD_Ant1_5320

This report shall not be reproduced except in full, without the written approval of UL Verification Services (Guangzhou) Co., Ltd, Song Shan Lake Branch.

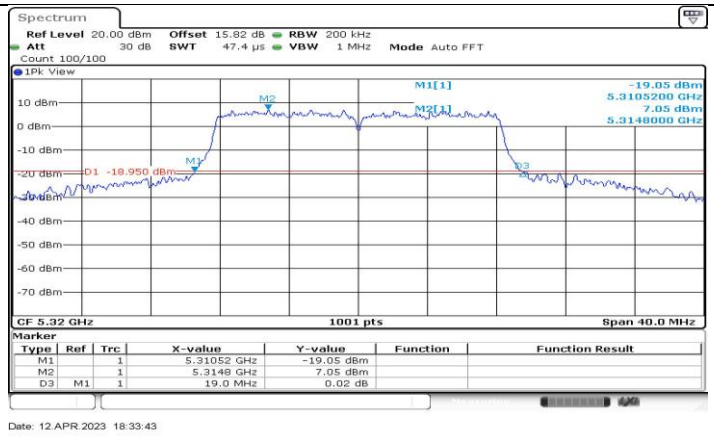

11A-CDD_Ant2_5320

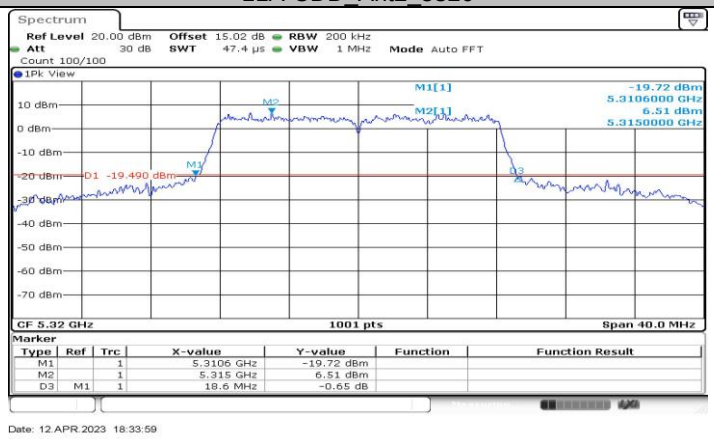

11A-CDD_Ant3_5320

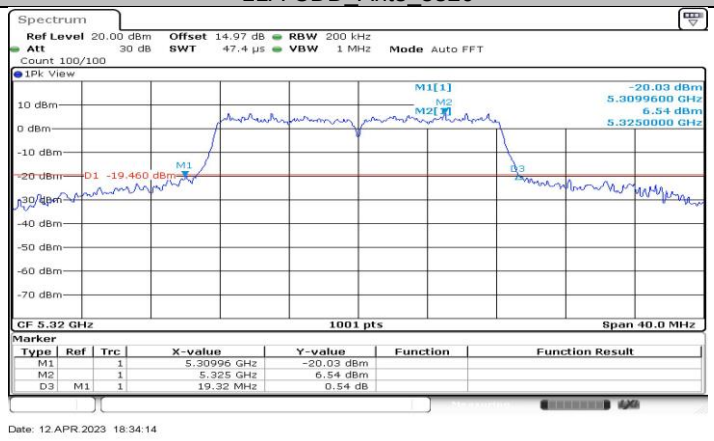

11A-CDD_Ant4_5320

This report shall not be reproduced except in full, without the written approval of UL Verification Services (Guangzhou) Co., Ltd, Song Shan Lake Branch.

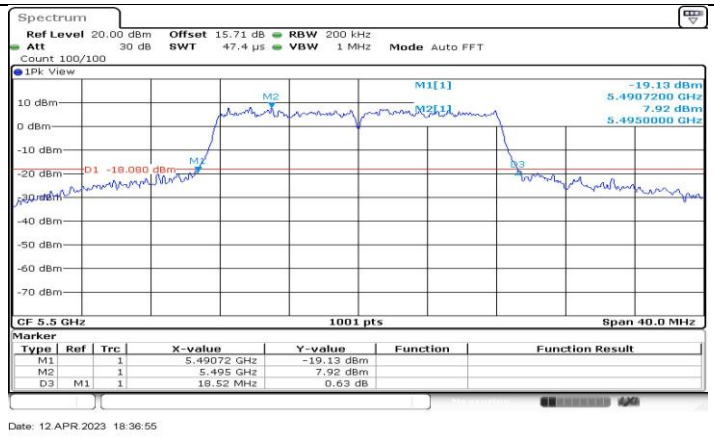

11A-CDD_Ant1_5500

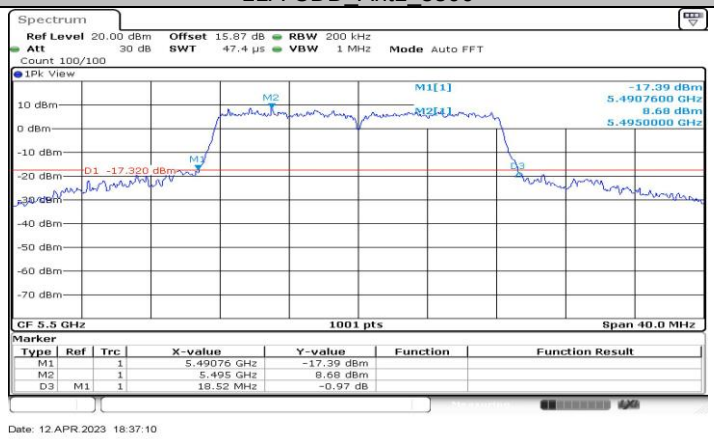

11A-CDD_Ant2_5500

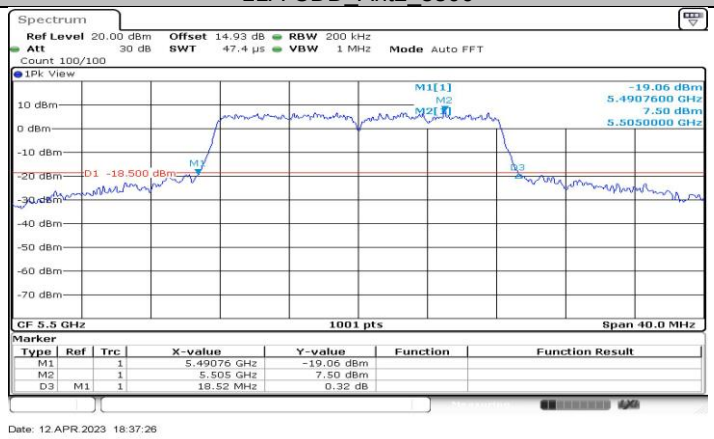

11A-CDD_Ant3_5500

This report shall not be reproduced except in full, without the written approval of UL Verification Services (Guangzhou) Co., Ltd, Song Shan Lake Branch.

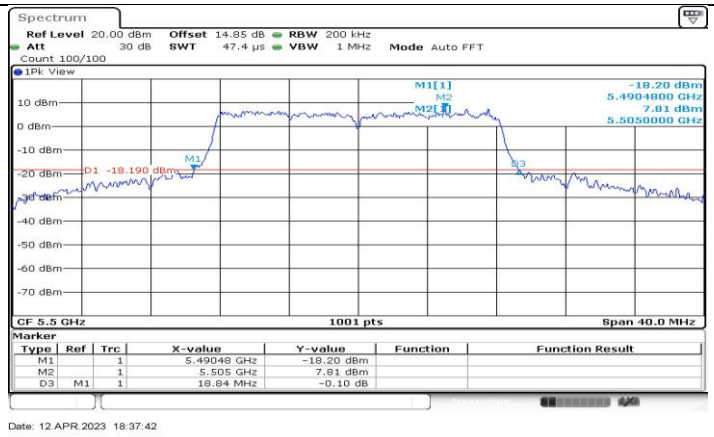

11A-CDD_Ant4_5500

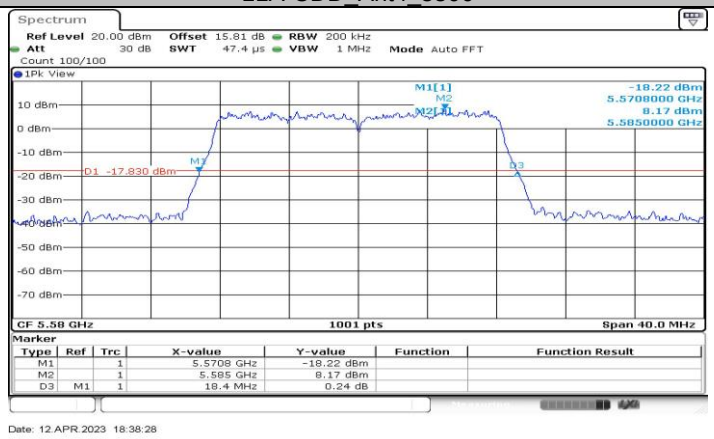

11A-CDD_Ant1_5580

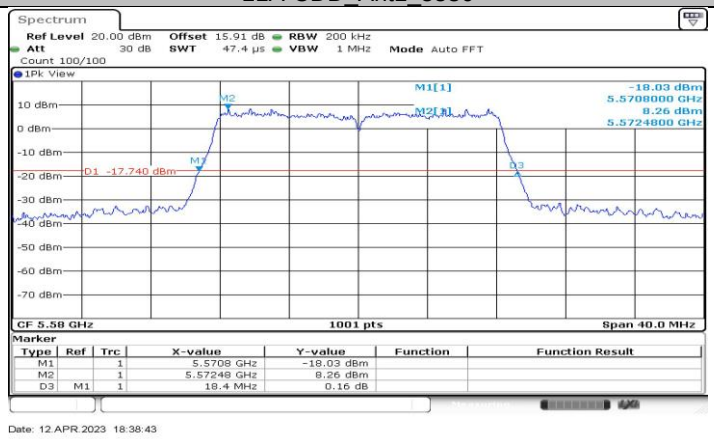

11A-CDD_Ant2_5580

This report shall not be reproduced except in full, without the written approval of UL Verification Services (Guangzhou) Co., Ltd, Song Shan Lake Branch.

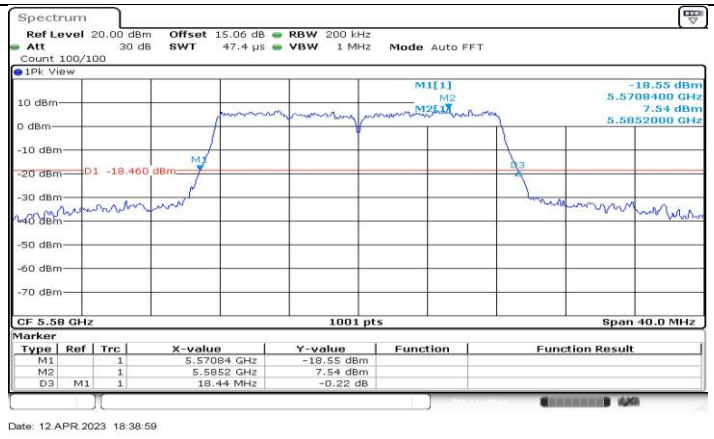

11A-CDD_Ant3_5580

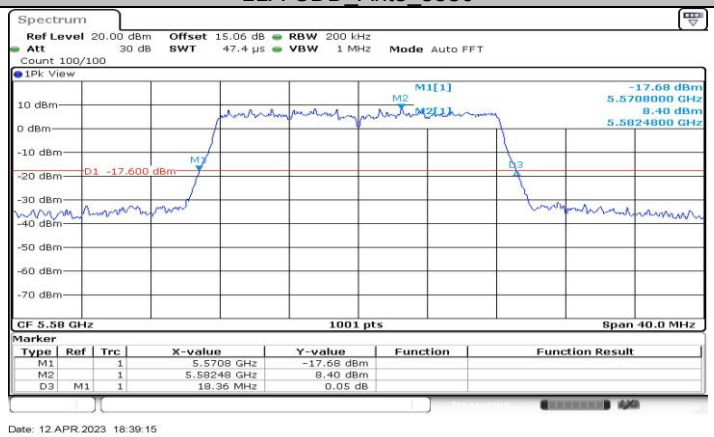

11A-CDD_Ant4_5580

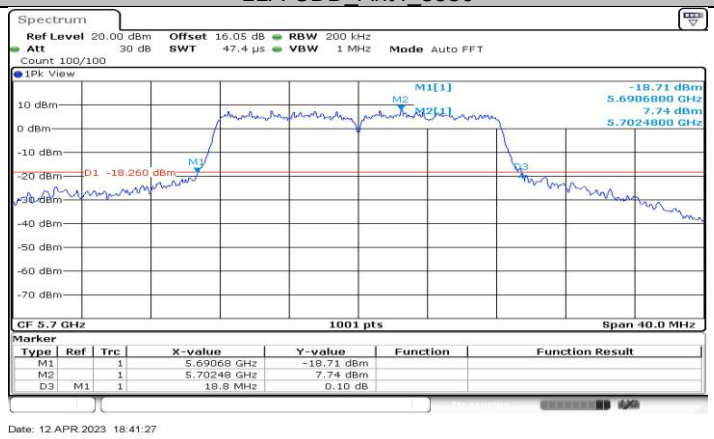

11A-CDD_Ant1_5700

This report shall not be reproduced except in full, without the written approval of UL Verification Services (Guangzhou) Co., Ltd, Song Shan Lake Branch.

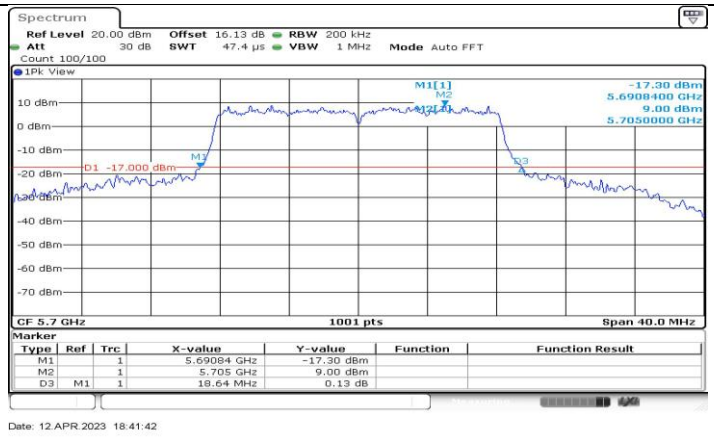

11A-CDD_Ant2_5700

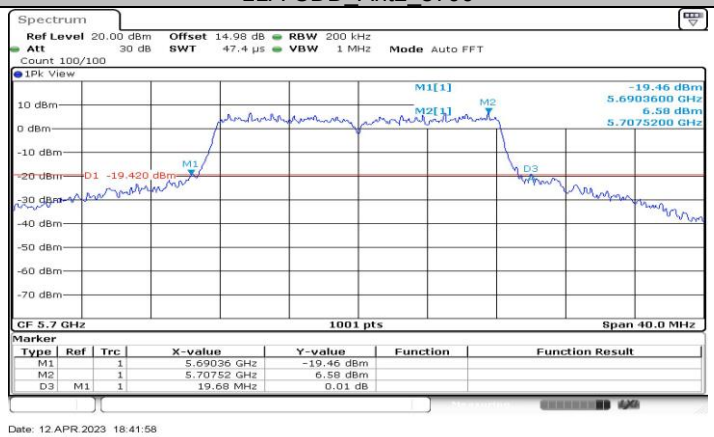

11A-CDD_Ant3_5700

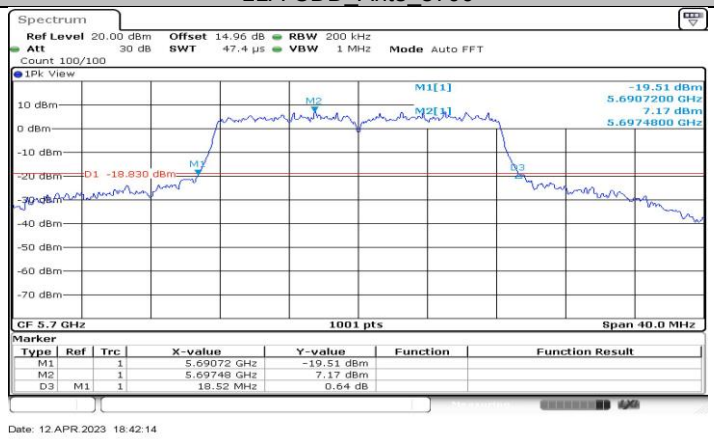

11A-CDD_Ant4_5700

This report shall not be reproduced except in full, without the written approval of UL Verification Services (Guangzhou) Co., Ltd, Song Shan Lake Branch.

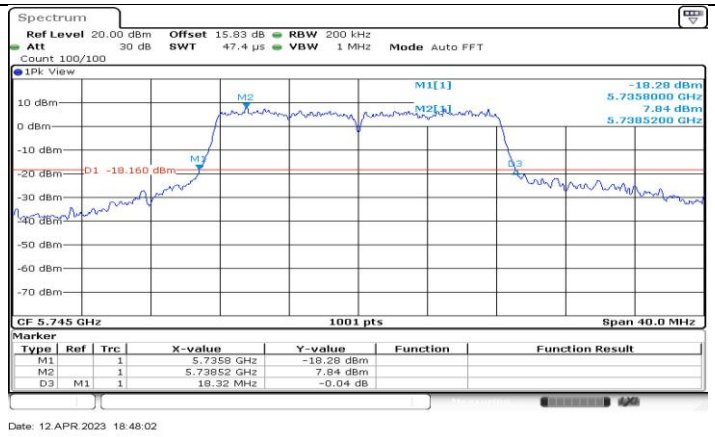

11A-CDD_Ant1_5745

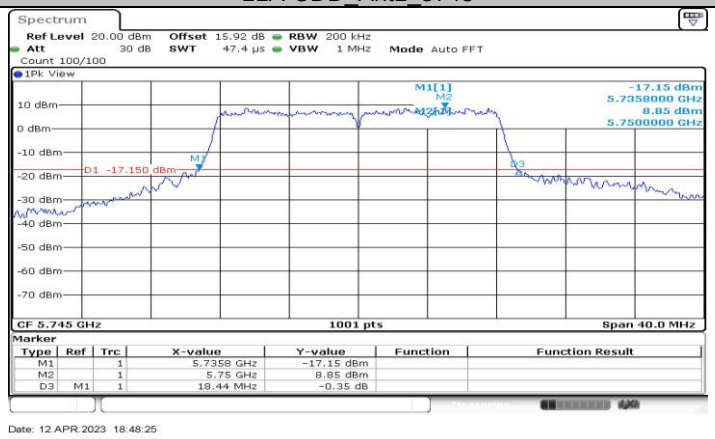

11A-CDD_Ant2_5745

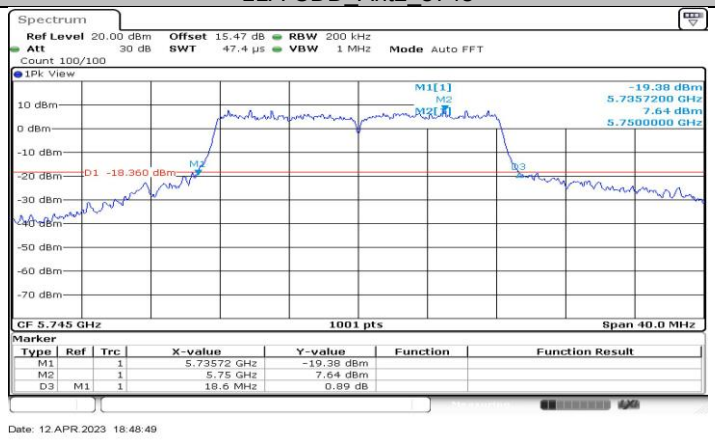

11A-CDD_Ant3_5745

This report shall not be reproduced except in full, without the written approval of UL Verification Services (Guangzhou) Co., Ltd, Song Shan Lake Branch.

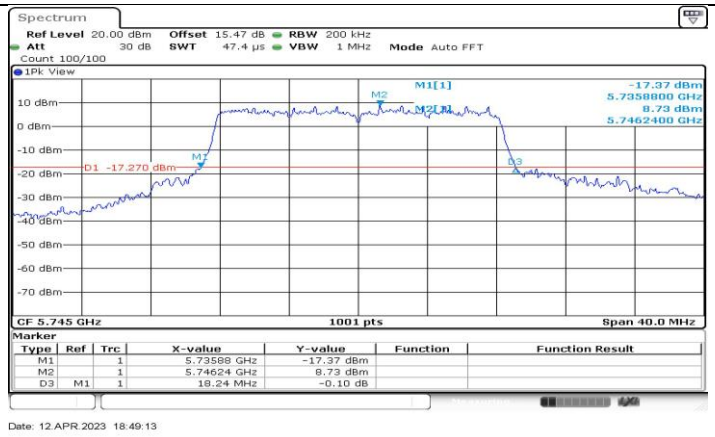

11A-CDD_Ant4_5745

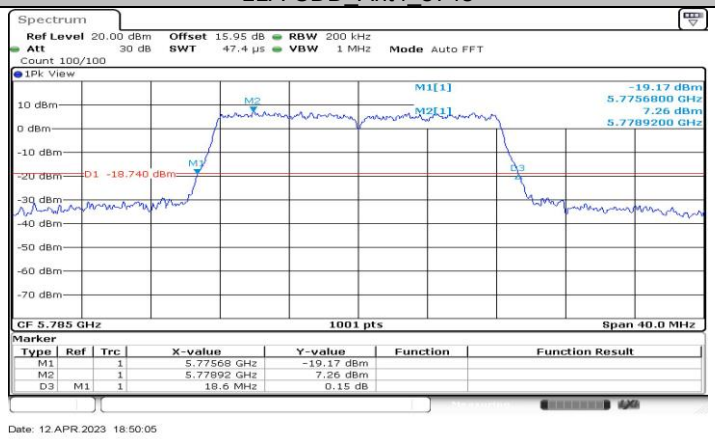

11A-CDD_Ant1_5785

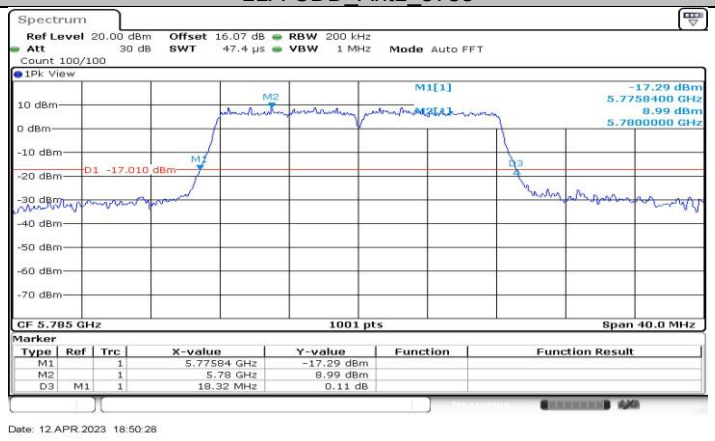

11A-CDD_Ant2_5785

This report shall not be reproduced except in full, without the written approval of UL Verification Services (Guangzhou) Co., Ltd, Song Shan Lake Branch.

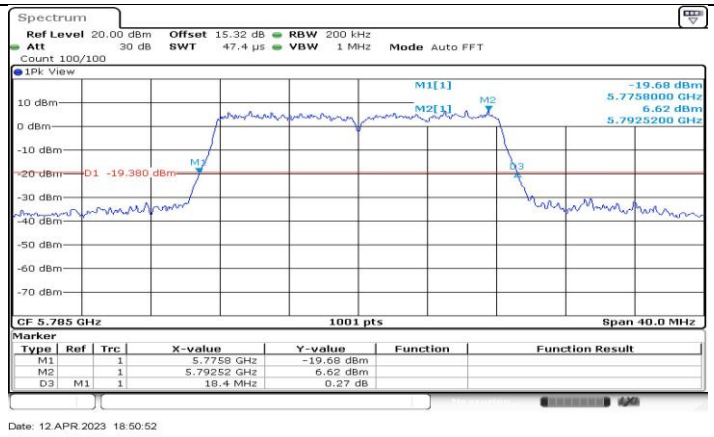

11A-CDD_Ant3_5785

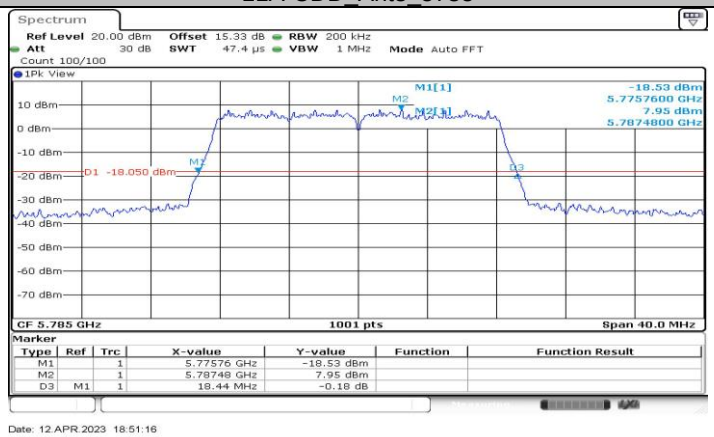

11A-CDD_Ant4_5785

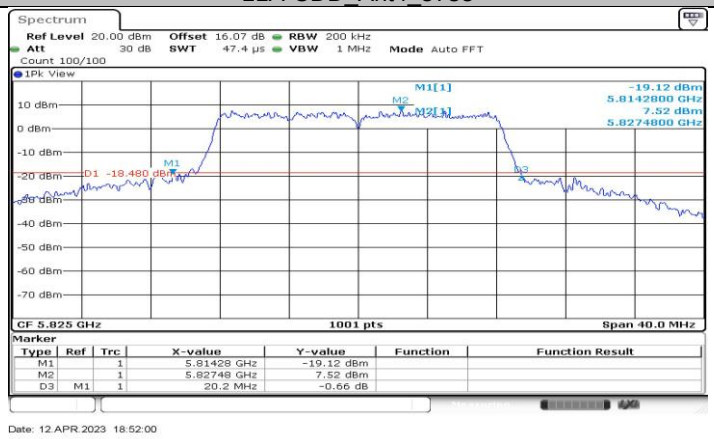

11A-CDD_Ant1_5825

This report shall not be reproduced except in full, without the written approval of UL Verification Services (Guangzhou) Co., Ltd, Song Shan Lake Branch.

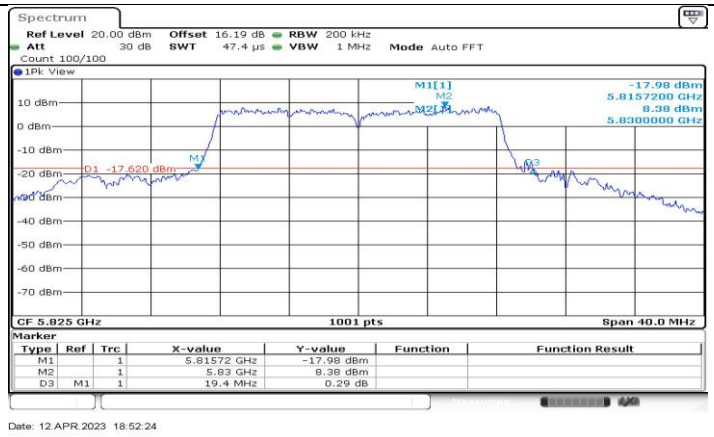

11A-CDD_Ant2_5825

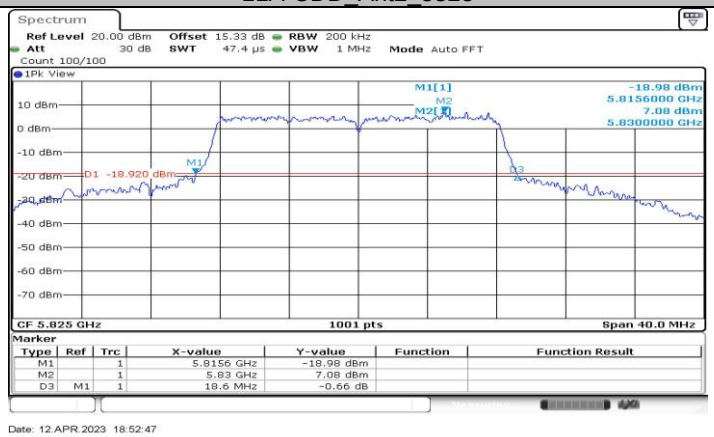

11A-CDD_Ant3_5825

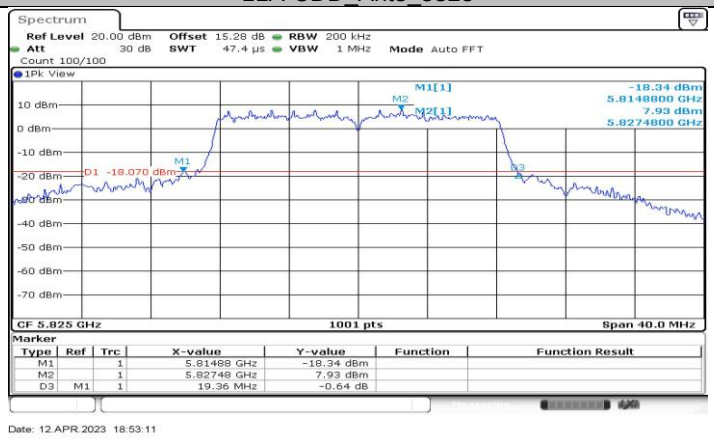

11A-CDD_Ant4_5825

This report shall not be reproduced except in full, without the written approval of UL Verification Services (Guangzhou) Co., Ltd, Song Shan Lake Branch.

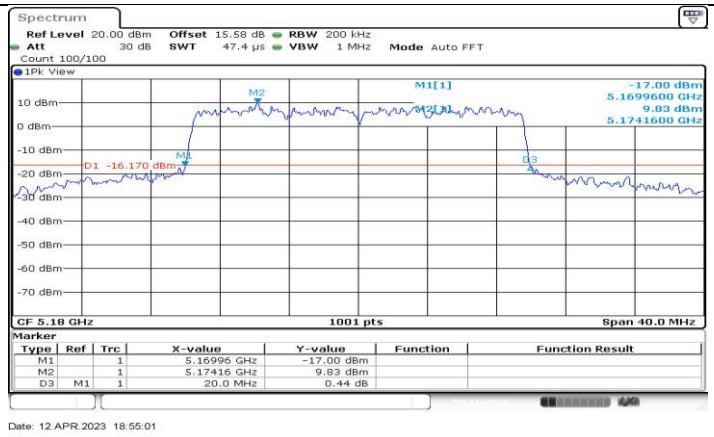

11AX20-CDD_Ant1_5180

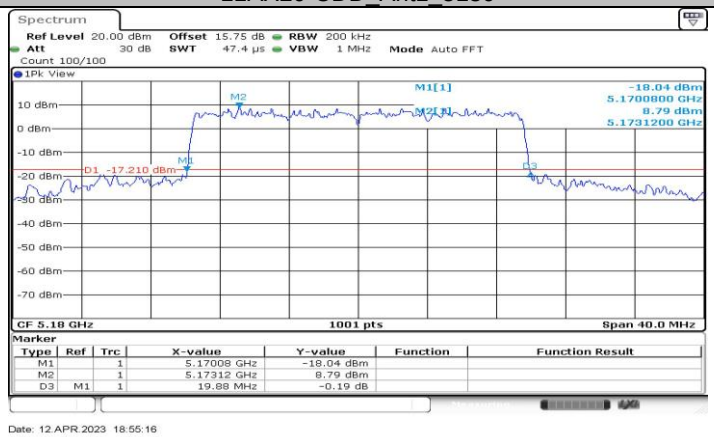

11AX20-CDD_Ant2_5180

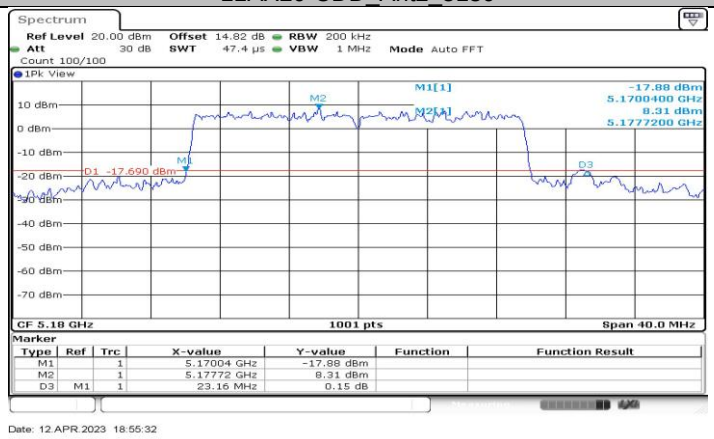

11AX20-CDD_Ant3_5180

This report shall not be reproduced except in full, without the written approval of UL Verification Services (Guangzhou) Co., Ltd, Song Shan Lake Branch.

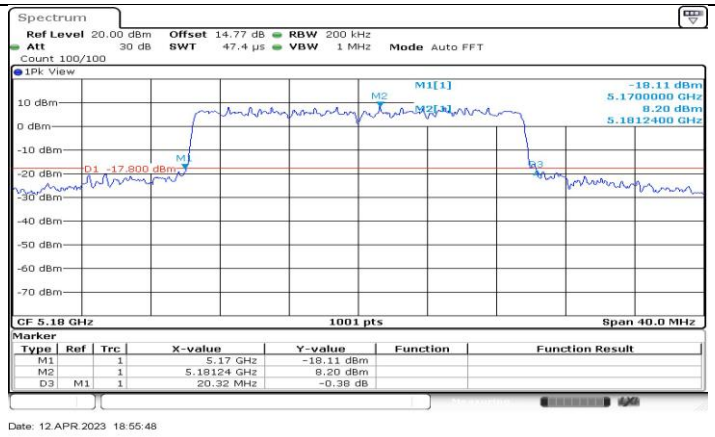

11AX20-CDD_Ant4_5180

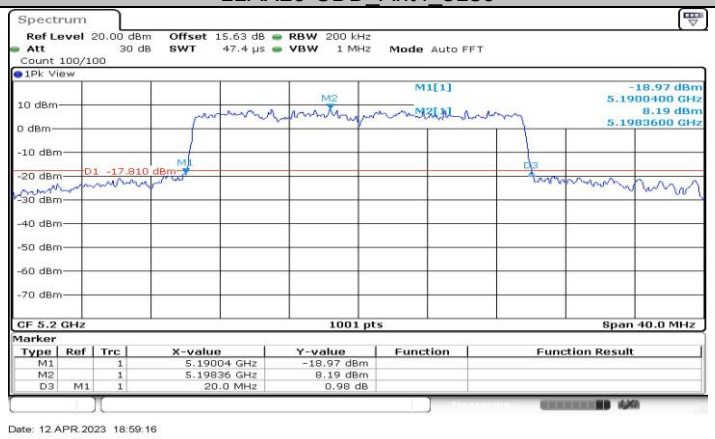

11AX20-CDD_Ant1_5200

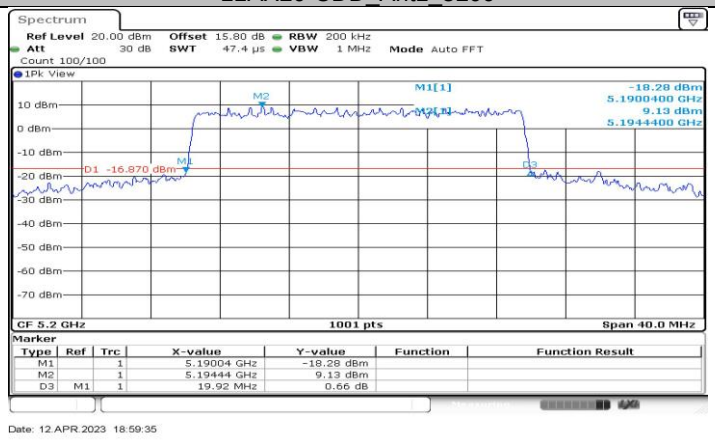

11AX20-CDD_Ant2_5200

This report shall not be reproduced except in full, without the written approval of UL Verification Services (Guangzhou) Co., Ltd, Song Shan Lake Branch.

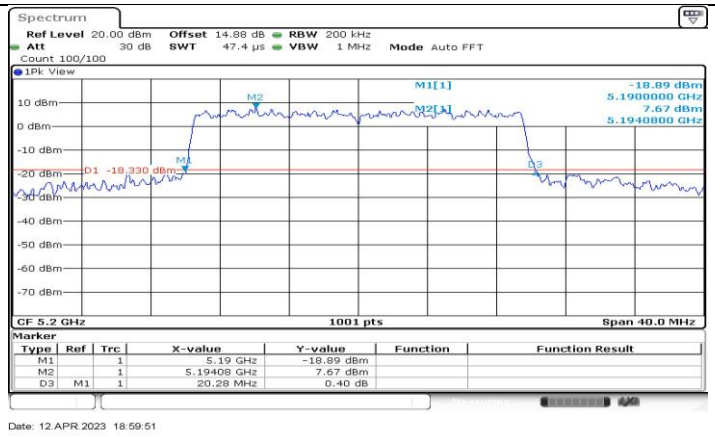

11AX20-CDD_Ant3_5200

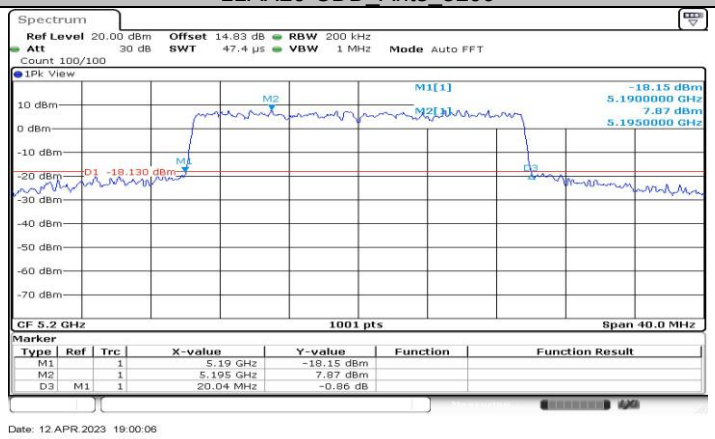

11AX20-CDD_Ant4_5200

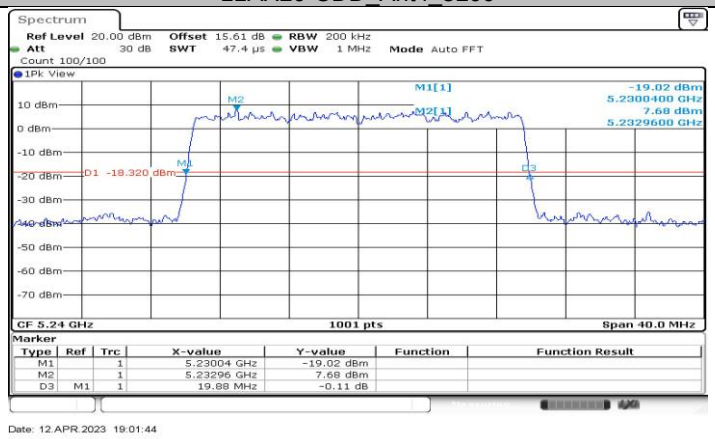

11AX20-CDD_Ant1_5240

This report shall not be reproduced except in full, without the written approval of UL Verification Services (Guangzhou) Co., Ltd, Song Shan Lake Branch.

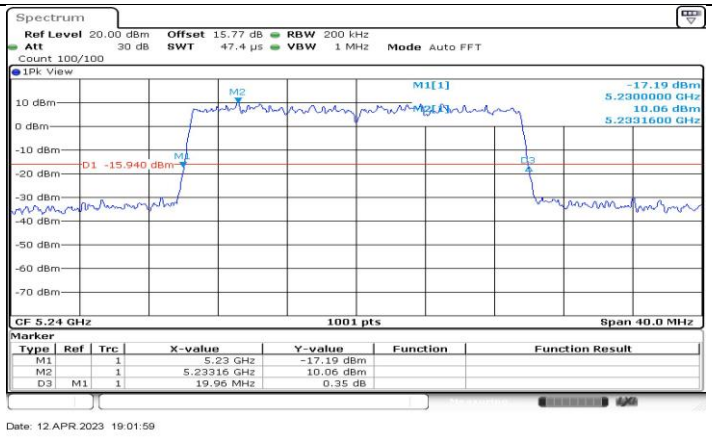

11AX20-CDD_Ant2_5240

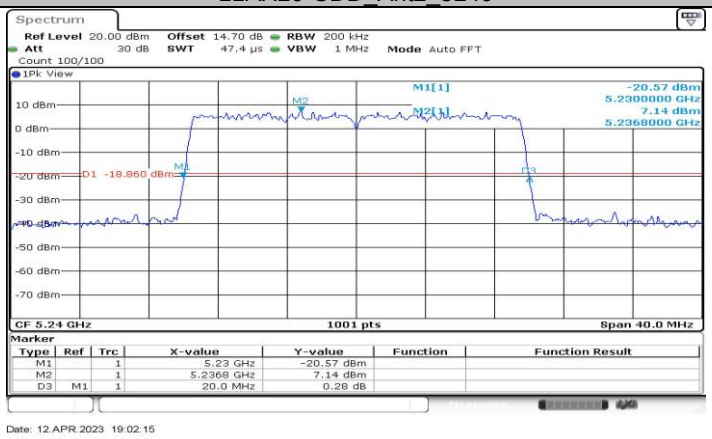

11AX20-CDD_Ant3_5240

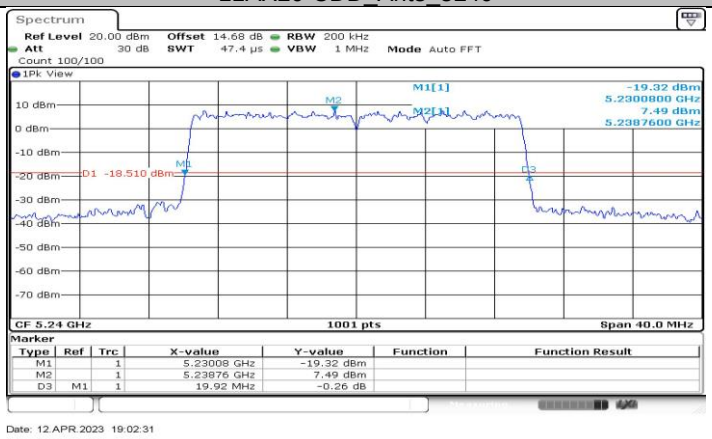

11AX20-CDD_Ant4_5240

This report shall not be reproduced except in full, without the written approval of UL Verification Services (Guangzhou) Co., Ltd, Song Shan Lake Branch.

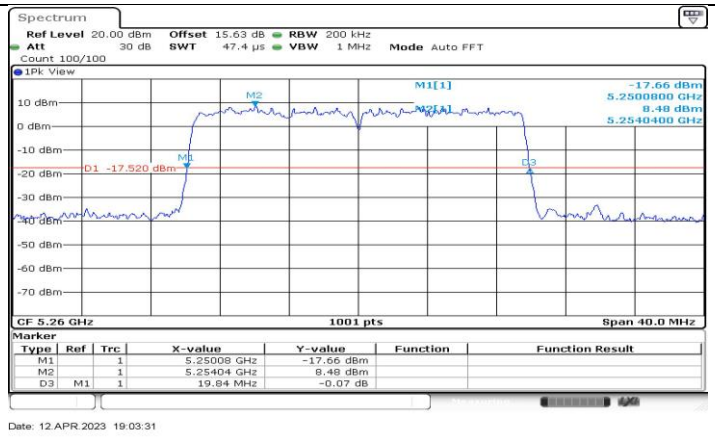

11AX20-CDD_Ant1_5260

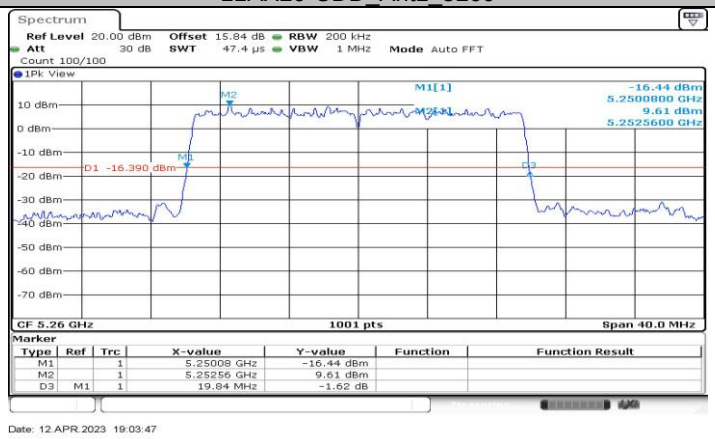

11AX20-CDD_Ant2_5260

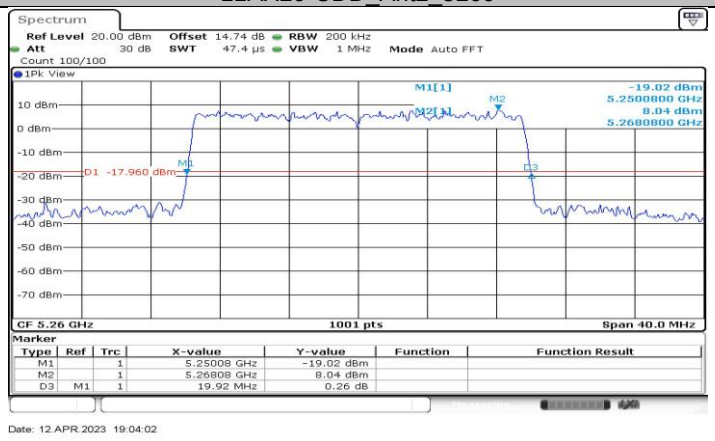

11AX20-CDD_Ant3_5260

This report shall not be reproduced except in full, without the written approval of UL Verification Services (Guangzhou) Co., Ltd, Song Shan Lake Branch.

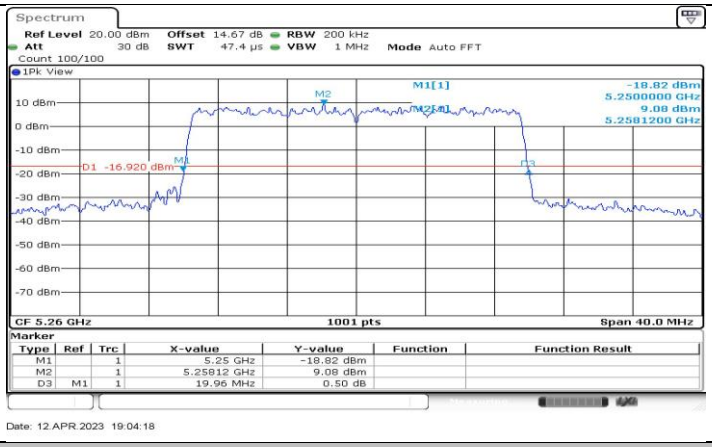

11AX20-CDD_Ant4_5260

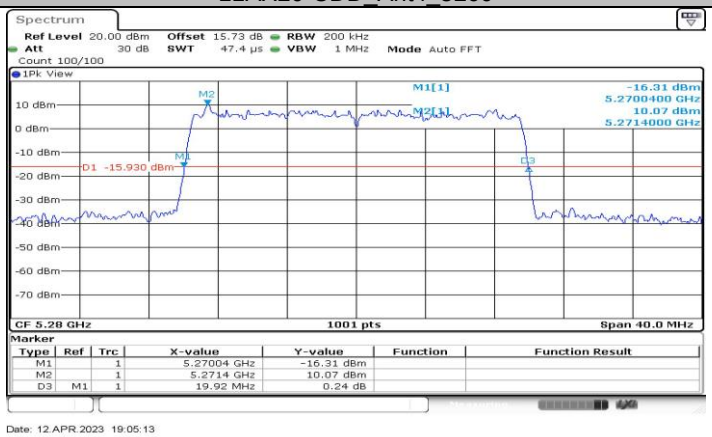

11AX20-CDD_Ant1_5280

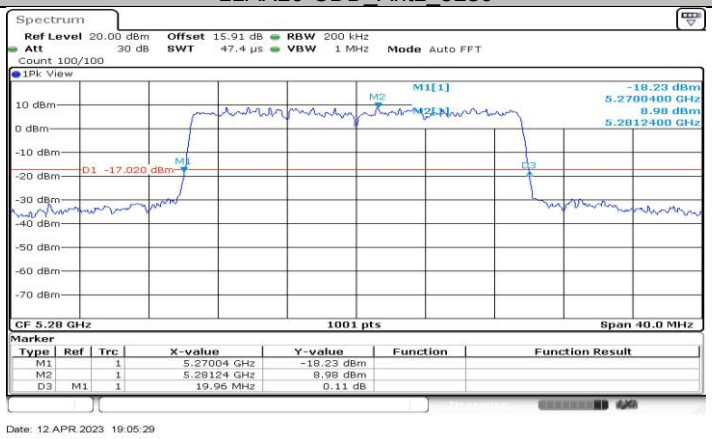

11AX20-CDD_Ant2_5280

This report shall not be reproduced except in full, without the written approval of UL Verification Services (Guangzhou) Co., Ltd, Song Shan Lake Branch.

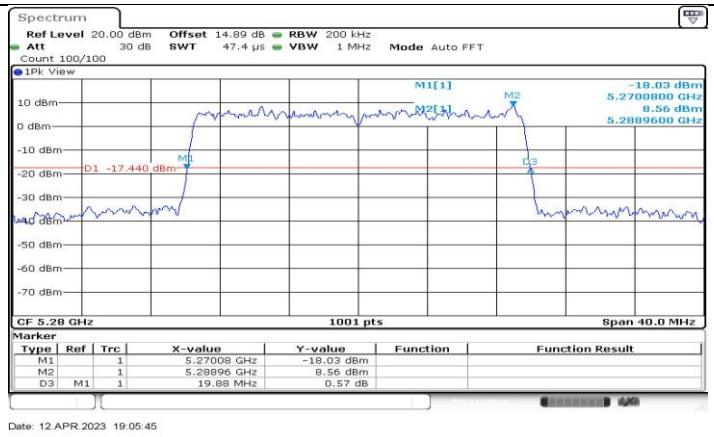

11AX20-CDD_Ant3_5280

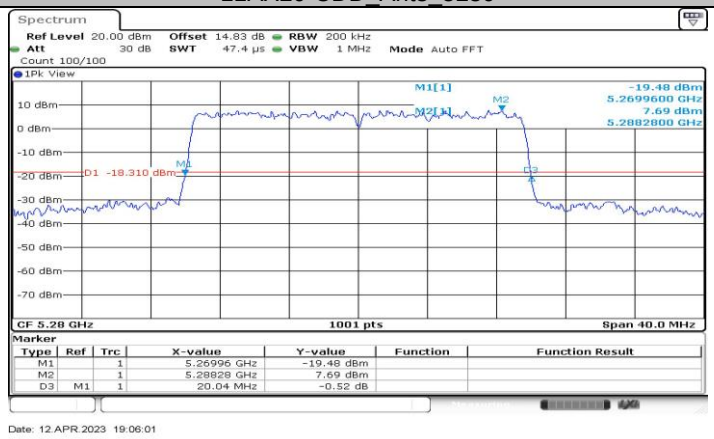

11AX20-CDD_Ant4_5280

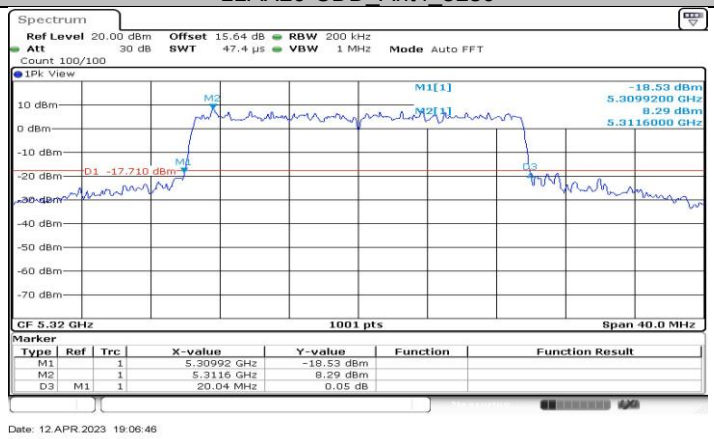

11AX20-CDD_Ant1_5320

This report shall not be reproduced except in full, without the written approval of UL Verification Services (Guangzhou) Co., Ltd, Song Shan Lake Branch.

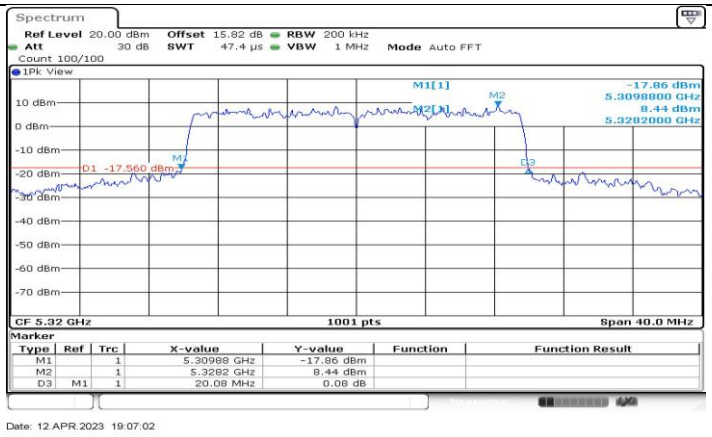

11AX20-CDD_Ant2_5320

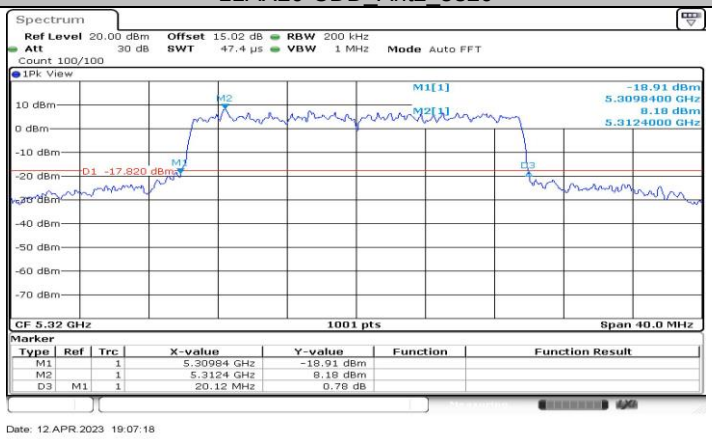

11AX20-CDD_Ant3_5320

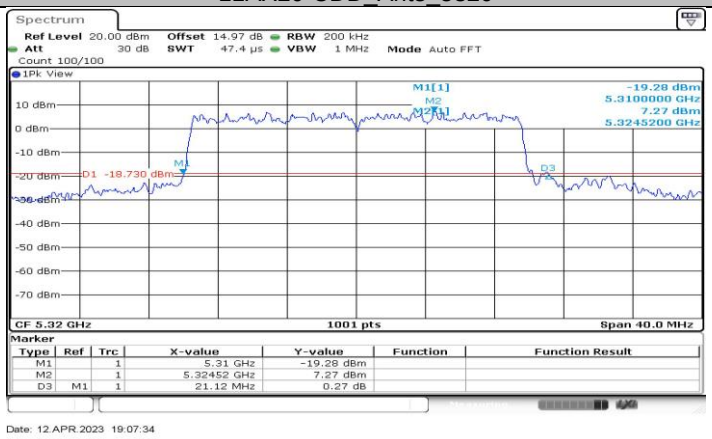

11AX20-CDD_Ant4_5320

This report shall not be reproduced except in full, without the written approval of UL Verification Services (Guangzhou) Co., Ltd, Song Shan Lake Branch.