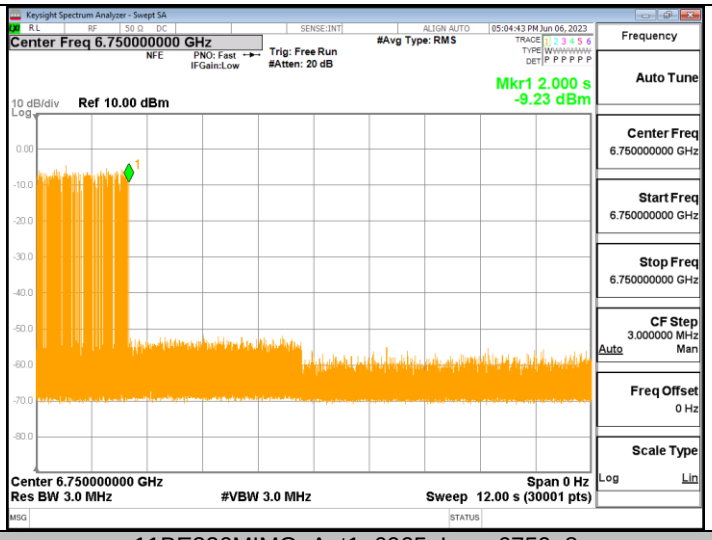

11BE320MIMO_Ant1_6905_Low_6750_8

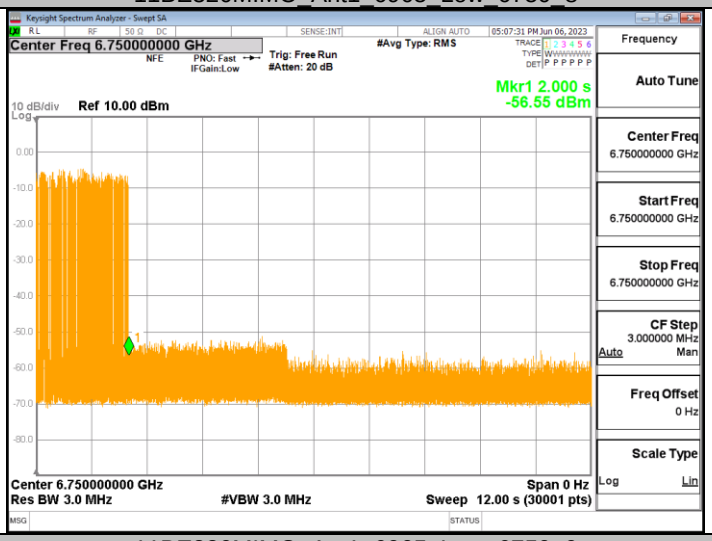

11BE320MIMO_Ant1_6905_Low_6750_9

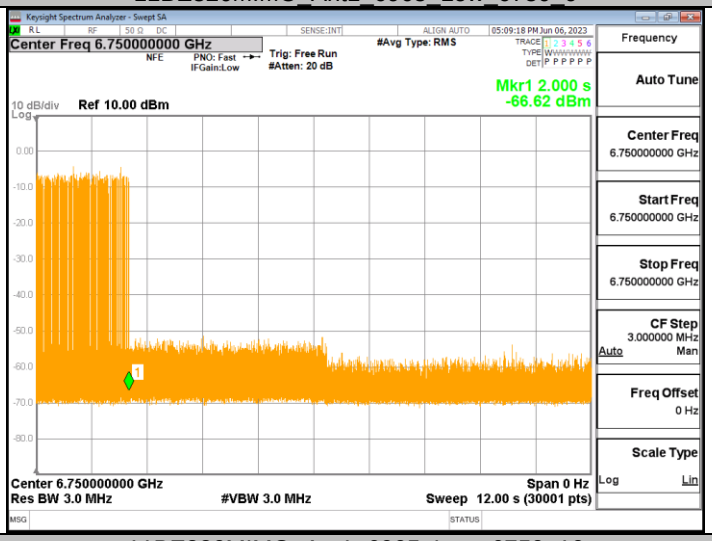

11BE320MIMO_Ant1_6905_Low_6750_10

This report shall not be reproduced except in full, without the written approval of UL Verification Services (Guangzhou) Co., Ltd, Song Shan Lake Branch.

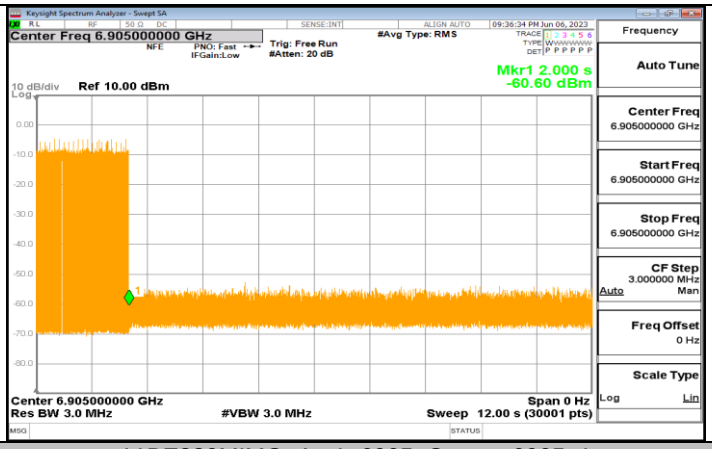

11BE320MIMO_Ant1_6905_Center_6905_1

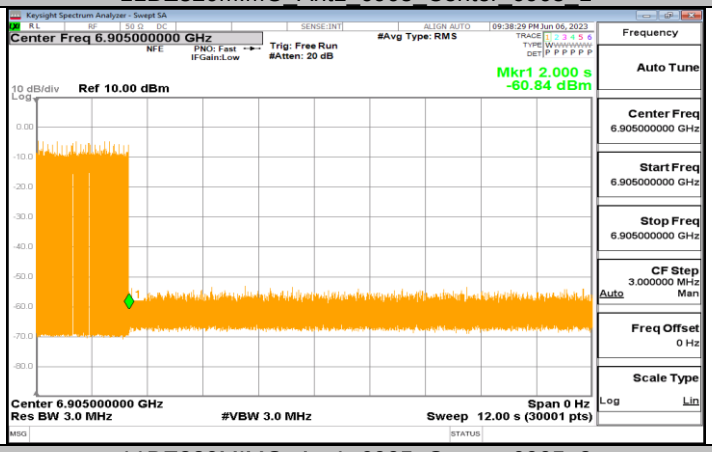

11BE320MIMO_Ant1_6905_Center_6905_2

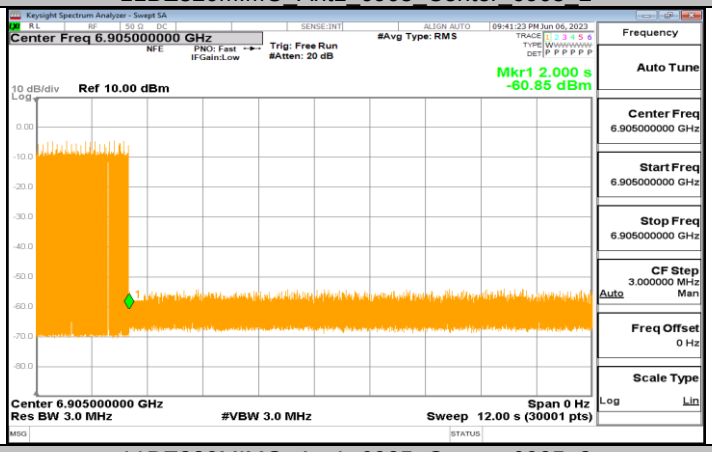

11BE320MIMO_Ant1_6905_Center_6905_3

This report shall not be reproduced except in full, without the written approval of UL Verification Services (Guangzhou) Co., Ltd, Song Shan Lake Branch.

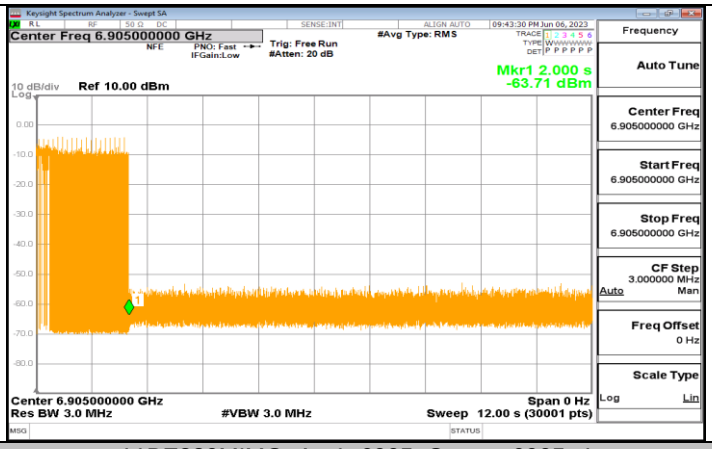

11BE320MIMO_Ant1_6905_Center_6905_4

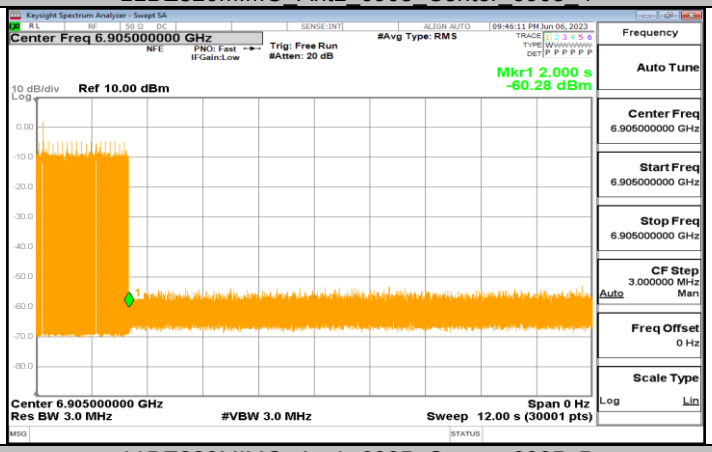

11BE320MIMO_Ant1_6905_Center_6905_5

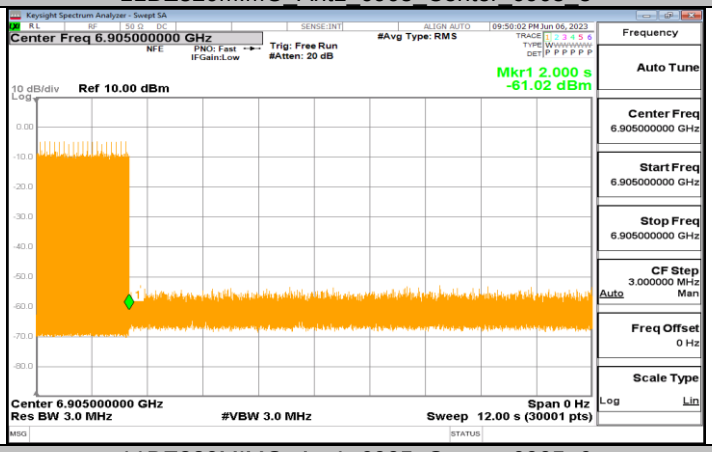

11BE320MIMO_Ant1_6905_Center_6905_6

This report shall not be reproduced except in full, without the written approval of UL Verification Services (Guangzhou) Co., Ltd, Song Shan Lake Branch.

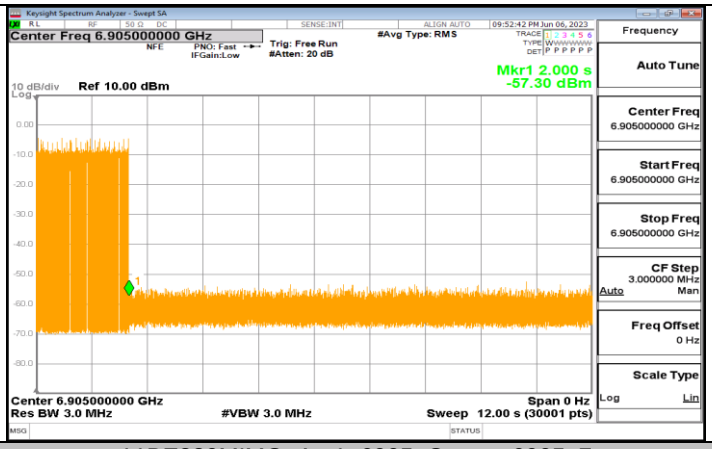

11BE320MIMO_Ant1_6905_Center_6905_7

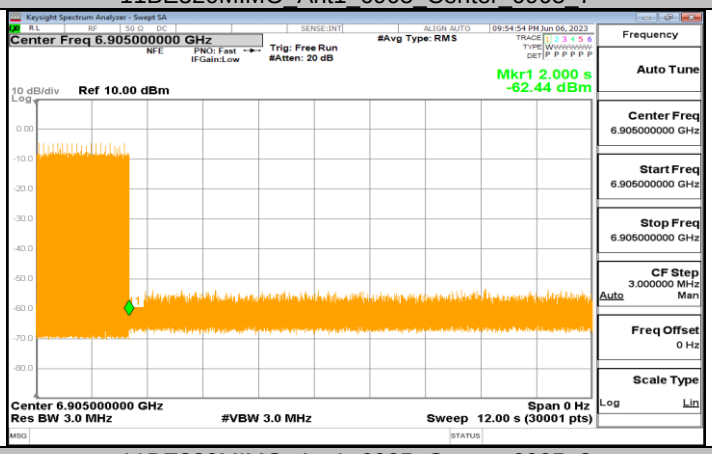

11BE320MIMO_Ant1_6905_Center_6905_8

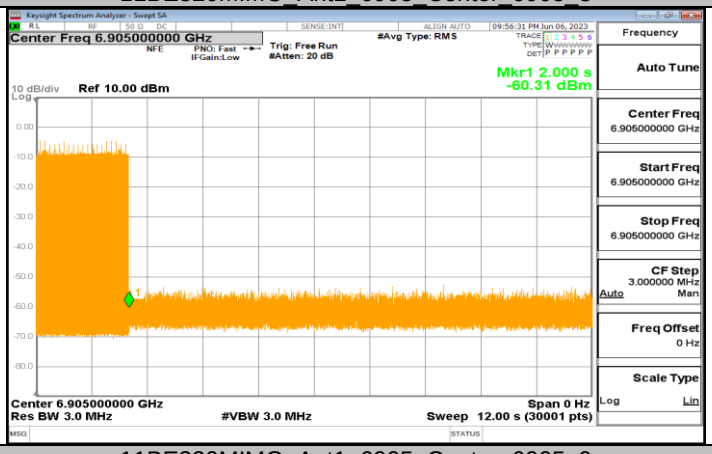

11BE320MIMO_Ant1_6905_Center_6905_9

This report shall not be reproduced except in full, without the written approval of UL Verification Services (Guangzhou) Co., Ltd, Song Shan Lake Branch.

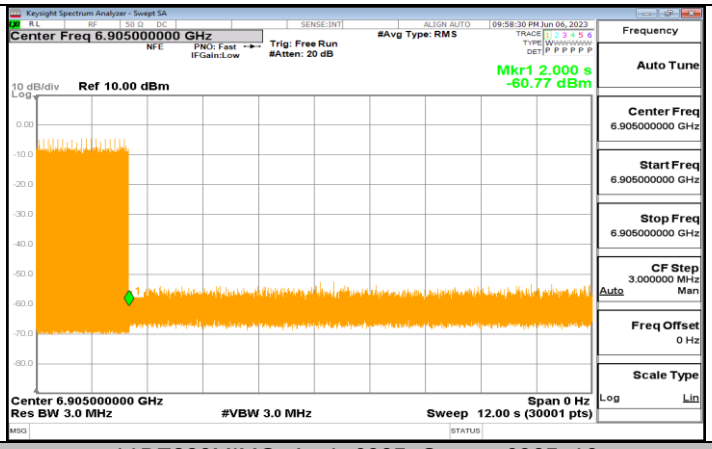

11BE320MIMO_Ant1_6905_Center_6905_10

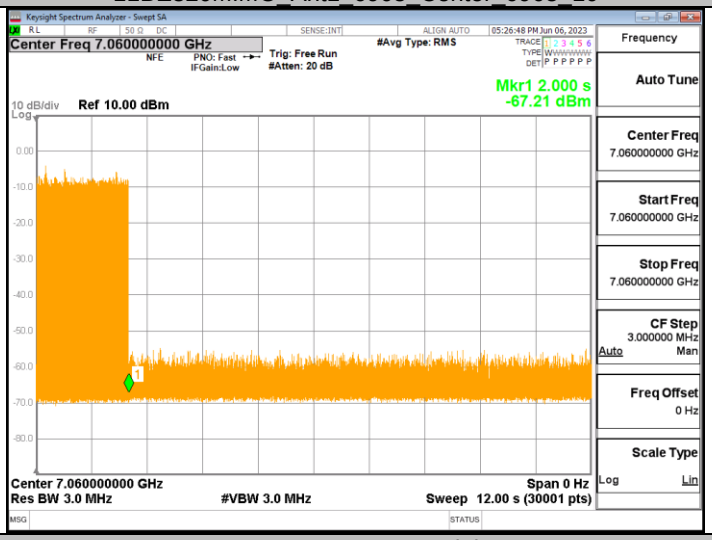

11BE320MIMO_Ant1_6905_High_7060_1

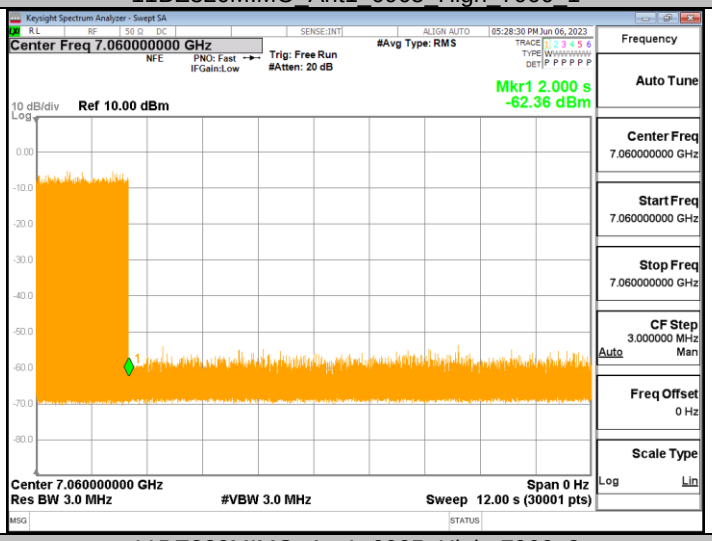

11BE320MIMO_Ant1_6905_High_7060_2

This report shall not be reproduced except in full, without the written approval of UL Verification Services (Guangzhou) Co., Ltd, Song Shan Lake Branch.

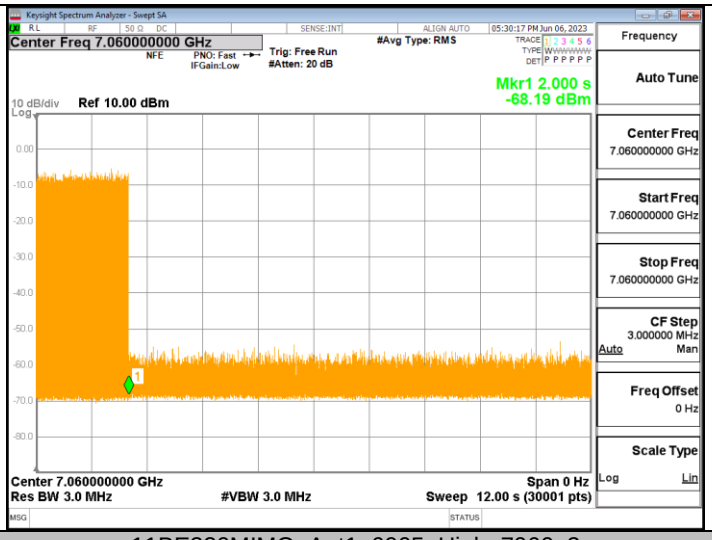

11BE320MIMO_Ant1_6905_High_7060_3

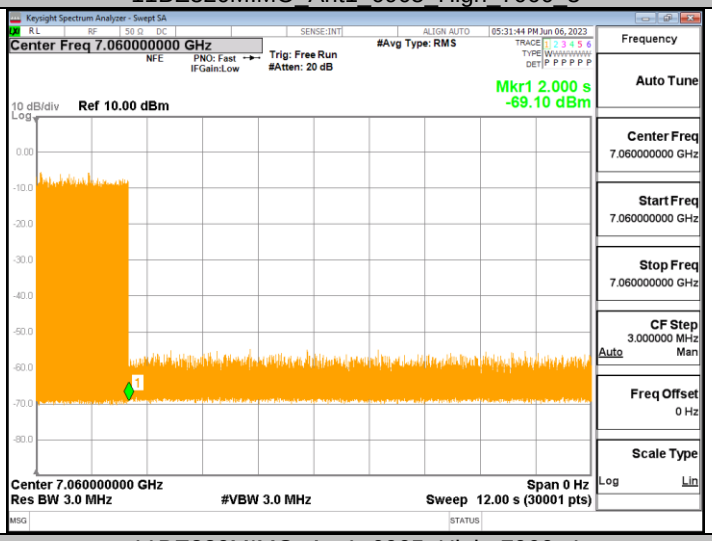

11BE320MIMO_Ant1_6905_High_7060_4

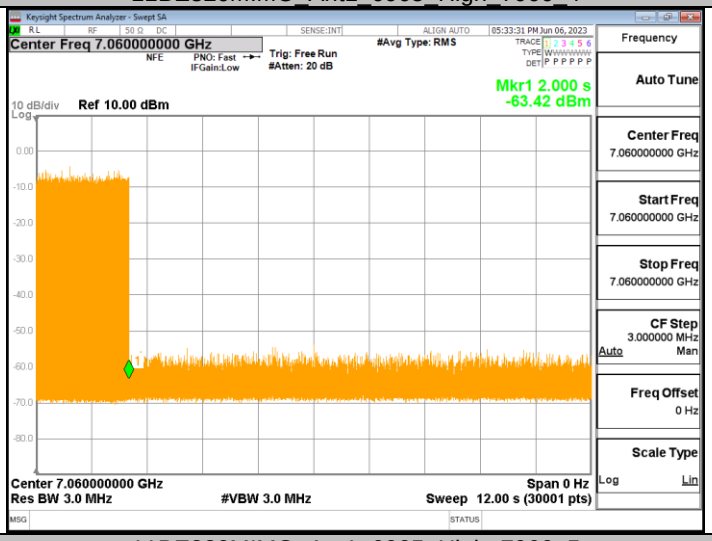

11BE320MIMO_Ant1_6905_High_7060_5

This report shall not be reproduced except in full, without the written approval of UL Verification Services (Guangzhou) Co., Ltd, Song Shan Lake Branch.

11BE320MIMO_Ant1_6905_High_7060_6

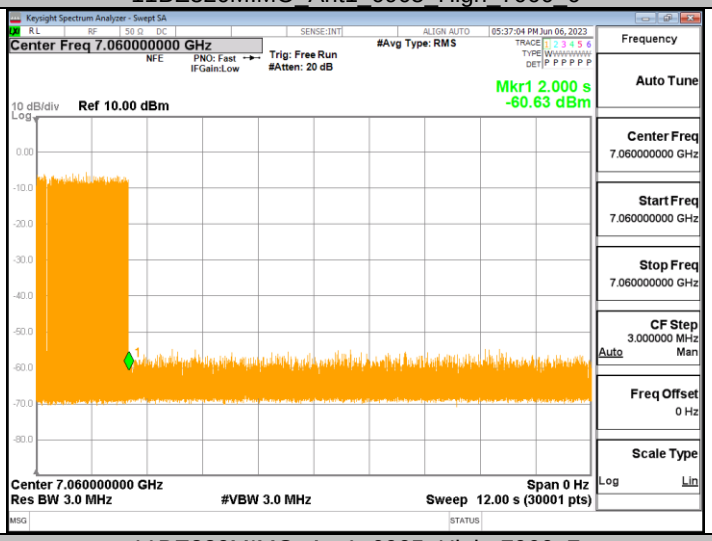

11BE320MIMO_Ant1_6905_High_7060_7

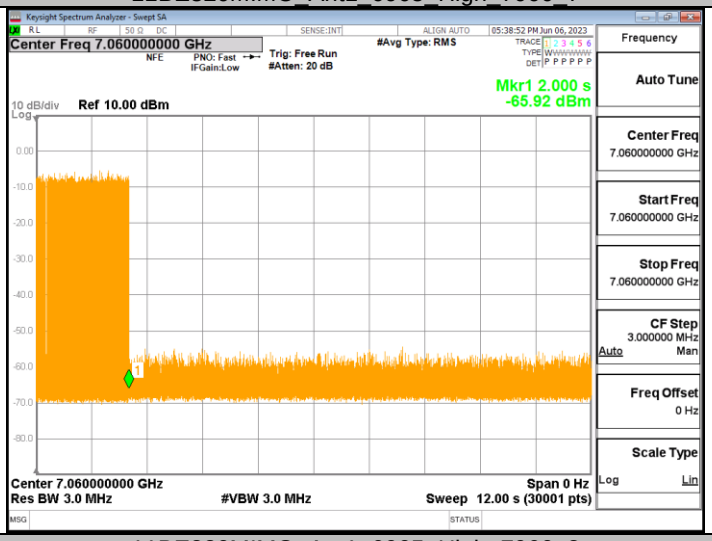

11BE320MIMO_Ant1_6905_High_7060_8

This report shall not be reproduced except in full, without the written approval of UL Verification Services (Guangzhou) Co., Ltd, Song Shan Lake Branch.

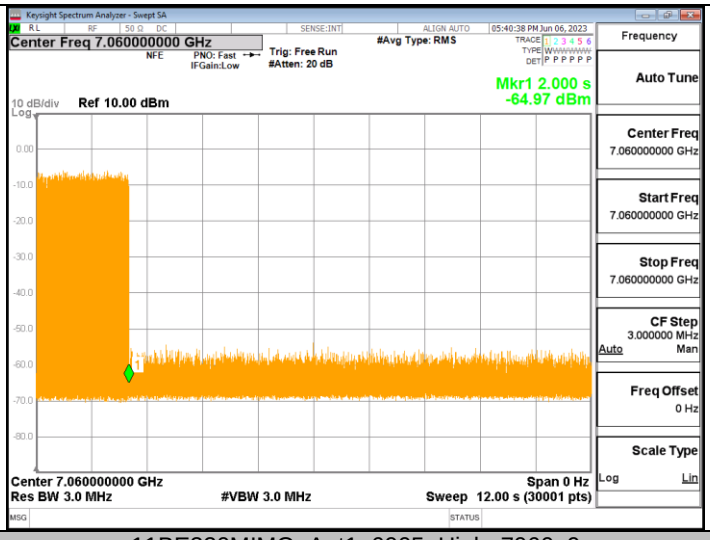

11BE320MIMO_Ant1_6905_High_7060_9

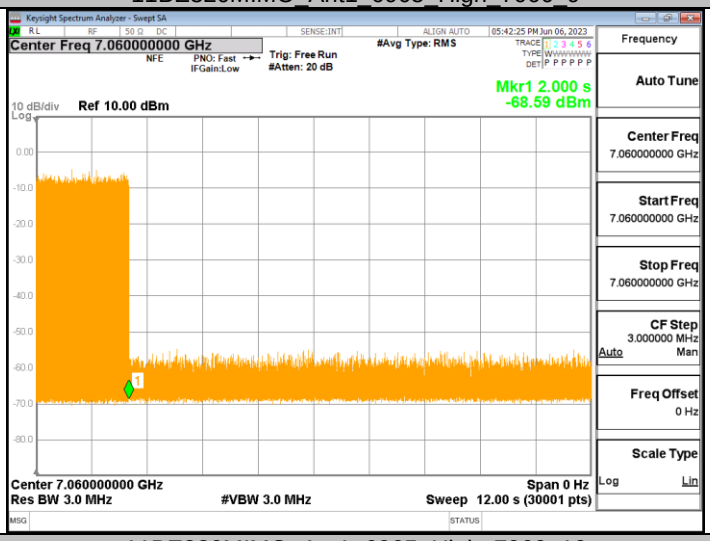

11BE320MIMO_Ant1_6905_High_7060_10

Note: All modes and antennas had been tested, but only the worst data was recorded in the report.

This report shall not be reproduced except in full, without the written approval of UL Verification Services (Guangzhou) Co., Ltd, Song Shan Lake Branch.

11.8. APPENDIX G: FREQUENCY STABILITY

11.8.1. Test Result

Frequency Error vs. Voltage									
802.11ax HE20: 6195 MHz									
Temp.	Volt.	0 Minute		2 Minute		5 Minute		10 Minute	
		Freq.Error (MHz)	Tolerance (ppm)	Freq.Error (MHz)	Tolerance (ppm)	Freq.Error (MHz)	Tolerance (ppm)	Freq.Error (MHz)	Tolerance (ppm)
TN	VL	6194.9998	-0.03	6195.0189	3.06	6194.9883	-1.89	6195.0030	0.48
TN	VN	6194.9760	-3.88	6194.9851	-2.40	6195.0114	1.84	6194.9974	-0.42
TN	VH	6194.9950	-0.81	6194.9795	-3.31	6195.0231	3.73	6194.9854	-2.35

Frequency Error vs. Temperature									
802.11ax HE20: 6195 MHz									
Temp.	Volt.	0 Minute		2 Minute		5 Minute		10 Minute	
		Freq.Error (MHz)	Tolerance (ppm)	Freq.Error (MHz)	Tolerance (ppm)	Freq.Error (MHz)	Tolerance (ppm)	Freq.Error (MHz)	Tolerance (ppm)
40	VN	6194.9987	-0.20	6194.9949	-0.83	6195.0189	3.05	6194.9837	-2.63
30	VN	6194.9795	-3.31	6194.9927	-1.18	6194.9994	-0.09	6195.0183	2.95
20	VN	6195.0104	1.67	6195.0112	1.80	6194.9762	-3.85	6195.0009	0.15
10	VN	6194.9825	-2.83	6195.0106	1.72	6194.9891	-1.75	6194.9788	-3.42
0	VN	6194.9794	-3.33	6195.0182	2.94	6194.9960	-0.65	6194.9934	-1.06

This report shall not be reproduced except in full, without the written approval of UL Verification Services (Guangzhou) Co., Ltd, Song Shan Lake Branch.

Frequency Error vs. Voltage									
802.11ax HE20: 6995 MHz									
Temp.	Volt.	0 Minute		2 Minute		5 Minute		10 Minute	
		Freq.Error (MHz)	Tolerance (ppm)	Freq.Error (MHz)	Tolerance (ppm)	Freq.Error (MHz)	Tolerance (ppm)	Freq.Error (MHz)	Tolerance (ppm)
TN	VL	6994.9879	-1.73	6995.0138	1.97	6994.9901	-1.42	6994.9857	-2.05
TN	VN	6995.0206	2.95	6994.9854	-2.09	6995.0165	2.37	6995.0228	3.25
TN	VH	6994.9929	-1.02	6994.9824	-2.51	6995.0049	0.70	6994.9883	-1.67

Frequency Error vs. Temperature									
802.11ax HE20: 6995 MHz									
Temp.	Volt.	0 Minute		2 Minute		5 Minute		10 Minute	
		Freq.Error (MHz)	Tolerance (ppm)	Freq.Error (MHz)	Tolerance (ppm)	Freq.Error (MHz)	Tolerance (ppm)	Freq.Error (MHz)	Tolerance (ppm)
40	VN	6995.0090	1.29	6995.0148	2.12	6995.0170	2.43	6994.9890	-1.58
30	VN	6994.9976	-0.34	6995.0019	0.27	6994.9768	-3.32	6995.0006	0.09
20	VN	6995.0107	1.52	6995.0239	3.42	6994.9996	-0.05	6995.0116	1.66
10	VN	6994.9977	-0.33	6995.0233	3.32	6994.9752	-3.55	6994.9961	-0.56
0	VN	6995.0211	3.02	6994.9850	-2.15	6995.0227	3.24	6994.9823	-2.53

Note:
1. All antennas and test modes have been tested, only the worst data record in the report.
2. For the detail Test Conditions, please refer to section 7.6.

END OF REPORT

This report shall not be reproduced except in full, without the written approval of UL Verification Services (Guangzhou) Co., Ltd, Song Shan Lake Branch.