FCC 47 CFR PART 15 SUBPART C
ISED RSS-247 Issue 2

CERTIFICATION TEST REPORT

For

BE22000 Whole Home Mesh Wi-Fi 7 System

MODEL NUMBER: Deco BE85

REPORT NUMBER: 4790768464-1-RF-5

ISSUE DATE: March 29, 2023

FCC ID:2AXJ4BE85

IC:26583-BE85

Prepared for

TP-Link Corporation Limited
Room 901, 9/F. , New East Ocean Centre, 9 Science Museum Road, Tsim Sha Tsui, Kowloon, Hong Kong

Prepared by

UL Verification Services (Guangzhou) Co., Ltd, Song Shan Lake Branch
Building 10, Innovation Technology Park, No. 1, Li Bin Road, Song Shan Lake
Hi-Tech Development Zone
Dongguan, People's Republic of China
Tel: +86 769 22038881
Fax: +86 769 33244054
Website: www.ul.com

The results reported herein have been performed in accordance with the laboratory's terms of accreditation. This report shall not be reproduced except in full without the written approval of the Laboratory. The results in this report apply to the test sample(s) mentioned above at the time of the testing period only and are not to be used to indicate applicability to other similar products.

Revision History

Rev.	Issue Date	Revisions	Revised By
V0	March 29, 2023	Initial Issue	

This report shall not be reproduced except in full, without the written approval of UL Verification Services (Guangzhou) Co., Ltd, Song Shan Lake Branch.

Summary of Test Results			
Clause	Test Items	FCC/ISED Rules	Test Results
1	DFS Detection Threshold	CFR 47 FCC §FCC 15.407 (h) (2), ISED RSS-247 Issue 2 clause 6.3.1, KDB 905462 D02	Pass
2	Channel Availability Check Time	CFR 47 FCC §FCC 15.407 (h) (2) (ii), ISED RSS-247 Issue 2 clause 6.3.2 b, KDB 905462 D02	Pass
4	Non-Occupancy Period	CFR 47 FCC §FCC 15.407 (h) (2) (iv), ISED RSS-247 Issue 2 clause 6.3.2 e, KDB 905462 D02	Pass
5	U-NII Detection Bandwidth	CFR 47 FCC §FCC 15.407 (h) (2), KDB 905462 D02	Pass
6	Channel Closing Transmission Time	CFR 47 FCC §FCC 15.407 (h) (2) (iii), ISED RSS-247 Issue 2 clause 6.3.2 d, KDB 905462 D02	Pass
7	Channel Move Time	CFR 47 FCC §FCC 15.407 (h) (2) (iii), ISED RSS-247 Issue 2 clause 6.3.2 c, KDB 905462 D02	Pass
8	Statistical Performance Check	CFR 47 FCC §FCC 15.407 (h) (2), ISED RSS-247 Issue 2 clause 6.3.2 a, KDB 905462 D02	Pass
Note 1: This test report is only published to and used by the applicant, and it is not for evidence purpose in China. Note 2: The measurement result for the sample received is <Pass> according to < CFR 47 FCC PART 15 SUBPART E and ISED RSS-247 Issue 2 > when <Accuracy Method> decision rule is applied.			

This report shall not be reproduced except in full, without the written approval of UL Verification Services (Guangzhou) Co., Ltd, Song Shan Lake Branch.

TABLE OF CONTENTS

1. ATTESTATION OF TEST RESULTS 6

2. TEST METHODOLOGY 7

3. FACILITIES AND ACCREDITATION 7

4. CALIBRATION AND UNCERTAINTY 8

4.1. MEASURING INSTRUMENT CALIBRATION 8

4.2. MEASUREMENT UNCERTAINTY 8

5. EQUIPMENT UNDER TEST 9

5.1. DESCRIPTION OF EUT 9

5.2. CHANNEL LIST 10

5.3. TEST ENVIRONMENT 11

5.4. DESCRIPTION OF AVAILABLE ANTENNAS 12

5.5. MEASURING INSTRUMENT AND SOFTWARE USED 13

6. DYNAMIC FREQUENCY SELECTION 14

6.1. APPLICABILITY OF DFS REQUIREMENTS 14

6.2. LIMITS 15

6.3. PARAMETERS OF RADAR TEST WAVEFORMS 16

6.4. TEST SETUP 18

6.5. TEST PROCEDURE 18

7. TEST RESULT 19

7.1. Appendix A: DFS Detection Thresholds 19
7.1.1. Test Result 19
7.1.1. Test Graphs 20

7.2. Appendix B: Channel Availability Check Time 32
7.2.1. Test Result 32
7.2.1. Test Graphs 33

7.3. Appendix C: Channel Move Time and Channel Closing Transmission Time 36
7.3.1. Test Result 36
7.3.1. Test Graphs 37

7.4. Appendix D: Non-Occupancy Period 38
7.4.1. Test Result 38
7.4.1. Test Graphs 39

7.5. Appendix E: U-NII Detection Bandwidth 40
7.5.1. Test Result 40

7.6. Appendix F: Statistical Performance check 44
7.6.1. Test Result for 802.11be 20MHz mode 44

This report shall not be reproduced except in full, without the written approval of UL Verification Services (Guangzhou) Co., Ltd, Song Shan Lake Branch.

7.6.1. Test Result for 802.11be 40MHz mode.....81
7.6.2. Test Result for 802.11be 80MHz mode.....118
7.6.3. Test Result for 802.11be 160MHz mode.....155
7.6.4. Test Result for 802.11be 240MHz mode.....192

This report shall not be reproduced except in full, without the written approval of UL Verification Services (Guangzhou) Co., Ltd, Song Shan Lake Branch.

1. ATTESTATION OF TEST RESULTS

Applicant Information

Company Name:	TP-Link Corporation Limited
Address:	Room 901, 9/F. , New East Ocean Centre, 9 Science Museum Road, Tsim Sha Tsui, Kowloon, Hong Kong

Manufacturer Information

Company Name:	TP-Link Corporation Limited
Address:	Room 901, 9/F. , New East Ocean Centre, 9 Science Museum Road, Tsim Sha Tsui, Kowloon, Hong Kong

EUT Information

EUT Name:	BE22000 Whole Home Mesh Wi-Fi 7 System
Model:	Deco BE85
Brand:	tp-link
Sample Received Date:	March 6, 2023
Sample Status:	Normal
Sample ID:	5853578
Date of Tested:	March 6, 2023 to March 23, 2023

APPLICABLE STANDARDS	
STANDARD	**TEST RESULTS**
CFR 47 FCC PART 15 SUBPART E	PASS
ISED RSS-247 Issue 2	PASS
ISED RSS-GEN Issue 5	PASS

Prepared By:

Kebo Zhang
Senior Project Engineer

Checked By:

Denny Huang
Senior Project Engineer

Approved By:

Stephen Guo
Laboratory Manager

This report shall not be reproduced except in full, without the written approval of UL Verification Services (Guangzhou) Co., Ltd, Song Shan Lake Branch.

2. TEST METHODOLOGY

The tests documented in this report were performed in accordance with FCC CFR 47 CFR Part 15, Subpart E, KDB 905462 D02 UNII DFS Compliance Procedures New Rules v02 and ISED RSS-247 ISSUE 2.

3. FACILITIES AND ACCREDITATION

Accreditation Certificate	**A2LA (Certificate No.: 4102.01)** UL Verification Services (Guangzhou) Co., Ltd. Song Shan Lake Branch. has been assessed and proved to be in compliance with A2LA. **FCC (FCC Designation No.: CN1187)** UL Verification Services (Guangzhou) Co., Ltd. Song Shan Lake Branch. Has been recognized to perform compliance testing on equipment subject to the Commission's Declaration of Conformity (DoC) and Certification rules **ISED (Company No.: 21320)** UL Verification Services (Guangzhou) Co., Ltd. Song Shan Lake Branch. has been registered and fully described in a report filed with ISED. The Company Number is 21320 and the test lab Conformity Assessment Body Identifier (CABID) is CN0046. **VCCI (Registration No.: G-20019, R-20004, C-20012 and T-20011)** UL Verification Services (Guangzhou) Co., Ltd. Song Shan Lake Branch. has been assessed and proved to be in compliance with VCCI, the Membership No. is 3793. Facility Name: Chamber D, the VCCI registration No. is G-20019 and R-20004 Shielding Room B , the VCCI registration No. is C-20012 and T-20011

Note 1:
All tests measurement facilities use to collect the measurement data are located at Building 10, Innovation Technology Park, No. 1, Li Bin Road, Song Shan Lake Hi-Tech Development Zone Dongguan, 523808, People's Republic of China.

Note 2:
The test anechoic chamber in UL Verification Services (Guangzhou) Co., Ltd.
Song Shan Lake Branch had been calibrated and compared to the open field sites and the test anechoic chamber is shown to be equivalent to or worst case from the open field site.

Note 3:
For below 30 MHz, lab had performed measurements at test anechoic chamber and comparing to measurements obtained on an open field site. And these measurements below 30 MHz had been correlated to measurements performed on an OFS.

This report shall not be reproduced except in full, without the written approval of UL Verification Services (Guangzhou) Co., Ltd, Song Shan Lake Branch.

4. CALIBRATION AND UNCERTAINTY

4.1. MEASURING INSTRUMENT CALIBRATION

The measuring equipment utilized to perform the tests documented in this report has been calibrated in accordance with the manufacturer's recommendations and is traceable to recognize national standards.

4.2. MEASUREMENT UNCERTAINTY

Where relevant, the following measurement uncertainty levels have been estimated for tests performed on the apparatus:

Test Item	Uncertainty
Conduction emission	3.62 dB
Radiated Emission (Included Fundamental Emission) (9 kHz ~ 30 MHz)	2.2 dB
Radiated Emission (Included Fundamental Emission) (30 MHz ~ 1 GHz)	4.00 dB
Radiated Emission (Included Fundamental Emission) (1 GHz to 26 GHz)	5.78 dB (1 GHz ~ 18 GHz)
	5.23 dB (18 GHz ~ 26 GHz)
Note: This uncertainty represents an expanded uncertainty expressed at approximately the 95% confidence level using a coverage factor of k=2.	

This report shall not be reproduced except in full, without the written approval of UL Verification Services (Guangzhou) Co., Ltd, Song Shan Lake Branch.

5. EQUIPMENT UNDER TEST

5.1. DESCRIPTION OF EUT

EUT Name	BE22000 Whole Home Mesh Wi-Fi 7 System
Model	Deco BE85
Frequency Range:	5180 MHz to 5240 MHz(U-NII-1) 5260 MHz to 5320 MHz(U-NII-2A) (Only BW 160M support UNII-2A) 5500 MHz to 5700 MHz(U-NII-2C) 5 745 MHz to 5 825 MHz(U-NII-3)
TPC Function:	Support
DFS Operational mode:	Master
Type of Modulation:	IEEE 802.11a: OFDM(64QAM, 16QAM, QPSK, BPSK) IEEE 802.11n: OFDM(64QAM, 16QAM, QPSK, BPSK) IEEE 802.11ac: OFDM(256QAM, 64QAM, 16QAM, QPSK, BPSK) IEEE 802.11ax: OFDMA (1024QAM, 256QAM, 64QAM, 16QAM, QPSK, BPSK) IEEE 802.11be: OFDMA (4096QAM, 1024QAM, 256QAM, 64QAM, 16QAM, QPSK, BPSK)
Radio Technology:	IEEE802.11a/n HT20/n HT40/ ac VHT20/ac VHT40/ac VHT80/ac VHT160/ ax HE20/ax HE40/ax HE80/ax HE160/ be EHT20/be EHT40/be HE80/be EHT160/be EHT240
FVIN:	V1.0
Normal Test Voltage:	12 / 15Vdc via adapter

This report shall not be reproduced except in full, without the written approval of UL Verification Services (Guangzhou) Co., Ltd, Song Shan Lake Branch.

5.2. CHANNEL LIST

UNII-1 (For Bandwidth=20MHz)		UNII-1 (For Bandwidth=40MHz)		UNII-1 (For Bandwidth=80MHz)	
Channel	Frequency (MHz)	Channel	Frequency (MHz)	Channel	Frequency (MHz)
36	5180	38	5190	42	5210
40	5200	46	5230		
44	5220				
48	5240				

UNII-2A (For Bandwidth=160 MHz)	
Channel	Frequency (MHz)
50	5250

UNII-2C (For Bandwidth=20MHz)		UNII-2C (For Bandwidth=40MHz)		UNII-2C (For Bandwidth=80MHz)	
Channel	Frequency (MHz)	Channel	Frequency (MHz)	Channel	Frequency (MHz)
100	5500	102	5510	106	5530
104	5520	110	5550	122	5610
108	5540	118	5590	138	5690
112	5560	126	5630		
116	5580	134	5670		
120	5600	142	5710		
124	5620				
128	5640				
132	5660				
136	5680				
140	5700				
144	5720				

UNII-2C (For Bandwidth=160 MHz)		UNII-2C (For Bandwidth=240 MHz)	
Channel	Frequency (MHz)	Channel	Frequency (MHz)
114	5570	122	5610

UNII-3 (For Bandwidth=20MHz)		UNII-3 (For Bandwidth=40MHz)		UNII-3 (For Bandwidth=80MHz)	
Channel	Frequency (MHz)	Channel	Frequency (MHz)	Channel	Frequency (MHz)
149	5745	151	5755	155	5775
153	5765	159	5795		
157	5785				
161	5805				
165	5825				

This report shall not be reproduced except in full, without the written approval of UL Verification Services (Guangzhou) Co., Ltd, Song Shan Lake Branch.

5.3. TEST ENVIRONMENT

Environment Parameter	Selected Values During Tests	
Relative Humidity	35 ~ 65%	
Atmospheric Pressure:	101 kPa	
Temperature	TN	23 ~ 28 °C
Voltage:	VL	/
	VN	DC 12 V
	VH	/

Note: VL= Lower Extreme Test Voltage
VN= Nominal Voltage
VH= Upper Extreme Test Voltage
TN= Normal Temperature

This report shall not be reproduced except in full, without the written approval of UL Verification Services (Guangzhou) Co., Ltd, Song Shan Lake Branch.

5.4. DESCRIPTION OF AVAILABLE ANTENNAS

Antenna No.	Frequency Band	Antenna Type	Max Antenna Gain (dBi)
1	5150-5850	Dipole Antenna	3
3	5150-5850	Dipole Antenna	3
5	5150-5850	Dipole Antenna	3
7	5150-5850	Dipole Antenna	3

The EUT support Cyclic Shift Diversity(CDD) mode.

MIMO output power port and MIMO PSD port summing were performed in accordance with KDB 662911 D01. For the CDD results the Directional Gain was calculated in accordance with the following mothed.

For output power measurements:
Directional gain= G_{ANT} + Array Gain = 3 dBi
G_{ANT} : equal to the gain of the antenna having the highest gain
Array Gain = 0 dB (i.e., no array gain) for $N_{ANT} \leq 4$

For power spectral density (PSD) measurements:
Directional gain= G_{ANT} + Array Gain = 9.02 dBi
Array Gain = 10 log(N_{ANT}/N_{SS}) dB.
N_{ANT} : number of transmit antennas
N_{SS} : number of spatial streams, The worst case directional gain will occur when N_{SS} = 1

This report shall not be reproduced except in full, without the written approval of UL Verification Services (Guangzhou) Co., Ltd, Song Shan Lake Branch.

5.5. MEASURING INSTRUMENT AND SOFTWARE USED

R&S TS 8997 Test System					
Equipment	Manufacturer	Model No.	Serial No.	Last Cal.	Due. Date
Power sensor, Power Meter	R&S	OSP120	100921	Apr.02,2022	Apr.01,2023
Vector Signal Generator	R&S	SMBV100A	261637	Oct.17, 2022	Oct.16, 2023
Signal Generator	R&S	SMB100A	178553	Oct.17, 2022	Oct.16, 2023
Signal Analyzer	R&S	FSV40	101118	Oct.17, 2022	Oct.16, 2023

Software			
Description	Manufacturer	Name	Version
For R&S TS 8997 Test System	Rohde & Schwarz	EMC 32	10.60.10

This report shall not be reproduced except in full, without the written approval of UL Verification Services (Guangzhou) Co., Ltd, Song Shan Lake Branch.

6. DYNAMIC FREQUENCY SELECTION

6.1. APPLICABILITY OF DFS REQUIREMENTS

Table 1: Applicability of DFS Requirements Prior to Use of a Channel

Requirement	Operational Mode		
	☒ Master	☐ Client Without Radar Detection	☐ Client With Radar Detection
Non-Occupancy Period	Yes	Not required	Yes
DFS Detection Threshold	Yes	Not required	Yes
Channel Availability Check Time	Yes	Not required	Not required
U-NII Detection Bandwidth	Yes	Not required	Yes

Table 2: Applicability of DFS requirements during normal operation

Requirement	Operational Mode	
	☒ Master Device or Client with Radar Detection	☐ Client Without Radar Detection
DFS Detection Threshold	Yes	Not required
Channel Closing Transmission Time	Yes	Yes
Channel Move Time	Yes	Yes
U-NII Detection Bandwidth	Yes	Not required

Additional requirements for devices with multiple bandwidth modes	☒ Master Device or Client with Radar Detection	☐ Client Without Radar Detection
U-NII Detection Bandwidth and Statistical Performance Check	All BW modes must be tested	Not required
Channel Move Time and Channel Closing Transmission Time	Test using widest BW mode available	Test using the widest BW mode available for the link
All other tests	Any single BW mode	Not required
Note: Frequencies selected for statistical performance check should include several frequencies within the radar detection bandwidth and frequencies near the edge of the radar detection bandwidth. For 802.11 devices it is suggested to select frequencies in each of the bonded 20 MHz channels and the channel center frequency.		

This report shall not be reproduced except in full, without the written approval of UL Verification Services (Guangzhou) Co., Ltd, Song Shan Lake Branch.

6.2. LIMITS

(1) DFS Detection Thresholds

Table 3: DFS Detection Thresholds for Master Devices and Client Devices With Radar Detection

Maximum Transmit Power	Value (See Notes 1, 2, and 3)
EIRP ≥ 200 milliwatt	-64 dBm
EIRP < 200 milliwatt and power spectral density < 10 dBm/MHz	-62 dBm
EIRP < 200 milliwatt that do not meet the power spectral density requirement	-64 dBm
Note 1: This is the level at the input of the receiver assuming a 0 dBi receive antenna. Note 2: Throughout these test procedures an additional 1 dB has been added to the amplitude of the test transmission waveforms to account for variations in measurement equipment. This will ensure that the test signal is at or above the detection threshold level to trigger a DFS response. Note3: EIRP is based on the highest antenna gain. For MIMO devices refer to KDB Publication 662911 D01.	

(2) DFS Response Requirements

Table 4: DFS Response Requirement Values

Parameter	Value
Non-occupancy period	Minimum 30 minutes
Channel Availability Check Time	60 seconds
Channel Move Time	10 seconds See Note 1.
Channel Closing Transmission Time	200 milliseconds + an aggregate of 60 milliseconds over remaining 10 second period. See Notes 1 and 2.
U-NII Detection Bandwidth	Minimum 100% of the U-NII 99% transmission power bandwidth. See Note 3.
Note 1: Channel Move Time and the Channel Closing Transmission Time should be performed with Radar Type 0. The measurement timing begins at the end of the Radar Type 0 burst. Note 2: The Channel Closing Transmission Time is comprised of 200 milliseconds starting at the beginning of the Channel Move Time plus any additional intermittent control signals required facilitating a Channel move (an aggregate of 60 milliseconds) during the remainder of the 10 second period. The aggregate duration of control signals will not count quiet periods in between transmissions. Note 3: During the U-NII Detection Bandwidth detection test, radar type 0 should be used. For each frequency step the minimum percentage of detection is 90 percent. Measurements are performed with no data traffic.	

This report shall not be reproduced except in full, without the written approval of UL Verification Services (Guangzhou) Co., Ltd, Song Shan Lake Branch.

6.3. PARAMETERS OF RADAR TEST WAVEFORMS

This section provides the parameters for required test waveforms, minimum percentage of successful detections, and the minimum number of trials that must be used for determining DFS conformance. Step intervals of 0.1 microsecond for Pulse Width, 1 microsecond for PRI, 1 MHz for chirp width and 1 for the number of pulses will be utilized for the random determination of specific test waveforms.

Table 5 Short Pulse Radar Test Waveforms

Radar Type	Pulse Width (µsec)	PRI (µsec)	Number of Pulses	Minimum Percentage of Successful Detection	Minimum Number of Trials
0	1	1428	18	See Note 1	See Note 1
1	1	Test A	$\text{Roundup}\left\{\left(\frac{1}{360}\right)\cdot\left(\frac{19\cdot 10^6}{\text{PRI}_{\mu sec}}\right)\right\}$	60%	30
		Test B			
2	1-5	150-230	23-29	60%	30
3	6-10	200-500	16-18	60%	30
4	11-20	200-500	12-16	60%	30
Aggregate (Radar Types 1-4)				80%	120

Note 1: Short Pulse Radar Type 0 should be used for the detection bandwidth test, channel move time, and channel closing time tests.
Test A: 15 unique PRI values randomly selected from the list of 23 PRI values in Table 5a
Test B: 15 unique PRI values randomly selected within the range of 518-3066 µsec, with a minimum increment of 1 µsec, excluding PRI values selected in Test A

A minimum of 30 unique waveforms are required for each of the Short Pulse Radar Types 2 through 4. If more than 30 waveforms are used for Short Pulse Radar Types 2 through 4, then each additional waveform must also be unique and not repeated from the previous waveforms. If more than 30 waveforms are used for Short Pulse Radar Type 1, then each additional waveform is generated with Test B and must also be unique and not repeated from the previous waveforms in Tests A or B. Test aggregate is average of the percentage of successful detections of short pulse radar types 1-4.

This report shall not be reproduced except in full, without the written approval of UL Verification Services (Guangzhou) Co., Ltd, Song Shan Lake Branch.

Long Pulse Radar Test Waveform

Radar Type	Pulse Width (µsec)	Chirp Width (MHz)	PRI (µsec)	Number of Pulses per Burst	Number of Bursts	Minimum Percentage of Successful Detection	Minimum Number of Trials
5	50-100	5-20	1000-2000	1-3	8-20	80%	30

The parameters for this waveform are randomly chosen. Thirty unique waveforms are required for the Long Pulse Radar Type waveforms. If more than 30 waveforms are used for the Long Pulse Radar Type waveforms, then each additional waveform must also be unique and not repeated from the previous waveforms.

Frequency Hopping Radar Test Waveform

Radar Type	Pulse Width (µsec)	Chirp Width (MHz)	PRI (µsec)	Number of Pulses per Burst	Number of Bursts	Minimum Percentage of Successful Detection	Minimum Number of Trials
6	1	333	9	0.333	300	70%	30

For the Frequency Hopping Radar Type, the same Burst parameters are used for each waveform. The hopping sequence is different for each waveform and a 100-length segment is selected from the hopping sequence defined by the following algorithm: 4.
The first frequency in a hopping sequence is selected randomly from the group of 475 integer frequencies from 5250 – 5724MHz. Next, the frequency that was just chosen is removed from the group and a frequency is randomly selected from the remaining 474 frequencies in the group. This process continues until all 475 frequencies are chosen for the set. For selection of a random frequency, the frequencies remaining within the group are always treated as equally likely.

This report shall not be reproduced except in full, without the written approval of UL Verification Services (Guangzhou) Co., Ltd, Song Shan Lake Branch.

6.4. TEST SETUP

Setup for Master with injection at the Master.

7.2.1 Setup for Master with injection at the Master

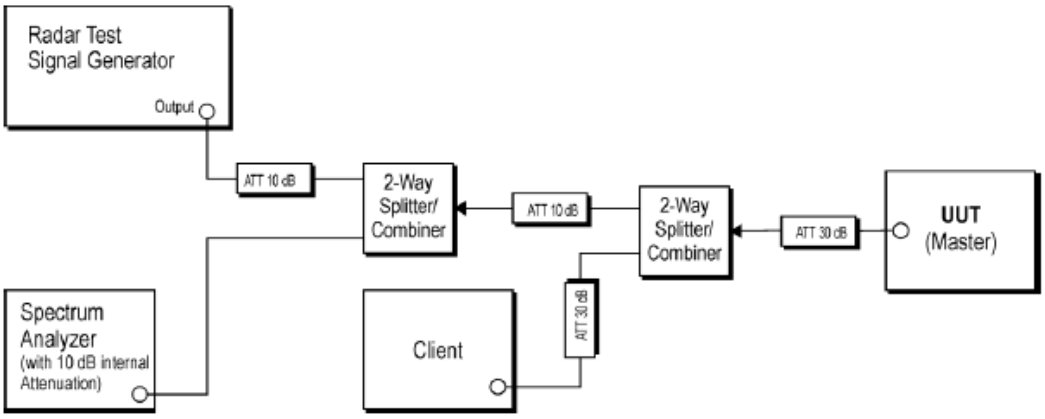

Figure 2: Example Conducted Setup where UUT is a Master and Radar Test Waveforms are injected into the Master

Support Equipment

Item	Equipment	Brand Name	Model Name	Remarks
1	Laptop	Lenovo	Legion Y7000P IAH7	/
2	SWITCHING POWER SUPPLY	tp-link	S065PQ1200500	Input: AC 100-240 V, 50 / 60 Hz, 1.8 A Output: DC 12.0 V, 5.0 A, 60.0 W
3	SWITCHING POWER SUPPLY	tp-link	T150500-DT	Input: AC 100-240 V, 50 / 60 Hz, 2.0 A Output: DC 15.0 V, 5.0 A, 75.0 W

Note: We have pre-test the two SWITCHING POWER SUPPLY, only the worst data on S065PQ1200500 SWITCHING POWER SUPPLY usage was recorded in the report.

6.5. TEST PROCEDURE

Please refer to KDB 905462 D02 UNII DFS Compliance Procedures New Rules v02 Clause 7.8.

This report shall not be reproduced except in full, without the written approval of UL Verification Services (Guangzhou) Co., Ltd, Song Shan Lake Branch.

7. TEST RESULT

7.1. Appendix A: DFS Detection Thresholds

7.1.1. Test Result

Test Mode	Channel	Radar Type	Result
11BE20MIMO	5500	Type0	-65.60
		Type1	-65.39
		Type2	-64.78
		Type3	-65.07
		Type4	-64.99
		Type5	-65.30
		Type6	-65.47
11BE40MIMO	5510	Type0	-64.74
		Type1	-64.61
		Type2	-64.51
		Type3	-64.17
		Type4	-64.12
		Type5	-64.07
		Type6	-65.81
11BE80MIMO	5530	Type0	-65.19
		Type1	-64.91
		Type2	-64.88
		Type3	-64.77
		Type4	-64.33
		Type5	-64.52
		Type6	-64.52
11BE160MIMO	5570	Type0	-64.97
		Type1	-64.74
		Type2	-64.40
		Type3	-64.35
		Type4	-64.47
		Type5	-64.54
		Type6	-64.74
11BE240MIMO	5610	Type0	-64.74
		Type1	-64.07
		Type2	-64.42
		Type3	-63.69
		Type4	-63.88
		Type5	-64.38
		Type6	-65.22

This report shall not be reproduced except in full, without the written approval of UL Verification Services (Guangzhou) Co., Ltd, Song Shan Lake Branch.

7.1.1. Test Graphs

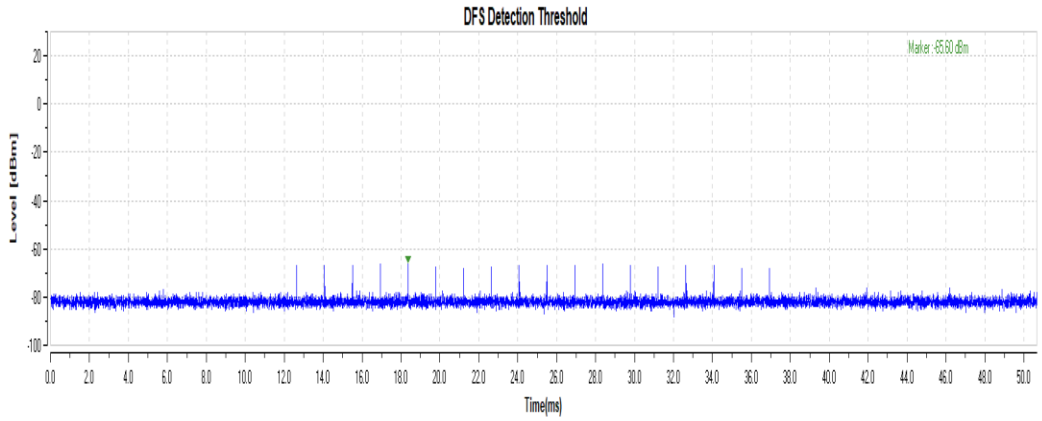

11BE20MIMO_5500_Type0

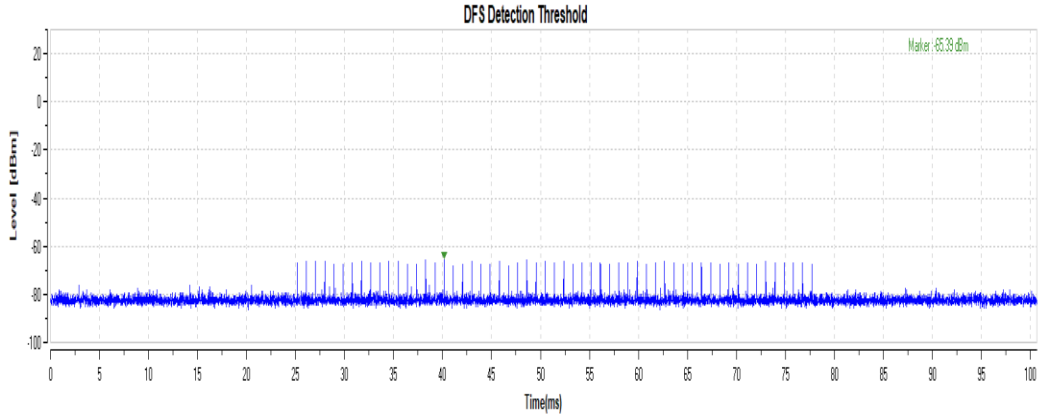

11BE20MIMO_5500_Type1

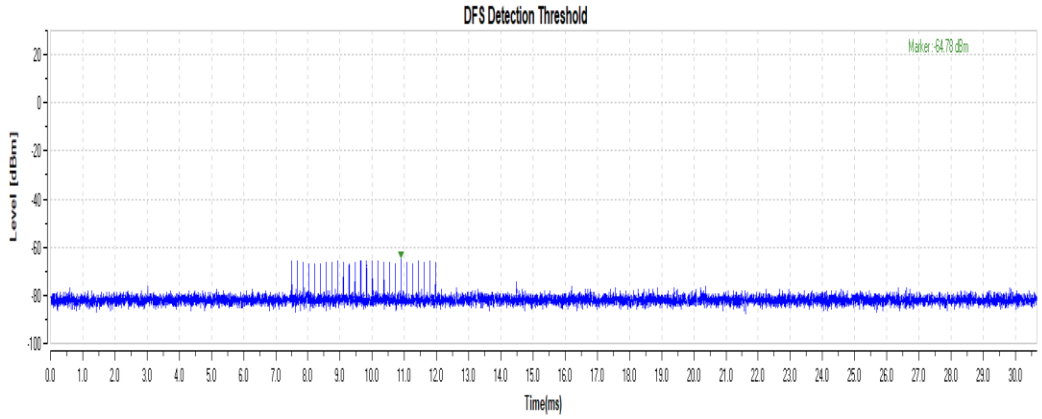

11BE20MIMO_5500_Type2

This report shall not be reproduced except in full, without the written approval of UL Verification Services (Guangzhou) Co., Ltd, Song Shan Lake Branch.

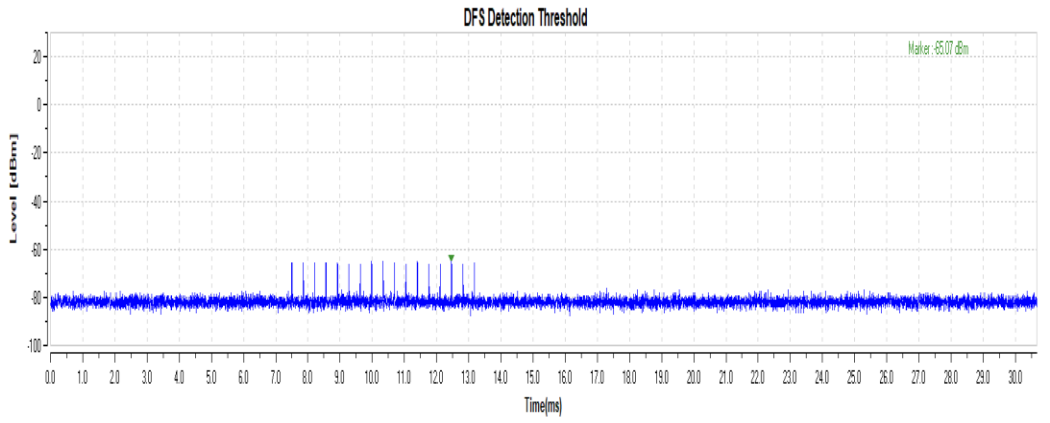

11BE20MIMO_5500_Type3

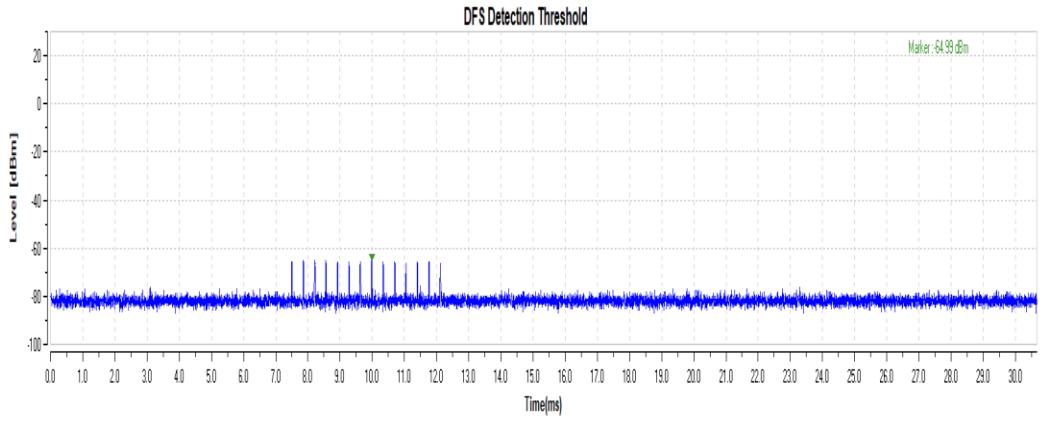

11BE20MIMO_5500_Type4

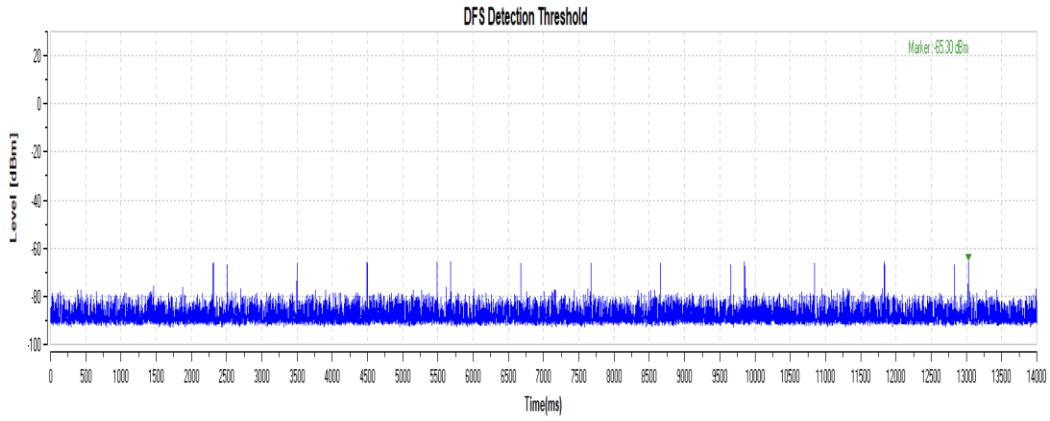

11BE20MIMO_5500_Type5

This report shall not be reproduced except in full, without the written approval of UL Verification Services (Guangzhou) Co., Ltd, Song Shan Lake Branch.

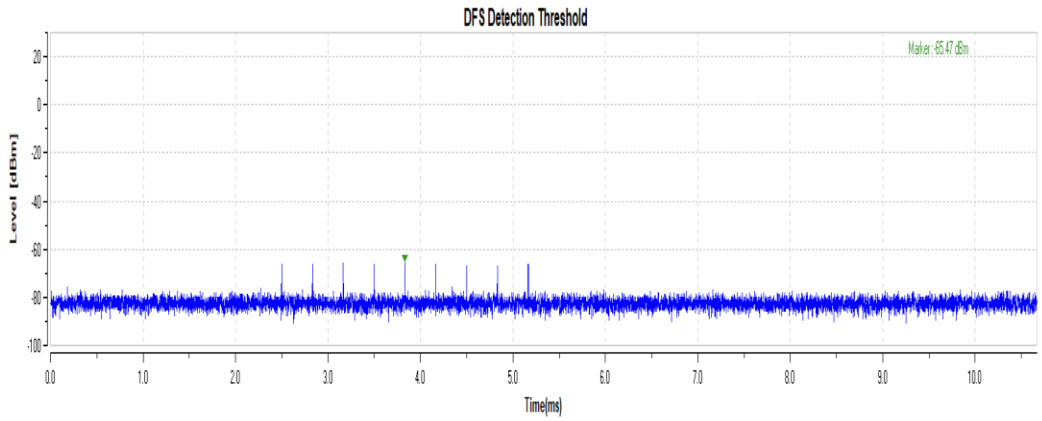

11BE20MIMO_5500_Type6

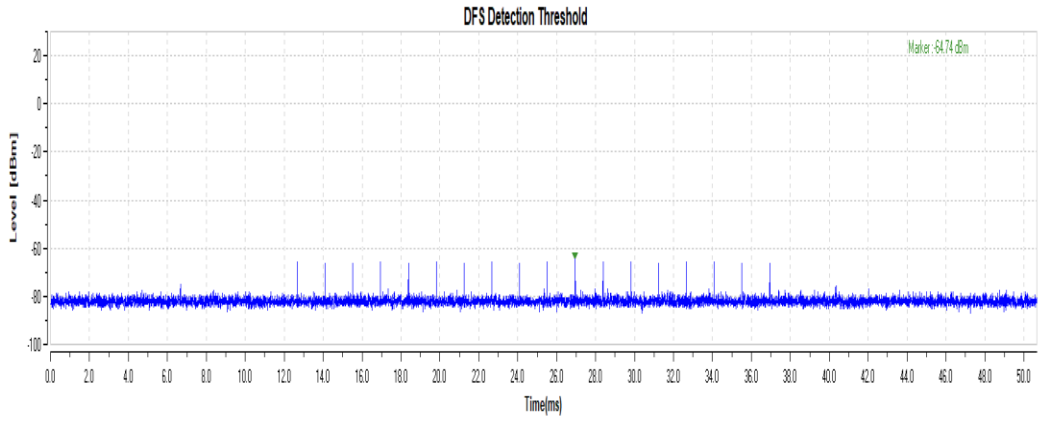

11BE40MIMO_5510_Type0

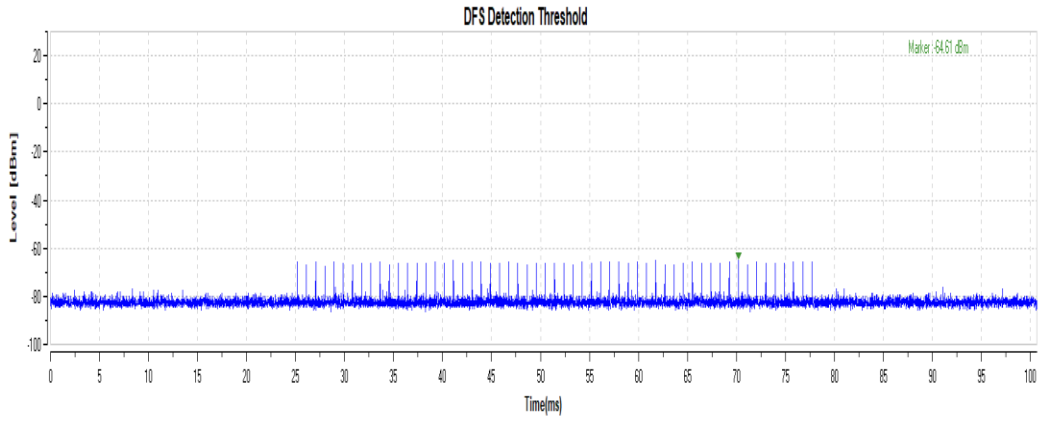

11BE40MIMO_5510_Type1

This report shall not be reproduced except in full, without the written approval of UL Verification Services (Guangzhou) Co., Ltd, Song Shan Lake Branch.

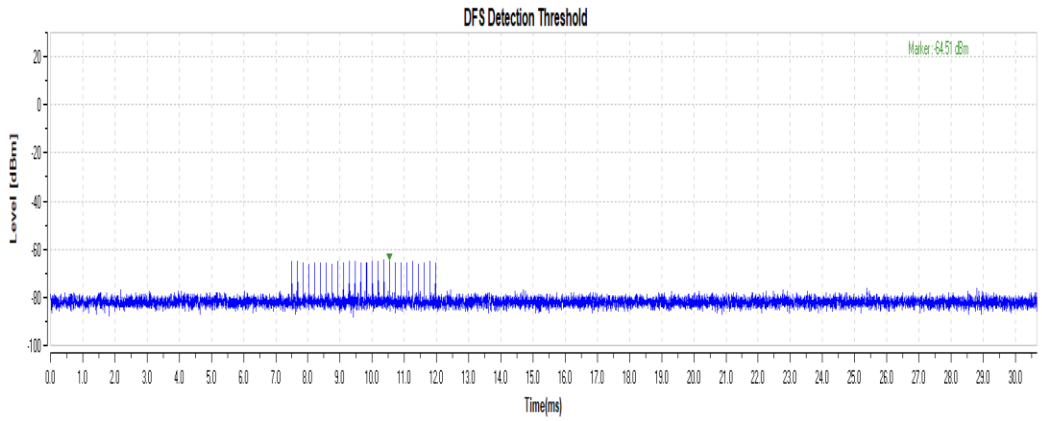

11BE40MIMO_5510_Type2

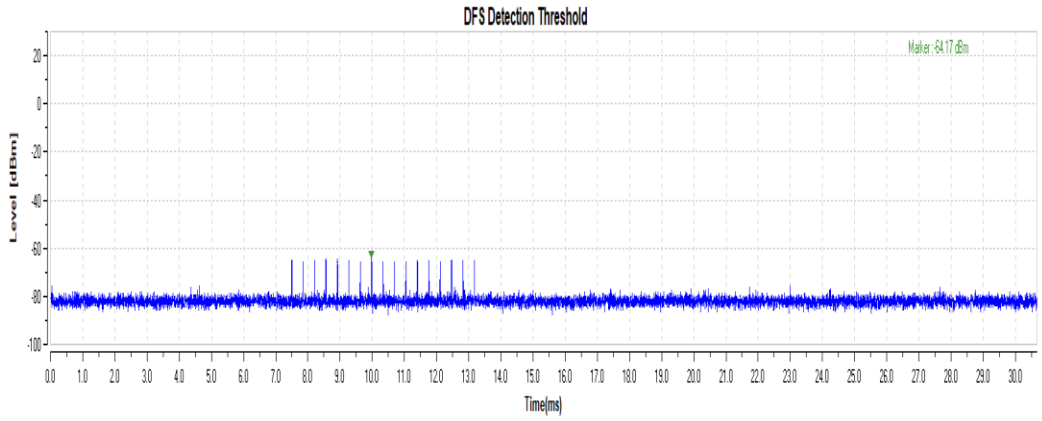

11BE40MIMO_5510_Type3

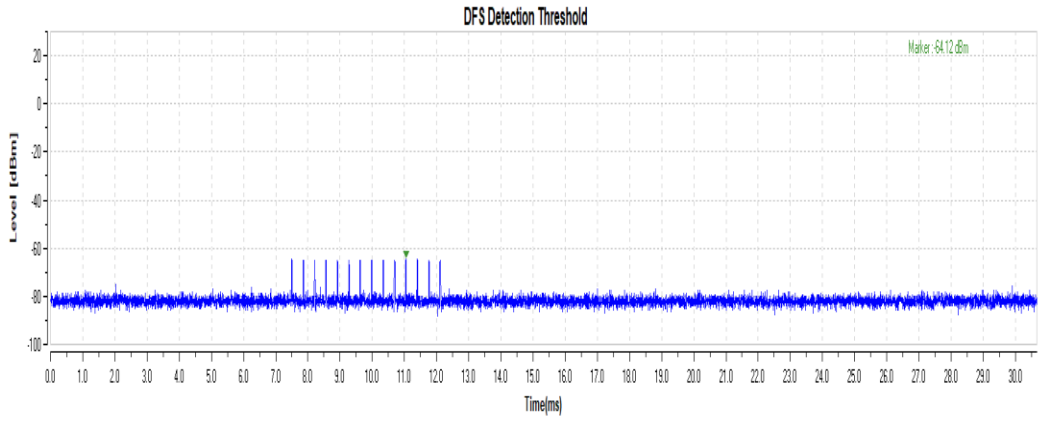

11BE40MIMO_5510_Type4

This report shall not be reproduced except in full, without the written approval of UL Verification Services (Guangzhou) Co., Ltd, Song Shan Lake Branch.

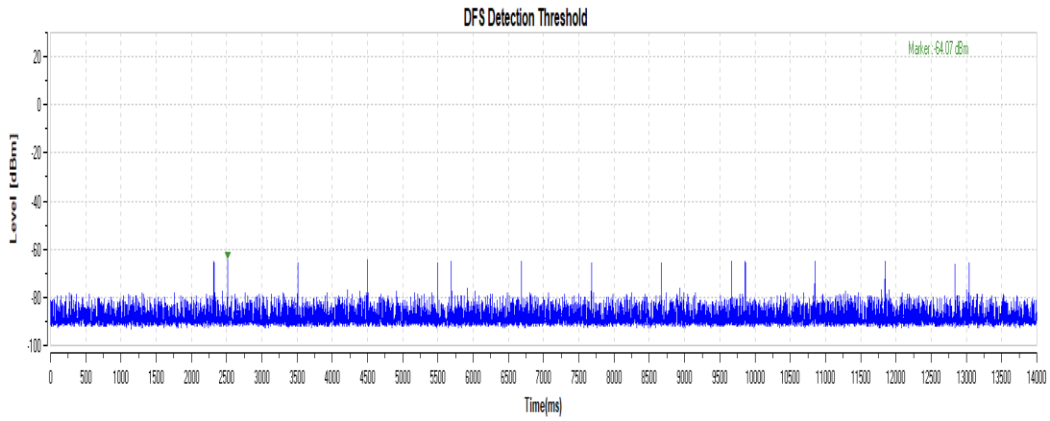

11BE40MIMO_5510_Type5

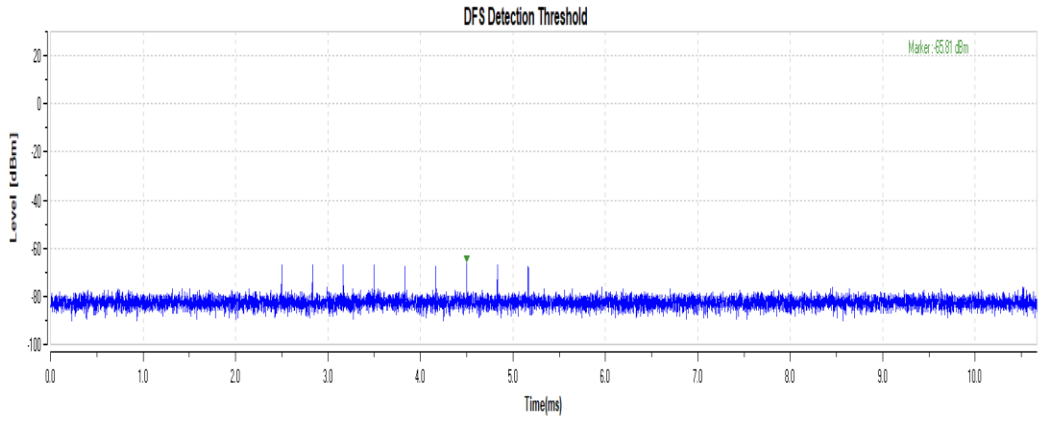

11BE40MIMO_5510_Type6

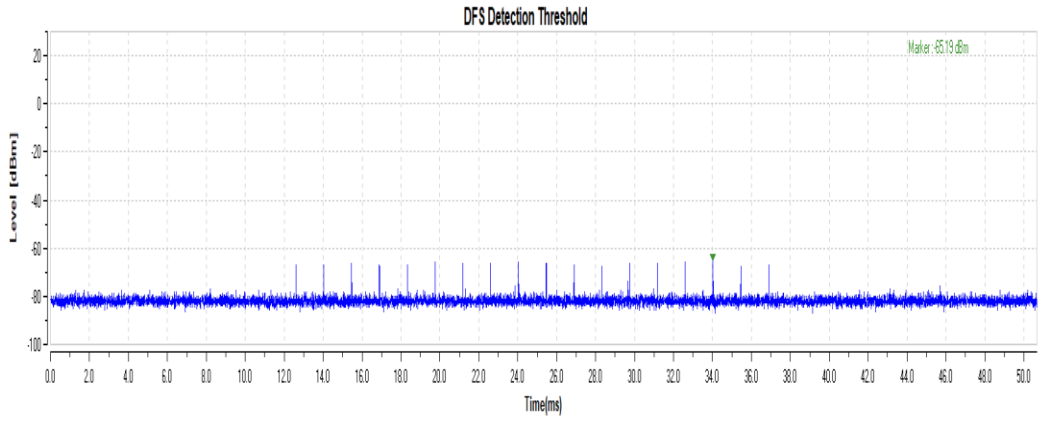

11BE80MIMO_5530_Type0

This report shall not be reproduced except in full, without the written approval of UL Verification Services (Guangzhou) Co., Ltd, Song Shan Lake Branch.

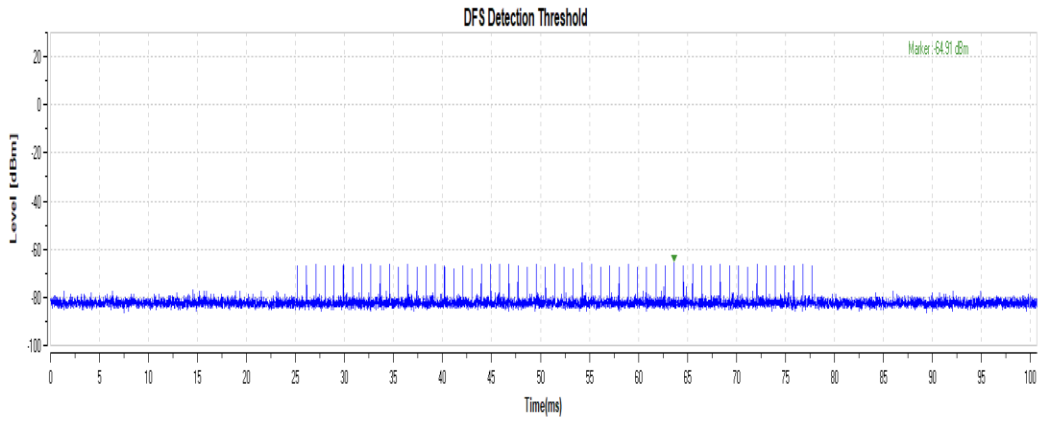

11BE80MIMO_5530_Type1

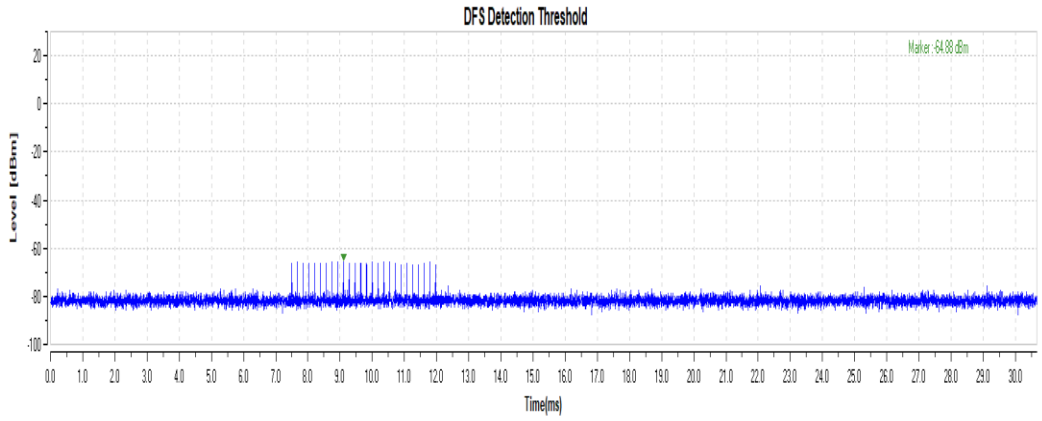

11BE80MIMO_5530_Type2

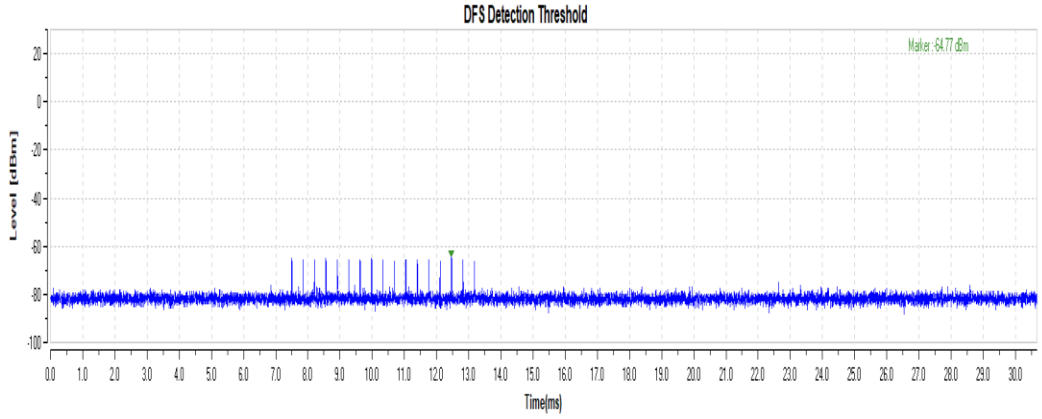

11BE80MIMO_5530_Type3

This report shall not be reproduced except in full, without the written approval of UL Verification Services (Guangzhou) Co., Ltd, Song Shan Lake Branch.

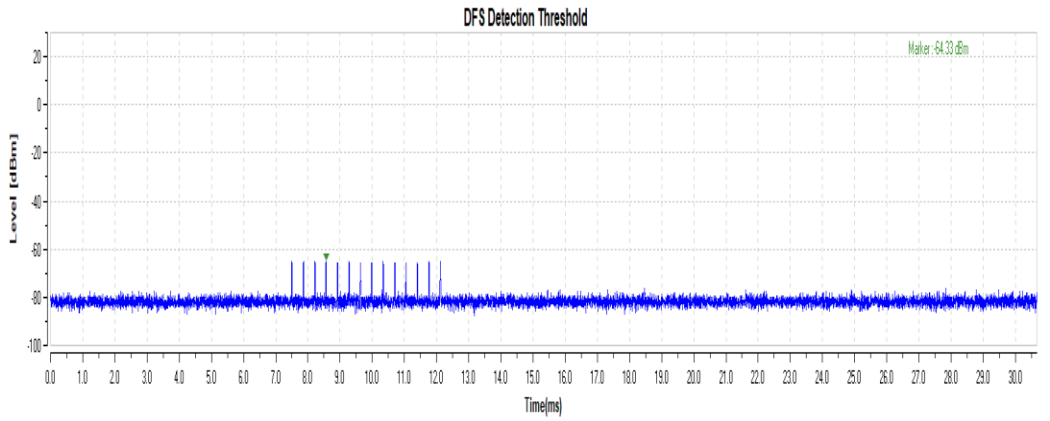

11BE80MIMO_5530_Type4

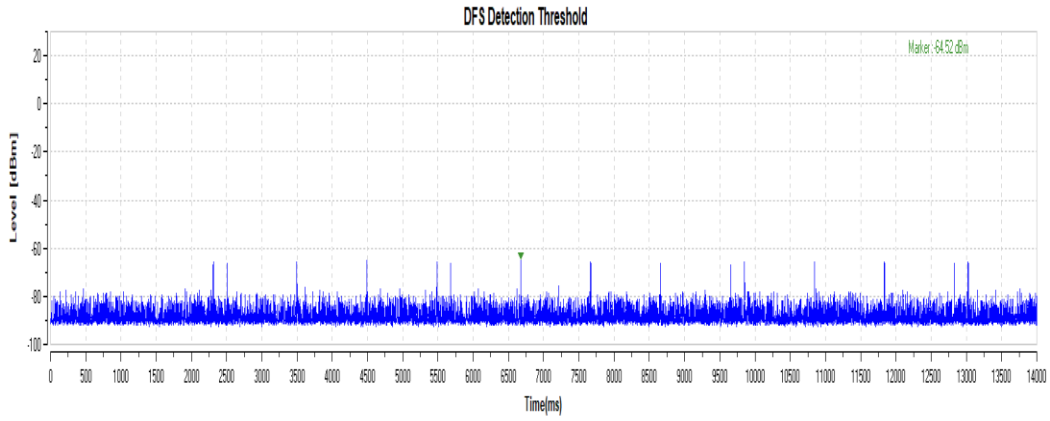

11BE80MIMO_5530_Type5

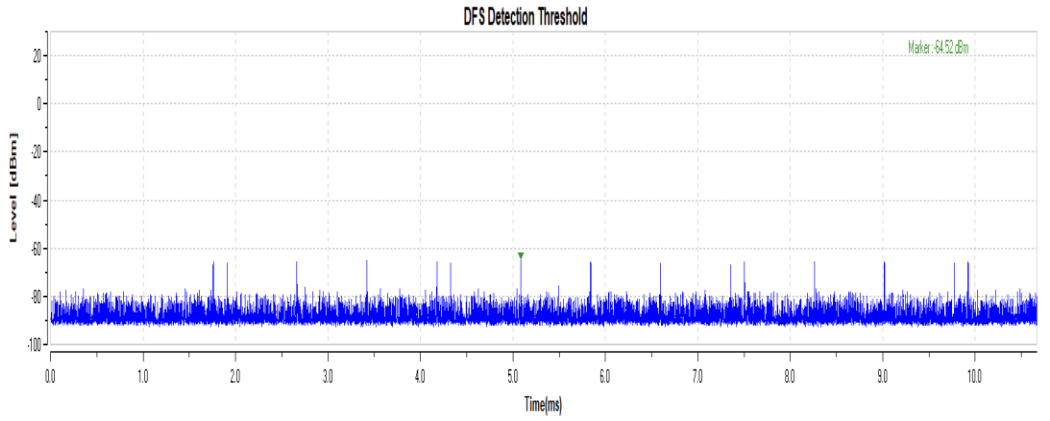

11BE80MIMO_5530_Type6

This report shall not be reproduced except in full, without the written approval of UL Verification Services (Guangzhou) Co., Ltd, Song Shan Lake Branch.

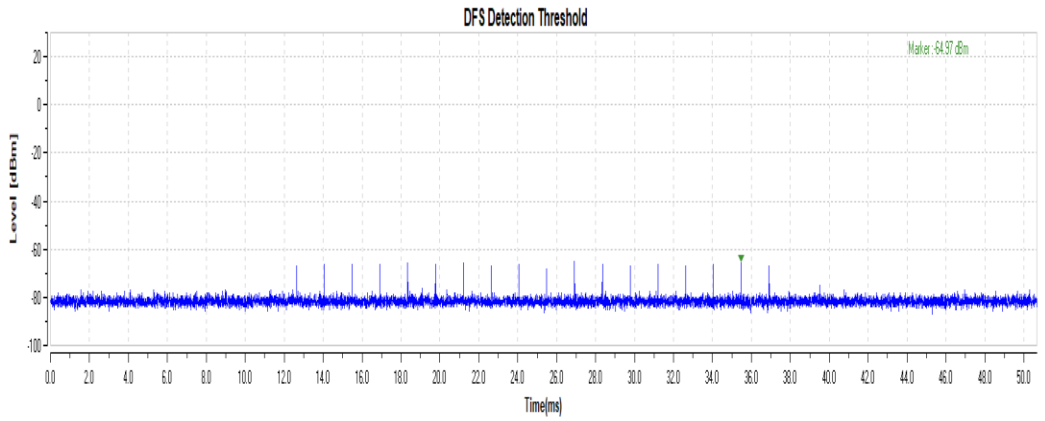

11BE160MIMO_5570_Type0

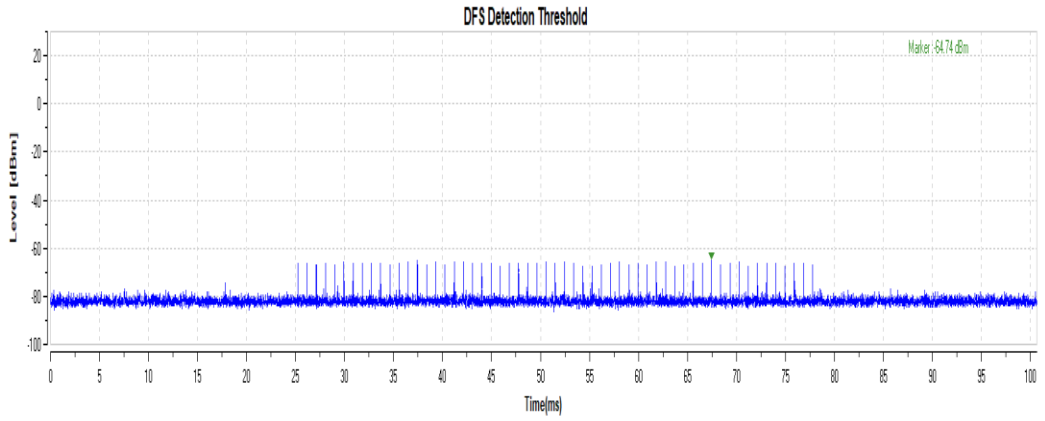

11BE160MIMO_5570_Type1

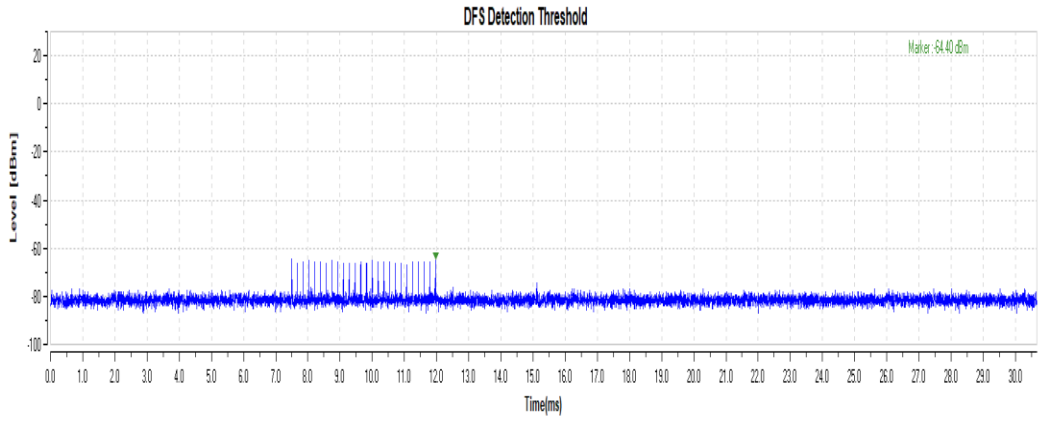

11BE160MIMO_5570_Type2

This report shall not be reproduced except in full, without the written approval of UL Verification Services (Guangzhou) Co., Ltd, Song Shan Lake Branch.

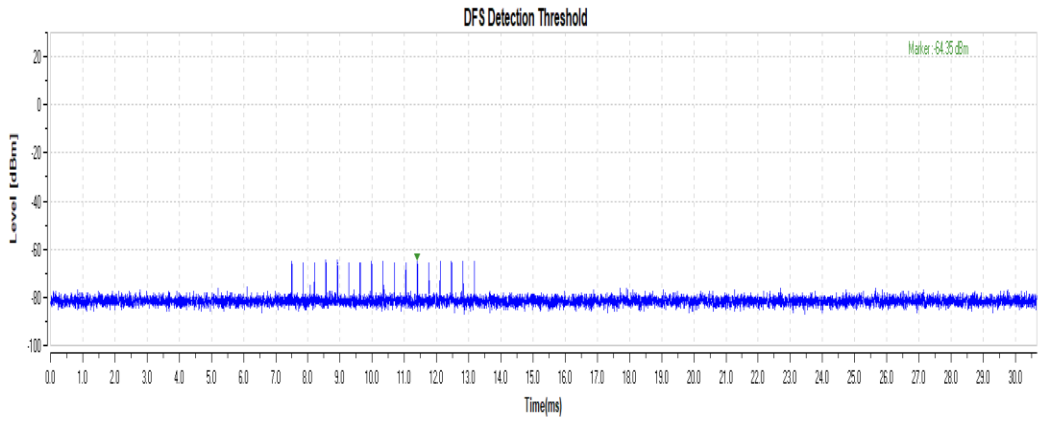

11BE160MIMO_5570_Type3

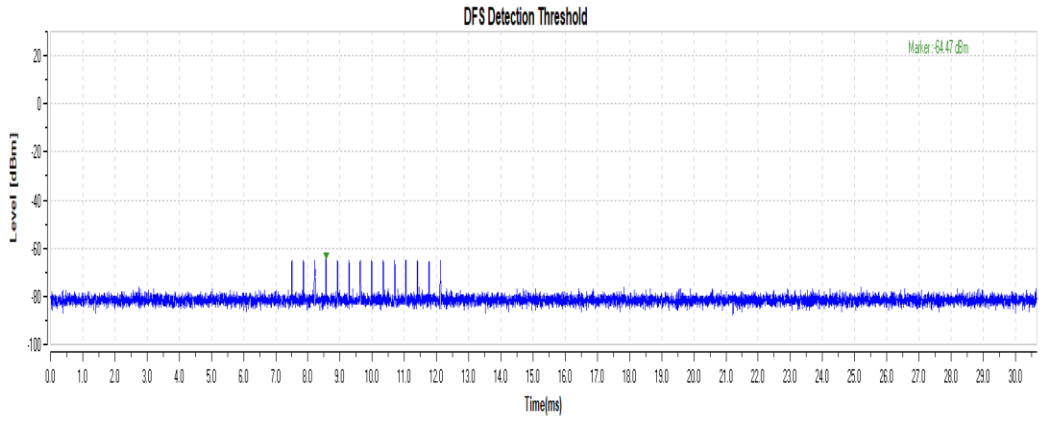

11BE160MIMO_5570_Type4

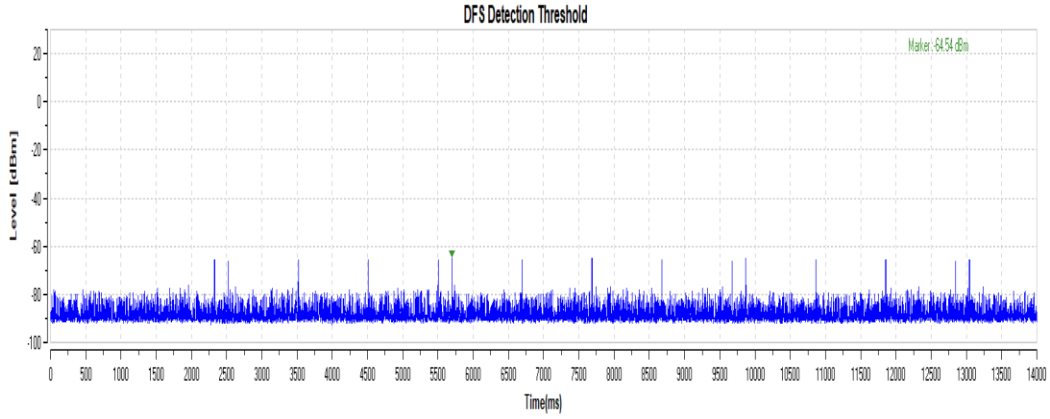

11BE160MIMO_5570_Type5

This report shall not be reproduced except in full, without the written approval of UL Verification Services (Guangzhou) Co., Ltd, Song Shan Lake Branch.

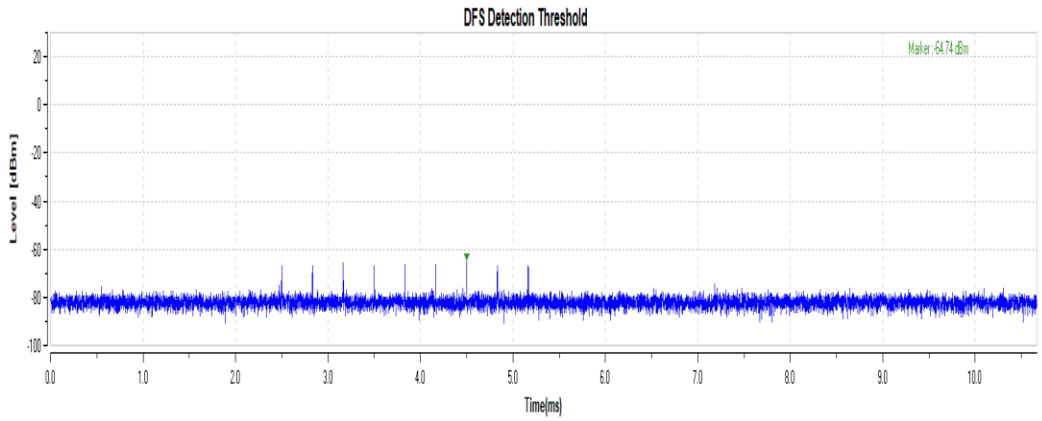

11BE160MIMO_5570_Type6

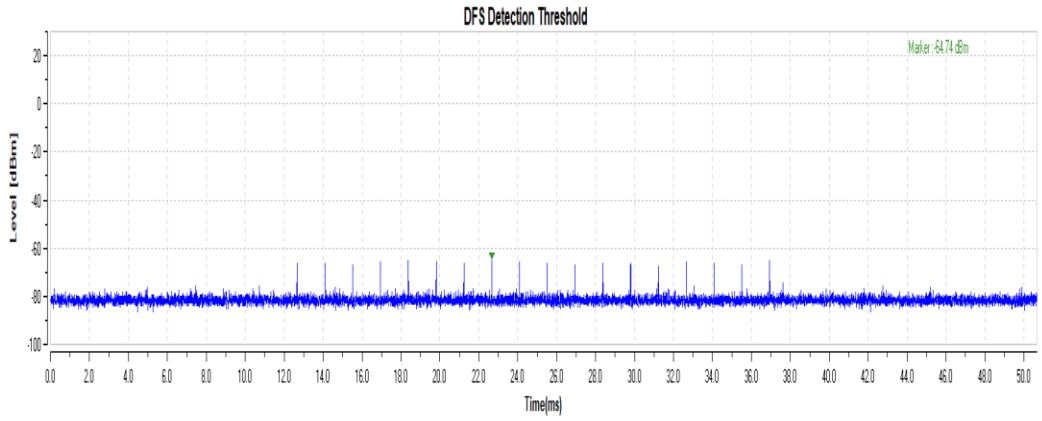

11BE240MIMO_5610_Type0

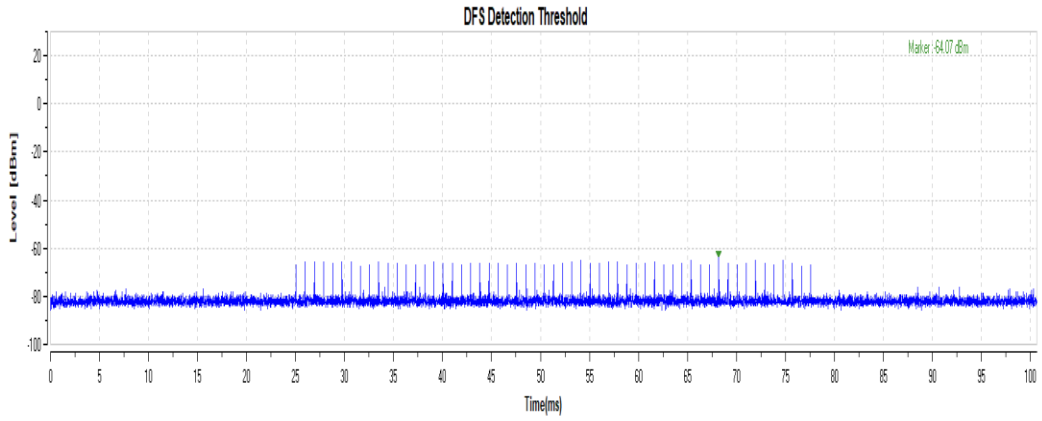

11BE240MIMO_5610_Type1

This report shall not be reproduced except in full, without the written approval of UL Verification Services (Guangzhou) Co., Ltd, Song Shan Lake Branch.

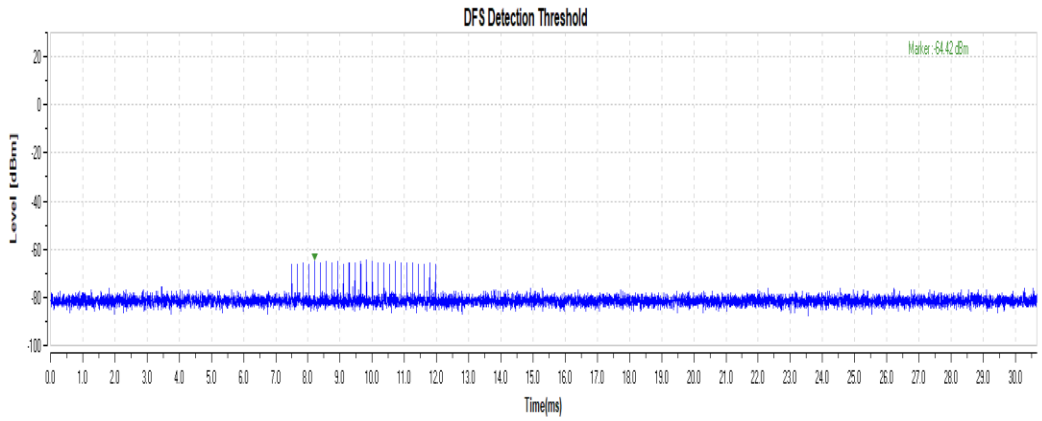

11BE240MIMO_5610_Type2

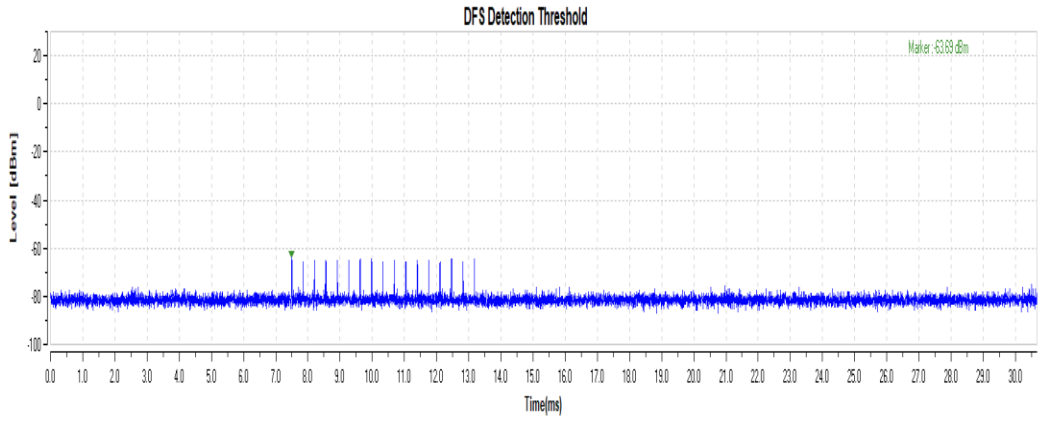

11BE240MIMO_5610_Type3

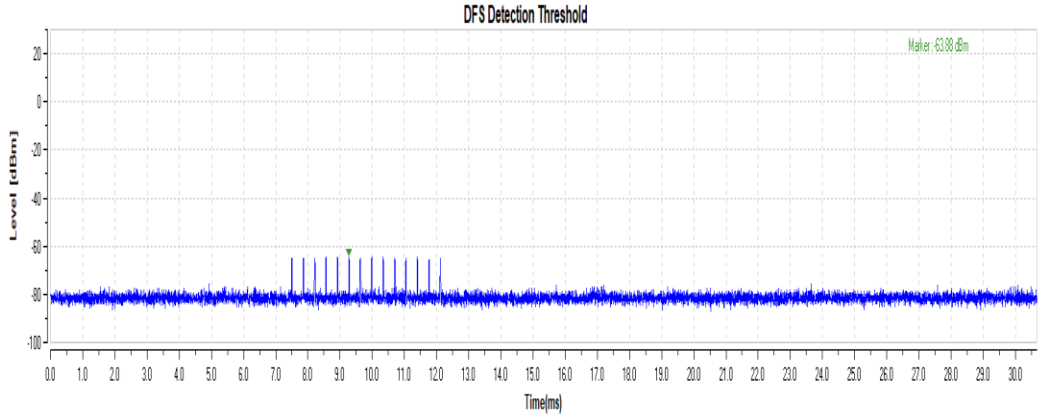

11BE240MIMO_5610_Type4

This report shall not be reproduced except in full, without the written approval of UL Verification Services (Guangzhou) Co., Ltd, Song Shan Lake Branch.

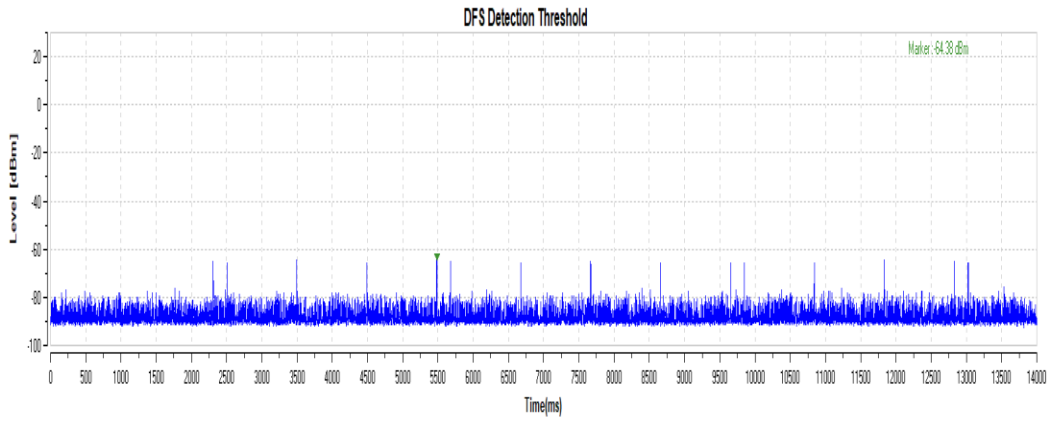

11BE240MIMO_5610_Type5

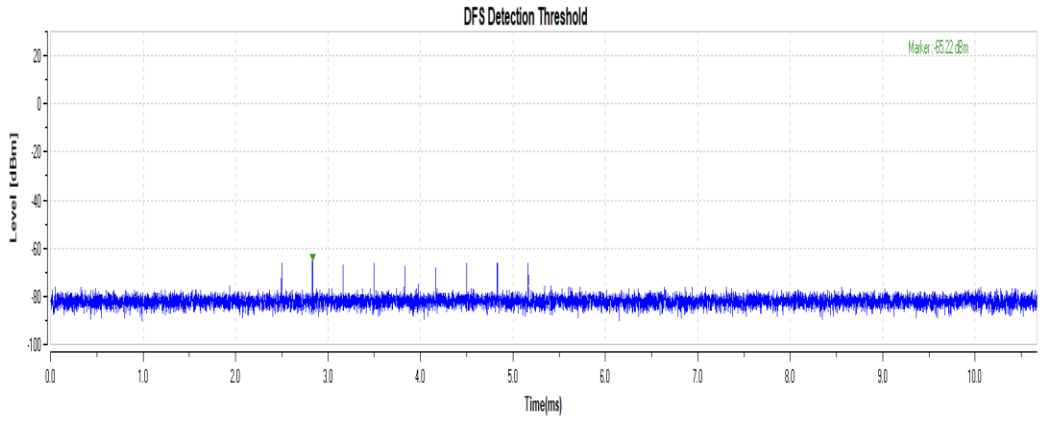

11BE240MIMO_5610_Type6

This report shall not be reproduced except in full, without the written approval of UL Verification Services (Guangzhou) Co., Ltd, Song Shan Lake Branch.

7.2. Appendix B: Channel Availability Check Time

7.2.1. Test Result

Test Mode	Channel	Result	Verdict
11BE20MIMO	5500	See test Graph	PASS
11BE240MIMO	5610	See test Graph	PASS

Test Mode	Channel	Result	Verdict
11BE20MIMO	5500	See test Graph	PASS
11BE240MIMO	5610	See test Graph	PASS

Test Mode	Channel	Result	Verdict
11BE20MIMO	5500	See test Graph	PASS
11BE240MIMO	5610	See test Graph	PASS

This report shall not be reproduced except in full, without the written approval of UL Verification Services (Guangzhou) Co., Ltd, Song Shan Lake Branch.

7.2.1. Test Graphs

Initial Channel Availability Check Time

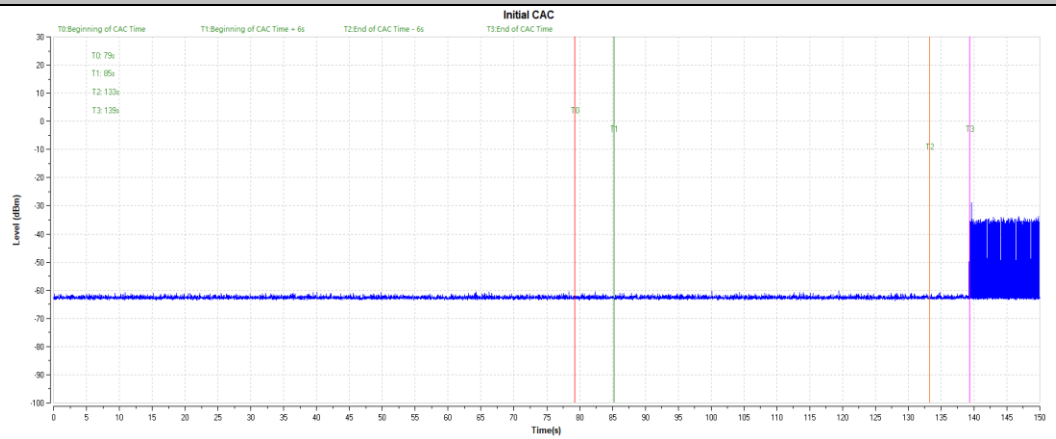

11BE20MIMO_5500

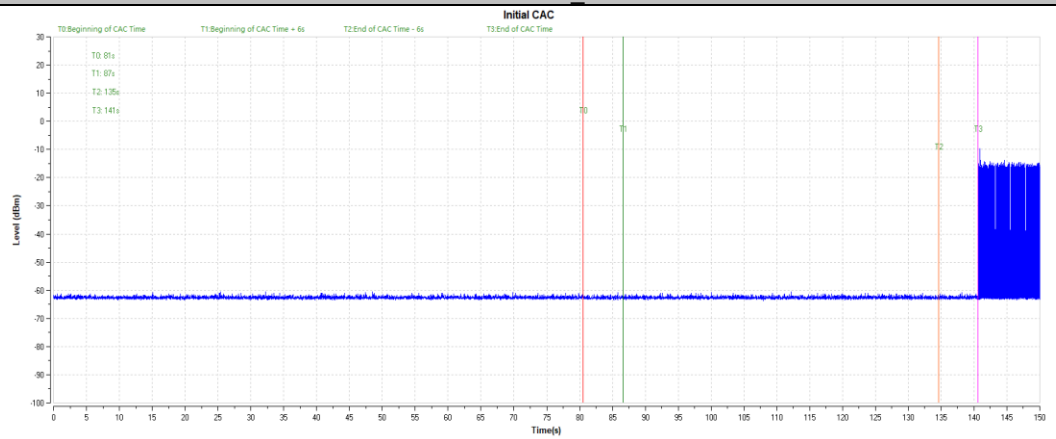

11BE240MIMO_5610

This report shall not be reproduced except in full, without the written approval of UL Verification Services (Guangzhou) Co., Ltd, Song Shan Lake Branch.

Beginning of Channel Availability Check Time

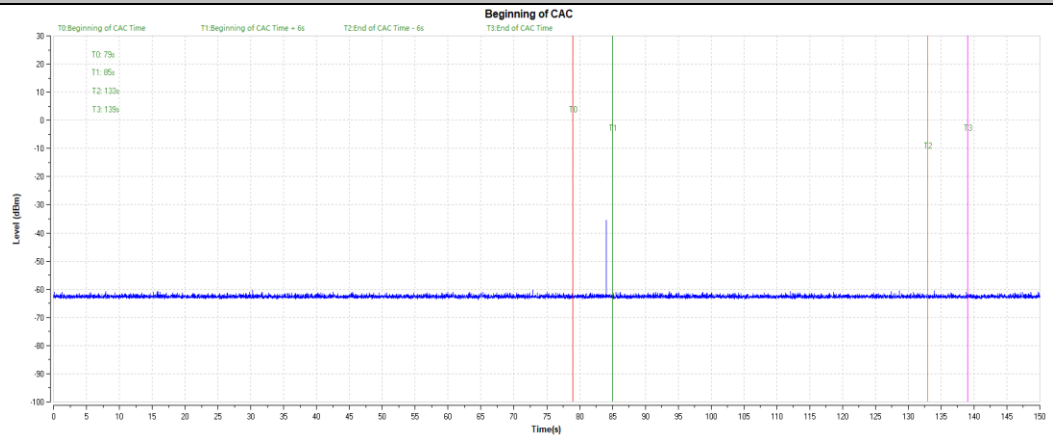

11BE20MIMO_5500

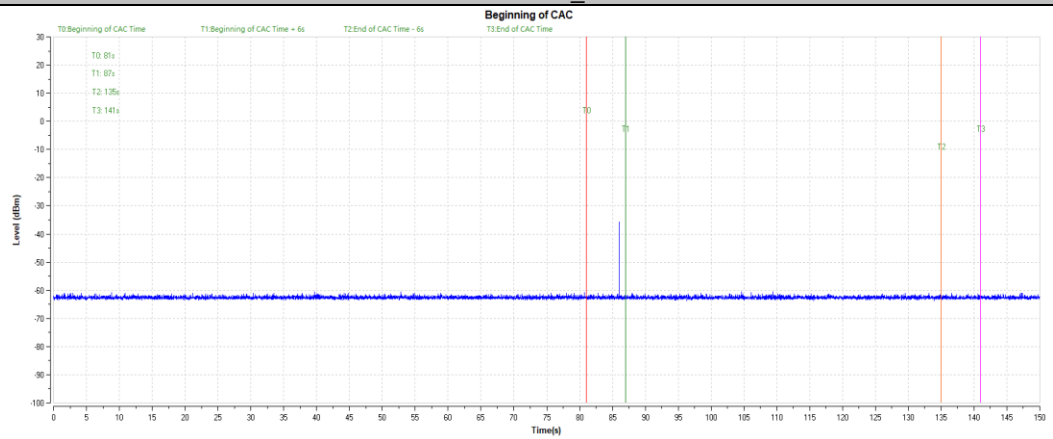

11BE240MIMO_5610

This report shall not be reproduced except in full, without the written approval of UL Verification Services (Guangzhou) Co., Ltd, Song Shan Lake Branch.

End of Channel Availability Check Time

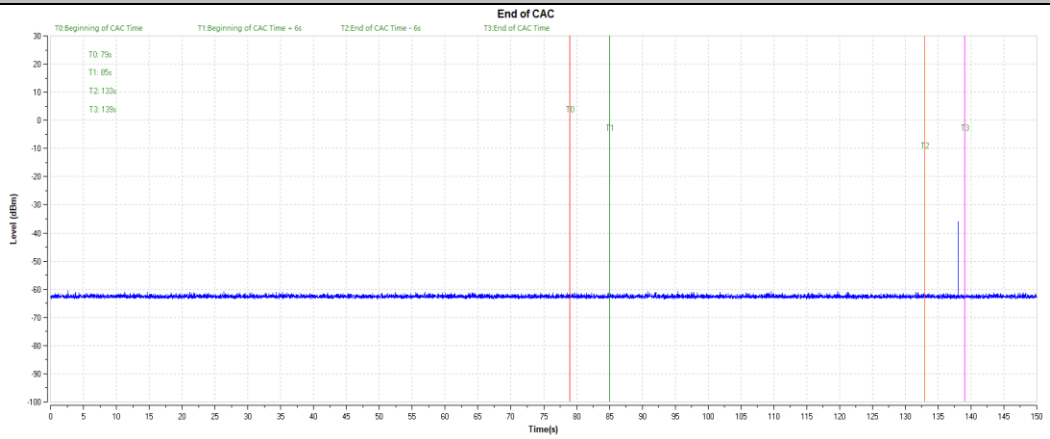

11BE20MIMO_5500

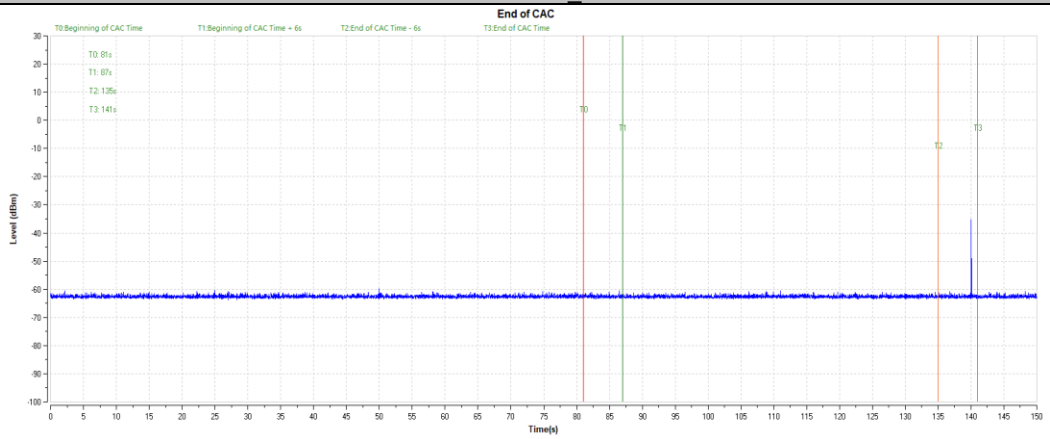

11BE240MIMO_5610

This report shall not be reproduced except in full, without the written approval of UL Verification Services (Guangzhou) Co., Ltd, Song Shan Lake Branch.

7.3. Appendix C: Channel Move Time and Channel Closing Transmission Time

7.3.1. Test Result

Test Mode	Channel	CCT[ms]	Limit[ms]	CMT[ms]	Limit[ms]	Verdict
11BE240MIMO	5610	200+0	200+60	0	10000	PASS

This report shall not be reproduced except in full, without the written approval of UL Verification Services (Guangzhou) Co., Ltd, Song Shan Lake Branch.

7.3.1. Test Graphs

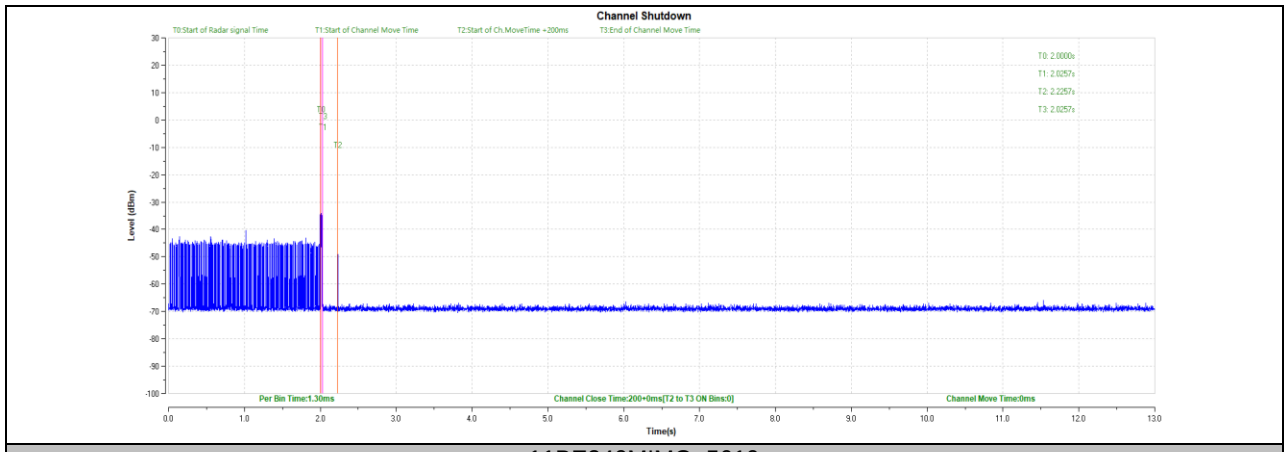

11BE240MIMO_5610

This report shall not be reproduced except in full, without the written approval of UL Verification Services (Guangzhou) Co., Ltd, Song Shan Lake Branch.

7.4. Appendix D: Non-Occupancy Period

7.4.1. Test Result

Test Mode	Channel	Result	Limit[s]	Verdict
11BE240MIMO	5610	see test graph	≥1800	PASS

This report shall not be reproduced except in full, without the written approval of UL Verification Services (Guangzhou) Co., Ltd, Song Shan Lake Branch.

7.4.1. Test Graphs

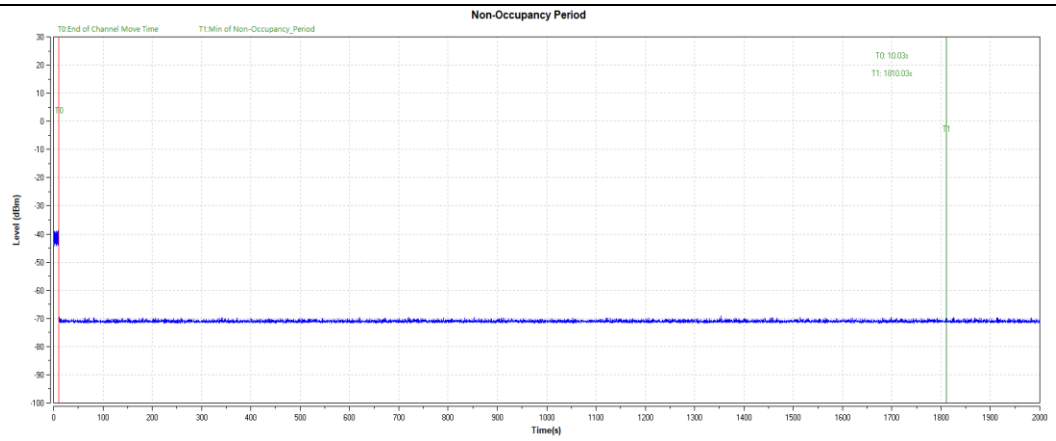

11BE240MIMO_5610

This report shall not be reproduced except in full, without the written approval of UL Verification Services (Guangzhou) Co., Ltd, Song Shan Lake Branch.

7.5. Appendix E: U-NII Detection Bandwidth

7.5.1. Test Result

Test Mode	Channel	Radar Type No.	Measured Detection Bandwidth (MHz)	99% Transmission power Bandwidth (MHz)	Result
11be20MIMO	5500	0	20	19.268000	PASS
11be40MIMO	5510	0	40	38.527000	PASS
11be80MIMO	5530	0	80	78.545000	PASS
11be160MIMO	5570	0	160	159.253000	PASS
11be240MIMO	5610	0	240	239.280000	PASS

Detection Bandwidth Detailed Results

11be20MIMO_5500 MHz					
Check Frequency (MHz)	Detection count	Percentage of Detection	Minimum Limit	Single Measurement Result	Single Measurement Comment
5485.000000	0 of 10	0 %	90%	FAIL	
5489.000000	0 of 10	0 %	90%	FAIL	
5490.000000	10 of 10	100 %	90%	PASS	Lower Limit
5495.000000	10 of 10	100 %	90%	PASS	
5500.000000	10 of 10	100 %	90%	PASS	
5505.000000	10 of 10	100 %	90%	PASS	
5510.000000	10 of 10	100 %	90%	PASS	Upper Limit
5511.000000	1 of 10	10 %	90%	FAIL	
5515.000000	0 of 10	0 %	90%	FAIL	

11be40MIMO_5510 MHz					
Check Frequency (MHz)	Detection count	Percentage of Detection	Minimum Limit	Single Measurement Result	Single Measurement Comment
5485.000000	0 of 10	0 %	90%	FAIL	
5489.000000	1 of 10	10 %	90%	FAIL	
5490.000000	10 of 10	100 %	90%	PASS	Lower Limit
5495.000000	10 of 10	100 %	90%	PASS	
5500.000000	10 of 10	100 %	90%	PASS	
5505.000000	10 of 10	100 %	90%	PASS	
5510.000000	10 of 10	100 %	90%	PASS	
5515.000000	10 of 10	100 %	90%	PASS	
5520.000000	10 of 10	100 %	90%	PASS	
5525.000000	10 of 10	100 %	90%	PASS	
5530.000000	10 of 10	100 %	90%	PASS	Upper Limit
5531.000000	0 of 10	0 %	90%	FAIL	
5535.000000	0 of 10	0 %	90%	FAIL	

This report shall not be reproduced except in full, without the written approval of UL Verification Services (Guangzhou) Co., Ltd, Song Shan Lake Branch.

11be80MIMO_5530 MHz					
Check Frequency (MHz)	Detection count	Percentage of Detection	Minimum Limit	Single Measurement Result	Single Measurement Comment
5485.000000	0 of 10	0 %	90%	FAIL	
5489.000000	0 of 10	0 %	90%	FAIL	
5490.000000	9 of 10	90 %	90%	PASS	Lower Limit
5495.000000	10 of 10	100 %	90%	PASS	
5500.000000	10 of 10	100 %	90%	PASS	
5505.000000	10 of 10	100 %	90%	PASS	
5510.000000	10 of 10	100 %	90%	PASS	
5515.000000	10 of 10	100 %	90%	PASS	
5520.000000	10 of 10	100 %	90%	PASS	
5525.000000	10 of 10	100 %	90%	PASS	
5530.000000	10 of 10	100 %	90%	PASS	
5535.000000	10 of 10	100 %	90%	PASS	
5540.000000	10 of 10	100 %	90%	PASS	
5545.000000	10 of 10	100 %	90%	PASS	
5550.000000	10 of 10	100 %	90%	PASS	
5555.000000	10 of 10	100 %	90%	PASS	
5560.000000	10 of 10	100 %	90%	PASS	
5565.000000	10 of 10	100 %	90%	PASS	
5570.000000	10 of 10	100 %	90%	PASS	Upper Limit
5571.000000	0 of 10	0 %	90%	FAIL	
5575.000000	0 of 10	0 %	90%	FAIL	

This report shall not be reproduced except in full, without the written approval of UL Verification Services (Guangzhou) Co., Ltd, Song Shan Lake Branch.

11be160MIMO_5570 MHz					
Check Frequency (MHz)	Detection count	Percentage of Detection	Minimum Limit	Single Measurement Result	Single Measurement Comment
5485.000000	0 of 10	0 %	90%	FAIL	
5489.000000	1 of 10	10 %	90%	FAIL	
5490.000000	10 of 10	100 %	90%	PASS	Lower Limit
5495.000000	9 of 10	90 %	90%	PASS	
5500.000000	9 of 10	90 %	90%	PASS	
5505.000000	10 of 10	100 %	90%	PASS	
5510.000000	10 of 10	100 %	90%	PASS	
5515.000000	10 of 10	100 %	90%	PASS	
5520.000000	10 of 10	100 %	90%	PASS	
5525.000000	10 of 10	100 %	90%	PASS	
5530.000000	10 of 10	100 %	90%	PASS	
5535.000000	10 of 10	100 %	90%	PASS	
5540.000000	10 of 10	100 %	90%	PASS	
5545.000000	10 of 10	100 %	90%	PASS	
5550.000000	10 of 10	100 %	90%	PASS	
5555.000000	10 of 10	100 %	90%	PASS	
5560.000000	10 of 10	100 %	90%	PASS	
5565.000000	10 of 10	100 %	90%	PASS	
5570.000000	9 of 10	90 %	90%	PASS	
5575.000000	10 of 10	100 %	90%	PASS	
5580.000000	10 of 10	100 %	90%	PASS	
5585.000000	10 of 10	100 %	90%	PASS	
5590.000000	10 of 10	100 %	90%	PASS	
5595.000000	10 of 10	100 %	90%	PASS	
5600.000000	10 of 10	100 %	90%	PASS	
5605.000000	10 of 10	100 %	90%	PASS	
5610.000000	10 of 10	100 %	90%	PASS	
5615.000000	10 of 10	100 %	90%	PASS	
5620.000000	10 of 10	100 %	90%	PASS	
5625.000000	10 of 10	100 %	90%	PASS	
5630.000000	10 of 10	100 %	90%	PASS	
5635.000000	10 of 10	100 %	90%	PASS	
5640.000000	10 of 10	100 %	90%	PASS	
5645.000000	10 of 10	100 %	90%	PASS	
5650.000000	10 of 10	100 %	90%	PASS	Upper Limit
5651.000000	0 of 10	0 %	90%	FAIL	
5655.000000	1 of 10	10 %	90%	FAIL	

This report shall not be reproduced except in full, without the written approval of UL Verification Services (Guangzhou) Co., Ltd, Song Shan Lake Branch.

11be240MIMO_5610 MHz					
Check Frequency (MHz)	Detection count	Percentage of Detection	Minimum Limit	Single Measurement Result	Single Measurement Comment
5485.000000	0 of 10	0 %	90%	FAIL	
5489.000000	0 of 10	0 %	90%	FAIL	
5490.000000	10 of 10	100 %	90%	PASS	Lower Limit
5495.000000	10 of 10	100 %	90%	PASS	
5500.000000	10 of 10	100 %	90%	PASS	
5505.000000	10 of 10	100 %	90%	PASS	
5510.000000	10 of 10	100 %	90%	PASS	
5515.000000	10 of 10	100 %	90%	PASS	
5520.000000	10 of 10	100 %	90%	PASS	
5525.000000	10 of 10	100 %	90%	PASS	
5530.000000	9 of 10	90 %	90%	PASS	
5535.000000	10 of 10	100 %	90%	PASS	
5540.000000	10 of 10	100 %	90%	PASS	
5545.000000	10 of 10	100 %	90%	PASS	
5550.000000	10 of 10	100 %	90%	PASS	
5555.000000	10 of 10	100 %	90%	PASS	
5560.000000	10 of 10	100 %	90%	PASS	
5565.000000	9 of 10	90 %	90%	PASS	
5570.000000	10 of 10	100 %	90%	PASS	
5575.000000	10 of 10	100 %	90%	PASS	
5580.000000	9 of 10	90 %	90%	PASS	
5585.000000	10 of 10	100 %	90%	PASS	
5590.000000	10 of 10	100 %	90%	PASS	
5595.000000	10 of 10	100 %	90%	PASS	
5600.000000	10 of 10	100 %	90%	PASS	
5605.000000	10 of 10	100 %	90%	PASS	
5610.000000	9 of 10	90 %	90%	PASS	
5615.000000	9 of 10	90 %	90%	PASS	
5620.000000	10 of 10	100 %	90%	PASS	
5625.000000	10 of 10	100 %	90%	PASS	
5630.000000	10 of 10	100 %	90%	PASS	
5635.000000	10 of 10	100 %	90%	PASS	
5640.000000	10 of 10	100 %	90%	PASS	
5645.000000	10 of 10	100 %	90%	PASS	
5650.000000	10 of 10	100 %	90%	PASS	
5655.000000	10 of 10	100 %	90%	PASS	
5660.000000	10 of 10	100 %	90%	PASS	
5665.000000	10 of 10	100 %	90%	PASS	
5670.000000	10 of 10	100 %	90%	PASS	
5675.000000	10 of 10	100 %	90%	PASS	
5680.000000	10 of 10	100 %	90%	PASS	
5685.000000	10 of 10	100 %	90%	PASS	
5690.000000	10 of 10	100 %	90%	PASS	
5695.000000	10 of 10	100 %	90%	PASS	
5700.000000	10 of 10	100 %	90%	PASS	
5705.000000	10 of 10	100 %	90%	PASS	
5710.000000	10 of 10	100 %	90%	PASS	
5715.000000	10 of 10	100 %	90%	PASS	
5720.000000	10 of 10	100 %	90%	PASS	
5725.000000	10 of 10	100 %	90%	PASS	
5730.000000	10 of 10	100 %	90%	PASS	Upper Limit
5731.000000	0 of 10	0 %	90%	FAIL	
5735.000000	0 of 10	0 %	90%	FAIL	

This report shall not be reproduced except in full, without the written approval of UL Verification Services (Guangzhou) Co., Ltd, Song Shan Lake Branch.

7.6. Appendix F: Statistical Performance check

7.6.1. Test Result for 802.11be 20MHz mode

Measurement Summary

DUT Frequency (MHz)	Radar Type No.	Detection count	Percentage of Detection Px	Detection Limit	Overall Result	Overall Comment
5500.000000	1	30 of 30	100.00%	60.0 %	PASS	
5500.000000	2	30 of 30	100.00%	60.0 %	PASS	
5500.000000	3	30 of 30	100.00%	60.0 %	PASS	
5500.000000	4	30 of 30	100.00%	60.0 %	PASS	
5500.000000	5	30 of 30	100.00%	80.0 %	PASS	
5500.000000	6	30 of 30	100.00%	70.0 %	PASS	

Aggregate Results for Short Pulse Radar Type 1-4

Aggregate Calculation as follows	Aggregate Percentage	Aggregate Limit	Aggregate Result	Aggregate Comment
(P1 + P2 + P3 + P4) / 4	100.00%	80.0 %	PASS	

This report shall not be reproduced except in full, without the written approval of UL Verification Services (Guangzhou) Co., Ltd, Song Shan Lake Branch.

Detailed Results for Radar Type 1

Trial Number	Random Trial used	Pulse Width (µs)	PRI (µs)	No. of Pulses	Pulses Detected	Comment
1	41	1.000	2181.000	25	YES	
2	48	1.000	2864.000	19	YES	
3	18	1.000	858.000	62	YES	
4	2	1.000	538.000	99	YES	
5	50	1.000	3060.000	18	YES	
6	8	1.000	658.000	81	YES	
7	29	1.000	1010.000	53	YES	
8	11	1.000	718.000	74	YES	
9	34	1.000	1498.000	36	YES	
10	38	1.000	1888.000	28	YES	
11	44	1.000	2474.000	22	YES	
12	15	1.000	798.000	67	YES	
13	12	1.000	738.000	72	YES	
14	16	1.000	818.000	65	YES	
15	36	1.000	1693.000	32	YES	
16	46	1.000	2669.000	20	YES	
17	4	1.000	578.000	92	YES	
18	40	1.000	2084.000	26	YES	
19	23	1.000	3066.000	18	YES	
20	33	1.000	1400.000	38	YES	
21	24	1.000	522.000	102	YES	
22	47	1.000	2767.000	20	YES	
23	42	1.000	2279.000	24	YES	
24	28	1.000	912.000	58	YES	
25	20	1.000	898.000	59	YES	
26	35	1.000	1596.000	34	YES	
27	5	1.000	598.000	89	YES	
28	22	1.000	938.000	57	YES	
29	27	1.000	815.000	65	YES	
30	37	1.000	1791.000	30	YES	

This report shall not be reproduced except in full, without the written approval of UL Verification Services (Guangzhou) Co., Ltd, Song Shan Lake Branch.

Detailed Results for Radar Type 2

Trial Number	Random Trial used	Pulse Width (µs)	PRI (µs)	No. of Pulses	Pulses Detected	Comment
1	32	3.700	222.000	26	YES	
2	37	3.400	191.000	24	YES	
3	1	3.400	168.000	25	YES	
4	7	1.400	185.000	27	YES	
5	24	4.400	188.000	27	YES	
6	39	4.900	163.000	23	YES	
7	19	2.000	200.000	25	YES	
8	9	3.900	212.000	27	YES	
9	35	1.200	206.000	24	YES	
10	36	3.200	200.000	28	YES	
11	31	4.000	154.000	28	YES	
12	50	4.100	158.000	25	YES	
13	28	1.700	216.000	27	YES	
14	16	3.600	194.000	26	YES	
15	26	3.700	217.000	28	YES	
16	40	3.600	230.000	27	YES	
17	15	2.200	180.000	29	YES	
18	44	3.500	167.000	29	YES	
19	23	3.800	187.000	28	YES	
20	45	3.200	227.000	29	YES	
21	11	1.700	224.000	23	YES	
22	27	2.700	199.000	29	YES	
23	3	5.000	192.000	23	YES	
24	25	4.400	202.000	24	YES	
25	14	4.800	175.000	24	YES	
26	21	3.600	193.000	28	YES	
27	13	2.200	193.000	24	YES	
28	17	4.500	213.000	23	YES	
29	41	1.300	219.000	25	YES	
30	18	2.000	153.000	24	YES	

This report shall not be reproduced except in full, without the written approval of UL Verification Services (Guangzhou) Co., Ltd, Song Shan Lake Branch.

Detailed Results for Radar Type 3

Trial Number	Random Trial used	Pulse Width (µs)	PRI (µs)	No. of Pulses	Pulses Detected	Comment
1	16	8.900	340.000	16	YES	
2	41	7.700	467.000	16	YES	
3	35	7.300	200.000	18	YES	
4	18	6.200	263.000	18	YES	
5	43	6.700	398.000	17	YES	
6	7	6.500	466.000	17	YES	
7	36	9.800	494.000	17	YES	
8	27	6.600	301.000	17	YES	
9	50	7.700	206.000	17	YES	
10	39	7.200	358.000	18	YES	
11	25	9.600	458.000	17	YES	
12	20	8.200	272.000	18	YES	
13	40	7.400	271.000	17	YES	
14	42	8.600	493.000	17	YES	
15	30	8.400	309.000	17	YES	
16	13	8.400	343.000	17	YES	
17	17	8.700	413.000	17	YES	
18	29	9.900	446.000	17	YES	
19	6	7.500	429.000	17	YES	
20	21	8.100	204.000	17	YES	
21	22	6.500	433.000	17	YES	
22	23	9.700	256.000	16	YES	
23	11	9.000	500.000	16	YES	
24	44	7.100	457.000	16	YES	
25	2	7.500	211.000	17	YES	
26	49	6.500	288.000	18	YES	
27	31	8.800	487.000	17	YES	
28	28	9.800	316.000	17	YES	
29	24	6.000	378.000	17	YES	
30	15	8.100	436.000	17	YES	

This report shall not be reproduced except in full, without the written approval of UL Verification Services (Guangzhou) Co., Ltd, Song Shan Lake Branch.

Detailed Results for Radar Type 4

Trial Number	Random Trial used	Pulse Width (µs)	PRI (µs)	No. of Pulses	Pulses Detected	Comment
1	36	12.500	413.000	14	YES	
2	39	12.400	217.000	14	YES	
3	42	18.500	208.000	14	YES	
4	33	19.500	384.000	13	YES	
5	15	14.700	324.000	13	YES	
6	50	14.400	286.000	12	YES	
7	47	17.700	416.000	12	YES	
8	1	15.900	410.000	13	YES	
9	21	11.700	483.000	16	YES	
10	8	14.100	283.000	15	YES	
11	25	16.600	282.000	16	YES	
12	16	19.900	366.000	14	YES	
13	46	15.300	488.000	14	YES	
14	29	17.300	287.000	16	YES	
15	35	12.600	268.000	13	YES	
16	11	14.900	223.000	12	YES	
17	37	18.100	200.000	15	YES	
18	17	17.100	308.000	15	YES	
19	23	18.300	265.000	14	YES	
20	38	15.500	451.000	15	YES	
21	41	13.300	439.000	14	YES	
22	43	15.800	410.000	15	YES	
23	44	17.900	458.000	14	YES	
24	12	16.000	461.000	13	YES	
25	32	12.600	293.000	15	YES	
26	28	13.000	309.000	14	YES	
27	13	16.000	485.000	14	YES	
28	34	17.300	366.000	14	YES	
29	31	14.400	266.000	14	YES	
30	48	14.500	433.000	12	YES	

This report shall not be reproduced except in full, without the written approval of UL Verification Services (Guangzhou) Co., Ltd, Song Shan Lake Branch.

Detailed Results for Radar Type 5

Trial Number	Random Trial used	Pulses Detected	Comment
1	32	YES	For detailed burst data see separate table Type5_Trial1
2	45	YES	For detailed burst data see separate table Type5_Trial2
3	19	YES	For detailed burst data see separate table Type5_Trial3
4	25	YES	For detailed burst data see separate table Type5_Trial4
5	6	YES	For detailed burst data see separate table Type5_Trial5
6	10	YES	For detailed burst data see separate table Type5_Trial6
7	14	YES	For detailed burst data see separate table Type5_Trial7
8	30	YES	For detailed burst data see separate table Type5_Trial8
9	29	YES	For detailed burst data see separate table Type5_Trial9
10	37	YES	For detailed burst data see separate table Type5_Trial10
11	1	YES	For detailed burst data see separate table Type5_Trial11
12	41	YES	For detailed burst data see separate table Type5_Trial12
13	26	YES	For detailed burst data see separate table Type5_Trial13
14	27	YES	For detailed burst data see separate table Type5_Trial14
15	38	YES	For detailed burst data see separate table Type5_Trial15
16	20	YES	For detailed burst data see separate table Type5_Trial16
17	17	YES	For detailed burst data see separate table Type5_Trial17
18	21	YES	For detailed burst data see separate table Type5_Trial18
19	16	YES	For detailed burst data see separate table Type5_Trial19
20	48	YES	For detailed burst data see separate table Type5_Trial20
21	50	YES	For detailed burst data see separate table Type5_Trial21
22	3	YES	For detailed burst data see separate table Type5_Trial22
23	15	YES	For detailed burst data see separate table Type5_Trial23
24	7	YES	For detailed burst data see separate table Type5_Trial24
25	2	YES	For detailed burst data see separate table Type5_Trial25
26	31	YES	For detailed burst data see separate table Type5_Trial26
27	49	YES	For detailed burst data see separate table Type5_Trial27
28	35	YES	For detailed burst data see separate table Type5_Trial28
29	8	YES	For detailed burst data see separate table Type5_Trial29
30	42	YES	For detailed burst data see separate table Type5_Trial30

This report shall not be reproduced except in full, without the written approval of UL Verification Services (Guangzhou) Co., Ltd, Song Shan Lake Branch.

Detailed Results for Radar Type 5_Trial 1

Burst	No. of Pulses	Pulse Width (µs)	Chirp Width (MHz)	Pulse 1-to-2 Spacing (µs)	Pulse 2-to-3 Spacing (µs)	Starting Location Within Interval (µs)
1	1	80.900	6.000000	---	---	565.000
2	3	55.800	6.000000	1708.000	1448.000	439.000
3	2	93.400	6.000000	985.000	---	706.000
4	2	83.200	6.000000	1912.000	---	758.000
5	3	59.100	6.000000	1594.000	1591.000	79.000
6	2	74.400	6.000000	939.000	---	107.000
7	3	85.400	6.000000	1733.000	1253.000	238.000
8	3	98.000	6.000000	1896.000	1606.000	373.000
9	1	92.100	6.000000	---	---	363.000
10	1	84.400	6.000000	---	---	227.000
11	2	67.400	6.000000	1272.000	---	646.000
12	3	92.000	6.000000	1831.000	1066.000	457.000
13	3	87.500	6.000000	1763.000	1055.000	22.000

This report shall not be reproduced except in full, without the written approval of UL Verification Services (Guangzhou) Co., Ltd, Song Shan Lake Branch.

Detailed Results for Radar Type 5_Trial 2

Burst	No. of Pulses	Pulse Width (µs)	Chirp Width (MHz)	Pulse 1-to-2 Spacing (µs)	Pulse 2-to-3 Spacing (µs)	Starting Location Within Interval (µs)
1	2	52.400	9.000000	974.000	---	609.000
2	2	55.800	9.000000	1319.000	---	738.000
3	2	58.000	9.000000	1056.000	---	899.000
4	2	50.700	9.000000	975.000	---	575.000
5	1	54.600	9.000000	---	---	73.000
6	2	82.900	9.000000	1205.000	---	107.000
7	2	51.100	9.000000	991.000	---	451.000
8	2	94.700	9.000000	1862.000	---	331.000
9	2	65.500	9.000000	1034.000	---	871.000
10	2	62.000	9.000000	1226.000	---	12.000
11	3	65.600	9.000000	1015.000	1040.000	157.000
12	2	54.800	9.000000	1350.000	---	641.000
13	2	68.900	9.000000	1496.000	---	791.000

This report shall not be reproduced except in full, without the written approval of UL Verification Services (Guangzhou) Co., Ltd, Song Shan Lake Branch.

Detailed Results for Radar Type 5_Trial 3

Burst	No. of Pulses	Pulse Width (µs)	Chirp Width (MHz)	Pulse 1-to-2 Spacing (µs)	Pulse 2-to-3 Spacing (µs)	Starting Location Within Interval (µs)
1	1	80.100	9.000000	---	---	183.000
2	2	59.600	9.000000	946.000	---	473.000
3	2	89.000	9.000000	1573.000	---	426.000
4	2	68.300	9.000000	1801.000	---	366.000
5	1	89.400	9.000000	---	---	250.000
6	2	64.000	9.000000	958.000	---	447.000
7	2	82.200	9.000000	1272.000	---	585.000
8	2	67.300	9.000000	1688.000	---	134.000
9	2	52.500	9.000000	1696.000	---	264.000
10	2	84.100	9.000000	1133.000	---	335.000
11	2	53.000	9.000000	1374.000	---	890.000
12	2	62.000	9.000000	1636.000	---	526.000
13	3	96.100	9.000000	1660.000	1103.000	493.000

This report shall not be reproduced except in full, without the written approval of UL Verification Services (Guangzhou) Co., Ltd, Song Shan Lake Branch.

Detailed Results for Radar Type 5_Trial 4

Burst	No. of Pulses	Pulse Width (µs)	Chirp Width (MHz)	Pulse 1-to-2 Spacing (µs)	Pulse 2-to-3 Spacing (µs)	Starting Location Within Interval (µs)
1	2	97.100	19.000000	1539.000	---	378.000
2	2	62.500	19.000000	1931.000	---	586.000
3	3	85.200	19.000000	1860.000	942.000	473.000
4	2	57.800	19.000000	1401.000	---	394.000
5	1	72.100	19.000000	---	---	254.000
6	1	92.700	19.000000	---	---	242.000
7	2	56.200	19.000000	1405.000	---	411.000
8	3	54.300	19.000000	1382.000	1712.000	591.000
9	3	88.200	19.000000	1026.000	1680.000	17.000
10	3	68.200	19.000000	1051.000	1804.000	269.000
11	2	91.600	19.000000	1080.000	---	315.000
12	2	94.700	19.000000	1056.000	---	501.000
13	2	60.900	19.000000	1566.000	---	227.000
14	2	57.700	19.000000	1345.000	---	332.000
15	2	80.500	19.000000	1002.000	---	131.000
16	1	78.700	19.000000	---	---	51.000
17	2	95.800	19.000000	1851.000	---	346.000
18	3	74.500	19.000000	1430.000	1097.000	108.000
19	3	65.700	19.000000	1155.000	1430.000	508.000

This report shall not be reproduced except in full, without the written approval of UL Verification Services (Guangzhou) Co., Ltd, Song Shan Lake Branch.

Detailed Results for Radar Type 5_Trial 5

Burst	No. of Pulses	Pulse Width (µs)	Chirp Width (MHz)	Pulse 1-to-2 Spacing (µs)	Pulse 2-to-3 Spacing (µs)	Starting Location Within Interval (µs)
1	1	85.200	14.000000	---	---	99.000
2	3	59.000	14.000000	1887.000	1086.000	687.000
3	1	51.000	14.000000	---	---	381.000
4	2	84.800	14.000000	1906.000	---	520.000
5	3	83.200	14.000000	1466.000	1170.000	910.000
6	3	92.300	14.000000	977.000	1255.000	1.000
7	2	59.400	14.000000	1674.000	---	732.000
8	2	90.700	14.000000	1058.000	---	642.000
9	3	93.100	14.000000	961.000	934.000	359.000
10	3	74.900	14.000000	1673.000	1639.000	602.000
11	2	90.800	14.000000	1227.000	---	430.000
12	3	58.500	14.000000	1625.000	1374.000	10.000
13	1	57.700	14.000000	---	---	804.000

This report shall not be reproduced except in full, without the written approval of UL Verification Services (Guangzhou) Co., Ltd, Song Shan Lake Branch.

Detailed Results for Radar Type 5_Trial 6

Burst	No. of Pulses	Pulse Width (µs)	Chirp Width (MHz)	Pulse 1-to-2 Spacing (µs)	Pulse 2-to-3 Spacing (µs)	Starting Location Within Interval (µs)
1	3	64.900	8.000000	1505.000	942.000	403.000
2	2	74.300	8.000000	1789.000	---	177.000
3	3	70.800	8.000000	1084.000	1077.000	477.000
4	2	89.800	8.000000	1727.000	---	39.000
5	2	93.800	8.000000	1220.000	---	581.000
6	3	71.300	8.000000	1699.000	1079.000	519.000
7	2	73.200	8.000000	1306.000	---	9.000
8	2	78.200	8.000000	1010.000	---	72.000
9	3	65.600	8.000000	1443.000	1201.000	152.000
10	2	80.300	8.000000	1521.000	---	187.000
11	1	53.000	8.000000	---	---	669.000
12	2	97.600	8.000000	1808.000	---	558.000
13	2	69.000	8.000000	1583.000	---	502.000
14	3	98.300	8.000000	1282.000	1548.000	356.000
15	3	58.000	8.000000	1058.000	1448.000	179.000
16	2	53.300	8.000000	993.000	---	253.000
17	2	78.600	8.000000	1265.000	---	413.000

This report shall not be reproduced except in full, without the written approval of UL Verification Services (Guangzhou) Co., Ltd, Song Shan Lake Branch.

Detailed Results for Radar Type 5_Trial 7

Burst	No. of Pulses	Pulse Width (µs)	Chirp Width (MHz)	Pulse 1-to-2 Spacing (µs)	Pulse 2-to-3 Spacing (µs)	Starting Location Within Interval (µs)
1	3	86.900	18.000000	1072.000	1743.000	270.000
2	3	81.200	18.000000	1473.000	1232.000	993.000
3	3	100.000	18.000000	1838.000	1883.000	1083.000
4	1	65.400	18.000000	---	---	815.000
5	3	80.200	18.000000	1355.000	1538.000	799.000
6	3	96.500	18.000000	1759.000	1784.000	72.000
7	3	80.300	18.000000	1386.000	1646.000	426.000
8	2	81.600	18.000000	1787.000	---	878.000

This report shall not be reproduced except in full, without the written approval of UL Verification Services (Guangzhou) Co., Ltd, Song Shan Lake Branch.

Detailed Results for Radar Type 5_Trial 8

Burst	No. of Pulses	Pulse Width (µs)	Chirp Width (MHz)	Pulse 1-to-2 Spacing (µs)	Pulse 2-to-3 Spacing (µs)	Starting Location Within Interval (µs)
1	2	77.900	16.000000	1250.000	---	478.000
2	2	69.500	16.000000	1007.000	---	962.000
3	2	74.500	16.000000	1631.000	---	657.000
4	1	93.900	16.000000	---	---	564.000
5	2	55.400	16.000000	949.000	---	59.000
6	3	50.400	16.000000	1162.000	1396.000	565.000
7	1	68.600	16.000000	---	---	732.000
8	3	88.700	16.000000	1750.000	1835.000	872.000
9	2	54.900	16.000000	1869.000	---	32.000
10	3	51.000	16.000000	970.000	1344.000	750.000
11	3	86.500	16.000000	1599.000	1682.000	364.000

This report shall not be reproduced except in full, without the written approval of UL Verification Services (Guangzhou) Co., Ltd, Song Shan Lake Branch.

Detailed Results for Radar Type 5_Trial 9

Burst	No. of Pulses	Pulse Width (µs)	Chirp Width (MHz)	Pulse 1-to-2 Spacing (µs)	Pulse 2-to-3 Spacing (µs)	Starting Location Within Interval (µs)
1	2	77.400	20.000000	1666.000	---	613.000
2	3	99.600	20.000000	1128.000	1195.000	1083.000
3	3	95.100	20.000000	1506.000	1563.000	362.000
4	1	84.300	20.000000	---	---	319.000
5	3	88.900	20.000000	1568.000	1152.000	604.000
6	2	69.200	20.000000	995.000	---	451.000
7	2	81.400	20.000000	1689.000	---	791.000
8	2	88.500	20.000000	1286.000	---	359.000
9	3	70.600	20.000000	1189.000	1825.000	241.000
10	3	56.000	20.000000	1217.000	1783.000	317.000

This report shall not be reproduced except in full, without the written approval of UL Verification Services (Guangzhou) Co., Ltd, Song Shan Lake Branch.

Detailed Results for Radar Type 5_Trial 10

Burst	No. of Pulses	Pulse Width (µs)	Chirp Width (MHz)	Pulse 1-to-2 Spacing (µs)	Pulse 2-to-3 Spacing (µs)	Starting Location Within Interval (µs)
1	1	84.500	5.000000	---	---	77.000
2	2	85.100	5.000000	1049.000	---	561.000
3	2	77.500	5.000000	1012.000	---	322.000
4	2	95.300	5.000000	1524.000	---	591.000
5	2	69.000	5.000000	1447.000	---	479.000
6	2	65.200	5.000000	1574.000	---	177.000
7	3	77.400	5.000000	1446.000	1628.000	4.000
8	2	58.000	5.000000	1737.000	---	631.000
9	3	58.500	5.000000	1714.000	1626.000	330.000
10	1	98.600	5.000000	---	---	508.000
11	1	73.900	5.000000	---	---	27.000
12	1	67.700	5.000000	---	---	157.000
13	1	99.000	5.000000	---	---	313.000
14	2	76.800	5.000000	1232.000	---	429.000
15	2	89.900	5.000000	1618.000	---	574.000
16	3	88.000	5.000000	1587.000	1221.000	326.000
17	1	55.100	5.000000	---	---	550.000
18	3	93.900	5.000000	930.000	1084.000	275.000

This report shall not be reproduced except in full, without the written approval of UL Verification Services (Guangzhou) Co., Ltd, Song Shan Lake Branch.

Detailed Results for Radar Type 5_Trial 11

Burst	No. of Pulses	Pulse Width (µs)	Chirp Width (MHz)	Pulse 1-to-2 Spacing (µs)	Pulse 2-to-3 Spacing (µs)	Starting Location Within Interval (µs)
1	3	97.300	12.000000	1764.000	1049.000	85.000
2	1	83.400	12.000000	---	---	882.000
3	1	94.700	12.000000	---	---	903.000
4	2	60.100	12.000000	1023.000	---	878.000
5	2	54.600	12.000000	1385.000	---	1271.000
6	3	88.100	12.000000	1088.000	1048.000	932.000
7	3	90.200	12.000000	1799.000	1142.000	226.000
8	3	63.400	12.000000	1149.000	971.000	1426.000

This report shall not be reproduced except in full, without the written approval of UL Verification Services (Guangzhou) Co., Ltd, Song Shan Lake Branch.

Detailed Results for Radar Type 5_Trial 12

Burst	No. of Pulses	Pulse Width (µs)	Chirp Width (MHz)	Pulse 1-to-2 Spacing (µs)	Pulse 2-to-3 Spacing (µs)	Starting Location Within Interval (µs)
1	2	69.200	20.000000	1589.000	---	608.000
2	2	96.300	20.000000	1096.000	---	1107.000
3	2	65.100	20.000000	973.000	---	1251.000
4	3	82.700	20.000000	1229.000	1116.000	442.000
5	1	86.700	20.000000	---	---	528.000
6	1	50.500	20.000000	---	---	261.000
7	2	74.700	20.000000	1296.000	---	317.000
8	1	58.000	20.000000	---	---	131.000
9	3	82.600	20.000000	1463.000	985.000	1132.000

This report shall not be reproduced except in full, without the written approval of UL Verification Services (Guangzhou) Co., Ltd, Song Shan Lake Branch.

Detailed Results for Radar Type 5_Trial 13

Burst	No. of Pulses	Pulse Width (µs)	Chirp Width (MHz)	Pulse 1-to-2 Spacing (µs)	Pulse 2-to-3 Spacing (µs)	Starting Location Within Interval (µs)
1	3	56.900	7.000000	1444.000	967.000	453.000
2	3	59.600	7.000000	1787.000	1144.000	206.000
3	3	95.100	7.000000	1708.000	1109.000	579.000
4	1	90.100	7.000000	---	---	554.000
5	1	81.600	7.000000	---	---	140.000
6	2	78.100	7.000000	1096.000	---	407.000
7	1	99.000	7.000000	---	---	350.000
8	3	81.300	7.000000	1461.000	1547.000	552.000
9	2	54.900	7.000000	1737.000	---	501.000
10	2	54.200	7.000000	1388.000	---	121.000
11	2	86.200	7.000000	971.000	---	397.000
12	2	79.100	7.000000	1117.000	---	318.000
13	2	55.200	7.000000	1399.000	---	427.000
14	1	57.800	7.000000	---	---	441.000
15	2	56.500	7.000000	1323.000	---	397.000
16	1	57.200	7.000000	---	---	435.000
17	2	71.400	7.000000	989.000	---	500.000
18	2	75.000	7.000000	1489.000	---	16.000
19	1	94.000	7.000000	---	---	44.000
20	3	72.700	7.000000	1153.000	1688.000	262.000

This report shall not be reproduced except in full, without the written approval of UL Verification Services (Guangzhou) Co., Ltd, Song Shan Lake Branch.

Detailed Results for Radar Type 5_Trial 14

Burst	No. of Pulses	Pulse Width (µs)	Chirp Width (MHz)	Pulse 1-to-2 Spacing (µs)	Pulse 2-to-3 Spacing (µs)	Starting Location Within Interval (µs)
1	2	55.900	14.000000	1883.000	---	1025.000
2	2	64.100	14.000000	1710.000	---	849.000
3	2	77.200	14.000000	1650.000	---	136.000
4	2	96.600	14.000000	1520.000	---	468.000
5	2	98.000	14.000000	923.000	---	376.000
6	2	66.700	14.000000	1462.000	---	705.000
7	3	66.400	14.000000	1003.000	1192.000	1416.000
8	2	57.000	14.000000	1038.000	---	240.000

This report shall not be reproduced except in full, without the written approval of UL Verification Services (Guangzhou) Co., Ltd, Song Shan Lake Branch.

Detailed Results for Radar Type 5_Trial 15

Burst	No. of Pulses	Pulse Width (µs)	Chirp Width (MHz)	Pulse 1-to-2 Spacing (µs)	Pulse 2-to-3 Spacing (µs)	Starting Location Within Interval (µs)
1	2	79.600	17.000000	1029.000	---	270.000
2	1	90.200	17.000000	---	---	580.000
3	3	66.100	17.000000	1312.000	1766.000	86.000
4	1	95.200	17.000000	---	---	92.000
5	2	76.300	17.000000	1238.000	---	368.000
6	2	75.800	17.000000	1106.000	---	165.000
7	3	50.700	17.000000	1312.000	1580.000	377.000
8	3	56.300	17.000000	1837.000	1154.000	323.000
9	3	56.100	17.000000	1061.000	1394.000	400.000
10	3	81.200	17.000000	1582.000	1379.000	405.000
11	2	89.700	17.000000	1845.000	---	506.000
12	1	97.800	17.000000	---	---	331.000
13	1	75.700	17.000000	---	---	430.000
14	3	50.200	17.000000	1237.000	1653.000	544.000
15	2	52.000	17.000000	1729.000	---	339.000
16	2	69.400	17.000000	1603.000	---	44.000
17	2	67.500	17.000000	1168.000	---	521.000
18	2	98.100	17.000000	958.000	---	384.000
19	3	63.600	17.000000	1260.000	1640.000	194.000

This report shall not be reproduced except in full, without the written approval of UL Verification Services (Guangzhou) Co., Ltd, Song Shan Lake Branch.

Detailed Results for Radar Type 5_Trial 16

Burst	No. of Pulses	Pulse Width (µs)	Chirp Width (MHz)	Pulse 1-to-2 Spacing (µs)	Pulse 2-to-3 Spacing (µs)	Starting Location Within Interval (µs)
1	2	69.000	7.000000	1220.000	---	20.000
2	3	88.500	7.000000	1376.000	1096.000	45.000
3	2	56.300	7.000000	1207.000	---	779.000
4	2	88.800	7.000000	1793.000	---	532.000
5	1	78.600	7.000000	---	---	577.000
6	2	82.300	7.000000	1534.000	---	549.000
7	1	71.700	7.000000	---	---	612.000
8	2	52.800	7.000000	1891.000	---	631.000
9	1	66.100	7.000000	---	---	166.000
10	2	72.800	7.000000	1460.000	---	381.000
11	2	82.900	7.000000	1293.000	---	451.000
12	3	72.300	7.000000	1224.000	1577.000	61.000
13	2	91.900	7.000000	1281.000	---	619.000
14	3	82.400	7.000000	1570.000	1469.000	99.000

This report shall not be reproduced except in full, without the written approval of UL Verification Services (Guangzhou) Co., Ltd, Song Shan Lake Branch.

Detailed Results for Radar Type 5_Trial 17

Burst	No. of Pulses	Pulse Width (µs)	Chirp Width (MHz)	Pulse 1-to-2 Spacing (µs)	Pulse 2-to-3 Spacing (µs)	Starting Location Within Interval (µs)
1	1	93.100	11.000000	---	---	422.000
2	3	61.300	11.000000	1194.000	1086.000	738.000
3	3	57.000	11.000000	1918.000	1102.000	523.000
4	3	91.800	11.000000	1588.000	1798.000	874.000
5	3	88.600	11.000000	1491.000	1061.000	748.000
6	3	62.400	11.000000	1019.000	1144.000	525.000
7	3	88.000	11.000000	1259.000	1713.000	641.000
8	2	77.700	11.000000	1025.000	---	383.000
9	1	51.800	11.000000	---	---	554.000
10	1	55.900	11.000000	---	---	939.000
11	3	63.700	11.000000	1503.000	1789.000	182.000

This report shall not be reproduced except in full, without the written approval of UL Verification Services (Guangzhou) Co., Ltd, Song Shan Lake Branch.

Detailed Results for Radar Type 5_Trial 18

Burst	No. of Pulses	Pulse Width (µs)	Chirp Width (MHz)	Pulse 1-to-2 Spacing (µs)	Pulse 2-to-3 Spacing (µs)	Starting Location Within Interval (µs)
1	3	66.400	15.000000	1599.000	1875.000	190.000
2	1	73.600	15.000000	---	---	165.000
3	2	55.200	15.000000	1726.000	---	332.000
4	2	62.700	15.000000	1752.000	---	117.000
5	3	50.600	15.000000	1523.000	1052.000	572.000
6	2	57.800	15.000000	944.000	---	746.000
7	3	98.000	15.000000	1343.000	1215.000	147.000
8	2	82.800	15.000000	1182.000	---	30.000
9	2	62.900	15.000000	1549.000	---	395.000
10	2	50.700	15.000000	1196.000	---	333.000
11	3	69.200	15.000000	1106.000	1036.000	388.000
12	3	60.900	15.000000	1175.000	1183.000	612.000
13	2	78.500	15.000000	1908.000	---	125.000
14	2	67.800	15.000000	1667.000	---	502.000
15	2	58.000	15.000000	1869.000	---	224.000

This report shall not be reproduced except in full, without the written approval of UL Verification Services (Guangzhou) Co., Ltd, Song Shan Lake Branch.

Detailed Results for Radar Type 5_Trial 19

Burst	No. of Pulses	Pulse Width (µs)	Chirp Width (MHz)	Pulse 1-to-2 Spacing (µs)	Pulse 2-to-3 Spacing (µs)	Starting Location Within Interval (µs)
1	3	53.400	13.000000	1343.000	1742.000	651.000
2	1	57.300	13.000000	---	---	857.000
3	1	61.900	13.000000	---	---	567.000
4	3	60.500	13.000000	1355.000	1499.000	847.000
5	1	62.000	13.000000	---	---	1014.000
6	2	94.800	13.000000	1584.000	---	512.000
7	1	64.300	13.000000	---	---	992.000
8	3	93.200	13.000000	1157.000	1861.000	285.000
9	3	56.000	13.000000	1813.000	1900.000	1189.000
10	2	79.100	13.000000	1234.000	---	1006.000

This report shall not be reproduced except in full, without the written approval of UL Verification Services (Guangzhou) Co., Ltd, Song Shan Lake Branch.

Detailed Results for Radar Type 5_Trial 20

Burst	No. of Pulses	Pulse Width (µs)	Chirp Width (MHz)	Pulse 1-to-2 Spacing (µs)	Pulse 2-to-3 Spacing (µs)	Starting Location Within Interval (µs)
1	2	97.900	7.000000	1124.000	---	368.000
2	2	94.200	7.000000	1097.000	---	363.000
3	2	95.600	7.000000	1706.000	---	338.000
4	3	60.700	7.000000	1726.000	1788.000	628.000
5	2	79.600	7.000000	921.000	---	352.000
6	2	55.700	7.000000	1463.000	---	71.000
7	2	92.300	7.000000	1486.000	---	208.000
8	3	59.600	7.000000	1550.000	1830.000	605.000
9	2	95.900	7.000000	1529.000	---	727.000
10	2	87.500	7.000000	1521.000	---	637.000
11	3	81.100	7.000000	961.000	1815.000	593.000
12	3	93.000	7.000000	1246.000	1717.000	400.000
13	3	62.500	7.000000	1219.000	1563.000	742.000
14	1	70.400	7.000000	---	---	627.000
15	2	63.400	7.000000	1345.000	---	439.000
16	1	78.000	7.000000	---	---	663.000

This report shall not be reproduced except in full, without the written approval of UL Verification Services (Guangzhou) Co., Ltd, Song Shan Lake Branch.

Detailed Results for Radar Type 5_Trial 21

Burst	No. of Pulses	Pulse Width (µs)	Chirp Width (MHz)	Pulse 1-to-2 Spacing (µs)	Pulse 2-to-3 Spacing (µs)	Starting Location Within Interval (µs)
1	2	63.100	5.000000	1767.000	---	49.000
2	2	54.000	5.000000	1907.000	---	76.000
3	1	74.000	5.000000	---	---	573.000
4	3	69.500	5.000000	1490.000	1185.000	440.000
5	2	62.300	5.000000	1013.000	---	645.000
6	2	52.800	5.000000	1682.000	---	178.000
7	2	90.100	5.000000	1367.000	---	171.000
8	1	86.200	5.000000	---	---	251.000
9	2	94.800	5.000000	908.000	---	307.000
10	2	66.500	5.000000	972.000	---	415.000
11	3	60.800	5.000000	1555.000	1769.000	440.000
12	2	69.200	5.000000	1364.000	---	408.000
13	2	82.600	5.000000	1077.000	---	86.000
14	3	89.600	5.000000	934.000	1096.000	215.000
15	2	87.700	5.000000	958.000	---	272.000
16	2	74.300	5.000000	1246.000	---	576.000
17	1	98.600	5.000000	---	---	262.000
18	3	82.600	5.000000	1172.000	1322.000	628.000

This report shall not be reproduced except in full, without the written approval of UL Verification Services (Guangzhou) Co., Ltd, Song Shan Lake Branch.

Detailed Results for Radar Type 5_Trial 22

Burst	No. of Pulses	Pulse Width (µs)	Chirp Width (MHz)	Pulse 1-to-2 Spacing (µs)	Pulse 2-to-3 Spacing (µs)	Starting Location Within Interval (µs)
1	2	54.600	13.000000	1482.000	---	997.000
2	3	58.000	13.000000	1111.000	999.000	712.000
3	3	63.400	13.000000	1268.000	1709.000	269.000
4	3	67.400	13.000000	1035.000	1498.000	377.000
5	3	70.200	13.000000	1122.000	999.000	381.000
6	1	92.500	13.000000	---	---	942.000
7	3	63.900	13.000000	1233.000	1239.000	49.000
8	1	67.700	13.000000	---	---	121.000
9	2	74.700	13.000000	1791.000	---	596.000
10	2	98.000	13.000000	1740.000	---	602.000

This report shall not be reproduced except in full, without the written approval of UL Verification Services (Guangzhou) Co., Ltd, Song Shan Lake Branch.

Detailed Results for Radar Type 5_Trial 23

Burst	No. of Pulses	Pulse Width (µs)	Chirp Width (MHz)	Pulse 1-to-2 Spacing (µs)	Pulse 2-to-3 Spacing (µs)	Starting Location Within Interval (µs)
1	2	50.800	18.000000	1595.000	---	21.000
2	2	52.000	18.000000	1563.000	---	729.000
3	2	58.800	18.000000	1384.000	---	15.000
4	2	79.700	18.000000	979.000	---	261.000
5	1	69.500	18.000000	---	---	533.000
6	2	98.900	18.000000	1015.000	---	493.000
7	2	82.800	18.000000	1634.000	---	218.000
8	1	70.100	18.000000	---	---	1102.000
9	2	89.200	18.000000	1357.000	---	524.000

This report shall not be reproduced except in full, without the written approval of UL Verification Services (Guangzhou) Co., Ltd, Song Shan Lake Branch.

Detailed Results for Radar Type 5_Trial 24

Burst	No. of Pulses	Pulse Width (µs)	Chirp Width (MHz)	Pulse 1-to-2 Spacing (µs)	Pulse 2-to-3 Spacing (µs)	Starting Location Within Interval (µs)
1	3	76.300	6.000000	1673.000	1870.000	757.000
2	1	85.600	6.000000	---	---	712.000
3	2	87.400	6.000000	1495.000	---	427.000
4	2	67.800	6.000000	1430.000	---	153.000
5	1	80.900	6.000000	---	---	197.000
6	1	80.300	6.000000	---	---	160.000
7	3	86.500	6.000000	1329.000	1212.000	509.000
8	1	96.300	6.000000	---	---	828.000
9	1	80.800	6.000000	---	---	306.000
10	2	74.900	6.000000	1636.000	---	609.000
11	3	60.400	6.000000	1278.000	1394.000	269.000
12	3	57.300	6.000000	1719.000	999.000	826.000
13	2	64.800	6.000000	1378.000	---	41.000
14	2	66.600	6.000000	933.000	---	631.000

This report shall not be reproduced except in full, without the written approval of UL Verification Services (Guangzhou) Co., Ltd, Song Shan Lake Branch.

Detailed Results for Radar Type 5_Trial 25

Burst	No. of Pulses	Pulse Width (µs)	Chirp Width (MHz)	Pulse 1-to-2 Spacing (µs)	Pulse 2-to-3 Spacing (µs)	Starting Location Within Interval (µs)
1	2	66.900	16.000000	1927.000	---	308.000
2	3	68.300	16.000000	1068.000	1286.000	574.000
3	2	50.600	16.000000	1234.000	---	468.000
4	2	58.200	16.000000	1470.000	---	785.000
5	3	58.300	16.000000	1083.000	1021.000	1235.000
6	1	71.500	16.000000	---	---	91.000
7	1	67.400	16.000000	---	---	710.000
8	3	59.100	16.000000	1642.000	1231.000	561.000
9	2	66.000	16.000000	1446.000	---	628.000

This report shall not be reproduced except in full, without the written approval of UL Verification Services (Guangzhou) Co., Ltd, Song Shan Lake Branch.

Detailed Results for Radar Type 5_Trial 26

Burst	No. of Pulses	Pulse Width (µs)	Chirp Width (MHz)	Pulse 1-to-2 Spacing (µs)	Pulse 2-to-3 Spacing (µs)	Starting Location Within Interval (µs)
1	2	78.100	10.000000	1102.000	---	160.000
2	2	51.400	10.000000	957.000	---	633.000
3	3	85.200	10.000000	1076.000	1386.000	363.000
4	1	96.300	10.000000	---	---	992.000
5	1	67.200	10.000000	---	---	751.000
6	3	68.900	10.000000	1284.000	1725.000	149.000
7	2	75.900	10.000000	958.000	---	690.000
8	2	87.000	10.000000	1715.000	---	512.000
9	1	88.500	10.000000	---	---	611.000
10	3	61.000	10.000000	1333.000	1179.000	361.000
11	1	57.000	10.000000	---	---	214.000
12	2	55.900	10.000000	1656.000	---	643.000

This report shall not be reproduced except in full, without the written approval of UL Verification Services (Guangzhou) Co., Ltd, Song Shan Lake Branch.

Detailed Results for Radar Type 5_Trial 27

Burst	No. of Pulses	Pulse Width (µs)	Chirp Width (MHz)	Pulse 1-to-2 Spacing (µs)	Pulse 2-to-3 Spacing (µs)	Starting Location Within Interval (µs)
1	2	69.400	19.000000	1872.000	---	221.000
2	2	59.100	19.000000	1839.000	---	120.000
3	3	76.800	19.000000	1911.000	981.000	550.000
4	2	70.500	19.000000	1328.000	---	331.000
5	1	63.100	19.000000	---	---	681.000
6	3	59.900	19.000000	1048.000	1055.000	264.000
7	2	50.000	19.000000	1246.000	---	301.000
8	2	53.200	19.000000	993.000	---	222.000
9	1	80.500	19.000000	---	---	496.000
10	2	86.900	19.000000	1135.000	---	371.000
11	3	99.000	19.000000	1818.000	935.000	639.000
12	3	85.200	19.000000	1495.000	1079.000	633.000
13	3	68.700	19.000000	1289.000	1482.000	99.000
14	2	85.700	19.000000	1340.000	---	358.000
15	2	82.900	19.000000	1395.000	---	502.000
16	2	53.400	19.000000	1111.000	---	74.000
17	2	97.400	19.000000	1764.000	---	476.000

This report shall not be reproduced except in full, without the written approval of UL Verification Services (Guangzhou) Co., Ltd, Song Shan Lake Branch.

Detailed Results for Radar Type 5_Trial 28

Burst	No. of Pulses	Pulse Width (µs)	Chirp Width (MHz)	Pulse 1-to-2 Spacing (µs)	Pulse 2-to-3 Spacing (µs)	Starting Location Within Interval (µs)
1	2	52.100	18.000000	1215.000	---	17.000
2	3	99.800	18.000000	1736.000	1673.000	148.000
3	2	53.200	18.000000	1233.000	---	12.000
4	1	87.200	18.000000	---	---	540.000
5	2	75.200	18.000000	975.000	---	618.000
6	3	63.600	18.000000	1614.000	1448.000	732.000
7	2	61.200	18.000000	1118.000	---	137.000
8	2	86.400	18.000000	1014.000	---	331.000
9	2	79.400	18.000000	1910.000	---	737.000
10	2	84.300	18.000000	1126.000	---	48.000
11	2	81.500	18.000000	1345.000	---	288.000
12	3	81.300	18.000000	1810.000	952.000	529.000
13	2	94.900	18.000000	1306.000	---	612.000
14	3	69.600	18.000000	1632.000	1730.000	692.000
15	3	73.300	18.000000	1015.000	1552.000	317.000
16	3	93.100	18.000000	1179.000	1533.000	7.000

This report shall not be reproduced except in full, without the written approval of UL Verification Services (Guangzhou) Co., Ltd, Song Shan Lake Branch.

Detailed Results for Radar Type 5_Trial 29

Burst	No. of Pulses	Pulse Width (µs)	Chirp Width (MHz)	Pulse 1-to-2 Spacing (µs)	Pulse 2-to-3 Spacing (µs)	Starting Location Within Interval (µs)
1	3	93.000	5.000000	1554.000	1785.000	287.000
2	1	83.900	5.000000	---	---	719.000
3	1	58.600	5.000000	---	---	22.000
4	2	51.600	5.000000	1301.000	---	508.000
5	2	86.000	5.000000	971.000	---	394.000
6	2	52.400	5.000000	1014.000	---	126.000
7	2	81.600	5.000000	1650.000	---	756.000
8	2	73.500	5.000000	1428.000	---	653.000
9	1	58.900	5.000000	---	---	761.000
10	1	93.500	5.000000	---	---	118.000
11	2	90.600	5.000000	1774.000	---	108.000
12	2	58.400	5.000000	1448.000	---	740.000
13	2	89.100	5.000000	1406.000	---	689.000
14	2	73.900	5.000000	1071.000	---	160.000
15	1	61.700	5.000000	---	---	172.000

This report shall not be reproduced except in full, without the written approval of UL Verification Services (Guangzhou) Co., Ltd, Song Shan Lake Branch.

Detailed Results for Radar Type 5_Trial 30

Burst	No. of Pulses	Pulse Width (µs)	Chirp Width (MHz)	Pulse 1-to-2 Spacing (µs)	Pulse 2-to-3 Spacing (µs)	Starting Location Within Interval (µs)
1	3	68.400	12.000000	1658.000	1189.000	811.000
2	3	79.800	12.000000	1645.000	1732.000	1059.000
3	1	86.100	12.000000	---	---	970.000
4	1	83.200	12.000000	---	---	765.000
5	1	97.500	12.000000	---	---	1117.000
6	2	51.300	12.000000	1708.000	---	559.000
7	3	77.900	12.000000	1276.000	1521.000	253.000
8	3	80.800	12.000000	1804.000	959.000	563.000
9	2	82.100	12.000000	1443.000	---	169.000
10	3	65.000	12.000000	1848.000	1035.000	156.000

This report shall not be reproduced except in full, without the written approval of UL Verification Services (Guangzhou) Co., Ltd, Song Shan Lake Branch.

Detailed Results for Radar Type 6

Trial Number	Pulse Width (µs)	PRI (µs)	No. of Pulses	Pulses Detected	Comment
1	1.000	300.000	9	YES	
2	1.000	300.000	9	YES	
3	1.000	300.000	9	YES	
4	1.000	300.000	9	YES	
5	1.000	300.000	9	YES	
6	1.000	300.000	9	YES	
7	1.000	300.000	9	YES	
8	1.000	300.000	9	YES	
9	1.000	300.000	9	YES	
10	1.000	300.000	9	YES	
11	1.000	300.000	9	YES	
12	1.000	300.000	9	YES	
13	1.000	300.000	9	YES	
14	1.000	300.000	9	YES	
15	1.000	300.000	9	YES	
16	1.000	300.000	9	YES	
17	1.000	300.000	9	YES	
18	1.000	300.000	9	YES	
19	1.000	300.000	9	YES	
20	1.000	300.000	9	YES	
21	1.000	300.000	9	YES	
22	1.000	300.000	9	YES	
23	1.000	300.000	9	YES	
24	1.000	300.000	9	YES	
25	1.000	300.000	9	YES	
26	1.000	300.000	9	YES	
27	1.000	300.000	9	YES	
28	1.000	300.000	9	YES	
29	1.000	300.000	9	YES	
30	1.000	300.000	9	YES	

This report shall not be reproduced except in full, without the written approval of UL Verification Services (Guangzhou) Co., Ltd, Song Shan Lake Branch.

7.6.1. Test Result for 802.11be 40MHz mode

Measurement Summary

DUT Frequency (MHz)	Radar Type No.	Detection count	Percentage of Detection Px	Detection Limit	Overall Result	Overall Comment
5510.000000	1	29 of 30	96.67%	60.0 %	PASS	
5510.000000	2	30 of 30	100.00%	60.0 %	PASS	
5510.000000	3	29 of 30	96.67%	60.0 %	PASS	
5510.000000	4	30 of 30	100.00%	60.0 %	PASS	
5510.000000	5	29 of 30	96.67%	80.0 %	PASS	
5510.000000	6	30 of 30	100.00%	70.0 %	PASS	

Aggregate Results for Short Pulse Radar Type 1-4

Aggregate Calculation as follows	Aggregate Percentage	Aggregate Limit	Aggregate Result	Aggregate Comment
(P1 + P2 + P3 + P4) / 4	98.33%	80.0 %	PASS	

This report shall not be reproduced except in full, without the written approval of UL Verification Services (Guangzhou) Co., Ltd, Song Shan Lake Branch.

Detailed Results for Radar Type 1

Trial Number	Random Trial used	Pulse Width (µs)	PRI (µs)	No. of Pulses	Pulses Detected	Comment
1	32	1.000	1303.000	41	YES	
2	11	1.000	718.000	74	YES	
3	1	1.000	518.000	102	YES	
4	8	1.000	658.000	81	YES	
5	31	1.000	1205.000	44	YES	
6	6	1.000	618.000	86	YES	
7	23	1.000	3066.000	18	YES	
8	7	1.000	638.000	83	YES	
9	10	1.000	698.000	76	YES	
10	38	1.000	1888.000	28	YES	
11	15	1.000	798.000	67	YES	
12	40	1.000	2084.000	26	YES	
13	25	1.000	620.000	86	YES	
14	21	1.000	918.000	58	YES	
15	43	1.000	2376.000	23	YES	
16	24	1.000	522.000	102	YES	
17	49	1.000	2962.000	18	YES	
18	4	1.000	578.000	92	YES	
19	36	1.000	1693.000	32	YES	
20	26	1.000	717.000	74	YES	
21	33	1.000	1400.000	38	YES	
22	5	1.000	598.000	89	YES	
23	45	1.000	2572.000	21	YES	
24	28	1.000	912.000	58	No	
25	22	1.000	938.000	57	YES	
26	37	1.000	1791.000	30	YES	
27	42	1.000	2279.000	24	YES	
28	19	1.000	878.000	61	YES	
29	35	1.000	1596.000	34	YES	
30	16	1.000	818.000	65	YES	

This report shall not be reproduced except in full, without the written approval of UL Verification Services (Guangzhou) Co., Ltd, Song Shan Lake Branch.

Detailed Results for Radar Type 2

Trial Number	Random Trial used	Pulse Width (µs)	PRI (µs)	No. of Pulses	Pulses Detected	Comment
1	22	2.400	209.000	26	YES	
2	50	4.100	158.000	25	YES	
3	20	1.200	185.000	25	YES	
4	33	2.100	228.000	28	YES	
5	46	3.000	191.000	28	YES	
6	36	3.200	200.000	28	YES	
7	47	3.400	213.000	27	YES	
8	44	3.500	167.000	29	YES	
9	32	3.700	222.000	26	YES	
10	14	4.800	175.000	24	YES	
11	48	4.200	227.000	24	YES	
12	45	3.200	227.000	29	YES	
13	10	1.200	175.000	26	YES	
14	27	2.700	199.000	29	YES	
15	7	1.400	185.000	27	YES	
16	23	3.800	187.000	28	YES	
17	3	5.000	192.000	23	YES	
18	34	2.200	197.000	28	YES	
19	15	2.200	180.000	29	YES	
20	2	4.500	191.000	23	YES	
21	18	2.000	153.000	24	YES	
22	11	1.700	224.000	23	YES	
23	5	3.500	226.000	26	YES	
24	37	3.400	191.000	24	YES	
25	6	3.700	161.000	26	YES	
26	9	3.900	212.000	27	YES	
27	4	4.700	200.000	23	YES	
28	19	2.000	200.000	25	YES	
29	21	3.600	193.000	28	YES	
30	30	4.200	173.000	25	YES	

This report shall not be reproduced except in full, without the written approval of UL Verification Services (Guangzhou) Co., Ltd, Song Shan Lake Branch.

Detailed Results for Radar Type 3

Trial Number	Random Trial used	Pulse Width (µs)	PRI (µs)	No. of Pulses	Pulses Detected	Comment
1	49	6.500	288.000	18	YES	
2	27	6.600	301.000	17	YES	
3	38	6.300	476.000	17	YES	
4	35	7.300	200.000	18	YES	
5	50	7.700	206.000	17	YES	
6	4	8.300	462.000	17	YES	
7	7	6.500	466.000	17	YES	
8	8	7.000	358.000	17	YES	
9	11	9.000	500.000	16	YES	
10	14	6.600	455.000	16	YES	
11	30	8.400	309.000	17	YES	
12	25	9.600	458.000	17	YES	
13	13	8.400	343.000	17	YES	
14	2	7.500	211.000	17	YES	
15	37	7.500	217.000	17	YES	
16	41	7.700	467.000	16	YES	
17	15	8.100	436.000	17	YES	
18	36	9.800	494.000	17	YES	
19	26	9.200	497.000	17	No	
20	28	9.800	316.000	17	YES	
21	6	7.500	429.000	17	YES	
22	16	8.900	340.000	16	YES	
23	19	9.600	336.000	18	YES	
24	44	7.100	457.000	16	YES	
25	3	9.500	297.000	16	YES	
26	12	8.000	463.000	17	YES	
27	48	9.000	448.000	18	YES	
28	34	6.400	477.000	17	YES	
29	46	8.500	349.000	17	YES	
30	21	8.100	204.000	17	YES	

This report shall not be reproduced except in full, without the written approval of UL Verification Services (Guangzhou) Co., Ltd, Song Shan Lake Branch.

Detailed Results for Radar Type 4

Trial Number	Random Trial used	Pulse Width (µs)	PRI (µs)	No. of Pulses	Pulses Detected	Comment
1	13	16.000	485.000	14	YES	
2	8	14.100	283.000	15	YES	
3	45	16.700	419.000	16	YES	
4	19	15.700	403.000	16	YES	
5	35	12.600	268.000	13	YES	
6	33	19.500	384.000	13	YES	
7	24	18.100	397.000	14	YES	
8	44	17.900	458.000	14	YES	
9	5	14.100	478.000	15	YES	
10	23	18.300	265.000	14	YES	
11	12	16.000	461.000	13	YES	
12	28	13.000	309.000	14	YES	
13	32	12.600	293.000	15	YES	
14	22	17.800	420.000	13	YES	
15	27	15.600	303.000	13	YES	
16	4	12.600	360.000	14	YES	
17	46	15.300	488.000	14	YES	
18	42	18.500	208.000	14	YES	
19	11	14.900	223.000	12	YES	
20	36	12.500	413.000	14	YES	
21	1	15.900	410.000	13	YES	
22	7	18.600	236.000	12	YES	
23	48	14.500	433.000	12	YES	
24	41	13.300	439.000	14	YES	
25	34	17.300	366.000	14	YES	
26	21	11.700	483.000	16	YES	
27	18	15.600	420.000	15	YES	
28	31	14.400	266.000	14	YES	
29	14	16.600	212.000	16	YES	
30	38	15.500	451.000	15	YES	

This report shall not be reproduced except in full, without the written approval of UL Verification Services (Guangzhou) Co., Ltd, Song Shan Lake Branch.

Detailed Results for Radar Type 5

Trial Number	Random Trial used	Pulses Detected	Comment
1	3	YES	For detailed burst data see separate table Type5_Trial1
2	34	YES	For detailed burst data see separate table Type5_Trial2
3	41	YES	For detailed burst data see separate table Type5_Trial3
4	32	YES	For detailed burst data see separate table Type5_Trial4
5	28	YES	For detailed burst data see separate table Type5_Trial5
6	9	YES	For detailed burst data see separate table Type5_Trial6
7	39	YES	For detailed burst data see separate table Type5_Trial7
8	13	YES	For detailed burst data see separate table Type5_Trial8
9	10	YES	For detailed burst data see separate table Type5_Trial9
10	24	YES	For detailed burst data see separate table Type5_Trial10
11	49	YES	For detailed burst data see separate table Type5_Trial11
12	44	YES	For detailed burst data see separate table Type5_Trial12
13	11	YES	For detailed burst data see separate table Type5_Trial13
14	50	YES	For detailed burst data see separate table Type5_Trial14
15	33	YES	For detailed burst data see separate table Type5_Trial15
16	15	YES	For detailed burst data see separate table Type5_Trial16
17	23	YES	For detailed burst data see separate table Type5_Trial17
18	25	YES	For detailed burst data see separate table Type5_Trial18
19	38	YES	For detailed burst data see separate table Type5_Trial19
20	30	YES	For detailed burst data see separate table Type5_Trial20
21	48	YES	For detailed burst data see separate table Type5_Trial21
22	46	YES	For detailed burst data see separate table Type5_Trial22
23	5	YES	For detailed burst data see separate table Type5_Trial23
24	36	YES	For detailed burst data see separate table Type5_Trial24
25	45	YES	For detailed burst data see separate table Type5_Trial25
26	6	YES	For detailed burst data see separate table Type5_Trial26
27	18	YES	For detailed burst data see separate table Type5_Trial27
28	37	YES	For detailed burst data see separate table Type5_Trial28
29	21	No	For detailed burst data see separate table Type5_Trial29
30	19	YES	For detailed burst data see separate table Type5_Trial30

This report shall not be reproduced except in full, without the written approval of UL Verification Services (Guangzhou) Co., Ltd, Song Shan Lake Branch.

Detailed Results for Radar Type 5_Trial 1

Burst	No. of Pulses	Pulse Width (µs)	Chirp Width (MHz)	Pulse 1-to-2 Spacing (µs)	Pulse 2-to-3 Spacing (µs)	Starting Location Within Interval (µs)
1	2	54.600	13.000000	1482.000	---	997.000
2	3	58.000	13.000000	1111.000	999.000	712.000
3	3	63.400	13.000000	1268.000	1709.000	269.000
4	3	67.400	13.000000	1035.000	1498.000	377.000
5	3	70.200	13.000000	1122.000	999.000	381.000
6	1	92.500	13.000000	---	---	942.000
7	3	63.900	13.000000	1233.000	1239.000	49.000
8	1	67.700	13.000000	---	---	121.000
9	2	74.700	13.000000	1791.000	---	596.000
10	2	98.000	13.000000	1740.000	---	602.000

This report shall not be reproduced except in full, without the written approval of UL Verification Services (Guangzhou) Co., Ltd, Song Shan Lake Branch.

Detailed Results for Radar Type 5_Trial 2

Burst	No. of Pulses	Pulse Width (µs)	Chirp Width (MHz)	Pulse 1-to-2 Spacing (µs)	Pulse 2-to-3 Spacing (µs)	Starting Location Within Interval (µs)
1	2	68.600	13.000000	1614.000	---	278.000
2	3	78.700	13.000000	1230.000	1429.000	455.000
3	2	72.000	13.000000	1581.000	---	173.000
4	2	75.600	13.000000	977.000	---	212.000
5	2	65.500	13.000000	1725.000	---	589.000
6	2	55.000	13.000000	1600.000	---	3.000
7	1	57.000	13.000000	---	---	642.000
8	2	70.100	13.000000	1454.000	---	556.000
9	2	52.700	13.000000	1212.000	---	448.000
10	3	61.200	13.000000	1845.000	1035.000	543.000
11	2	98.000	13.000000	1740.000	---	298.000
12	2	56.300	13.000000	1488.000	---	3.000
13	3	74.200	13.000000	1454.000	1697.000	589.000
14	1	91.600	13.000000	---	---	282.000
15	3	70.600	13.000000	1578.000	1218.000	414.000

This report shall not be reproduced except in full, without the written approval of UL Verification Services (Guangzhou) Co., Ltd, Song Shan Lake Branch.

Detailed Results for Radar Type 5_Trial 3

Burst	No. of Pulses	Pulse Width (µs)	Chirp Width (MHz)	Pulse 1-to-2 Spacing (µs)	Pulse 2-to-3 Spacing (µs)	Starting Location Within Interval (µs)
1	2	69.200	20.000000	1589.000	---	608.000
2	2	96.300	20.000000	1096.000	---	1107.000
3	2	65.100	20.000000	973.000	---	1251.000
4	3	82.700	20.000000	1229.000	1116.000	442.000
5	1	86.700	20.000000	---	---	528.000
6	1	50.500	20.000000	---	---	261.000
7	2	74.700	20.000000	1296.000	---	317.000
8	1	58.000	20.000000	---	---	131.000
9	3	82.600	20.000000	1463.000	985.000	1132.000

This report shall not be reproduced except in full, without the written approval of UL Verification Services (Guangzhou) Co., Ltd, Song Shan Lake Branch.

Detailed Results for Radar Type 5_Trial 4

Burst	No. of Pulses	Pulse Width (µs)	Chirp Width (MHz)	Pulse 1-to-2 Spacing (µs)	Pulse 2-to-3 Spacing (µs)	Starting Location Within Interval (µs)
1	1	80.900	6.000000	---	---	565.000
2	3	55.800	6.000000	1708.000	1448.000	439.000
3	2	93.400	6.000000	985.000	---	706.000
4	2	83.200	6.000000	1912.000	---	758.000
5	3	59.100	6.000000	1594.000	1591.000	79.000
6	2	74.400	6.000000	939.000	---	107.000
7	3	85.400	6.000000	1733.000	1253.000	238.000
8	3	98.000	6.000000	1896.000	1606.000	373.000
9	1	92.100	6.000000	---	---	363.000
10	1	84.400	6.000000	---	---	227.000
11	2	67.400	6.000000	1272.000	---	646.000
12	3	92.000	6.000000	1831.000	1066.000	457.000
13	3	87.500	6.000000	1763.000	1055.000	22.000

This report shall not be reproduced except in full, without the written approval of UL Verification Services (Guangzhou) Co., Ltd, Song Shan Lake Branch.

Detailed Results for Radar Type 5_Trial 5

Burst	No. of Pulses	Pulse Width (µs)	Chirp Width (MHz)	Pulse 1-to-2 Spacing (µs)	Pulse 2-to-3 Spacing (µs)	Starting Location Within Interval (µs)
1	2	97.500	12.000000	1544.000	---	99.000
2	2	65.600	12.000000	1375.000	---	550.000
3	1	68.300	12.000000	---	---	550.000
4	3	50.300	12.000000	1878.000	1651.000	1131.000
5	3	51.700	12.000000	975.000	1518.000	102.000
6	3	57.200	12.000000	1700.000	1447.000	1041.000
7	2	98.400	12.000000	1637.000	---	130.000
8	3	58.900	12.000000	1602.000	1161.000	38.000
9	2	60.100	12.000000	984.000	---	333.000

This report shall not be reproduced except in full, without the written approval of UL Verification Services (Guangzhou) Co., Ltd, Song Shan Lake Branch.

Detailed Results for Radar Type 5_Trial 6

Burst	No. of Pulses	Pulse Width (µs)	Chirp Width (MHz)	Pulse 1-to-2 Spacing (µs)	Pulse 2-to-3 Spacing (µs)	Starting Location Within Interval (µs)
1	2	70.500	17.000000	956.000	---	247.000
2	3	85.800	17.000000	1726.000	1051.000	659.000
3	2	67.600	17.000000	1910.000	---	383.000
4	2	97.900	17.000000	1794.000	---	123.000
5	3	55.000	17.000000	1798.000	1000.000	48.000
6	2	55.900	17.000000	1322.000	---	464.000
7	3	53.400	17.000000	1270.000	1431.000	347.000
8	2	88.300	17.000000	1417.000	---	544.000
9	2	95.600	17.000000	1228.000	---	453.000
10	2	70.400	17.000000	1039.000	---	291.000
11	2	53.000	17.000000	1860.000	---	689.000
12	1	80.600	17.000000	---	---	628.000
13	3	67.000	17.000000	1382.000	1724.000	487.000
14	2	67.300	17.000000	1895.000	---	682.000
15	2	63.100	17.000000	1171.000	---	343.000
16	2	79.400	17.000000	1369.000	---	186.000

This report shall not be reproduced except in full, without the written approval of UL Verification Services (Guangzhou) Co., Ltd, Song Shan Lake Branch.

Detailed Results for Radar Type 5_Trial 7

Burst	No. of Pulses	Pulse Width (µs)	Chirp Width (MHz)	Pulse 1-to-2 Spacing (µs)	Pulse 2-to-3 Spacing (µs)	Starting Location Within Interval (µs)
1	1	70.600	15.000000	---	---	302.000
2	1	74.700	15.000000	---	---	299.000
3	1	63.600	15.000000	---	---	82.000
4	2	52.100	15.000000	1812.000	---	536.000
5	1	97.500	15.000000	---	---	395.000
6	2	96.300	15.000000	1335.000	---	250.000
7	3	70.800	15.000000	1052.000	1243.000	462.000
8	3	59.600	15.000000	1059.000	1550.000	477.000
9	3	99.200	15.000000	1633.000	1572.000	254.000
10	1	53.300	15.000000	---	---	33.000
11	3	98.600	15.000000	1526.000	1428.000	564.000
12	3	89.300	15.000000	1017.000	1662.000	221.000
13	1	62.700	15.000000	---	---	248.000
14	2	70.400	15.000000	1855.000	---	232.000
15	3	61.400	15.000000	1444.000	1073.000	470.000
16	1	76.000	15.000000	---	---	441.000
17	2	90.800	15.000000	1164.000	---	195.000
18	3	65.200	15.000000	1246.000	1582.000	246.000
19	3	74.700	15.000000	928.000	1671.000	194.000
20	2	75.100	15.000000	989.000	---	83.000

This report shall not be reproduced except in full, without the written approval of UL Verification Services (Guangzhou) Co., Ltd, Song Shan Lake Branch.

Detailed Results for Radar Type 5_Trial 8

Burst	No. of Pulses	Pulse Width (µs)	Chirp Width (MHz)	Pulse 1-to-2 Spacing (µs)	Pulse 2-to-3 Spacing (µs)	Starting Location Within Interval (µs)
1	1	51.100	19.000000	---	---	551.000
2	2	85.100	19.000000	1734.000	---	404.000
3	3	52.100	19.000000	1720.000	1874.000	512.000
4	1	74.000	19.000000	---	---	40.000
5	2	52.100	19.000000	1849.000	---	96.000
6	2	76.700	19.000000	1657.000	---	349.000
7	1	55.400	19.000000	---	---	91.000
8	3	81.200	19.000000	1796.000	1552.000	89.000
9	2	60.900	19.000000	1713.000	---	57.000
10	2	57.100	19.000000	1611.000	---	530.000
11	2	50.100	19.000000	1364.000	---	248.000
12	1	89.400	19.000000	---	---	296.000
13	3	64.500	19.000000	1437.000	1500.000	469.000
14	2	72.500	19.000000	1415.000	---	437.000
15	3	72.200	19.000000	1705.000	1577.000	554.000
16	2	87.800	19.000000	1175.000	---	48.000
17	2	91.300	19.000000	1613.000	---	537.000
18	2	65.400	19.000000	1307.000	---	194.000
19	1	56.300	19.000000	---	---	276.000
20	2	68.900	19.000000	1611.000	---	430.000

This report shall not be reproduced except in full, without the written approval of UL Verification Services (Guangzhou) Co., Ltd, Song Shan Lake Branch.

Detailed Results for Radar Type 5_Trial 9

Burst	No. of Pulses	Pulse Width (µs)	Chirp Width (MHz)	Pulse 1-to-2 Spacing (µs)	Pulse 2-to-3 Spacing (µs)	Starting Location Within Interval (µs)
1	3	64.900	8.000000	1505.000	942.000	403.000
2	2	74.300	8.000000	1789.000	---	177.000
3	3	70.800	8.000000	1084.000	1077.000	477.000
4	2	89.800	8.000000	1727.000	---	39.000
5	2	93.800	8.000000	1220.000	---	581.000
6	3	71.300	8.000000	1699.000	1079.000	519.000
7	2	73.200	8.000000	1306.000	---	9.000
8	2	78.200	8.000000	1010.000	---	72.000
9	3	65.600	8.000000	1443.000	1201.000	152.000
10	2	80.300	8.000000	1521.000	---	187.000
11	1	53.000	8.000000	---	---	669.000
12	2	97.600	8.000000	1808.000	---	558.000
13	2	69.000	8.000000	1583.000	---	502.000
14	3	98.300	8.000000	1282.000	1548.000	356.000
15	3	58.000	8.000000	1058.000	1448.000	179.000
16	2	53.300	8.000000	993.000	---	253.000
17	2	78.600	8.000000	1265.000	---	413.000

This report shall not be reproduced except in full, without the written approval of UL Verification Services (Guangzhou) Co., Ltd, Song Shan Lake Branch.

Detailed Results for Radar Type 5_Trial 10

Burst	No. of Pulses	Pulse Width (µs)	Chirp Width (MHz)	Pulse 1-to-2 Spacing (µs)	Pulse 2-to-3 Spacing (µs)	Starting Location Within Interval (µs)
1	2	78.300	8.000000	1113.000	---	442.000
2	3	73.800	8.000000	1354.000	1837.000	373.000
3	3	76.100	8.000000	1355.000	1639.000	48.000
4	3	87.300	8.000000	1498.000	1822.000	357.000
5	1	50.900	8.000000	---	---	161.000
6	2	69.700	8.000000	1619.000	---	132.000
7	3	76.000	8.000000	1288.000	1532.000	644.000
8	2	60.600	8.000000	1300.000	---	48.000
9	1	98.100	8.000000	---	---	403.000
10	2	52.200	8.000000	1422.000	---	506.000
11	2	98.400	8.000000	1351.000	---	22.000
12	2	87.700	8.000000	1180.000	---	634.000
13	3	82.400	8.000000	1704.000	1848.000	28.000
14	3	68.900	8.000000	1080.000	1341.000	12.000
15	2	71.600	8.000000	1681.000	---	577.000
16	3	93.100	8.000000	1758.000	1536.000	609.000
17	2	52.100	8.000000	1941.000	---	612.000
18	2	89.200	8.000000	966.000	---	60.000

This report shall not be reproduced except in full, without the written approval of UL Verification Services (Guangzhou) Co., Ltd, Song Shan Lake Branch.

Detailed Results for Radar Type 5_Trial 11

Burst	No. of Pulses	Pulse Width (µs)	Chirp Width (MHz)	Pulse 1-to-2 Spacing (µs)	Pulse 2-to-3 Spacing (µs)	Starting Location Within Interval (µs)
1	2	69.400	19.000000	1872.000	---	221.000
2	2	59.100	19.000000	1839.000	---	120.000
3	3	76.800	19.000000	1911.000	981.000	550.000
4	2	70.500	19.000000	1328.000	---	331.000
5	1	63.100	19.000000	---	---	681.000
6	3	59.900	19.000000	1048.000	1055.000	264.000
7	2	50.000	19.000000	1246.000	---	301.000
8	2	53.200	19.000000	993.000	---	222.000
9	1	80.500	19.000000	---	---	496.000
10	2	86.900	19.000000	1135.000	---	371.000
11	3	99.000	19.000000	1818.000	935.000	639.000
12	3	85.200	19.000000	1495.000	1079.000	633.000
13	3	68.700	19.000000	1289.000	1482.000	99.000
14	2	85.700	19.000000	1340.000	---	358.000
15	2	82.900	19.000000	1395.000	---	502.000
16	2	53.400	19.000000	1111.000	---	74.000
17	2	97.400	19.000000	1764.000	---	476.000

This report shall not be reproduced except in full, without the written approval of UL Verification Services (Guangzhou) Co., Ltd, Song Shan Lake Branch.

Detailed Results for Radar Type 5_Trial 12

Burst	No. of Pulses	Pulse Width (µs)	Chirp Width (MHz)	Pulse 1-to-2 Spacing (µs)	Pulse 2-to-3 Spacing (µs)	Starting Location Within Interval (µs)
1	3	75.600	14.000000	1717.000	1819.000	814.000
2	2	87.500	14.000000	1850.000	---	108.000
3	1	69.100	14.000000	---	---	310.000
4	2	55.800	14.000000	972.000	---	0.000
5	1	90.600	14.000000	---	---	277.000
6	2	87.800	14.000000	1808.000	---	20.000
7	1	74.000	14.000000	---	---	35.000
8	3	94.800	14.000000	1120.000	938.000	554.000
9	2	57.200	14.000000	1619.000	---	141.000
10	1	56.000	14.000000	---	---	595.000
11	2	99.500	14.000000	1143.000	---	262.000
12	2	66.500	14.000000	1675.000	---	557.000

This report shall not be reproduced except in full, without the written approval of UL Verification Services (Guangzhou) Co., Ltd, Song Shan Lake Branch.

Detailed Results for Radar Type 5_Trial 13

Burst	No. of Pulses	Pulse Width (µs)	Chirp Width (MHz)	Pulse 1-to-2 Spacing (µs)	Pulse 2-to-3 Spacing (µs)	Starting Location Within Interval (µs)
1	3	61.700	11.000000	1264.000	1572.000	640.000
2	3	82.600	11.000000	923.000	1387.000	439.000
3	2	74.800	11.000000	1230.000	---	16.000
4	2	77.700	11.000000	1544.000	---	613.000
5	1	80.400	11.000000	---	---	213.000
6	3	88.700	11.000000	1316.000	1461.000	568.000
7	3	78.100	11.000000	1065.000	1167.000	387.000
8	2	56.600	11.000000	1454.000	---	647.000
9	1	63.600	11.000000	---	---	285.000
10	2	73.100	11.000000	1369.000	---	189.000
11	2	67.900	11.000000	994.000	---	165.000
12	2	76.500	11.000000	1164.000	---	480.000
13	1	63.700	11.000000	---	---	28.000
14	2	70.100	11.000000	1823.000	---	516.000
15	2	90.400	11.000000	1694.000	---	561.000
16	2	87.700	11.000000	1528.000	---	420.000
17	3	77.700	11.000000	1339.000	1407.000	61.000
18	1	81.300	11.000000	---	---	67.000

This report shall not be reproduced except in full, without the written approval of UL Verification Services (Guangzhou) Co., Ltd, Song Shan Lake Branch.

Detailed Results for Radar Type 5_Trial 14

Burst	No. of Pulses	Pulse Width (µs)	Chirp Width (MHz)	Pulse 1-to-2 Spacing (µs)	Pulse 2-to-3 Spacing (µs)	Starting Location Within Interval (µs)
1	2	63.100	5.000000	1767.000	---	49.000
2	2	54.000	5.000000	1907.000	---	76.000
3	1	74.000	5.000000	---	---	573.000
4	3	69.500	5.000000	1490.000	1185.000	440.000
5	2	62.300	5.000000	1013.000	---	645.000
6	2	52.800	5.000000	1682.000	---	178.000
7	2	90.100	5.000000	1367.000	---	171.000
8	1	86.200	5.000000	---	---	251.000
9	2	94.800	5.000000	908.000	---	307.000
10	2	66.500	5.000000	972.000	---	415.000
11	3	60.800	5.000000	1555.000	1769.000	440.000
12	2	69.200	5.000000	1364.000	---	408.000
13	2	82.600	5.000000	1077.000	---	86.000
14	3	89.600	5.000000	934.000	1096.000	215.000
15	2	87.700	5.000000	958.000	---	272.000
16	2	74.300	5.000000	1246.000	---	576.000
17	1	98.600	5.000000	---	---	262.000
18	3	82.600	5.000000	1172.000	1322.000	628.000

This report shall not be reproduced except in full, without the written approval of UL Verification Services (Guangzhou) Co., Ltd, Song Shan Lake Branch.

Detailed Results for Radar Type 5_Trial 15

Burst	No. of Pulses	Pulse Width (µs)	Chirp Width (MHz)	Pulse 1-to-2 Spacing (µs)	Pulse 2-to-3 Spacing (µs)	Starting Location Within Interval (µs)
1	2	59.500	11.000000	1738.000	---	660.000
2	1	57.000	11.000000	---	---	796.000
3	2	54.400	11.000000	1891.000	---	779.000
4	2	97.500	11.000000	1566.000	---	298.000
5	3	52.000	11.000000	1941.000	1472.000	201.000
6	1	62.500	11.000000	---	---	211.000
7	2	79.100	11.000000	1016.000	---	30.000
8	2	98.600	11.000000	927.000	---	485.000
9	2	52.900	11.000000	1814.000	---	328.000
10	2	64.600	11.000000	1644.000	---	339.000
11	3	75.300	11.000000	1710.000	1296.000	500.000
12	1	74.200	11.000000	---	---	451.000
13	1	58.400	11.000000	---	---	160.000
14	1	97.500	11.000000	---	---	573.000

This report shall not be reproduced except in full, without the written approval of UL Verification Services (Guangzhou) Co., Ltd, Song Shan Lake Branch.

Detailed Results for Radar Type 5_Trial 16

Burst	No. of Pulses	Pulse Width (µs)	Chirp Width (MHz)	Pulse 1-to-2 Spacing (µs)	Pulse 2-to-3 Spacing (µs)	Starting Location Within Interval (µs)
1	2	50.800	18.000000	1595.000	---	21.000
2	2	52.000	18.000000	1563.000	---	729.000
3	2	58.800	18.000000	1384.000	---	15.000
4	2	79.700	18.000000	979.000	---	261.000
5	1	69.500	18.000000	---	---	533.000
6	2	98.900	18.000000	1015.000	---	493.000
7	2	82.800	18.000000	1634.000	---	218.000
8	1	70.100	18.000000	---	---	1102.000
9	2	89.200	18.000000	1357.000	---	524.000

This report shall not be reproduced except in full, without the written approval of UL Verification Services (Guangzhou) Co., Ltd, Song Shan Lake Branch.

Detailed Results for Radar Type 5_Trial 17

Burst	No. of Pulses	Pulse Width (µs)	Chirp Width (MHz)	Pulse 1-to-2 Spacing (µs)	Pulse 2-to-3 Spacing (µs)	Starting Location Within Interval (µs)
1	2	51.000	9.000000	1731.000	---	259.000
2	2	69.300	9.000000	1762.000	---	617.000
3	1	94.600	9.000000	---	---	379.000
4	2	65.100	9.000000	1536.000	---	103.000
5	3	51.100	9.000000	1546.000	1400.000	650.000
6	2	86.100	9.000000	1619.000	---	221.000
7	1	80.000	9.000000	---	---	44.000
8	1	60.800	9.000000	---	---	384.000
9	3	56.200	9.000000	1627.000	1397.000	126.000
10	1	99.700	9.000000	---	---	20.000
11	1	84.000	9.000000	---	---	411.000
12	3	83.100	9.000000	1223.000	1586.000	232.000
13	1	50.900	9.000000	---	---	179.000
14	1	53.200	9.000000	---	---	48.000
15	2	71.800	9.000000	1079.000	---	692.000
16	2	66.300	9.000000	1893.000	---	503.000
17	2	51.200	9.000000	1362.000	---	455.000

This report shall not be reproduced except in full, without the written approval of UL Verification Services (Guangzhou) Co., Ltd, Song Shan Lake Branch.

Detailed Results for Radar Type 5_Trial 18

Burst	No. of Pulses	Pulse Width (µs)	Chirp Width (MHz)	Pulse 1-to-2 Spacing (µs)	Pulse 2-to-3 Spacing (µs)	Starting Location Within Interval (µs)
1	2	97.100	19.000000	1539.000	---	378.000
2	2	62.500	19.000000	1931.000	---	586.000
3	3	85.200	19.000000	1860.000	942.000	473.000
4	2	57.800	19.000000	1401.000	---	394.000
5	1	72.100	19.000000	---	---	254.000
6	1	92.700	19.000000	---	---	242.000
7	2	56.200	19.000000	1405.000	---	411.000
8	3	54.300	19.000000	1382.000	1712.000	591.000
9	3	88.200	19.000000	1026.000	1680.000	17.000
10	3	68.200	19.000000	1051.000	1804.000	269.000
11	2	91.600	19.000000	1080.000	---	315.000
12	2	94.700	19.000000	1056.000	---	501.000
13	2	60.900	19.000000	1566.000	---	227.000
14	2	57.700	19.000000	1345.000	---	332.000
15	2	80.500	19.000000	1002.000	---	131.000
16	1	78.700	19.000000	---	---	51.000
17	2	95.800	19.000000	1851.000	---	346.000
18	3	74.500	19.000000	1430.000	1097.000	108.000
19	3	65.700	19.000000	1155.000	1430.000	508.000

This report shall not be reproduced except in full, without the written approval of UL Verification Services (Guangzhou) Co., Ltd, Song Shan Lake Branch.

Detailed Results for Radar Type 5_Trial 19

Burst	No. of Pulses	Pulse Width (µs)	Chirp Width (MHz)	Pulse 1-to-2 Spacing (µs)	Pulse 2-to-3 Spacing (µs)	Starting Location Within Interval (µs)
1	2	79.600	17.000000	1029.000	---	270.000
2	1	90.200	17.000000	---	---	580.000
3	3	66.100	17.000000	1312.000	1766.000	86.000
4	1	95.200	17.000000	---	---	92.000
5	2	76.300	17.000000	1238.000	---	368.000
6	2	75.800	17.000000	1106.000	---	165.000
7	3	50.700	17.000000	1312.000	1580.000	377.000
8	3	56.300	17.000000	1837.000	1154.000	323.000
9	3	56.100	17.000000	1061.000	1394.000	400.000
10	3	81.200	17.000000	1582.000	1379.000	405.000
11	2	89.700	17.000000	1845.000	---	506.000
12	1	97.800	17.000000	---	---	331.000
13	1	75.700	17.000000	---	---	430.000
14	3	50.200	17.000000	1237.000	1653.000	544.000
15	2	52.000	17.000000	1729.000	---	339.000
16	2	69.400	17.000000	1603.000	---	44.000
17	2	67.500	17.000000	1168.000	---	521.000
18	2	98.100	17.000000	958.000	---	384.000
19	3	63.600	17.000000	1260.000	1640.000	194.000

This report shall not be reproduced except in full, without the written approval of UL Verification Services (Guangzhou) Co., Ltd, Song Shan Lake Branch.

Detailed Results for Radar Type 5_Trial 20

Burst	No. of Pulses	Pulse Width (µs)	Chirp Width (MHz)	Pulse 1-to-2 Spacing (µs)	Pulse 2-to-3 Spacing (µs)	Starting Location Within Interval (µs)
1	2	77.900	16.000000	1250.000	---	478.000
2	2	69.500	16.000000	1007.000	---	962.000
3	2	74.500	16.000000	1631.000	---	657.000
4	1	93.900	16.000000	---	---	564.000
5	2	55.400	16.000000	949.000	---	59.000
6	3	50.400	16.000000	1162.000	1396.000	565.000
7	1	68.600	16.000000	---	---	732.000
8	3	88.700	16.000000	1750.000	1835.000	872.000
9	2	54.900	16.000000	1869.000	---	32.000
10	3	51.000	16.000000	970.000	1344.000	750.000
11	3	86.500	16.000000	1599.000	1682.000	364.000

This report shall not be reproduced except in full, without the written approval of UL Verification Services (Guangzhou) Co., Ltd, Song Shan Lake Branch.

Detailed Results for Radar Type 5_Trial 21

Burst	No. of Pulses	Pulse Width (µs)	Chirp Width (MHz)	Pulse 1-to-2 Spacing (µs)	Pulse 2-to-3 Spacing (µs)	Starting Location Within Interval (µs)
1	2	97.900	7.000000	1124.000	---	368.000
2	2	94.200	7.000000	1097.000	---	363.000
3	2	95.600	7.000000	1706.000	---	338.000
4	3	60.700	7.000000	1726.000	1788.000	628.000
5	2	79.600	7.000000	921.000	---	352.000
6	2	55.700	7.000000	1463.000	---	71.000
7	2	92.300	7.000000	1486.000	---	208.000
8	3	59.600	7.000000	1550.000	1830.000	605.000
9	2	95.900	7.000000	1529.000	---	727.000
10	2	87.500	7.000000	1521.000	---	637.000
11	3	81.100	7.000000	961.000	1815.000	593.000
12	3	93.000	7.000000	1246.000	1717.000	400.000
13	3	62.500	7.000000	1219.000	1563.000	742.000
14	1	70.400	7.000000	---	---	627.000
15	2	63.400	7.000000	1345.000	---	439.000
16	1	78.000	7.000000	---	---	663.000

This report shall not be reproduced except in full, without the written approval of UL Verification Services (Guangzhou) Co., Ltd, Song Shan Lake Branch.

Detailed Results for Radar Type 5_Trial 22

Burst	No. of Pulses	Pulse Width (µs)	Chirp Width (MHz)	Pulse 1-to-2 Spacing (µs)	Pulse 2-to-3 Spacing (µs)	Starting Location Within Interval (µs)
1	3	52.300	11.000000	1799.000	1297.000	737.000
2	3	53.600	11.000000	1397.000	1860.000	189.000
3	1	59.200	11.000000	---	---	495.000
4	3	54.300	11.000000	1885.000	1319.000	152.000
5	1	75.600	11.000000	---	---	76.000
6	1	52.900	11.000000	---	---	190.000
7	1	97.700	11.000000	---	---	195.000
8	2	50.200	11.000000	1276.000	---	604.000
9	3	95.000	11.000000	1526.000	1582.000	267.000
10	3	77.500	11.000000	1494.000	1729.000	842.000
11	1	66.900	11.000000	---	---	144.000
12	2	96.100	11.000000	1441.000	---	435.000
13	3	62.500	11.000000	1037.000	1474.000	262.000
14	2	53.100	11.000000	1278.000	---	525.000

This report shall not be reproduced except in full, without the written approval of UL Verification Services (Guangzhou) Co., Ltd, Song Shan Lake Branch.

Detailed Results for Radar Type 5_Trial 23

Burst	No. of Pulses	Pulse Width (µs)	Chirp Width (MHz)	Pulse 1-to-2 Spacing (µs)	Pulse 2-to-3 Spacing (µs)	Starting Location Within Interval (µs)
1	2	58.200	10.000000	1320.000	---	122.000
2	2	66.300	10.000000	1849.000	---	244.000
3	3	62.100	10.000000	1589.000	1390.000	229.000
4	2	74.300	10.000000	1184.000	---	976.000
5	1	58.600	10.000000	---	---	730.000
6	3	82.600	10.000000	1633.000	1513.000	669.000
7	1	73.100	10.000000	---	---	735.000
8	1	90.900	10.000000	---	---	645.000
9	3	66.300	10.000000	1563.000	1348.000	380.000
10	2	54.800	10.000000	1384.000	---	556.000
11	3	65.600	10.000000	1218.000	937.000	801.000
12	3	74.500	10.000000	958.000	1010.000	493.000

This report shall not be reproduced except in full, without the written approval of UL Verification Services (Guangzhou) Co., Ltd, Song Shan Lake Branch.

Detailed Results for Radar Type 5_Trial 24

Burst	No. of Pulses	Pulse Width (µs)	Chirp Width (MHz)	Pulse 1-to-2 Spacing (µs)	Pulse 2-to-3 Spacing (µs)	Starting Location Within Interval (µs)
1	2	74.800	8.000000	1894.000	---	41.000
2	2	95.100	8.000000	1815.000	---	443.000
3	1	95.500	8.000000	---	---	663.000
4	2	87.500	8.000000	1259.000	---	156.000
5	3	86.300	8.000000	947.000	1761.000	185.000
6	1	90.900	8.000000	---	---	246.000
7	2	51.800	8.000000	1879.000	---	166.000
8	1	92.100	8.000000	---	---	203.000
9	3	83.800	8.000000	1477.000	1851.000	570.000
10	1	51.500	8.000000	---	---	48.000
11	1	60.400	8.000000	---	---	1.000
12	3	95.800	8.000000	934.000	1424.000	382.000
13	2	79.200	8.000000	1808.000	---	537.000
14	3	79.500	8.000000	1300.000	1192.000	323.000
15	1	83.200	8.000000	---	---	343.000
16	2	98.800	8.000000	1791.000	---	560.000
17	2	50.800	8.000000	1866.000	---	659.000

This report shall not be reproduced except in full, without the written approval of UL Verification Services (Guangzhou) Co., Ltd, Song Shan Lake Branch.

Detailed Results for Radar Type 5_Trial 25

Burst	No. of Pulses	Pulse Width (µs)	Chirp Width (MHz)	Pulse 1-to-2 Spacing (µs)	Pulse 2-to-3 Spacing (µs)	Starting Location Within Interval (µs)
1	2	52.400	9.000000	974.000	---	609.000
2	2	55.800	9.000000	1319.000	---	738.000
3	2	58.000	9.000000	1056.000	---	899.000
4	2	50.700	9.000000	975.000	---	575.000
5	1	54.600	9.000000	---	---	73.000
6	2	82.900	9.000000	1205.000	---	107.000
7	2	51.100	9.000000	991.000	---	451.000
8	2	94.700	9.000000	1862.000	---	331.000
9	2	65.500	9.000000	1034.000	---	871.000
10	2	62.000	9.000000	1226.000	---	12.000
11	3	65.600	9.000000	1015.000	1040.000	157.000
12	2	54.800	9.000000	1350.000	---	641.000
13	2	68.900	9.000000	1496.000	---	791.000

This report shall not be reproduced except in full, without the written approval of UL Verification Services (Guangzhou) Co., Ltd, Song Shan Lake Branch.

Detailed Results for Radar Type 5_Trial 26

Burst	No. of Pulses	Pulse Width (µs)	Chirp Width (MHz)	Pulse 1-to-2 Spacing (µs)	Pulse 2-to-3 Spacing (µs)	Starting Location Within Interval (µs)
1	1	85.200	14.000000	---	---	99.000
2	3	59.000	14.000000	1887.000	1086.000	687.000
3	1	51.000	14.000000	---	---	381.000
4	2	84.800	14.000000	1906.000	---	520.000
5	3	83.200	14.000000	1466.000	1170.000	910.000
6	3	92.300	14.000000	977.000	1255.000	1.000
7	2	59.400	14.000000	1674.000	---	732.000
8	2	90.700	14.000000	1058.000	---	642.000
9	3	93.100	14.000000	961.000	934.000	359.000
10	3	74.900	14.000000	1673.000	1639.000	602.000
11	2	90.800	14.000000	1227.000	---	430.000
12	3	58.500	14.000000	1625.000	1374.000	10.000
13	1	57.700	14.000000	---	---	804.000

This report shall not be reproduced except in full, without the written approval of UL Verification Services (Guangzhou) Co., Ltd, Song Shan Lake Branch.

Detailed Results for Radar Type 5_Trial 27

Burst	No. of Pulses	Pulse Width (µs)	Chirp Width (MHz)	Pulse 1-to-2 Spacing (µs)	Pulse 2-to-3 Spacing (µs)	Starting Location Within Interval (µs)
1	1	93.600	5.000000	---	---	12.000
2	3	75.700	5.000000	1082.000	1831.000	391.000
3	1	78.600	5.000000	---	---	945.000
4	3	97.800	5.000000	1410.000	1227.000	166.000
5	2	90.700	5.000000	1124.000	---	67.000
6	2	98.300	5.000000	1313.000	---	512.000
7	3	72.800	5.000000	1011.000	1020.000	645.000
8	3	73.700	5.000000	1726.000	1553.000	442.000
9	1	90.200	5.000000	---	---	22.000
10	1	62.700	5.000000	---	---	746.000
11	3	83.300	5.000000	1501.000	1874.000	837.000
12	3	80.000	5.000000	1591.000	1770.000	458.000

This report shall not be reproduced except in full, without the written approval of UL Verification Services (Guangzhou) Co., Ltd, Song Shan Lake Branch.

Detailed Results for Radar Type 5_Trial 28

Burst	No. of Pulses	Pulse Width (µs)	Chirp Width (MHz)	Pulse 1-to-2 Spacing (µs)	Pulse 2-to-3 Spacing (µs)	Starting Location Within Interval (µs)
1	1	84.500	5.000000	---	---	77.000
2	2	85.100	5.000000	1049.000	---	561.000
3	2	77.500	5.000000	1012.000	---	322.000
4	2	95.300	5.000000	1524.000	---	591.000
5	2	69.000	5.000000	1447.000	---	479.000
6	2	65.200	5.000000	1574.000	---	177.000
7	3	77.400	5.000000	1446.000	1628.000	4.000
8	2	58.000	5.000000	1737.000	---	631.000
9	3	58.500	5.000000	1714.000	1626.000	330.000
10	1	98.600	5.000000	---	---	508.000
11	1	73.900	5.000000	---	---	27.000
12	1	67.700	5.000000	---	---	157.000
13	1	99.000	5.000000	---	---	313.000
14	2	76.800	5.000000	1232.000	---	429.000
15	2	89.900	5.000000	1618.000	---	574.000
16	3	88.000	5.000000	1587.000	1221.000	326.000
17	1	55.100	5.000000	---	---	550.000
18	3	93.900	5.000000	930.000	1084.000	275.000

This report shall not be reproduced except in full, without the written approval of UL Verification Services (Guangzhou) Co., Ltd, Song Shan Lake Branch.

Detailed Results for Radar Type 5_Trial 29

Burst	No. of Pulses	Pulse Width (µs)	Chirp Width (MHz)	Pulse 1-to-2 Spacing (µs)	Pulse 2-to-3 Spacing (µs)	Starting Location Within Interval (µs)
1	3	66.400	15.000000	1599.000	1875.000	190.000
2	1	73.600	15.000000	---	---	165.000
3	2	55.200	15.000000	1726.000	---	332.000
4	2	62.700	15.000000	1752.000	---	117.000
5	3	50.600	15.000000	1523.000	1052.000	572.000
6	2	57.800	15.000000	944.000	---	746.000
7	3	98.000	15.000000	1343.000	1215.000	147.000
8	2	82.800	15.000000	1182.000	---	30.000
9	2	62.900	15.000000	1549.000	---	395.000
10	2	50.700	15.000000	1196.000	---	333.000
11	3	69.200	15.000000	1106.000	1036.000	388.000
12	3	60.900	15.000000	1175.000	1183.000	612.000
13	2	78.500	15.000000	1908.000	---	125.000
14	2	67.800	15.000000	1667.000	---	502.000
15	2	58.000	15.000000	1869.000	---	224.000

This report shall not be reproduced except in full, without the written approval of UL Verification Services (Guangzhou) Co., Ltd, Song Shan Lake Branch.

Detailed Results for Radar Type 5_Trial 30

Burst	No. of Pulses	Pulse Width (µs)	Chirp Width (MHz)	Pulse 1-to-2 Spacing (µs)	Pulse 2-to-3 Spacing (µs)	Starting Location Within Interval (µs)
1	1	80.100	9.000000	---	---	183.000
2	2	59.600	9.000000	946.000	---	473.000
3	2	89.000	9.000000	1573.000	---	426.000
4	2	68.300	9.000000	1801.000	---	366.000
5	1	89.400	9.000000	---	---	250.000
6	2	64.000	9.000000	958.000	---	447.000
7	2	82.200	9.000000	1272.000	---	585.000
8	2	67.300	9.000000	1688.000	---	134.000
9	2	52.500	9.000000	1696.000	---	264.000
10	2	84.100	9.000000	1133.000	---	335.000
11	2	53.000	9.000000	1374.000	---	890.000
12	2	62.000	9.000000	1636.000	---	526.000
13	3	96.100	9.000000	1660.000	1103.000	493.000

This report shall not be reproduced except in full, without the written approval of UL Verification Services (Guangzhou) Co., Ltd, Song Shan Lake Branch.

Detailed Results for Radar Type 6

Trial Number	Pulse Width (µs)	PRI (µs)	No. of Pulses	Pulses Detected	Comment
1	1.000	300.000	9	YES	
2	1.000	300.000	9	YES	
3	1.000	300.000	9	YES	
4	1.000	300.000	9	YES	
5	1.000	300.000	9	YES	
6	1.000	300.000	9	YES	
7	1.000	300.000	9	YES	
8	1.000	300.000	9	YES	
9	1.000	300.000	9	YES	
10	1.000	300.000	9	YES	
11	1.000	300.000	9	YES	
12	1.000	300.000	9	YES	
13	1.000	300.000	9	YES	
14	1.000	300.000	9	YES	
15	1.000	300.000	9	YES	
16	1.000	300.000	9	YES	
17	1.000	300.000	9	YES	
18	1.000	300.000	9	YES	
19	1.000	300.000	9	YES	
20	1.000	300.000	9	YES	
21	1.000	300.000	9	YES	
22	1.000	300.000	9	YES	
23	1.000	300.000	9	YES	
24	1.000	300.000	9	YES	
25	1.000	300.000	9	YES	
26	1.000	300.000	9	YES	
27	1.000	300.000	9	YES	
28	1.000	300.000	9	YES	
29	1.000	300.000	9	YES	
30	1.000	300.000	9	YES	

This report shall not be reproduced except in full, without the written approval of UL Verification Services (Guangzhou) Co., Ltd, Song Shan Lake Branch.

7.6.2. Test Result for 802.11be 80MHz mode

Measurement Summary

DUT Frequency (MHz)	Radar Type No.	Detection count	Percentage of Detection Px	Detection Limit	Overall Result	Overall Comment
5530.000000	1	30 of 30	100.00%	60.0 %	PASS	
5530.000000	2	30 of 30	100.00%	60.0 %	PASS	
5530.000000	3	28 of 30	93.33%	60.0 %	PASS	
5530.000000	4	28 of 30	93.33%	60.0 %	PASS	
5530.000000	5	30 of 30	100.00%	80.0 %	PASS	
5530.000000	6	29 of 30	96.67%	70.0 %	PASS	

Aggregate Results for Short Pulse Radar Type 1-4

Aggregate Calculation as follows	Aggregate Percentage	Aggregate Limit	Aggregate Result	Aggregate Comment
(P1 + P2 + P3 + P4) / 4	96.67%	80.0 %	PASS	

This report shall not be reproduced except in full, without the written approval of UL Verification Services (Guangzhou) Co., Ltd, Song Shan Lake Branch.

Detailed Results for Radar Type 1

Trial Number	Random Trial used	Pulse Width (µs)	PRI (µs)	No. of Pulses	Pulses Detected	Comment
1	45	1.000	2572.000	21	YES	
2	49	1.000	2962.000	18	YES	
3	34	1.000	1498.000	36	YES	
4	47	1.000	2767.000	20	YES	
5	3	1.000	558.000	95	YES	
6	18	1.000	858.000	62	YES	
7	1	1.000	518.000	102	YES	
8	35	1.000	1596.000	34	YES	
9	22	1.000	938.000	57	YES	
10	2	1.000	538.000	99	YES	
11	38	1.000	1888.000	28	YES	
12	42	1.000	2279.000	24	YES	
13	21	1.000	918.000	58	YES	
14	6	1.000	618.000	86	YES	
15	7	1.000	638.000	83	YES	
16	19	1.000	878.000	61	YES	
17	25	1.000	620.000	86	YES	
18	44	1.000	2474.000	22	YES	
19	39	1.000	1986.000	27	YES	
20	48	1.000	2864.000	19	YES	
21	31	1.000	1205.000	44	YES	
22	9	1.000	678.000	78	YES	
23	23	1.000	3066.000	18	YES	
24	29	1.000	1010.000	53	YES	
25	17	1.000	838.000	63	YES	
26	4	1.000	578.000	92	YES	
27	27	1.000	815.000	65	YES	
28	24	1.000	522.000	102	YES	
29	16	1.000	818.000	65	YES	
30	11	1.000	718.000	74	YES	

This report shall not be reproduced except in full, without the written approval of UL Verification Services (Guangzhou) Co., Ltd, Song Shan Lake Branch.

Detailed Results for Radar Type 2

Trial Number	Random Trial used	Pulse Width (µs)	PRI (µs)	No. of Pulses	Pulses Detected	Comment
1	34	2.200	197.000	28	YES	
2	23	3.800	187.000	28	YES	
3	6	3.700	161.000	26	YES	
4	2	4.500	191.000	23	YES	
5	26	3.700	217.000	28	YES	
6	31	4.000	154.000	28	YES	
7	18	2.000	153.000	24	YES	
8	28	1.700	216.000	27	YES	
9	16	3.600	194.000	26	YES	
10	36	3.200	200.000	28	YES	
11	8	2.600	175.000	26	YES	
12	30	4.200	173.000	25	YES	
13	22	2.400	209.000	26	YES	
14	13	2.200	193.000	24	YES	
15	49	1.800	159.000	25	YES	
16	1	3.400	168.000	25	YES	
17	9	3.900	212.000	27	YES	
18	42	2.500	215.000	28	YES	
19	35	1.200	206.000	24	YES	
20	50	4.100	158.000	25	YES	
21	19	2.000	200.000	25	YES	
22	41	1.300	219.000	25	YES	
23	29	4.100	189.000	26	YES	
24	14	4.800	175.000	24	YES	
25	32	3.700	222.000	26	YES	
26	4	4.700	200.000	23	YES	
27	12	3.100	182.000	28	YES	
28	27	2.700	199.000	29	YES	
29	20	1.200	185.000	25	YES	
30	25	4.400	202.000	24	YES	

This report shall not be reproduced except in full, without the written approval of UL Verification Services (Guangzhou) Co., Ltd, Song Shan Lake Branch.

Detailed Results for Radar Type 3

Trial Number	Random Trial used	Pulse Width (µs)	PRI (µs)	No. of Pulses	Pulses Detected	Comment
1	11	9.000	500.000	16	YES	
2	27	6.600	301.000	17	YES	
3	33	9.000	430.000	18	YES	
4	20	8.200	272.000	18	YES	
5	43	6.700	398.000	17	YES	
6	12	8.000	463.000	17	YES	
7	18	6.200	263.000	18	YES	
8	9	6.300	454.000	17	YES	
9	24	6.000	378.000	17	YES	
10	42	8.600	493.000	17	YES	
11	38	6.300	476.000	17	YES	
12	32	8.700	356.000	18	YES	
13	2	7.500	211.000	17	YES	
14	26	9.200	497.000	17	YES	
15	6	7.500	429.000	17	YES	
16	4	8.300	462.000	17	YES	
17	39	7.200	358.000	18	YES	
18	19	9.600	336.000	18	YES	
19	47	9.800	250.000	17	YES	
20	16	8.900	340.000	16	No	
21	36	9.800	494.000	17	YES	
22	46	8.500	349.000	17	No	
23	28	9.800	316.000	17	YES	
24	8	7.000	358.000	17	YES	
25	41	7.700	467.000	16	YES	
26	49	6.500	288.000	18	YES	
27	3	9.500	297.000	16	YES	
28	45	6.700	426.000	17	YES	
29	14	6.600	455.000	16	YES	
30	29	9.900	446.000	17	YES	

This report shall not be reproduced except in full, without the written approval of UL Verification Services (Guangzhou) Co., Ltd, Song Shan Lake Branch.

Detailed Results for Radar Type 4

Trial Number	Random Trial used	Pulse Width (µs)	PRI (µs)	No. of Pulses	Pulses Detected	Comment
1	33	19.500	384.000	13	YES	
2	20	12.300	438.000	13	YES	
3	22	17.800	420.000	13	YES	
4	26	18.900	299.000	16	YES	
5	11	14.900	223.000	12	YES	
6	38	15.500	451.000	15	YES	
7	28	13.000	309.000	14	YES	
8	27	15.600	303.000	13	YES	
9	32	12.600	293.000	15	YES	
10	8	14.100	283.000	15	YES	
11	21	11.700	483.000	16	YES	
12	31	14.400	266.000	14	YES	
13	45	16.700	419.000	16	YES	
14	43	15.800	410.000	15	YES	
15	7	18.600	236.000	12	YES	
16	39	12.400	217.000	14	YES	
17	1	15.900	410.000	13	YES	
18	2	19.900	428.000	12	No	
19	37	18.100	200.000	15	YES	
20	9	13.300	254.000	14	YES	
21	25	16.600	282.000	16	YES	
22	19	15.700	403.000	16	YES	
23	50	14.400	286.000	12	YES	
24	10	14.200	351.000	12	YES	
25	13	16.000	485.000	14	YES	
26	36	12.500	413.000	14	YES	
27	46	15.300	488.000	14	YES	
28	29	17.300	287.000	16	YES	
29	30	11.800	384.000	14	No	
30	4	12.600	360.000	14	YES	

This report shall not be reproduced except in full, without the written approval of UL Verification Services (Guangzhou) Co., Ltd, Song Shan Lake Branch.

Detailed Results for Radar Type 5

Trial Number	Random Trial used	Pulses Detected	Comment
1	8	YES	For detailed burst data see separate table Type5_Trial1
2	2	YES	For detailed burst data see separate table Type5_Trial2
3	37	YES	For detailed burst data see separate table Type5_Trial3
4	9	YES	For detailed burst data see separate table Type5_Trial4
5	16	YES	For detailed burst data see separate table Type5_Trial5
6	6	YES	For detailed burst data see separate table Type5_Trial6
7	14	YES	For detailed burst data see separate table Type5_Trial7
8	33	YES	For detailed burst data see separate table Type5_Trial8
9	23	YES	For detailed burst data see separate table Type5_Trial9
10	31	YES	For detailed burst data see separate table Type5_Trial10
11	41	YES	For detailed burst data see separate table Type5_Trial11
12	39	YES	For detailed burst data see separate table Type5_Trial12
13	42	YES	For detailed burst data see separate table Type5_Trial13
14	43	YES	For detailed burst data see separate table Type5_Trial14
15	45	YES	For detailed burst data see separate table Type5_Trial15
16	44	YES	For detailed burst data see separate table Type5_Trial16
17	22	YES	For detailed burst data see separate table Type5_Trial17
18	49	YES	For detailed burst data see separate table Type5_Trial18
19	13	YES	For detailed burst data see separate table Type5_Trial19
20	12	YES	For detailed burst data see separate table Type5_Trial20
21	10	YES	For detailed burst data see separate table Type5_Trial21
22	46	YES	For detailed burst data see separate table Type5_Trial22
23	17	YES	For detailed burst data see separate table Type5_Trial23
24	1	YES	For detailed burst data see separate table Type5_Trial24
25	11	YES	For detailed burst data see separate table Type5_Trial25
26	7	YES	For detailed burst data see separate table Type5_Trial26
27	36	YES	For detailed burst data see separate table Type5_Trial27
28	28	YES	For detailed burst data see separate table Type5_Trial28
29	20	YES	For detailed burst data see separate table Type5_Trial29
30	18	YES	For detailed burst data see separate table Type5_Trial30

This report shall not be reproduced except in full, without the written approval of UL Verification Services (Guangzhou) Co., Ltd, Song Shan Lake Branch.

Detailed Results for Radar Type 5_Trial 1

Burst	No. of Pulses	Pulse Width (µs)	Chirp Width (MHz)	Pulse 1-to-2 Spacing (µs)	Pulse 2-to-3 Spacing (µs)	Starting Location Within Interval (µs)
1	3	93.000	5.000000	1554.000	1785.000	287.000
2	1	83.900	5.000000	---	---	719.000
3	1	58.600	5.000000	---	---	22.000
4	2	51.600	5.000000	1301.000	---	508.000
5	2	86.000	5.000000	971.000	---	394.000
6	2	52.400	5.000000	1014.000	---	126.000
7	2	81.600	5.000000	1650.000	---	756.000
8	2	73.500	5.000000	1428.000	---	653.000
9	1	58.900	5.000000	---	---	761.000
10	1	93.500	5.000000	---	---	118.000
11	2	90.600	5.000000	1774.000	---	108.000
12	2	58.400	5.000000	1448.000	---	740.000
13	2	89.100	5.000000	1406.000	---	689.000
14	2	73.900	5.000000	1071.000	---	160.000
15	1	61.700	5.000000	---	---	172.000

This report shall not be reproduced except in full, without the written approval of UL Verification Services (Guangzhou) Co., Ltd, Song Shan Lake Branch.

Detailed Results for Radar Type 5_Trial 2

Burst	No. of Pulses	Pulse Width (µs)	Chirp Width (MHz)	Pulse 1-to-2 Spacing (µs)	Pulse 2-to-3 Spacing (µs)	Starting Location Within Interval (µs)
1	2	66.900	16.000000	1927.000	---	308.000
2	3	68.300	16.000000	1068.000	1286.000	574.000
3	2	50.600	16.000000	1234.000	---	468.000
4	2	58.200	16.000000	1470.000	---	785.000
5	3	58.300	16.000000	1083.000	1021.000	1235.000
6	1	71.500	16.000000	---	---	91.000
7	1	67.400	16.000000	---	---	710.000
8	3	59.100	16.000000	1642.000	1231.000	561.000
9	2	66.000	16.000000	1446.000	---	628.000

This report shall not be reproduced except in full, without the written approval of UL Verification Services (Guangzhou) Co., Ltd, Song Shan Lake Branch.

Detailed Results for Radar Type 5_Trial 3

Burst	No. of Pulses	Pulse Width (µs)	Chirp Width (MHz)	Pulse 1-to-2 Spacing (µs)	Pulse 2-to-3 Spacing (µs)	Starting Location Within Interval (µs)
1	1	84.500	5.000000	---	---	77.000
2	2	85.100	5.000000	1049.000	---	561.000
3	2	77.500	5.000000	1012.000	---	322.000
4	2	95.300	5.000000	1524.000	---	591.000
5	2	69.000	5.000000	1447.000	---	479.000
6	2	65.200	5.000000	1574.000	---	177.000
7	3	77.400	5.000000	1446.000	1628.000	4.000
8	2	58.000	5.000000	1737.000	---	631.000
9	3	58.500	5.000000	1714.000	1626.000	330.000
10	1	98.600	5.000000	---	---	508.000
11	1	73.900	5.000000	---	---	27.000
12	1	67.700	5.000000	---	---	157.000
13	1	99.000	5.000000	---	---	313.000
14	2	76.800	5.000000	1232.000	---	429.000
15	2	89.900	5.000000	1618.000	---	574.000
16	3	88.000	5.000000	1587.000	1221.000	326.000
17	1	55.100	5.000000	---	---	550.000
18	3	93.900	5.000000	930.000	1084.000	275.000

This report shall not be reproduced except in full, without the written approval of UL Verification Services (Guangzhou) Co., Ltd, Song Shan Lake Branch.

Detailed Results for Radar Type 5_Trial 4

Burst	No. of Pulses	Pulse Width (µs)	Chirp Width (MHz)	Pulse 1-to-2 Spacing (µs)	Pulse 2-to-3 Spacing (µs)	Starting Location Within Interval (µs)
1	2	70.500	17.000000	956.000	---	247.000
2	3	85.800	17.000000	1726.000	1051.000	659.000
3	2	67.600	17.000000	1910.000	---	383.000
4	2	97.900	17.000000	1794.000	---	123.000
5	3	55.000	17.000000	1798.000	1000.000	48.000
6	2	55.900	17.000000	1322.000	---	464.000
7	3	53.400	17.000000	1270.000	1431.000	347.000
8	2	88.300	17.000000	1417.000	---	544.000
9	2	95.600	17.000000	1228.000	---	453.000
10	2	70.400	17.000000	1039.000	---	291.000
11	2	53.000	17.000000	1860.000	---	689.000
12	1	80.600	17.000000	---	---	628.000
13	3	67.000	17.000000	1382.000	1724.000	487.000
14	2	67.300	17.000000	1895.000	---	682.000
15	2	63.100	17.000000	1171.000	---	343.000
16	2	79.400	17.000000	1369.000	---	186.000

This report shall not be reproduced except in full, without the written approval of UL Verification Services (Guangzhou) Co., Ltd, Song Shan Lake Branch.

Detailed Results for Radar Type 5_Trial 5

Burst	No. of Pulses	Pulse Width (µs)	Chirp Width (MHz)	Pulse 1-to-2 Spacing (µs)	Pulse 2-to-3 Spacing (µs)	Starting Location Within Interval (µs)
1	3	53.400	13.000000	1343.000	1742.000	651.000
2	1	57.300	13.000000	---	---	857.000
3	1	61.900	13.000000	---	---	567.000
4	3	60.500	13.000000	1355.000	1499.000	847.000
5	1	62.000	13.000000	---	---	1014.000
6	2	94.800	13.000000	1584.000	---	512.000
7	1	64.300	13.000000	---	---	992.000
8	3	93.200	13.000000	1157.000	1861.000	285.000
9	3	56.000	13.000000	1813.000	1900.000	1189.000
10	2	79.100	13.000000	1234.000	---	1006.000

This report shall not be reproduced except in full, without the written approval of UL Verification Services (Guangzhou) Co., Ltd, Song Shan Lake Branch.

Detailed Results for Radar Type 5_Trial 6

Burst	No. of Pulses	Pulse Width (µs)	Chirp Width (MHz)	Pulse 1-to-2 Spacing (µs)	Pulse 2-to-3 Spacing (µs)	Starting Location Within Interval (µs)
1	1	85.200	14.000000	---	---	99.000
2	3	59.000	14.000000	1887.000	1086.000	687.000
3	1	51.000	14.000000	---	---	381.000
4	2	84.800	14.000000	1906.000	---	520.000
5	3	83.200	14.000000	1466.000	1170.000	910.000
6	3	92.300	14.000000	977.000	1255.000	1.000
7	2	59.400	14.000000	1674.000	---	732.000
8	2	90.700	14.000000	1058.000	---	642.000
9	3	93.100	14.000000	961.000	934.000	359.000
10	3	74.900	14.000000	1673.000	1639.000	602.000
11	2	90.800	14.000000	1227.000	---	430.000
12	3	58.500	14.000000	1625.000	1374.000	10.000
13	1	57.700	14.000000	---	---	804.000

This report shall not be reproduced except in full, without the written approval of UL Verification Services (Guangzhou) Co., Ltd, Song Shan Lake Branch.

Detailed Results for Radar Type 5_Trial 7

Burst	No. of Pulses	Pulse Width (µs)	Chirp Width (MHz)	Pulse 1-to-2 Spacing (µs)	Pulse 2-to-3 Spacing (µs)	Starting Location Within Interval (µs)
1	3	86.900	18.000000	1072.000	1743.000	270.000
2	3	81.200	18.000000	1473.000	1232.000	993.000
3	3	100.000	18.000000	1838.000	1883.000	1083.000
4	1	65.400	18.000000	---	---	815.000
5	3	80.200	18.000000	1355.000	1538.000	799.000
6	3	96.500	18.000000	1759.000	1784.000	72.000
7	3	80.300	18.000000	1386.000	1646.000	426.000
8	2	81.600	18.000000	1787.000	---	878.000

This report shall not be reproduced except in full, without the written approval of UL Verification Services (Guangzhou) Co., Ltd, Song Shan Lake Branch.

Detailed Results for Radar Type 5_Trial 8

Burst	No. of Pulses	Pulse Width (µs)	Chirp Width (MHz)	Pulse 1-to-2 Spacing (µs)	Pulse 2-to-3 Spacing (µs)	Starting Location Within Interval (µs)
1	2	59.500	11.000000	1738.000	---	660.000
2	1	57.000	11.000000	---	---	796.000
3	2	54.400	11.000000	1891.000	---	779.000
4	2	97.500	11.000000	1566.000	---	298.000
5	3	52.000	11.000000	1941.000	1472.000	201.000
6	1	62.500	11.000000	---	---	211.000
7	2	79.100	11.000000	1016.000	---	30.000
8	2	98.600	11.000000	927.000	---	485.000
9	2	52.900	11.000000	1814.000	---	328.000
10	2	64.600	11.000000	1644.000	---	339.000
11	3	75.300	11.000000	1710.000	1296.000	500.000
12	1	74.200	11.000000	---	---	451.000
13	1	58.400	11.000000	---	---	160.000
14	1	97.500	11.000000	---	---	573.000

This report shall not be reproduced except in full, without the written approval of UL Verification Services (Guangzhou) Co., Ltd, Song Shan Lake Branch.

Detailed Results for Radar Type 5_Trial 9

Burst	No. of Pulses	Pulse Width (µs)	Chirp Width (MHz)	Pulse 1-to-2 Spacing (µs)	Pulse 2-to-3 Spacing (µs)	Starting Location Within Interval (µs)
1	2	51.000	9.000000	1731.000	---	259.000
2	2	69.300	9.000000	1762.000	---	617.000
3	1	94.600	9.000000	---	---	379.000
4	2	65.100	9.000000	1536.000	---	103.000
5	3	51.100	9.000000	1546.000	1400.000	650.000
6	2	86.100	9.000000	1619.000	---	221.000
7	1	80.000	9.000000	---	---	44.000
8	1	60.800	9.000000	---	---	384.000
9	3	56.200	9.000000	1627.000	1397.000	126.000
10	1	99.700	9.000000	---	---	20.000
11	1	84.000	9.000000	---	---	411.000
12	3	83.100	9.000000	1223.000	1586.000	232.000
13	1	50.900	9.000000	---	---	179.000
14	1	53.200	9.000000	---	---	48.000
15	2	71.800	9.000000	1079.000	---	692.000
16	2	66.300	9.000000	1893.000	---	503.000
17	2	51.200	9.000000	1362.000	---	455.000

This report shall not be reproduced except in full, without the written approval of UL Verification Services (Guangzhou) Co., Ltd, Song Shan Lake Branch.

Detailed Results for Radar Type 5_Trial 10

Burst	No. of Pulses	Pulse Width (µs)	Chirp Width (MHz)	Pulse 1-to-2 Spacing (µs)	Pulse 2-to-3 Spacing (µs)	Starting Location Within Interval (µs)
1	2	78.100	10.000000	1102.000	---	160.000
2	2	51.400	10.000000	957.000	---	633.000
3	3	85.200	10.000000	1076.000	1386.000	363.000
4	1	96.300	10.000000	---	---	992.000
5	1	67.200	10.000000	---	---	751.000
6	3	68.900	10.000000	1284.000	1725.000	149.000
7	2	75.900	10.000000	958.000	---	690.000
8	2	87.000	10.000000	1715.000	---	512.000
9	1	88.500	10.000000	---	---	611.000
10	3	61.000	10.000000	1333.000	1179.000	361.000
11	1	57.000	10.000000	---	---	214.000
12	2	55.900	10.000000	1656.000	---	643.000

This report shall not be reproduced except in full, without the written approval of UL Verification Services (Guangzhou) Co., Ltd, Song Shan Lake Branch.

Detailed Results for Radar Type 5_Trial 11

Burst	No. of Pulses	Pulse Width (µs)	Chirp Width (MHz)	Pulse 1-to-2 Spacing (µs)	Pulse 2-to-3 Spacing (µs)	Starting Location Within Interval (µs)
1	2	69.200	20.000000	1589.000	---	608.000
2	2	96.300	20.000000	1096.000	---	1107.000
3	2	65.100	20.000000	973.000	---	1251.000
4	3	82.700	20.000000	1229.000	1116.000	442.000
5	1	86.700	20.000000	---	---	528.000
6	1	50.500	20.000000	---	---	261.000
7	2	74.700	20.000000	1296.000	---	317.000
8	1	58.000	20.000000	---	---	131.000
9	3	82.600	20.000000	1463.000	985.000	1132.000

This report shall not be reproduced except in full, without the written approval of UL Verification Services (Guangzhou) Co., Ltd, Song Shan Lake Branch.

Detailed Results for Radar Type 5_Trial 12

Burst	No. of Pulses	Pulse Width (µs)	Chirp Width (MHz)	Pulse 1-to-2 Spacing (µs)	Pulse 2-to-3 Spacing (µs)	Starting Location Within Interval (µs)
1	1	70.600	15.000000	---	---	302.000
2	1	74.700	15.000000	---	---	299.000
3	1	63.600	15.000000	---	---	82.000
4	2	52.100	15.000000	1812.000	---	536.000
5	1	97.500	15.000000	---	---	395.000
6	2	96.300	15.000000	1335.000	---	250.000
7	3	70.800	15.000000	1052.000	1243.000	462.000
8	3	59.600	15.000000	1059.000	1550.000	477.000
9	3	99.200	15.000000	1633.000	1572.000	254.000
10	1	53.300	15.000000	---	---	33.000
11	3	98.600	15.000000	1526.000	1428.000	564.000
12	3	89.300	15.000000	1017.000	1662.000	221.000
13	1	62.700	15.000000	---	---	248.000
14	2	70.400	15.000000	1855.000	---	232.000
15	3	61.400	15.000000	1444.000	1073.000	470.000
16	1	76.000	15.000000	---	---	441.000
17	2	90.800	15.000000	1164.000	---	195.000
18	3	65.200	15.000000	1246.000	1582.000	246.000
19	3	74.700	15.000000	928.000	1671.000	194.000
20	2	75.100	15.000000	989.000	---	83.000

This report shall not be reproduced except in full, without the written approval of UL Verification Services (Guangzhou) Co., Ltd, Song Shan Lake Branch.

Detailed Results for Radar Type 5_Trial 13

Burst	No. of Pulses	Pulse Width (µs)	Chirp Width (MHz)	Pulse 1-to-2 Spacing (µs)	Pulse 2-to-3 Spacing (µs)	Starting Location Within Interval (µs)
1	3	68.400	12.000000	1658.000	1189.000	811.000
2	3	79.800	12.000000	1645.000	1732.000	1059.000
3	1	86.100	12.000000	---	---	970.000
4	1	83.200	12.000000	---	---	765.000
5	1	97.500	12.000000	---	---	1117.000
6	2	51.300	12.000000	1708.000	---	559.000
7	3	77.900	12.000000	1276.000	1521.000	253.000
8	3	80.800	12.000000	1804.000	959.000	563.000
9	2	82.100	12.000000	1443.000	---	169.000
10	3	65.000	12.000000	1848.000	1035.000	156.000

This report shall not be reproduced except in full, without the written approval of UL Verification Services (Guangzhou) Co., Ltd, Song Shan Lake Branch.

Detailed Results for Radar Type 5_Trial 14

Burst	No. of Pulses	Pulse Width (µs)	Chirp Width (MHz)	Pulse 1-to-2 Spacing (µs)	Pulse 2-to-3 Spacing (µs)	Starting Location Within Interval (µs)
1	3	92.800	10.000000	1307.000	1195.000	177.000
2	2	69.200	10.000000	1264.000	---	1014.000
3	2	63.000	10.000000	1830.000	---	875.000
4	1	58.400	10.000000	---	---	470.000
5	2	74.900	10.000000	1531.000	---	184.000
6	2	76.000	10.000000	1488.000	---	679.000
7	2	50.500	10.000000	1360.000	---	296.000
8	1	82.500	10.000000	---	---	645.000
9	3	58.800	10.000000	1168.000	1620.000	345.000
10	2	70.900	10.000000	1468.000	---	205.000
11	1	72.700	10.000000	---	---	702.000

This report shall not be reproduced except in full, without the written approval of UL Verification Services (Guangzhou) Co., Ltd, Song Shan Lake Branch.

Detailed Results for Radar Type 5_Trial 15

Burst	No. of Pulses	Pulse Width (µs)	Chirp Width (MHz)	Pulse 1-to-2 Spacing (µs)	Pulse 2-to-3 Spacing (µs)	Starting Location Within Interval (µs)
1	2	52.400	9.000000	974.000	---	609.000
2	2	55.800	9.000000	1319.000	---	738.000
3	2	58.000	9.000000	1056.000	---	899.000
4	2	50.700	9.000000	975.000	---	575.000
5	1	54.600	9.000000	---	---	73.000
6	2	82.900	9.000000	1205.000	---	107.000
7	2	51.100	9.000000	991.000	---	451.000
8	2	94.700	9.000000	1862.000	---	331.000
9	2	65.500	9.000000	1034.000	---	871.000
10	2	62.000	9.000000	1226.000	---	12.000
11	3	65.600	9.000000	1015.000	1040.000	157.000
12	2	54.800	9.000000	1350.000	---	641.000
13	2	68.900	9.000000	1496.000	---	791.000

This report shall not be reproduced except in full, without the written approval of UL Verification Services (Guangzhou) Co., Ltd, Song Shan Lake Branch.

Detailed Results for Radar Type 5_Trial 16

Burst	No. of Pulses	Pulse Width (µs)	Chirp Width (MHz)	Pulse 1-to-2 Spacing (µs)	Pulse 2-to-3 Spacing (µs)	Starting Location Within Interval (µs)
1	3	75.600	14.000000	1717.000	1819.000	814.000
2	2	87.500	14.000000	1850.000	---	108.000
3	1	69.100	14.000000	---	---	310.000
4	2	55.800	14.000000	972.000	---	0.000
5	1	90.600	14.000000	---	---	277.000
6	2	87.800	14.000000	1808.000	---	20.000
7	1	74.000	14.000000	---	---	35.000
8	3	94.800	14.000000	1120.000	938.000	554.000
9	2	57.200	14.000000	1619.000	---	141.000
10	1	56.000	14.000000	---	---	595.000
11	2	99.500	14.000000	1143.000	---	262.000
12	2	66.500	14.000000	1675.000	---	557.000

This report shall not be reproduced except in full, without the written approval of UL Verification Services (Guangzhou) Co., Ltd, Song Shan Lake Branch.

Detailed Results for Radar Type 5_Trial 17

Burst	No. of Pulses	Pulse Width (µs)	Chirp Width (MHz)	Pulse 1-to-2 Spacing (µs)	Pulse 2-to-3 Spacing (µs)	Starting Location Within Interval (µs)
1	1	66.600	20.000000	---	---	330.000
2	1	74.500	20.000000	---	---	248.000
3	2	68.200	20.000000	1149.000	---	80.000
4	2	70.100	20.000000	1849.000	---	536.000
5	3	65.800	20.000000	1316.000	1180.000	623.000
6	3	82.100	20.000000	1690.000	1661.000	503.000
7	2	95.900	20.000000	1840.000	---	687.000
8	1	51.100	20.000000	---	---	107.000
9	2	99.600	20.000000	1035.000	---	389.000
10	1	59.600	20.000000	---	---	424.000
11	3	96.000	20.000000	1733.000	1820.000	427.000
12	3	64.400	20.000000	1553.000	1679.000	204.000
13	2	82.800	20.000000	1451.000	---	69.000
14	2	86.800	20.000000	1508.000	---	573.000
15	2	76.300	20.000000	1738.000	---	361.000
16	2	83.800	20.000000	1152.000	---	683.000

This report shall not be reproduced except in full, without the written approval of UL Verification Services (Guangzhou) Co., Ltd, Song Shan Lake Branch.

Detailed Results for Radar Type 5_Trial 18

Burst	No. of Pulses	Pulse Width (µs)	Chirp Width (MHz)	Pulse 1-to-2 Spacing (µs)	Pulse 2-to-3 Spacing (µs)	Starting Location Within Interval (µs)
1	2	69.400	19.000000	1872.000	---	221.000
2	2	59.100	19.000000	1839.000	---	120.000
3	3	76.800	19.000000	1911.000	981.000	550.000
4	2	70.500	19.000000	1328.000	---	331.000
5	1	63.100	19.000000	---	---	681.000
6	3	59.900	19.000000	1048.000	1055.000	264.000
7	2	50.000	19.000000	1246.000	---	301.000
8	2	53.200	19.000000	993.000	---	222.000
9	1	80.500	19.000000	---	---	496.000
10	2	86.900	19.000000	1135.000	---	371.000
11	3	99.000	19.000000	1818.000	935.000	639.000
12	3	85.200	19.000000	1495.000	1079.000	633.000
13	3	68.700	19.000000	1289.000	1482.000	99.000
14	2	85.700	19.000000	1340.000	---	358.000
15	2	82.900	19.000000	1395.000	---	502.000
16	2	53.400	19.000000	1111.000	---	74.000
17	2	97.400	19.000000	1764.000	---	476.000

This report shall not be reproduced except in full, without the written approval of UL Verification Services (Guangzhou) Co., Ltd, Song Shan Lake Branch.

Detailed Results for Radar Type 5_Trial 19

Burst	No. of Pulses	Pulse Width (µs)	Chirp Width (MHz)	Pulse 1-to-2 Spacing (µs)	Pulse 2-to-3 Spacing (µs)	Starting Location Within Interval (µs)
1	1	51.100	19.000000	---	---	551.000
2	2	85.100	19.000000	1734.000	---	404.000
3	3	52.100	19.000000	1720.000	1874.000	512.000
4	1	74.000	19.000000	---	---	40.000
5	2	52.100	19.000000	1849.000	---	96.000
6	2	76.700	19.000000	1657.000	---	349.000
7	1	55.400	19.000000	---	---	91.000
8	3	81.200	19.000000	1796.000	1552.000	89.000
9	2	60.900	19.000000	1713.000	---	57.000
10	2	57.100	19.000000	1611.000	---	530.000
11	2	50.100	19.000000	1364.000	---	248.000
12	1	89.400	19.000000	---	---	296.000
13	3	64.500	19.000000	1437.000	1500.000	469.000
14	2	72.500	19.000000	1415.000	---	437.000
15	3	72.200	19.000000	1705.000	1577.000	554.000
16	2	87.800	19.000000	1175.000	---	48.000
17	2	91.300	19.000000	1613.000	---	537.000
18	2	65.400	19.000000	1307.000	---	194.000
19	1	56.300	19.000000	---	---	276.000
20	2	68.900	19.000000	1611.000	---	430.000

This report shall not be reproduced except in full, without the written approval of UL Verification Services (Guangzhou) Co., Ltd, Song Shan Lake Branch.

Detailed Results for Radar Type 5_Trial 20

Burst	No. of Pulses	Pulse Width (µs)	Chirp Width (MHz)	Pulse 1-to-2 Spacing (µs)	Pulse 2-to-3 Spacing (µs)	Starting Location Within Interval (µs)
1	2	80.800	17.000000	1865.000	---	407.000
2	2	65.200	17.000000	1617.000	---	541.000
3	2	55.500	17.000000	1012.000	---	474.000
4	2	97.400	17.000000	1402.000	---	157.000
5	2	70.500	17.000000	1522.000	---	531.000
6	2	84.400	17.000000	1207.000	---	573.000
7	3	86.000	17.000000	1566.000	1277.000	121.000
8	2	76.800	17.000000	1481.000	---	136.000
9	2	87.400	17.000000	993.000	---	227.000
10	2	56.300	17.000000	1384.000	---	27.000
11	3	86.700	17.000000	920.000	1181.000	224.000
12	3	81.000	17.000000	959.000	1111.000	506.000
13	2	50.500	17.000000	1891.000	---	173.000
14	2	92.000	17.000000	1263.000	---	553.000
15	2	62.200	17.000000	1469.000	---	311.000
16	2	69.400	17.000000	1007.000	---	332.000
17	3	65.600	17.000000	1335.000	1823.000	519.000
18	2	70.300	17.000000	1590.000	---	96.000
19	3	78.100	17.000000	1361.000	1775.000	12.000

This report shall not be reproduced except in full, without the written approval of UL Verification Services (Guangzhou) Co., Ltd, Song Shan Lake Branch.

Detailed Results for Radar Type 5_Trial 21

Burst	No. of Pulses	Pulse Width (µs)	Chirp Width (MHz)	Pulse 1-to-2 Spacing (µs)	Pulse 2-to-3 Spacing (µs)	Starting Location Within Interval (µs)
1	3	64.900	8.000000	1505.000	942.000	403.000
2	2	74.300	8.000000	1789.000	---	177.000
3	3	70.800	8.000000	1084.000	1077.000	477.000
4	2	89.800	8.000000	1727.000	---	39.000
5	2	93.800	8.000000	1220.000	---	581.000
6	3	71.300	8.000000	1699.000	1079.000	519.000
7	2	73.200	8.000000	1306.000	---	9.000
8	2	78.200	8.000000	1010.000	---	72.000
9	3	65.600	8.000000	1443.000	1201.000	152.000
10	2	80.300	8.000000	1521.000	---	187.000
11	1	53.000	8.000000	---	---	669.000
12	2	97.600	8.000000	1808.000	---	558.000
13	2	69.000	8.000000	1583.000	---	502.000
14	3	98.300	8.000000	1282.000	1548.000	356.000
15	3	58.000	8.000000	1058.000	1448.000	179.000
16	2	53.300	8.000000	993.000	---	253.000
17	2	78.600	8.000000	1265.000	---	413.000

This report shall not be reproduced except in full, without the written approval of UL Verification Services (Guangzhou) Co., Ltd, Song Shan Lake Branch.

Detailed Results for Radar Type 5_Trial 22

Burst	No. of Pulses	Pulse Width (µs)	Chirp Width (MHz)	Pulse 1-to-2 Spacing (µs)	Pulse 2-to-3 Spacing (µs)	Starting Location Within Interval (µs)
1	3	52.300	11.000000	1799.000	1297.000	737.000
2	3	53.600	11.000000	1397.000	1860.000	189.000
3	1	59.200	11.000000	---	---	495.000
4	3	54.300	11.000000	1885.000	1319.000	152.000
5	1	75.600	11.000000	---	---	76.000
6	1	52.900	11.000000	---	---	190.000
7	1	97.700	11.000000	---	---	195.000
8	2	50.200	11.000000	1276.000	---	604.000
9	3	95.000	11.000000	1526.000	1582.000	267.000
10	3	77.500	11.000000	1494.000	1729.000	842.000
11	1	66.900	11.000000	---	---	144.000
12	2	96.100	11.000000	1441.000	---	435.000
13	3	62.500	11.000000	1037.000	1474.000	262.000
14	2	53.100	11.000000	1278.000	---	525.000

This report shall not be reproduced except in full, without the written approval of UL Verification Services (Guangzhou) Co., Ltd, Song Shan Lake Branch.

Detailed Results for Radar Type 5_Trial 23

Burst	No. of Pulses	Pulse Width (µs)	Chirp Width (MHz)	Pulse 1-to-2 Spacing (µs)	Pulse 2-to-3 Spacing (µs)	Starting Location Within Interval (µs)
1	1	93.100	11.000000	---	---	422.000
2	3	61.300	11.000000	1194.000	1086.000	738.000
3	3	57.000	11.000000	1918.000	1102.000	523.000
4	3	91.800	11.000000	1588.000	1798.000	874.000
5	3	88.600	11.000000	1491.000	1061.000	748.000
6	3	62.400	11.000000	1019.000	1144.000	525.000
7	3	88.000	11.000000	1259.000	1713.000	641.000
8	2	77.700	11.000000	1025.000	---	383.000
9	1	51.800	11.000000	---	---	554.000
10	1	55.900	11.000000	---	---	939.000
11	3	63.700	11.000000	1503.000	1789.000	182.000

This report shall not be reproduced except in full, without the written approval of UL Verification Services (Guangzhou) Co., Ltd, Song Shan Lake Branch.

Detailed Results for Radar Type 5_Trial 24

Burst	No. of Pulses	Pulse Width (µs)	Chirp Width (MHz)	Pulse 1-to-2 Spacing (µs)	Pulse 2-to-3 Spacing (µs)	Starting Location Within Interval (µs)
1	3	97.300	12.000000	1764.000	1049.000	85.000
2	1	83.400	12.000000	---	---	882.000
3	1	94.700	12.000000	---	---	903.000
4	2	60.100	12.000000	1023.000	---	878.000
5	2	54.600	12.000000	1385.000	---	1271.000
6	3	88.100	12.000000	1088.000	1048.000	932.000
7	3	90.200	12.000000	1799.000	1142.000	226.000
8	3	63.400	12.000000	1149.000	971.000	1426.000

This report shall not be reproduced except in full, without the written approval of UL Verification Services (Guangzhou) Co., Ltd, Song Shan Lake Branch.

Detailed Results for Radar Type 5_Trial 25

Burst	No. of Pulses	Pulse Width (µs)	Chirp Width (MHz)	Pulse 1-to-2 Spacing (µs)	Pulse 2-to-3 Spacing (µs)	Starting Location Within Interval (µs)
1	3	61.700	11.000000	1264.000	1572.000	640.000
2	3	82.600	11.000000	923.000	1387.000	439.000
3	2	74.800	11.000000	1230.000	---	16.000
4	2	77.700	11.000000	1544.000	---	613.000
5	1	80.400	11.000000	---	---	213.000
6	3	88.700	11.000000	1316.000	1461.000	568.000
7	3	78.100	11.000000	1065.000	1167.000	387.000
8	2	56.600	11.000000	1454.000	---	647.000
9	1	63.600	11.000000	---	---	285.000
10	2	73.100	11.000000	1369.000	---	189.000
11	2	67.900	11.000000	994.000	---	165.000
12	2	76.500	11.000000	1164.000	---	480.000
13	1	63.700	11.000000	---	---	28.000
14	2	70.100	11.000000	1823.000	---	516.000
15	2	90.400	11.000000	1694.000	---	561.000
16	2	87.700	11.000000	1528.000	---	420.000
17	3	77.700	11.000000	1339.000	1407.000	61.000
18	1	81.300	11.000000	---	---	67.000

This report shall not be reproduced except in full, without the written approval of UL Verification Services (Guangzhou) Co., Ltd, Song Shan Lake Branch.

Detailed Results for Radar Type 5_Trial 26

Burst	No. of Pulses	Pulse Width (µs)	Chirp Width (MHz)	Pulse 1-to-2 Spacing (µs)	Pulse 2-to-3 Spacing (µs)	Starting Location Within Interval (µs)
1	3	76.300	6.000000	1673.000	1870.000	757.000
2	1	85.600	6.000000	---	---	712.000
3	2	87.400	6.000000	1495.000	---	427.000
4	2	67.800	6.000000	1430.000	---	153.000
5	1	80.900	6.000000	---	---	197.000
6	1	80.300	6.000000	---	---	160.000
7	3	86.500	6.000000	1329.000	1212.000	509.000
8	1	96.300	6.000000	---	---	828.000
9	1	80.800	6.000000	---	---	306.000
10	2	74.900	6.000000	1636.000	---	609.000
11	3	60.400	6.000000	1278.000	1394.000	269.000
12	3	57.300	6.000000	1719.000	999.000	826.000
13	2	64.800	6.000000	1378.000	---	41.000
14	2	66.600	6.000000	933.000	---	631.000

This report shall not be reproduced except in full, without the written approval of UL Verification Services (Guangzhou) Co., Ltd, Song Shan Lake Branch.

Detailed Results for Radar Type 5_Trial 27

Burst	No. of Pulses	Pulse Width (µs)	Chirp Width (MHz)	Pulse 1-to-2 Spacing (µs)	Pulse 2-to-3 Spacing (µs)	Starting Location Within Interval (µs)
1	2	74.800	8.000000	1894.000	---	41.000
2	2	95.100	8.000000	1815.000	---	443.000
3	1	95.500	8.000000	---	---	663.000
4	2	87.500	8.000000	1259.000	---	156.000
5	3	86.300	8.000000	947.000	1761.000	185.000
6	1	90.900	8.000000	---	---	246.000
7	2	51.800	8.000000	1879.000	---	166.000
8	1	92.100	8.000000	---	---	203.000
9	3	83.800	8.000000	1477.000	1851.000	570.000
10	1	51.500	8.000000	---	---	48.000
11	1	60.400	8.000000	---	---	1.000
12	3	95.800	8.000000	934.000	1424.000	382.000
13	2	79.200	8.000000	1808.000	---	537.000
14	3	79.500	8.000000	1300.000	1192.000	323.000
15	1	83.200	8.000000	---	---	343.000
16	2	98.800	8.000000	1791.000	---	560.000
17	2	50.800	8.000000	1866.000	---	659.000

This report shall not be reproduced except in full, without the written approval of UL Verification Services (Guangzhou) Co., Ltd, Song Shan Lake Branch.

Detailed Results for Radar Type 5_Trial 28

Burst	No. of Pulses	Pulse Width (µs)	Chirp Width (MHz)	Pulse 1-to-2 Spacing (µs)	Pulse 2-to-3 Spacing (µs)	Starting Location Within Interval (µs)
1	2	97.500	12.000000	1544.000	---	99.000
2	2	65.600	12.000000	1375.000	---	550.000
3	1	68.300	12.000000	---	---	550.000
4	3	50.300	12.000000	1878.000	1651.000	1131.000
5	3	51.700	12.000000	975.000	1518.000	102.000
6	3	57.200	12.000000	1700.000	1447.000	1041.000
7	2	98.400	12.000000	1637.000	---	130.000
8	3	58.900	12.000000	1602.000	1161.000	38.000
9	2	60.100	12.000000	984.000	---	333.000

This report shall not be reproduced except in full, without the written approval of UL Verification Services (Guangzhou) Co., Ltd, Song Shan Lake Branch.

Detailed Results for Radar Type 5_Trial 29

Burst	No. of Pulses	Pulse Width (µs)	Chirp Width (MHz)	Pulse 1-to-2 Spacing (µs)	Pulse 2-to-3 Spacing (µs)	Starting Location Within Interval (µs)
1	2	69.000	7.000000	1220.000	---	20.000
2	3	88.500	7.000000	1376.000	1096.000	45.000
3	2	56.300	7.000000	1207.000	---	779.000
4	2	88.800	7.000000	1793.000	---	532.000
5	1	78.600	7.000000	---	---	577.000
6	2	82.300	7.000000	1534.000	---	549.000
7	1	71.700	7.000000	---	---	612.000
8	2	52.800	7.000000	1891.000	---	631.000
9	1	66.100	7.000000	---	---	166.000
10	2	72.800	7.000000	1460.000	---	381.000
11	2	82.900	7.000000	1293.000	---	451.000
12	3	72.300	7.000000	1224.000	1577.000	61.000
13	2	91.900	7.000000	1281.000	---	619.000
14	3	82.400	7.000000	1570.000	1469.000	99.000

This report shall not be reproduced except in full, without the written approval of UL Verification Services (Guangzhou) Co., Ltd, Song Shan Lake Branch.

Detailed Results for Radar Type 5_Trial 30

Burst	No. of Pulses	Pulse Width (µs)	Chirp Width (MHz)	Pulse 1-to-2 Spacing (µs)	Pulse 2-to-3 Spacing (µs)	Starting Location Within Interval (µs)
1	1	93.600	5.000000	---	---	12.000
2	3	75.700	5.000000	1082.000	1831.000	391.000
3	1	78.600	5.000000	---	---	945.000
4	3	97.800	5.000000	1410.000	1227.000	166.000
5	2	90.700	5.000000	1124.000	---	67.000
6	2	98.300	5.000000	1313.000	---	512.000
7	3	72.800	5.000000	1011.000	1020.000	645.000
8	3	73.700	5.000000	1726.000	1553.000	442.000
9	1	90.200	5.000000	---	---	22.000
10	1	62.700	5.000000	---	---	746.000
11	3	83.300	5.000000	1501.000	1874.000	837.000
12	3	80.000	5.000000	1591.000	1770.000	458.000

This report shall not be reproduced except in full, without the written approval of UL Verification Services (Guangzhou) Co., Ltd, Song Shan Lake Branch.

Detailed Results for Radar Type 6

Trial Number	Pulse Width (µs)	PRI (µs)	No. of Pulses	Pulses Detected	Comment
1	1.000	300.000	9	YES	
2	1.000	300.000	9	YES	
3	1.000	300.000	9	No	
4	1.000	300.000	9	YES	
5	1.000	300.000	9	YES	
6	1.000	300.000	9	YES	
7	1.000	300.000	9	YES	
8	1.000	300.000	9	YES	
9	1.000	300.000	9	YES	
10	1.000	300.000	9	YES	
11	1.000	300.000	9	YES	
12	1.000	300.000	9	YES	
13	1.000	300.000	9	YES	
14	1.000	300.000	9	YES	
15	1.000	300.000	9	YES	
16	1.000	300.000	9	YES	
17	1.000	300.000	9	YES	
18	1.000	300.000	9	YES	
19	1.000	300.000	9	YES	
20	1.000	300.000	9	YES	
21	1.000	300.000	9	YES	
22	1.000	300.000	9	YES	
23	1.000	300.000	9	YES	
24	1.000	300.000	9	YES	
25	1.000	300.000	9	YES	
26	1.000	300.000	9	YES	
27	1.000	300.000	9	YES	
28	1.000	300.000	9	YES	
29	1.000	300.000	9	YES	
30	1.000	300.000	9	YES	

This report shall not be reproduced except in full, without the written approval of UL Verification Services (Guangzhou) Co., Ltd, Song Shan Lake Branch.

7.6.3. Test Result for 802.11be 160MHz mode

Measurement Summary

DUT Frequency (MHz)	Radar Type No.	Detection count	Percentage of Detection Px	Detection Limit	Overall Result	Overall Comment
5570.000000	1	29 of 30	96.67%	60.0 %	PASS	
5570.000000	2	28 of 30	93.33%	60.0 %	PASS	
5570.000000	3	30 of 30	100.00%	60.0 %	PASS	
5570.000000	4	29 of 30	96.67%	60.0 %	PASS	
5570.000000	5	29 of 30	96.67%	80.0 %	PASS	
5570.000000	6	30 of 30	100.00%	70.0 %	PASS	

Aggregate Results for Short Pulse Radar Type 1-4

Aggregate Calculation as follows	Aggregate Percentage	Aggregate Limit	Aggregate Result	Aggregate Comment
(P1 + P2 + P3 + P4) / 4	96.67%	80.0 %	PASS	

This report shall not be reproduced except in full, without the written approval of UL Verification Services (Guangzhou) Co., Ltd, Song Shan Lake Branch.

Detailed Results for Radar Type 1

Trial Number	Random Trial used	Pulse Width (µs)	PRI (µs)	No. of Pulses	Pulses Detected	Comment
1	43	1.000	2376.000	23	YES	
2	37	1.000	1791.000	30	YES	
3	40	1.000	2084.000	26	No	
4	24	1.000	522.000	102	YES	
5	17	1.000	838.000	63	YES	
6	14	1.000	778.000	68	YES	
7	46	1.000	2669.000	20	YES	
8	8	1.000	658.000	81	YES	
9	31	1.000	1205.000	44	YES	
10	23	1.000	3066.000	18	YES	
11	42	1.000	2279.000	24	YES	
12	10	1.000	698.000	76	YES	
13	25	1.000	620.000	86	YES	
14	38	1.000	1888.000	28	YES	
15	49	1.000	2962.000	18	YES	
16	39	1.000	1986.000	27	YES	
17	15	1.000	798.000	67	YES	
18	2	1.000	538.000	99	YES	
19	45	1.000	2572.000	21	YES	
20	1	1.000	518.000	102	YES	
21	50	1.000	3060.000	18	YES	
22	44	1.000	2474.000	22	YES	
23	33	1.000	1400.000	38	YES	
24	22	1.000	938.000	57	YES	
25	4	1.000	578.000	92	YES	
26	5	1.000	598.000	89	YES	
27	48	1.000	2864.000	19	YES	
28	7	1.000	638.000	83	YES	
29	36	1.000	1693.000	32	YES	
30	29	1.000	1010.000	53	YES	

This report shall not be reproduced except in full, without the written approval of UL Verification Services (Guangzhou) Co., Ltd, Song Shan Lake Branch.

Detailed Results for Radar Type 2

Trial Number	Random Trial used	Pulse Width (µs)	PRI (µs)	No. of Pulses	Pulses Detected	Comment
1	25	4.400	202.000	24	YES	
2	38	2.000	180.000	25	YES	
3	15	2.200	180.000	29	YES	
4	50	4.100	158.000	25	YES	
5	40	3.600	230.000	27	YES	
6	46	3.000	191.000	28	YES	
7	16	3.600	194.000	26	YES	
8	45	3.200	227.000	29	YES	
9	7	1.400	185.000	27	YES	
10	35	1.200	206.000	24	YES	
11	2	4.500	191.000	23	YES	
12	23	3.800	187.000	28	YES	
13	31	4.000	154.000	28	YES	
14	21	3.600	193.000	28	YES	
15	47	3.400	213.000	27	YES	
16	10	1.200	175.000	26	YES	
17	22	2.400	209.000	26	YES	
18	3	5.000	192.000	23	YES	
19	1	3.400	168.000	25	YES	
20	8	2.600	175.000	26	No	
21	33	2.100	228.000	28	No	
22	41	1.300	219.000	25	YES	
23	39	4.900	163.000	23	YES	
24	17	4.500	213.000	23	YES	
25	48	4.200	227.000	24	YES	
26	29	4.100	189.000	26	YES	
27	6	3.700	161.000	26	YES	
28	11	1.700	224.000	23	YES	
29	20	1.200	185.000	25	YES	
30	28	1.700	216.000	27	YES	

This report shall not be reproduced except in full, without the written approval of UL Verification Services (Guangzhou) Co., Ltd, Song Shan Lake Branch.

Detailed Results for Radar Type 3

Trial Number	Random Trial used	Pulse Width (µs)	PRI (µs)	No. of Pulses	Pulses Detected	Comment
1	17	8.700	413.000	17	YES	
2	39	7.200	358.000	18	YES	
3	42	8.600	493.000	17	YES	
4	44	7.100	457.000	16	YES	
5	49	6.500	288.000	18	YES	
6	22	6.500	433.000	17	YES	
7	37	7.500	217.000	17	YES	
8	46	8.500	349.000	17	YES	
9	8	7.000	358.000	17	YES	
10	12	8.000	463.000	17	YES	
11	38	6.300	476.000	17	YES	
12	5	8.200	464.000	18	YES	
13	13	8.400	343.000	17	YES	
14	10	9.800	206.000	17	YES	
15	30	8.400	309.000	17	YES	
16	26	9.200	497.000	17	YES	
17	3	9.500	297.000	16	YES	
18	29	9.900	446.000	17	YES	
19	14	6.600	455.000	16	YES	
20	6	7.500	429.000	17	YES	
21	1	8.000	494.000	18	YES	
22	11	9.000	500.000	16	YES	
23	21	8.100	204.000	17	YES	
24	50	7.700	206.000	17	YES	
25	2	7.500	211.000	17	YES	
26	9	6.300	454.000	17	YES	
27	41	7.700	467.000	16	YES	
28	23	9.700	256.000	16	YES	
29	25	9.600	458.000	17	YES	
30	16	8.900	340.000	16	YES	

This report shall not be reproduced except in full, without the written approval of UL Verification Services (Guangzhou) Co., Ltd, Song Shan Lake Branch.

Detailed Results for Radar Type 4

Trial Number	Random Trial used	Pulse Width (µs)	PRI (µs)	No. of Pulses	Pulses Detected	Comment
1	9	13.300	254.000	14	YES	
2	23	18.300	265.000	14	YES	
3	3	13.600	398.000	15	YES	
4	2	19.900	428.000	12	YES	
5	47	17.700	416.000	12	YES	
6	1	15.900	410.000	13	YES	
7	36	12.500	413.000	14	YES	
8	50	14.400	286.000	12	YES	
9	46	15.300	488.000	14	YES	
10	39	12.400	217.000	14	YES	
11	25	16.600	282.000	16	YES	
12	44	17.900	458.000	14	YES	
13	14	16.600	212.000	16	YES	
14	18	15.600	420.000	15	YES	
15	37	18.100	200.000	15	YES	
16	4	12.600	360.000	14	YES	
17	28	13.000	309.000	14	YES	
18	19	15.700	403.000	16	YES	
19	42	18.500	208.000	14	YES	
20	43	15.800	410.000	15	YES	
21	31	14.400	266.000	14	YES	
22	12	16.000	461.000	13	YES	
23	38	15.500	451.000	15	YES	
24	17	17.100	308.000	15	No	
25	20	12.300	438.000	13	YES	
26	22	17.800	420.000	13	YES	
27	5	14.100	478.000	15	YES	
28	16	19.900	366.000	14	YES	
29	35	12.600	268.000	13	YES	
30	45	16.700	419.000	16	YES	

This report shall not be reproduced except in full, without the written approval of UL Verification Services (Guangzhou) Co., Ltd, Song Shan Lake Branch.

Detailed Results for Radar Type 5

Trial Number	Random Trial used	Pulses Detected	Comment
1	32	YES	For detailed burst data see separate table Type5_Trial1
2	17	YES	For detailed burst data see separate table Type5_Trial2
3	18	YES	For detailed burst data see separate table Type5_Trial3
4	12	YES	For detailed burst data see separate table Type5_Trial4
5	37	YES	For detailed burst data see separate table Type5_Trial5
6	30	YES	For detailed burst data see separate table Type5_Trial6
7	24	YES	For detailed burst data see separate table Type5_Trial7
8	15	YES	For detailed burst data see separate table Type5_Trial8
9	49	YES	For detailed burst data see separate table Type5_Trial9
10	7	YES	For detailed burst data see separate table Type5_Trial10
11	50	No	For detailed burst data see separate table Type5_Trial11
12	34	YES	For detailed burst data see separate table Type5_Trial12
13	13	YES	For detailed burst data see separate table Type5_Trial13
14	45	YES	For detailed burst data see separate table Type5_Trial14
15	9	YES	For detailed burst data see separate table Type5_Trial15
16	25	YES	For detailed burst data see separate table Type5_Trial16
17	14	YES	For detailed burst data see separate table Type5_Trial17
18	40	YES	For detailed burst data see separate table Type5_Trial18
19	19	YES	For detailed burst data see separate table Type5_Trial19
20	47	YES	For detailed burst data see separate table Type5_Trial20
21	23	YES	For detailed burst data see separate table Type5_Trial21
22	3	YES	For detailed burst data see separate table Type5_Trial22
23	27	YES	For detailed burst data see separate table Type5_Trial23
24	38	YES	For detailed burst data see separate table Type5_Trial24
25	48	YES	For detailed burst data see separate table Type5_Trial25
26	35	YES	For detailed burst data see separate table Type5_Trial26
27	42	YES	For detailed burst data see separate table Type5_Trial27
28	1	YES	For detailed burst data see separate table Type5_Trial28
29	39	YES	For detailed burst data see separate table Type5_Trial29
30	31	YES	For detailed burst data see separate table Type5_Trial30

This report shall not be reproduced except in full, without the written approval of UL Verification Services (Guangzhou) Co., Ltd, Song Shan Lake Branch.

Detailed Results for Radar Type 5_Trial 1

Burst	No. of Pulses	Pulse Width (µs)	Chirp Width (MHz)	Pulse 1-to-2 Spacing (µs)	Pulse 2-to-3 Spacing (µs)	Starting Location Within Interval (µs)
1	1	80.900	6.000000	---	---	565.000
2	3	55.800	6.000000	1708.000	1448.000	439.000
3	2	93.400	6.000000	985.000	---	706.000
4	2	83.200	6.000000	1912.000	---	758.000
5	3	59.100	6.000000	1594.000	1591.000	79.000
6	2	74.400	6.000000	939.000	---	107.000
7	3	85.400	6.000000	1733.000	1253.000	238.000
8	3	98.000	6.000000	1896.000	1606.000	373.000
9	1	92.100	6.000000	---	---	363.000
10	1	84.400	6.000000	---	---	227.000
11	2	67.400	6.000000	1272.000	---	646.000
12	3	92.000	6.000000	1831.000	1066.000	457.000
13	3	87.500	6.000000	1763.000	1055.000	22.000

This report shall not be reproduced except in full, without the written approval of UL Verification Services (Guangzhou) Co., Ltd, Song Shan Lake Branch.

Detailed Results for Radar Type 5_Trial 2

Burst	No. of Pulses	Pulse Width (µs)	Chirp Width (MHz)	Pulse 1-to-2 Spacing (µs)	Pulse 2-to-3 Spacing (µs)	Starting Location Within Interval (µs)
1	1	93.100	11.000000	---	---	422.000
2	3	61.300	11.000000	1194.000	1086.000	738.000
3	3	57.000	11.000000	1918.000	1102.000	523.000
4	3	91.800	11.000000	1588.000	1798.000	874.000
5	3	88.600	11.000000	1491.000	1061.000	748.000
6	3	62.400	11.000000	1019.000	1144.000	525.000
7	3	88.000	11.000000	1259.000	1713.000	641.000
8	2	77.700	11.000000	1025.000	---	383.000
9	1	51.800	11.000000	---	---	554.000
10	1	55.900	11.000000	---	---	939.000
11	3	63.700	11.000000	1503.000	1789.000	182.000

This report shall not be reproduced except in full, without the written approval of UL Verification Services (Guangzhou) Co., Ltd, Song Shan Lake Branch.

Detailed Results for Radar Type 5_Trial 3

Burst	No. of Pulses	Pulse Width (µs)	Chirp Width (MHz)	Pulse 1-to-2 Spacing (µs)	Pulse 2-to-3 Spacing (µs)	Starting Location Within Interval (µs)
1	1	93.600	5.000000	---	---	12.000
2	3	75.700	5.000000	1082.000	1831.000	391.000
3	1	78.600	5.000000	---	---	945.000
4	3	97.800	5.000000	1410.000	1227.000	166.000
5	2	90.700	5.000000	1124.000	---	67.000
6	2	98.300	5.000000	1313.000	---	512.000
7	3	72.800	5.000000	1011.000	1020.000	645.000
8	3	73.700	5.000000	1726.000	1553.000	442.000
9	1	90.200	5.000000	---	---	22.000
10	1	62.700	5.000000	---	---	746.000
11	3	83.300	5.000000	1501.000	1874.000	837.000
12	3	80.000	5.000000	1591.000	1770.000	458.000

This report shall not be reproduced except in full, without the written approval of UL Verification Services (Guangzhou) Co., Ltd, Song Shan Lake Branch.

Detailed Results for Radar Type 5_Trial 4

Burst	No. of Pulses	Pulse Width (µs)	Chirp Width (MHz)	Pulse 1-to-2 Spacing (µs)	Pulse 2-to-3 Spacing (µs)	Starting Location Within Interval (µs)
1	2	80.800	17.000000	1865.000	---	407.000
2	2	65.200	17.000000	1617.000	---	541.000
3	2	55.500	17.000000	1012.000	---	474.000
4	2	97.400	17.000000	1402.000	---	157.000
5	2	70.500	17.000000	1522.000	---	531.000
6	2	84.400	17.000000	1207.000	---	573.000
7	3	86.000	17.000000	1566.000	1277.000	121.000
8	2	76.800	17.000000	1481.000	---	136.000
9	2	87.400	17.000000	993.000	---	227.000
10	2	56.300	17.000000	1384.000	---	27.000
11	3	86.700	17.000000	920.000	1181.000	224.000
12	3	81.000	17.000000	959.000	1111.000	506.000
13	2	50.500	17.000000	1891.000	---	173.000
14	2	92.000	17.000000	1263.000	---	553.000
15	2	62.200	17.000000	1469.000	---	311.000
16	2	69.400	17.000000	1007.000	---	332.000
17	3	65.600	17.000000	1335.000	1823.000	519.000
18	2	70.300	17.000000	1590.000	---	96.000
19	3	78.100	17.000000	1361.000	1775.000	12.000

This report shall not be reproduced except in full, without the written approval of UL Verification Services (Guangzhou) Co., Ltd, Song Shan Lake Branch.

Detailed Results for Radar Type 5_Trial 5

Burst	No. of Pulses	Pulse Width (µs)	Chirp Width (MHz)	Pulse 1-to-2 Spacing (µs)	Pulse 2-to-3 Spacing (µs)	Starting Location Within Interval (µs)
1	1	84.500	5.000000	---	---	77.000
2	2	85.100	5.000000	1049.000	---	561.000
3	2	77.500	5.000000	1012.000	---	322.000
4	2	95.300	5.000000	1524.000	---	591.000
5	2	69.000	5.000000	1447.000	---	479.000
6	2	65.200	5.000000	1574.000	---	177.000
7	3	77.400	5.000000	1446.000	1628.000	4.000
8	2	58.000	5.000000	1737.000	---	631.000
9	3	58.500	5.000000	1714.000	1626.000	330.000
10	1	98.600	5.000000	---	---	508.000
11	1	73.900	5.000000	---	---	27.000
12	1	67.700	5.000000	---	---	157.000
13	1	99.000	5.000000	---	---	313.000
14	2	76.800	5.000000	1232.000	---	429.000
15	2	89.900	5.000000	1618.000	---	574.000
16	3	88.000	5.000000	1587.000	1221.000	326.000
17	1	55.100	5.000000	---	---	550.000
18	3	93.900	5.000000	930.000	1084.000	275.000

This report shall not be reproduced except in full, without the written approval of UL Verification Services (Guangzhou) Co., Ltd, Song Shan Lake Branch.

Detailed Results for Radar Type 5_Trial 6

Burst	No. of Pulses	Pulse Width (µs)	Chirp Width (MHz)	Pulse 1-to-2 Spacing (µs)	Pulse 2-to-3 Spacing (µs)	Starting Location Within Interval (µs)
1	2	77.900	16.000000	1250.000	---	478.000
2	2	69.500	16.000000	1007.000	---	962.000
3	2	74.500	16.000000	1631.000	---	657.000
4	1	93.900	16.000000	---	---	564.000
5	2	55.400	16.000000	949.000	---	59.000
6	3	50.400	16.000000	1162.000	1396.000	565.000
7	1	68.600	16.000000	---	---	732.000
8	3	88.700	16.000000	1750.000	1835.000	872.000
9	2	54.900	16.000000	1869.000	---	32.000
10	3	51.000	16.000000	970.000	1344.000	750.000
11	3	86.500	16.000000	1599.000	1682.000	364.000

This report shall not be reproduced except in full, without the written approval of UL Verification Services (Guangzhou) Co., Ltd, Song Shan Lake Branch.

Detailed Results for Radar Type 5_Trial 7

Burst	No. of Pulses	Pulse Width (µs)	Chirp Width (MHz)	Pulse 1-to-2 Spacing (µs)	Pulse 2-to-3 Spacing (µs)	Starting Location Within Interval (µs)
1	2	78.300	8.000000	1113.000	---	442.000
2	3	73.800	8.000000	1354.000	1837.000	373.000
3	3	76.100	8.000000	1355.000	1639.000	48.000
4	3	87.300	8.000000	1498.000	1822.000	357.000
5	1	50.900	8.000000	---	---	161.000
6	2	69.700	8.000000	1619.000	---	132.000
7	3	76.000	8.000000	1288.000	1532.000	644.000
8	2	60.600	8.000000	1300.000	---	48.000
9	1	98.100	8.000000	---	---	403.000
10	2	52.200	8.000000	1422.000	---	506.000
11	2	98.400	8.000000	1351.000	---	22.000
12	2	87.700	8.000000	1180.000	---	634.000
13	3	82.400	8.000000	1704.000	1848.000	28.000
14	3	68.900	8.000000	1080.000	1341.000	12.000
15	2	71.600	8.000000	1681.000	---	577.000
16	3	93.100	8.000000	1758.000	1536.000	609.000
17	2	52.100	8.000000	1941.000	---	612.000
18	2	89.200	8.000000	966.000	---	60.000

This report shall not be reproduced except in full, without the written approval of UL Verification Services (Guangzhou) Co., Ltd, Song Shan Lake Branch.

Detailed Results for Radar Type 5_Trial 8

Burst	No. of Pulses	Pulse Width (µs)	Chirp Width (MHz)	Pulse 1-to-2 Spacing (µs)	Pulse 2-to-3 Spacing (µs)	Starting Location Within Interval (µs)
1	2	50.800	18.000000	1595.000	---	21.000
2	2	52.000	18.000000	1563.000	---	729.000
3	2	58.800	18.000000	1384.000	---	15.000
4	2	79.700	18.000000	979.000	---	261.000
5	1	69.500	18.000000	---	---	533.000
6	2	98.900	18.000000	1015.000	---	493.000
7	2	82.800	18.000000	1634.000	---	218.000
8	1	70.100	18.000000	---	---	1102.000
9	2	89.200	18.000000	1357.000	---	524.000

This report shall not be reproduced except in full, without the written approval of UL Verification Services (Guangzhou) Co., Ltd, Song Shan Lake Branch.

Detailed Results for Radar Type 5_Trial 9

Burst	No. of Pulses	Pulse Width (µs)	Chirp Width (MHz)	Pulse 1-to-2 Spacing (µs)	Pulse 2-to-3 Spacing (µs)	Starting Location Within Interval (µs)
1	2	69.400	19.000000	1872.000	---	221.000
2	2	59.100	19.000000	1839.000	---	120.000
3	3	76.800	19.000000	1911.000	981.000	550.000
4	2	70.500	19.000000	1328.000	---	331.000
5	1	63.100	19.000000	---	---	681.000
6	3	59.900	19.000000	1048.000	1055.000	264.000
7	2	50.000	19.000000	1246.000	---	301.000
8	2	53.200	19.000000	993.000	---	222.000
9	1	80.500	19.000000	---	---	496.000
10	2	86.900	19.000000	1135.000	---	371.000
11	3	99.000	19.000000	1818.000	935.000	639.000
12	3	85.200	19.000000	1495.000	1079.000	633.000
13	3	68.700	19.000000	1289.000	1482.000	99.000
14	2	85.700	19.000000	1340.000	---	358.000
15	2	82.900	19.000000	1395.000	---	502.000
16	2	53.400	19.000000	1111.000	---	74.000
17	2	97.400	19.000000	1764.000	---	476.000

This report shall not be reproduced except in full, without the written approval of UL Verification Services (Guangzhou) Co., Ltd, Song Shan Lake Branch.

Detailed Results for Radar Type 5_Trial 10

Burst	No. of Pulses	Pulse Width (µs)	Chirp Width (MHz)	Pulse 1-to-2 Spacing (µs)	Pulse 2-to-3 Spacing (µs)	Starting Location Within Interval (µs)
1	3	76.300	6.000000	1673.000	1870.000	757.000
2	1	85.600	6.000000	---	---	712.000
3	2	87.400	6.000000	1495.000	---	427.000
4	2	67.800	6.000000	1430.000	---	153.000
5	1	80.900	6.000000	---	---	197.000
6	1	80.300	6.000000	---	---	160.000
7	3	86.500	6.000000	1329.000	1212.000	509.000
8	1	96.300	6.000000	---	---	828.000
9	1	80.800	6.000000	---	---	306.000
10	2	74.900	6.000000	1636.000	---	609.000
11	3	60.400	6.000000	1278.000	1394.000	269.000
12	3	57.300	6.000000	1719.000	999.000	826.000
13	2	64.800	6.000000	1378.000	---	41.000
14	2	66.600	6.000000	933.000	---	631.000

This report shall not be reproduced except in full, without the written approval of UL Verification Services (Guangzhou) Co., Ltd, Song Shan Lake Branch.

Detailed Results for Radar Type 5_Trial 11

Burst	No. of Pulses	Pulse Width (µs)	Chirp Width (MHz)	Pulse 1-to-2 Spacing (µs)	Pulse 2-to-3 Spacing (µs)	Starting Location Within Interval (µs)
1	2	63.100	5.000000	1767.000	---	49.000
2	2	54.000	5.000000	1907.000	---	76.000
3	1	74.000	5.000000	---	---	573.000
4	3	69.500	5.000000	1490.000	1185.000	440.000
5	2	62.300	5.000000	1013.000	---	645.000
6	2	52.800	5.000000	1682.000	---	178.000
7	2	90.100	5.000000	1367.000	---	171.000
8	1	86.200	5.000000	---	---	251.000
9	2	94.800	5.000000	908.000	---	307.000
10	2	66.500	5.000000	972.000	---	415.000
11	3	60.800	5.000000	1555.000	1769.000	440.000
12	2	69.200	5.000000	1364.000	---	408.000
13	2	82.600	5.000000	1077.000	---	86.000
14	3	89.600	5.000000	934.000	1096.000	215.000
15	2	87.700	5.000000	958.000	---	272.000
16	2	74.300	5.000000	1246.000	---	576.000
17	1	98.600	5.000000	---	---	262.000
18	3	82.600	5.000000	1172.000	1322.000	628.000

This report shall not be reproduced except in full, without the written approval of UL Verification Services (Guangzhou) Co., Ltd, Song Shan Lake Branch.

Detailed Results for Radar Type 5_Trial 12

Burst	No. of Pulses	Pulse Width (µs)	Chirp Width (MHz)	Pulse 1-to-2 Spacing (µs)	Pulse 2-to-3 Spacing (µs)	Starting Location Within Interval (µs)
1	2	68.600	13.000000	1614.000	---	278.000
2	3	78.700	13.000000	1230.000	1429.000	455.000
3	2	72.000	13.000000	1581.000	---	173.000
4	2	75.600	13.000000	977.000	---	212.000
5	2	65.500	13.000000	1725.000	---	589.000
6	2	55.000	13.000000	1600.000	---	3.000
7	1	57.000	13.000000	---	---	642.000
8	2	70.100	13.000000	1454.000	---	556.000
9	2	52.700	13.000000	1212.000	---	448.000
10	3	61.200	13.000000	1845.000	1035.000	543.000
11	2	98.000	13.000000	1740.000	---	298.000
12	2	56.300	13.000000	1488.000	---	3.000
13	3	74.200	13.000000	1454.000	1697.000	589.000
14	1	91.600	13.000000	---	---	282.000
15	3	70.600	13.000000	1578.000	1218.000	414.000

This report shall not be reproduced except in full, without the written approval of UL Verification Services (Guangzhou) Co., Ltd, Song Shan Lake Branch.

Detailed Results for Radar Type 5_Trial 13

Burst	No. of Pulses	Pulse Width (µs)	Chirp Width (MHz)	Pulse 1-to-2 Spacing (µs)	Pulse 2-to-3 Spacing (µs)	Starting Location Within Interval (µs)
1	1	51.100	19.000000	---	---	551.000
2	2	85.100	19.000000	1734.000	---	404.000
3	3	52.100	19.000000	1720.000	1874.000	512.000
4	1	74.000	19.000000	---	---	40.000
5	2	52.100	19.000000	1849.000	---	96.000
6	2	76.700	19.000000	1657.000	---	349.000
7	1	55.400	19.000000	---	---	91.000
8	3	81.200	19.000000	1796.000	1552.000	89.000
9	2	60.900	19.000000	1713.000	---	57.000
10	2	57.100	19.000000	1611.000	---	530.000
11	2	50.100	19.000000	1364.000	---	248.000
12	1	89.400	19.000000	---	---	296.000
13	3	64.500	19.000000	1437.000	1500.000	469.000
14	2	72.500	19.000000	1415.000	---	437.000
15	3	72.200	19.000000	1705.000	1577.000	554.000
16	2	87.800	19.000000	1175.000	---	48.000
17	2	91.300	19.000000	1613.000	---	537.000
18	2	65.400	19.000000	1307.000	---	194.000
19	1	56.300	19.000000	---	---	276.000
20	2	68.900	19.000000	1611.000	---	430.000

This report shall not be reproduced except in full, without the written approval of UL Verification Services (Guangzhou) Co., Ltd, Song Shan Lake Branch.

Detailed Results for Radar Type 5_Trial 14

Burst	No. of Pulses	Pulse Width (µs)	Chirp Width (MHz)	Pulse 1-to-2 Spacing (µs)	Pulse 2-to-3 Spacing (µs)	Starting Location Within Interval (µs)
1	2	52.400	9.000000	974.000	---	609.000
2	2	55.800	9.000000	1319.000	---	738.000
3	2	58.000	9.000000	1056.000	---	899.000
4	2	50.700	9.000000	975.000	---	575.000
5	1	54.600	9.000000	---	---	73.000
6	2	82.900	9.000000	1205.000	---	107.000
7	2	51.100	9.000000	991.000	---	451.000
8	2	94.700	9.000000	1862.000	---	331.000
9	2	65.500	9.000000	1034.000	---	871.000
10	2	62.000	9.000000	1226.000	---	12.000
11	3	65.600	9.000000	1015.000	1040.000	157.000
12	2	54.800	9.000000	1350.000	---	641.000
13	2	68.900	9.000000	1496.000	---	791.000

This report shall not be reproduced except in full, without the written approval of UL Verification Services (Guangzhou) Co., Ltd, Song Shan Lake Branch.

Detailed Results for Radar Type 5_Trial 15

Burst	No. of Pulses	Pulse Width (µs)	Chirp Width (MHz)	Pulse 1-to-2 Spacing (µs)	Pulse 2-to-3 Spacing (µs)	Starting Location Within Interval (µs)
1	2	70.500	17.000000	956.000	---	247.000
2	3	85.800	17.000000	1726.000	1051.000	659.000
3	2	67.600	17.000000	1910.000	---	383.000
4	2	97.900	17.000000	1794.000	---	123.000
5	3	55.000	17.000000	1798.000	1000.000	48.000
6	2	55.900	17.000000	1322.000	---	464.000
7	3	53.400	17.000000	1270.000	1431.000	347.000
8	2	88.300	17.000000	1417.000	---	544.000
9	2	95.600	17.000000	1228.000	---	453.000
10	2	70.400	17.000000	1039.000	---	291.000
11	2	53.000	17.000000	1860.000	---	689.000
12	1	80.600	17.000000	---	---	628.000
13	3	67.000	17.000000	1382.000	1724.000	487.000
14	2	67.300	17.000000	1895.000	---	682.000
15	2	63.100	17.000000	1171.000	---	343.000
16	2	79.400	17.000000	1369.000	---	186.000

This report shall not be reproduced except in full, without the written approval of UL Verification Services (Guangzhou) Co., Ltd, Song Shan Lake Branch.

Detailed Results for Radar Type 5_Trial 16

Burst	No. of Pulses	Pulse Width (µs)	Chirp Width (MHz)	Pulse 1-to-2 Spacing (µs)	Pulse 2-to-3 Spacing (µs)	Starting Location Within Interval (µs)
1	2	97.100	19.000000	1539.000	---	378.000
2	2	62.500	19.000000	1931.000	---	586.000
3	3	85.200	19.000000	1860.000	942.000	473.000
4	2	57.800	19.000000	1401.000	---	394.000
5	1	72.100	19.000000	---	---	254.000
6	1	92.700	19.000000	---	---	242.000
7	2	56.200	19.000000	1405.000	---	411.000
8	3	54.300	19.000000	1382.000	1712.000	591.000
9	3	88.200	19.000000	1026.000	1680.000	17.000
10	3	68.200	19.000000	1051.000	1804.000	269.000
11	2	91.600	19.000000	1080.000	---	315.000
12	2	94.700	19.000000	1056.000	---	501.000
13	2	60.900	19.000000	1566.000	---	227.000
14	2	57.700	19.000000	1345.000	---	332.000
15	2	80.500	19.000000	1002.000	---	131.000
16	1	78.700	19.000000	---	---	51.000
17	2	95.800	19.000000	1851.000	---	346.000
18	3	74.500	19.000000	1430.000	1097.000	108.000
19	3	65.700	19.000000	1155.000	1430.000	508.000

This report shall not be reproduced except in full, without the written approval of UL Verification Services (Guangzhou) Co., Ltd, Song Shan Lake Branch.

Detailed Results for Radar Type 5_Trial 17

Burst	No. of Pulses	Pulse Width (µs)	Chirp Width (MHz)	Pulse 1-to-2 Spacing (µs)	Pulse 2-to-3 Spacing (µs)	Starting Location Within Interval (µs)
1	3	86.900	18.000000	1072.000	1743.000	270.000
2	3	81.200	18.000000	1473.000	1232.000	993.000
3	3	100.000	18.000000	1838.000	1883.000	1083.000
4	1	65.400	18.000000	---	---	815.000
5	3	80.200	18.000000	1355.000	1538.000	799.000
6	3	96.500	18.000000	1759.000	1784.000	72.000
7	3	80.300	18.000000	1386.000	1646.000	426.000
8	2	81.600	18.000000	1787.000	---	878.000

This report shall not be reproduced except in full, without the written approval of UL Verification Services (Guangzhou) Co., Ltd, Song Shan Lake Branch.

Detailed Results for Radar Type 5_Trial 18

Burst	No. of Pulses	Pulse Width (µs)	Chirp Width (MHz)	Pulse 1-to-2 Spacing (µs)	Pulse 2-to-3 Spacing (µs)	Starting Location Within Interval (µs)
1	2	57.400	6.000000	963.000	---	180.000
2	2	93.600	6.000000	1584.000	---	459.000
3	2	80.100	6.000000	1493.000	---	435.000
4	1	64.100	6.000000	---	---	1256.000
5	2	67.700	6.000000	1215.000	---	734.000
6	1	96.500	6.000000	---	---	1281.000
7	2	81.500	6.000000	974.000	---	1432.000
8	2	66.800	6.000000	1558.000	---	92.000

This report shall not be reproduced except in full, without the written approval of UL Verification Services (Guangzhou) Co., Ltd, Song Shan Lake Branch.

Detailed Results for Radar Type 5_Trial 19

Burst	No. of Pulses	Pulse Width (µs)	Chirp Width (MHz)	Pulse 1-to-2 Spacing (µs)	Pulse 2-to-3 Spacing (µs)	Starting Location Within Interval (µs)
1	1	80.100	9.000000	---	---	183.000
2	2	59.600	9.000000	946.000	---	473.000
3	2	89.000	9.000000	1573.000	---	426.000
4	2	68.300	9.000000	1801.000	---	366.000
5	1	89.400	9.000000	---	---	250.000
6	2	64.000	9.000000	958.000	---	447.000
7	2	82.200	9.000000	1272.000	---	585.000
8	2	67.300	9.000000	1688.000	---	134.000
9	2	52.500	9.000000	1696.000	---	264.000
10	2	84.100	9.000000	1133.000	---	335.000
11	2	53.000	9.000000	1374.000	---	890.000
12	2	62.000	9.000000	1636.000	---	526.000
13	3	96.100	9.000000	1660.000	1103.000	493.000

This report shall not be reproduced except in full, without the written approval of UL Verification Services (Guangzhou) Co., Ltd, Song Shan Lake Branch.

Detailed Results for Radar Type 5_Trial 20

Burst	No. of Pulses	Pulse Width (µs)	Chirp Width (MHz)	Pulse 1-to-2 Spacing (µs)	Pulse 2-to-3 Spacing (µs)	Starting Location Within Interval (µs)
1	3	53.000	16.000000	1731.000	1776.000	102.000
2	2	61.000	16.000000	988.000	---	570.000
3	1	59.900	16.000000	---	---	566.000
4	1	85.500	16.000000	---	---	213.000
5	3	94.800	16.000000	1100.000	1674.000	103.000
6	3	81.600	16.000000	979.000	1275.000	44.000
7	1	57.300	16.000000	---	---	498.000
8	2	93.800	16.000000	999.000	---	772.000
9	2	75.100	16.000000	1593.000	---	686.000
10	3	96.400	16.000000	1515.000	1372.000	320.000
11	2	59.600	16.000000	1224.000	---	9.000
12	2	69.600	16.000000	1553.000	---	192.000
13	1	84.300	16.000000	---	---	102.000
14	3	70.600	16.000000	1234.000	961.000	644.000
15	1	97.700	16.000000	---	---	436.000

This report shall not be reproduced except in full, without the written approval of UL Verification Services (Guangzhou) Co., Ltd, Song Shan Lake Branch.

Detailed Results for Radar Type 5_Trial 21

Burst	No. of Pulses	Pulse Width (µs)	Chirp Width (MHz)	Pulse 1-to-2 Spacing (µs)	Pulse 2-to-3 Spacing (µs)	Starting Location Within Interval (µs)
1	2	51.000	9.000000	1731.000	---	259.000
2	2	69.300	9.000000	1762.000	---	617.000
3	1	94.600	9.000000	---	---	379.000
4	2	65.100	9.000000	1536.000	---	103.000
5	3	51.100	9.000000	1546.000	1400.000	650.000
6	2	86.100	9.000000	1619.000	---	221.000
7	1	80.000	9.000000	---	---	44.000
8	1	60.800	9.000000	---	---	384.000
9	3	56.200	9.000000	1627.000	1397.000	126.000
10	1	99.700	9.000000	---	---	20.000
11	1	84.000	9.000000	---	---	411.000
12	3	83.100	9.000000	1223.000	1586.000	232.000
13	1	50.900	9.000000	---	---	179.000
14	1	53.200	9.000000	---	---	48.000
15	2	71.800	9.000000	1079.000	---	692.000
16	2	66.300	9.000000	1893.000	---	503.000
17	2	51.200	9.000000	1362.000	---	455.000

This report shall not be reproduced except in full, without the written approval of UL Verification Services (Guangzhou) Co., Ltd, Song Shan Lake Branch.

Detailed Results for Radar Type 5_Trial 22

Burst	No. of Pulses	Pulse Width (µs)	Chirp Width (MHz)	Pulse 1-to-2 Spacing (µs)	Pulse 2-to-3 Spacing (µs)	Starting Location Within Interval (µs)
1	2	54.600	13.000000	1482.000	---	997.000
2	3	58.000	13.000000	1111.000	999.000	712.000
3	3	63.400	13.000000	1268.000	1709.000	269.000
4	3	67.400	13.000000	1035.000	1498.000	377.000
5	3	70.200	13.000000	1122.000	999.000	381.000
6	1	92.500	13.000000	---	---	942.000
7	3	63.900	13.000000	1233.000	1239.000	49.000
8	1	67.700	13.000000	---	---	121.000
9	2	74.700	13.000000	1791.000	---	596.000
10	2	98.000	13.000000	1740.000	---	602.000

This report shall not be reproduced except in full, without the written approval of UL Verification Services (Guangzhou) Co., Ltd, Song Shan Lake Branch.

Detailed Results for Radar Type 5_Trial 23

Burst	No. of Pulses	Pulse Width (µs)	Chirp Width (MHz)	Pulse 1-to-2 Spacing (µs)	Pulse 2-to-3 Spacing (µs)	Starting Location Within Interval (µs)
1	2	55.900	14.000000	1883.000	---	1025.000
2	2	64.100	14.000000	1710.000	---	849.000
3	2	77.200	14.000000	1650.000	---	136.000
4	2	96.600	14.000000	1520.000	---	468.000
5	2	98.000	14.000000	923.000	---	376.000
6	2	66.700	14.000000	1462.000	---	705.000
7	3	66.400	14.000000	1003.000	1192.000	1416.000
8	2	57.000	14.000000	1038.000	---	240.000

This report shall not be reproduced except in full, without the written approval of UL Verification Services (Guangzhou) Co., Ltd, Song Shan Lake Branch.

Detailed Results for Radar Type 5_Trial 24

Burst	No. of Pulses	Pulse Width (µs)	Chirp Width (MHz)	Pulse 1-to-2 Spacing (µs)	Pulse 2-to-3 Spacing (µs)	Starting Location Within Interval (µs)
1	2	79.600	17.000000	1029.000	---	270.000
2	1	90.200	17.000000	---	---	580.000
3	3	66.100	17.000000	1312.000	1766.000	86.000
4	1	95.200	17.000000	---	---	92.000
5	2	76.300	17.000000	1238.000	---	368.000
6	2	75.800	17.000000	1106.000	---	165.000
7	3	50.700	17.000000	1312.000	1580.000	377.000
8	3	56.300	17.000000	1837.000	1154.000	323.000
9	3	56.100	17.000000	1061.000	1394.000	400.000
10	3	81.200	17.000000	1582.000	1379.000	405.000
11	2	89.700	17.000000	1845.000	---	506.000
12	1	97.800	17.000000	---	---	331.000
13	1	75.700	17.000000	---	---	430.000
14	3	50.200	17.000000	1237.000	1653.000	544.000
15	2	52.000	17.000000	1729.000	---	339.000
16	2	69.400	17.000000	1603.000	---	44.000
17	2	67.500	17.000000	1168.000	---	521.000
18	2	98.100	17.000000	958.000	---	384.000
19	3	63.600	17.000000	1260.000	1640.000	194.000

This report shall not be reproduced except in full, without the written approval of UL Verification Services (Guangzhou) Co., Ltd, Song Shan Lake Branch.

Detailed Results for Radar Type 5_Trial 25

Burst	No. of Pulses	Pulse Width (µs)	Chirp Width (MHz)	Pulse 1-to-2 Spacing (µs)	Pulse 2-to-3 Spacing (µs)	Starting Location Within Interval (µs)
1	2	97.900	7.000000	1124.000	---	368.000
2	2	94.200	7.000000	1097.000	---	363.000
3	2	95.600	7.000000	1706.000	---	338.000
4	3	60.700	7.000000	1726.000	1788.000	628.000
5	2	79.600	7.000000	921.000	---	352.000
6	2	55.700	7.000000	1463.000	---	71.000
7	2	92.300	7.000000	1486.000	---	208.000
8	3	59.600	7.000000	1550.000	1830.000	605.000
9	2	95.900	7.000000	1529.000	---	727.000
10	2	87.500	7.000000	1521.000	---	637.000
11	3	81.100	7.000000	961.000	1815.000	593.000
12	3	93.000	7.000000	1246.000	1717.000	400.000
13	3	62.500	7.000000	1219.000	1563.000	742.000
14	1	70.400	7.000000	---	---	627.000
15	2	63.400	7.000000	1345.000	---	439.000
16	1	78.000	7.000000	---	---	663.000

This report shall not be reproduced except in full, without the written approval of UL Verification Services (Guangzhou) Co., Ltd, Song Shan Lake Branch.

Detailed Results for Radar Type 5_Trial 26

Burst	No. of Pulses	Pulse Width (µs)	Chirp Width (MHz)	Pulse 1-to-2 Spacing (µs)	Pulse 2-to-3 Spacing (µs)	Starting Location Within Interval (µs)
1	2	52.100	18.000000	1215.000	---	17.000
2	3	99.800	18.000000	1736.000	1673.000	148.000
3	2	53.200	18.000000	1233.000	---	12.000
4	1	87.200	18.000000	---	---	540.000
5	2	75.200	18.000000	975.000	---	618.000
6	3	63.600	18.000000	1614.000	1448.000	732.000
7	2	61.200	18.000000	1118.000	---	137.000
8	2	86.400	18.000000	1014.000	---	331.000
9	2	79.400	18.000000	1910.000	---	737.000
10	2	84.300	18.000000	1126.000	---	48.000
11	2	81.500	18.000000	1345.000	---	288.000
12	3	81.300	18.000000	1810.000	952.000	529.000
13	2	94.900	18.000000	1306.000	---	612.000
14	3	69.600	18.000000	1632.000	1730.000	692.000
15	3	73.300	18.000000	1015.000	1552.000	317.000
16	3	93.100	18.000000	1179.000	1533.000	7.000

This report shall not be reproduced except in full, without the written approval of UL Verification Services (Guangzhou) Co., Ltd, Song Shan Lake Branch.

Detailed Results for Radar Type 5_Trial 27

Burst	No. of Pulses	Pulse Width (µs)	Chirp Width (MHz)	Pulse 1-to-2 Spacing (µs)	Pulse 2-to-3 Spacing (µs)	Starting Location Within Interval (µs)
1	3	68.400	12.000000	1658.000	1189.000	811.000
2	3	79.800	12.000000	1645.000	1732.000	1059.000
3	1	86.100	12.000000	---	---	970.000
4	1	83.200	12.000000	---	---	765.000
5	1	97.500	12.000000	---	---	1117.000
6	2	51.300	12.000000	1708.000	---	559.000
7	3	77.900	12.000000	1276.000	1521.000	253.000
8	3	80.800	12.000000	1804.000	959.000	563.000
9	2	82.100	12.000000	1443.000	---	169.000
10	3	65.000	12.000000	1848.000	1035.000	156.000

This report shall not be reproduced except in full, without the written approval of UL Verification Services (Guangzhou) Co., Ltd, Song Shan Lake Branch.

Detailed Results for Radar Type 5_Trial 28

Burst	No. of Pulses	Pulse Width (µs)	Chirp Width (MHz)	Pulse 1-to-2 Spacing (µs)	Pulse 2-to-3 Spacing (µs)	Starting Location Within Interval (µs)
1	3	97.300	12.000000	1764.000	1049.000	85.000
2	1	83.400	12.000000	---	---	882.000
3	1	94.700	12.000000	---	---	903.000
4	2	60.100	12.000000	1023.000	---	878.000
5	2	54.600	12.000000	1385.000	---	1271.000
6	3	88.100	12.000000	1088.000	1048.000	932.000
7	3	90.200	12.000000	1799.000	1142.000	226.000
8	3	63.400	12.000000	1149.000	971.000	1426.000

This report shall not be reproduced except in full, without the written approval of UL Verification Services (Guangzhou) Co., Ltd, Song Shan Lake Branch.

Detailed Results for Radar Type 5_Trial 29

Burst	No. of Pulses	Pulse Width (µs)	Chirp Width (MHz)	Pulse 1-to-2 Spacing (µs)	Pulse 2-to-3 Spacing (µs)	Starting Location Within Interval (µs)
1	1	70.600	15.000000	---	---	302.000
2	1	74.700	15.000000	---	---	299.000
3	1	63.600	15.000000	---	---	82.000
4	2	52.100	15.000000	1812.000	---	536.000
5	1	97.500	15.000000	---	---	395.000
6	2	96.300	15.000000	1335.000	---	250.000
7	3	70.800	15.000000	1052.000	1243.000	462.000
8	3	59.600	15.000000	1059.000	1550.000	477.000
9	3	99.200	15.000000	1633.000	1572.000	254.000
10	1	53.300	15.000000	---	---	33.000
11	3	98.600	15.000000	1526.000	1428.000	564.000
12	3	89.300	15.000000	1017.000	1662.000	221.000
13	1	62.700	15.000000	---	---	248.000
14	2	70.400	15.000000	1855.000	---	232.000
15	3	61.400	15.000000	1444.000	1073.000	470.000
16	1	76.000	15.000000	---	---	441.000
17	2	90.800	15.000000	1164.000	---	195.000
18	3	65.200	15.000000	1246.000	1582.000	246.000
19	3	74.700	15.000000	928.000	1671.000	194.000
20	2	75.100	15.000000	989.000	---	83.000

This report shall not be reproduced except in full, without the written approval of UL Verification Services (Guangzhou) Co., Ltd, Song Shan Lake Branch.

Detailed Results for Radar Type 5_Trial 30

Burst	No. of Pulses	Pulse Width (µs)	Chirp Width (MHz)	Pulse 1-to-2 Spacing (µs)	Pulse 2-to-3 Spacing (µs)	Starting Location Within Interval (µs)
1	2	78.100	10.000000	1102.000	---	160.000
2	2	51.400	10.000000	957.000	---	633.000
3	3	85.200	10.000000	1076.000	1386.000	363.000
4	1	96.300	10.000000	---	---	992.000
5	1	67.200	10.000000	---	---	751.000
6	3	68.900	10.000000	1284.000	1725.000	149.000
7	2	75.900	10.000000	958.000	---	690.000
8	2	87.000	10.000000	1715.000	---	512.000
9	1	88.500	10.000000	---	---	611.000
10	3	61.000	10.000000	1333.000	1179.000	361.000
11	1	57.000	10.000000	---	---	214.000
12	2	55.900	10.000000	1656.000	---	643.000

This report shall not be reproduced except in full, without the written approval of UL Verification Services (Guangzhou) Co., Ltd, Song Shan Lake Branch.

Detailed Results for Radar Type 6

Trial Number	Pulse Width (µs)	PRI (µs)	No. of Pulses	Pulses Detected	Comment
1	1.000	300.000	9	YES	
2	1.000	300.000	9	YES	
3	1.000	300.000	9	YES	
4	1.000	300.000	9	YES	
5	1.000	300.000	9	YES	
6	1.000	300.000	9	YES	
7	1.000	300.000	9	YES	
8	1.000	300.000	9	YES	
9	1.000	300.000	9	YES	
10	1.000	300.000	9	YES	
11	1.000	300.000	9	YES	
12	1.000	300.000	9	YES	
13	1.000	300.000	9	YES	
14	1.000	300.000	9	YES	
15	1.000	300.000	9	YES	
16	1.000	300.000	9	YES	
17	1.000	300.000	9	YES	
18	1.000	300.000	9	YES	
19	1.000	300.000	9	YES	
20	1.000	300.000	9	YES	
21	1.000	300.000	9	YES	
22	1.000	300.000	9	YES	
23	1.000	300.000	9	YES	
24	1.000	300.000	9	YES	
25	1.000	300.000	9	YES	
26	1.000	300.000	9	YES	
27	1.000	300.000	9	YES	
28	1.000	300.000	9	YES	
29	1.000	300.000	9	YES	
30	1.000	300.000	9	YES	

This report shall not be reproduced except in full, without the written approval of UL Verification Services (Guangzhou) Co., Ltd, Song Shan Lake Branch.

7.6.4. Test Result for 802.11be 240MHz mode

DUT Frequency (MHz)	Radar Type No.	Detection count	Percentage of Detection Px	Detection Limit	Overall Result	Overall Comment
5610.000000	1	29 of 30	96.67%	60.0 %	PASS	
5610.000000	2	29 of 30	96.67%	60.0 %	PASS	
5610.000000	3	30 of 30	100.00%	60.0 %	PASS	
5610.000000	4	30 of 30	100.00%	60.0 %	PASS	
5610.000000	5	28 of 30	93.33%	80.0 %	PASS	
5610.000000	6	30 of 30	100.00%	70.0 %	PASS	

Aggregate Results for Short Pulse Radar Type 1-4

Aggregate Calculation as follows	Aggregate Percentage	Aggregate Limit	Aggregate Result	Aggregate Comment
(P1 + P2 + P3 + P4) / 4	98.33%	80.0 %	PASS	

This report shall not be reproduced except in full, without the written approval of UL Verification Services (Guangzhou) Co., Ltd, Song Shan Lake Branch.

Detailed Results for Radar Type 1

Trial Number	Random Trial used	Pulse Width (µs)	PRI (µs)	No. of Pulses	Pulses Detected	Comment
1	19	1.000	878.000	61	YES	
2	16	1.000	818.000	65	YES	
3	5	1.000	598.000	89	YES	
4	17	1.000	838.000	63	YES	
5	22	1.000	938.000	57	YES	
6	13	1.000	758.000	70	YES	
7	36	1.000	1693.000	32	YES	
8	10	1.000	698.000	76	YES	
9	45	1.000	2572.000	21	YES	
10	12	1.000	738.000	72	YES	
11	31	1.000	1205.000	44	YES	
12	26	1.000	717.000	74	YES	
13	18	1.000	858.000	62	YES	
14	28	1.000	912.000	58	YES	
15	21	1.000	918.000	58	YES	
16	49	1.000	2962.000	18	YES	
17	7	1.000	638.000	83	YES	
18	44	1.000	2474.000	22	YES	
19	20	1.000	898.000	59	YES	
20	3	1.000	558.000	95	YES	
21	39	1.000	1986.000	27	YES	
22	46	1.000	2669.000	20	No	
23	38	1.000	1888.000	28	YES	
24	42	1.000	2279.000	24	YES	
25	4	1.000	578.000	92	YES	
26	48	1.000	2864.000	19	YES	
27	29	1.000	1010.000	53	YES	
28	47	1.000	2767.000	20	YES	
29	6	1.000	618.000	86	YES	
30	37	1.000	1791.000	30	YES	

This report shall not be reproduced except in full, without the written approval of UL Verification Services (Guangzhou) Co., Ltd, Song Shan Lake Branch.

Detailed Results for Radar Type 2

Trial Number	Random Trial used	Pulse Width (µs)	PRI (µs)	No. of Pulses	Pulses Detected	Comment
1	25	4.400	202.000	24	YES	
2	23	3.800	187.000	28	YES	
3	27	2.700	199.000	29	No	
4	2	4.500	191.000	23	YES	
5	3	5.000	192.000	23	YES	
6	18	2.000	153.000	24	YES	
7	12	3.100	182.000	28	YES	
8	8	2.600	175.000	26	YES	
9	29	4.100	189.000	26	YES	
10	15	2.200	180.000	29	YES	
11	37	3.400	191.000	24	YES	
12	19	2.000	200.000	25	YES	
13	42	2.500	215.000	28	YES	
14	34	2.200	197.000	28	YES	
15	9	3.900	212.000	27	YES	
16	26	3.700	217.000	28	YES	
17	32	3.700	222.000	26	YES	
18	40	3.600	230.000	27	YES	
19	22	2.400	209.000	26	YES	
20	50	4.100	158.000	25	YES	
21	38	2.000	180.000	25	YES	
22	1	3.400	168.000	25	YES	
23	13	2.200	193.000	24	YES	
24	36	3.200	200.000	28	YES	
25	21	3.600	193.000	28	YES	
26	16	3.600	194.000	26	YES	
27	43	4.100	153.000	24	YES	
28	10	1.200	175.000	26	YES	
29	44	3.500	167.000	29	YES	
30	35	1.200	206.000	24	YES	

This report shall not be reproduced except in full, without the written approval of UL Verification Services (Guangzhou) Co., Ltd, Song Shan Lake Branch.

Detailed Results for Radar Type 3

Trial Number	Random Trial used	Pulse Width (µs)	PRI (µs)	No. of Pulses	Pulses Detected	Comment
1	34	6.400	477.000	17	YES	
2	33	9.000	430.000	18	YES	
3	23	9.700	256.000	16	YES	
4	42	8.600	493.000	17	YES	
5	48	9.000	448.000	18	YES	
6	27	6.600	301.000	17	YES	
7	20	8.200	272.000	18	YES	
8	44	7.100	457.000	16	YES	
9	17	8.700	413.000	17	YES	
10	2	7.500	211.000	17	YES	
11	1	8.000	494.000	18	YES	
12	45	6.700	426.000	17	YES	
13	29	9.900	446.000	17	YES	
14	11	9.000	500.000	16	YES	
15	30	8.400	309.000	17	YES	
16	26	9.200	497.000	17	YES	
17	35	7.300	200.000	18	YES	
18	36	9.800	494.000	17	YES	
19	24	6.000	378.000	17	YES	
20	16	8.900	340.000	16	YES	
21	37	7.500	217.000	17	YES	
22	7	6.500	466.000	17	YES	
23	19	9.600	336.000	18	YES	
24	18	6.200	263.000	18	YES	
25	3	9.500	297.000	16	YES	
26	22	6.500	433.000	17	YES	
27	15	8.100	436.000	17	YES	
28	10	9.800	206.000	17	YES	
29	28	9.800	316.000	17	YES	
30	41	7.700	467.000	16	YES	

This report shall not be reproduced except in full, without the written approval of UL Verification Services (Guangzhou) Co., Ltd, Song Shan Lake Branch.

Detailed Results for Radar Type 4

Trial Number	Random Trial used	Pulse Width (µs)	PRI (µs)	No. of Pulses	Pulses Detected	Comment
1	19	15.700	403.000	16	YES	
2	17	17.100	308.000	15	YES	
3	6	18.500	499.000	13	YES	
4	32	12.600	293.000	15	YES	
5	40	13.600	237.000	15	YES	
6	41	13.300	439.000	14	YES	
7	12	16.000	461.000	13	YES	
8	5	14.100	478.000	15	YES	
9	33	19.500	384.000	13	YES	
10	45	16.700	419.000	16	YES	
11	47	17.700	416.000	12	YES	
12	7	18.600	236.000	12	YES	
13	28	13.000	309.000	14	YES	
14	39	12.400	217.000	14	YES	
15	35	12.600	268.000	13	YES	
16	31	14.400	266.000	14	YES	
17	20	12.300	438.000	13	YES	
18	4	12.600	360.000	14	YES	
19	37	18.100	200.000	15	YES	
20	30	11.800	384.000	14	YES	
21	3	13.600	398.000	15	YES	
22	22	17.800	420.000	13	YES	
23	42	18.500	208.000	14	YES	
24	44	17.900	458.000	14	YES	
25	49	11.100	396.000	13	YES	
26	36	12.500	413.000	14	YES	
27	50	14.400	286.000	12	YES	
28	23	18.300	265.000	14	YES	
29	9	13.300	254.000	14	YES	
30	34	17.300	366.000	14	YES	

This report shall not be reproduced except in full, without the written approval of UL Verification Services (Guangzhou) Co., Ltd, Song Shan Lake Branch.

Detailed Results for Radar Type 5

Trial Number	Random Trial used	Pulses Detected	Comment
1	10	YES	For detailed burst data see separate table Type5_Trial1
2	26	YES	For detailed burst data see separate table Type5_Trial2
3	6	No	For detailed burst data see separate table Type5_Trial3
4	42	No	For detailed burst data see separate table Type5_Trial4
5	32	YES	For detailed burst data see separate table Type5_Trial5
6	30	YES	For detailed burst data see separate table Type5_Trial6
7	31	YES	For detailed burst data see separate table Type5_Trial7
8	35	YES	For detailed burst data see separate table Type5_Trial8
9	2	YES	For detailed burst data see separate table Type5_Trial9
10	5	YES	For detailed burst data see separate table Type5_Trial10
11	40	YES	For detailed burst data see separate table Type5_Trial11
12	11	YES	For detailed burst data see separate table Type5_Trial12
13	14	YES	For detailed burst data see separate table Type5_Trial13
14	25	YES	For detailed burst data see separate table Type5_Trial14
15	24	YES	For detailed burst data see separate table Type5_Trial15
16	20	YES	For detailed burst data see separate table Type5_Trial16
17	17	YES	For detailed burst data see separate table Type5_Trial17
18	34	YES	For detailed burst data see separate table Type5_Trial18
19	22	YES	For detailed burst data see separate table Type5_Trial19
20	49	YES	For detailed burst data see separate table Type5_Trial20
21	44	YES	For detailed burst data see separate table Type5_Trial21
22	27	YES	For detailed burst data see separate table Type5_Trial22
23	47	YES	For detailed burst data see separate table Type5_Trial23
24	1	YES	For detailed burst data see separate table Type5_Trial24
25	41	YES	For detailed burst data see separate table Type5_Trial25
26	50	YES	For detailed burst data see separate table Type5_Trial26
27	12	YES	For detailed burst data see separate table Type5_Trial27
28	46	YES	For detailed burst data see separate table Type5_Trial28
29	3	YES	For detailed burst data see separate table Type5_Trial29
30	13	YES	For detailed burst data see separate table Type5_Trial30

This report shall not be reproduced except in full, without the written approval of UL Verification Services (Guangzhou) Co., Ltd, Song Shan Lake Branch.

Detailed Results for Radar Type 5_Trial 1

Burst	No. of Pulses	Pulse Width (µs)	Chirp Width (MHz)	Pulse 1-to-2 Spacing (µs)	Pulse 2-to-3 Spacing (µs)	Starting Location Within Interval (µs)
1	3	64.900	8.000000	1505.000	942.000	403.000
2	2	74.300	8.000000	1789.000	---	177.000
3	3	70.800	8.000000	1084.000	1077.000	477.000
4	2	89.800	8.000000	1727.000	---	39.000
5	2	93.800	8.000000	1220.000	---	581.000
6	3	71.300	8.000000	1699.000	1079.000	519.000
7	2	73.200	8.000000	1306.000	---	9.000
8	2	78.200	8.000000	1010.000	---	72.000
9	3	65.600	8.000000	1443.000	1201.000	152.000
10	2	80.300	8.000000	1521.000	---	187.000
11	1	53.000	8.000000	---	---	669.000
12	2	97.600	8.000000	1808.000	---	558.000
13	2	69.000	8.000000	1583.000	---	502.000
14	3	98.300	8.000000	1282.000	1548.000	356.000
15	3	58.000	8.000000	1058.000	1448.000	179.000
16	2	53.300	8.000000	993.000	---	253.000
17	2	78.600	8.000000	1265.000	---	413.000

This report shall not be reproduced except in full, without the written approval of UL Verification Services (Guangzhou) Co., Ltd, Song Shan Lake Branch.

Detailed Results for Radar Type 5_Trial 2

Burst	No. of Pulses	Pulse Width (µs)	Chirp Width (MHz)	Pulse 1-to-2 Spacing (µs)	Pulse 2-to-3 Spacing (µs)	Starting Location Within Interval (µs)
1	3	56.900	7.000000	1444.000	967.000	453.000
2	3	59.600	7.000000	1787.000	1144.000	206.000
3	3	95.100	7.000000	1708.000	1109.000	579.000
4	1	90.100	7.000000	---	---	554.000
5	1	81.600	7.000000	---	---	140.000
6	2	78.100	7.000000	1096.000	---	407.000
7	1	99.000	7.000000	---	---	350.000
8	3	81.300	7.000000	1461.000	1547.000	552.000
9	2	54.900	7.000000	1737.000	---	501.000
10	2	54.200	7.000000	1388.000	---	121.000
11	2	86.200	7.000000	971.000	---	397.000
12	2	79.100	7.000000	1117.000	---	318.000
13	2	55.200	7.000000	1399.000	---	427.000
14	1	57.800	7.000000	---	---	441.000
15	2	56.500	7.000000	1323.000	---	397.000
16	1	57.200	7.000000	---	---	435.000
17	2	71.400	7.000000	989.000	---	500.000
18	2	75.000	7.000000	1489.000	---	16.000
19	1	94.000	7.000000	---	---	44.000
20	3	72.700	7.000000	1153.000	1688.000	262.000

This report shall not be reproduced except in full, without the written approval of UL Verification Services (Guangzhou) Co., Ltd, Song Shan Lake Branch.

Detailed Results for Radar Type 5_Trial 3

Burst	No. of Pulses	Pulse Width (µs)	Chirp Width (MHz)	Pulse 1-to-2 Spacing (µs)	Pulse 2-to-3 Spacing (µs)	Starting Location Within Interval (µs)
1	1	85.200	14.000000	---	---	99.000
2	3	59.000	14.000000	1887.000	1086.000	687.000
3	1	51.000	14.000000	---	---	381.000
4	2	84.800	14.000000	1906.000	---	520.000
5	3	83.200	14.000000	1466.000	1170.000	910.000
6	3	92.300	14.000000	977.000	1255.000	1.000
7	2	59.400	14.000000	1674.000	---	732.000
8	2	90.700	14.000000	1058.000	---	642.000
9	3	93.100	14.000000	961.000	934.000	359.000
10	3	74.900	14.000000	1673.000	1639.000	602.000
11	2	90.800	14.000000	1227.000	---	430.000
12	3	58.500	14.000000	1625.000	1374.000	10.000
13	1	57.700	14.000000	---	---	804.000

This report shall not be reproduced except in full, without the written approval of UL Verification Services (Guangzhou) Co., Ltd, Song Shan Lake Branch.

Detailed Results for Radar Type 5_Trial 4

Burst	No. of Pulses	Pulse Width (µs)	Chirp Width (MHz)	Pulse 1-to-2 Spacing (µs)	Pulse 2-to-3 Spacing (µs)	Starting Location Within Interval (µs)
1	3	68.400	12.000000	1658.000	1189.000	811.000
2	3	79.800	12.000000	1645.000	1732.000	1059.000
3	1	86.100	12.000000	---	---	970.000
4	1	83.200	12.000000	---	---	765.000
5	1	97.500	12.000000	---	---	1117.000
6	2	51.300	12.000000	1708.000	---	559.000
7	3	77.900	12.000000	1276.000	1521.000	253.000
8	3	80.800	12.000000	1804.000	959.000	563.000
9	2	82.100	12.000000	1443.000	---	169.000
10	3	65.000	12.000000	1848.000	1035.000	156.000

This report shall not be reproduced except in full, without the written approval of UL Verification Services (Guangzhou) Co., Ltd, Song Shan Lake Branch.

Detailed Results for Radar Type 5_Trial 5

Burst	No. of Pulses	Pulse Width (µs)	Chirp Width (MHz)	Pulse 1-to-2 Spacing (µs)	Pulse 2-to-3 Spacing (µs)	Starting Location Within Interval (µs)
1	1	80.900	6.000000	---	---	565.000
2	3	55.800	6.000000	1708.000	1448.000	439.000
3	2	93.400	6.000000	985.000	---	706.000
4	2	83.200	6.000000	1912.000	---	758.000
5	3	59.100	6.000000	1594.000	1591.000	79.000
6	2	74.400	6.000000	939.000	---	107.000
7	3	85.400	6.000000	1733.000	1253.000	238.000
8	3	98.000	6.000000	1896.000	1606.000	373.000
9	1	92.100	6.000000	---	---	363.000
10	1	84.400	6.000000	---	---	227.000
11	2	67.400	6.000000	1272.000	---	646.000
12	3	92.000	6.000000	1831.000	1066.000	457.000
13	3	87.500	6.000000	1763.000	1055.000	22.000

This report shall not be reproduced except in full, without the written approval of UL Verification Services (Guangzhou) Co., Ltd, Song Shan Lake Branch.

Detailed Results for Radar Type 5_Trial 6

Burst	No. of Pulses	Pulse Width (µs)	Chirp Width (MHz)	Pulse 1-to-2 Spacing (µs)	Pulse 2-to-3 Spacing (µs)	Starting Location Within Interval (µs)
1	2	77.900	16.000000	1250.000	---	478.000
2	2	69.500	16.000000	1007.000	---	962.000
3	2	74.500	16.000000	1631.000	---	657.000
4	1	93.900	16.000000	---	---	564.000
5	2	55.400	16.000000	949.000	---	59.000
6	3	50.400	16.000000	1162.000	1396.000	565.000
7	1	68.600	16.000000	---	---	732.000
8	3	88.700	16.000000	1750.000	1835.000	872.000
9	2	54.900	16.000000	1869.000	---	32.000
10	3	51.000	16.000000	970.000	1344.000	750.000
11	3	86.500	16.000000	1599.000	1682.000	364.000

This report shall not be reproduced except in full, without the written approval of UL Verification Services (Guangzhou) Co., Ltd, Song Shan Lake Branch.

Detailed Results for Radar Type 5_Trial 7

Burst	No. of Pulses	Pulse Width (µs)	Chirp Width (MHz)	Pulse 1-to-2 Spacing (µs)	Pulse 2-to-3 Spacing (µs)	Starting Location Within Interval (µs)
1	2	78.100	10.000000	1102.000	---	160.000
2	2	51.400	10.000000	957.000	---	633.000
3	3	85.200	10.000000	1076.000	1386.000	363.000
4	1	96.300	10.000000	---	---	992.000
5	1	67.200	10.000000	---	---	751.000
6	3	68.900	10.000000	1284.000	1725.000	149.000
7	2	75.900	10.000000	958.000	---	690.000
8	2	87.000	10.000000	1715.000	---	512.000
9	1	88.500	10.000000	---	---	611.000
10	3	61.000	10.000000	1333.000	1179.000	361.000
11	1	57.000	10.000000	---	---	214.000
12	2	55.900	10.000000	1656.000	---	643.000

This report shall not be reproduced except in full, without the written approval of UL Verification Services (Guangzhou) Co., Ltd, Song Shan Lake Branch.

Detailed Results for Radar Type 5_Trial 8

Burst	No. of Pulses	Pulse Width (µs)	Chirp Width (MHz)	Pulse 1-to-2 Spacing (µs)	Pulse 2-to-3 Spacing (µs)	Starting Location Within Interval (µs)
1	2	52.100	18.000000	1215.000	---	17.000
2	3	99.800	18.000000	1736.000	1673.000	148.000
3	2	53.200	18.000000	1233.000	---	12.000
4	1	87.200	18.000000	---	---	540.000
5	2	75.200	18.000000	975.000	---	618.000
6	3	63.600	18.000000	1614.000	1448.000	732.000
7	2	61.200	18.000000	1118.000	---	137.000
8	2	86.400	18.000000	1014.000	---	331.000
9	2	79.400	18.000000	1910.000	---	737.000
10	2	84.300	18.000000	1126.000	---	48.000
11	2	81.500	18.000000	1345.000	---	288.000
12	3	81.300	18.000000	1810.000	952.000	529.000
13	2	94.900	18.000000	1306.000	---	612.000
14	3	69.600	18.000000	1632.000	1730.000	692.000
15	3	73.300	18.000000	1015.000	1552.000	317.000
16	3	93.100	18.000000	1179.000	1533.000	7.000

This report shall not be reproduced except in full, without the written approval of UL Verification Services (Guangzhou) Co., Ltd, Song Shan Lake Branch.

Detailed Results for Radar Type 5_Trial 9

Burst	No. of Pulses	Pulse Width (µs)	Chirp Width (MHz)	Pulse 1-to-2 Spacing (µs)	Pulse 2-to-3 Spacing (µs)	Starting Location Within Interval (µs)
1	2	66.900	16.000000	1927.000	---	308.000
2	3	68.300	16.000000	1068.000	1286.000	574.000
3	2	50.600	16.000000	1234.000	---	468.000
4	2	58.200	16.000000	1470.000	---	785.000
5	3	58.300	16.000000	1083.000	1021.000	1235.000
6	1	71.500	16.000000	---	---	91.000
7	1	67.400	16.000000	---	---	710.000
8	3	59.100	16.000000	1642.000	1231.000	561.000
9	2	66.000	16.000000	1446.000	---	628.000

This report shall not be reproduced except in full, without the written approval of UL Verification Services (Guangzhou) Co., Ltd, Song Shan Lake Branch.

Detailed Results for Radar Type 5_Trial 10

Burst	No. of Pulses	Pulse Width (µs)	Chirp Width (MHz)	Pulse 1-to-2 Spacing (µs)	Pulse 2-to-3 Spacing (µs)	Starting Location Within Interval (µs)
1	2	58.200	10.000000	1320.000	---	122.000
2	2	66.300	10.000000	1849.000	---	244.000
3	3	62.100	10.000000	1589.000	1390.000	229.000
4	2	74.300	10.000000	1184.000	---	976.000
5	1	58.600	10.000000	---	---	730.000
6	3	82.600	10.000000	1633.000	1513.000	669.000
7	1	73.100	10.000000	---	---	735.000
8	1	90.900	10.000000	---	---	645.000
9	3	66.300	10.000000	1563.000	1348.000	380.000
10	2	54.800	10.000000	1384.000	---	556.000
11	3	65.600	10.000000	1218.000	937.000	801.000
12	3	74.500	10.000000	958.000	1010.000	493.000

This report shall not be reproduced except in full, without the written approval of UL Verification Services (Guangzhou) Co., Ltd, Song Shan Lake Branch.

Detailed Results for Radar Type 5_Trial 11

Burst	No. of Pulses	Pulse Width (µs)	Chirp Width (MHz)	Pulse 1-to-2 Spacing (µs)	Pulse 2-to-3 Spacing (µs)	Starting Location Within Interval (µs)
1	2	57.400	6.000000	963.000	---	180.000
2	2	93.600	6.000000	1584.000	---	459.000
3	2	80.100	6.000000	1493.000	---	435.000
4	1	64.100	6.000000	---	---	1256.000
5	2	67.700	6.000000	1215.000	---	734.000
6	1	96.500	6.000000	---	---	1281.000
7	2	81.500	6.000000	974.000	---	1432.000
8	2	66.800	6.000000	1558.000	---	92.000

This report shall not be reproduced except in full, without the written approval of UL Verification Services (Guangzhou) Co., Ltd, Song Shan Lake Branch.

Detailed Results for Radar Type 5_Trial 12

Burst	No. of Pulses	Pulse Width (µs)	Chirp Width (MHz)	Pulse 1-to-2 Spacing (µs)	Pulse 2-to-3 Spacing (µs)	Starting Location Within Interval (µs)
1	3	61.700	11.000000	1264.000	1572.000	640.000
2	3	82.600	11.000000	923.000	1387.000	439.000
3	2	74.800	11.000000	1230.000	---	16.000
4	2	77.700	11.000000	1544.000	---	613.000
5	1	80.400	11.000000	---	---	213.000
6	3	88.700	11.000000	1316.000	1461.000	568.000
7	3	78.100	11.000000	1065.000	1167.000	387.000
8	2	56.600	11.000000	1454.000	---	647.000
9	1	63.600	11.000000	---	---	285.000
10	2	73.100	11.000000	1369.000	---	189.000
11	2	67.900	11.000000	994.000	---	165.000
12	2	76.500	11.000000	1164.000	---	480.000
13	1	63.700	11.000000	---	---	28.000
14	2	70.100	11.000000	1823.000	---	516.000
15	2	90.400	11.000000	1694.000	---	561.000
16	2	87.700	11.000000	1528.000	---	420.000
17	3	77.700	11.000000	1339.000	1407.000	61.000
18	1	81.300	11.000000	---	---	67.000

This report shall not be reproduced except in full, without the written approval of UL Verification Services (Guangzhou) Co., Ltd, Song Shan Lake Branch.

Detailed Results for Radar Type 5_Trial 13

Burst	No. of Pulses	Pulse Width (µs)	Chirp Width (MHz)	Pulse 1-to-2 Spacing (µs)	Pulse 2-to-3 Spacing (µs)	Starting Location Within Interval (µs)
1	3	86.900	18.000000	1072.000	1743.000	270.000
2	3	81.200	18.000000	1473.000	1232.000	993.000
3	3	100.000	18.000000	1838.000	1883.000	1083.000
4	1	65.400	18.000000	---	---	815.000
5	3	80.200	18.000000	1355.000	1538.000	799.000
6	3	96.500	18.000000	1759.000	1784.000	72.000
7	3	80.300	18.000000	1386.000	1646.000	426.000
8	2	81.600	18.000000	1787.000	---	878.000

This report shall not be reproduced except in full, without the written approval of UL Verification Services (Guangzhou) Co., Ltd, Song Shan Lake Branch.

Detailed Results for Radar Type 5_Trial 14

Burst	No. of Pulses	Pulse Width (µs)	Chirp Width (MHz)	Pulse 1-to-2 Spacing (µs)	Pulse 2-to-3 Spacing (µs)	Starting Location Within Interval (µs)
1	2	97.100	19.000000	1539.000	---	378.000
2	2	62.500	19.000000	1931.000	---	586.000
3	3	85.200	19.000000	1860.000	942.000	473.000
4	2	57.800	19.000000	1401.000	---	394.000
5	1	72.100	19.000000	---	---	254.000
6	1	92.700	19.000000	---	---	242.000
7	2	56.200	19.000000	1405.000	---	411.000
8	3	54.300	19.000000	1382.000	1712.000	591.000
9	3	88.200	19.000000	1026.000	1680.000	17.000
10	3	68.200	19.000000	1051.000	1804.000	269.000
11	2	91.600	19.000000	1080.000	---	315.000
12	2	94.700	19.000000	1056.000	---	501.000
13	2	60.900	19.000000	1566.000	---	227.000
14	2	57.700	19.000000	1345.000	---	332.000
15	2	80.500	19.000000	1002.000	---	131.000
16	1	78.700	19.000000	---	---	51.000
17	2	95.800	19.000000	1851.000	---	346.000
18	3	74.500	19.000000	1430.000	1097.000	108.000
19	3	65.700	19.000000	1155.000	1430.000	508.000

This report shall not be reproduced except in full, without the written approval of UL Verification Services (Guangzhou) Co., Ltd, Song Shan Lake Branch.

Detailed Results for Radar Type 5_Trial 15

Burst	No. of Pulses	Pulse Width (µs)	Chirp Width (MHz)	Pulse 1-to-2 Spacing (µs)	Pulse 2-to-3 Spacing (µs)	Starting Location Within Interval (µs)
1	2	78.300	8.000000	1113.000	---	442.000
2	3	73.800	8.000000	1354.000	1837.000	373.000
3	3	76.100	8.000000	1355.000	1639.000	48.000
4	3	87.300	8.000000	1498.000	1822.000	357.000
5	1	50.900	8.000000	---	---	161.000
6	2	69.700	8.000000	1619.000	---	132.000
7	3	76.000	8.000000	1288.000	1532.000	644.000
8	2	60.600	8.000000	1300.000	---	48.000
9	1	98.100	8.000000	---	---	403.000
10	2	52.200	8.000000	1422.000	---	506.000
11	2	98.400	8.000000	1351.000	---	22.000
12	2	87.700	8.000000	1180.000	---	634.000
13	3	82.400	8.000000	1704.000	1848.000	28.000
14	3	68.900	8.000000	1080.000	1341.000	12.000
15	2	71.600	8.000000	1681.000	---	577.000
16	3	93.100	8.000000	1758.000	1536.000	609.000
17	2	52.100	8.000000	1941.000	---	612.000
18	2	89.200	8.000000	966.000	---	60.000

This report shall not be reproduced except in full, without the written approval of UL Verification Services (Guangzhou) Co., Ltd, Song Shan Lake Branch.

Detailed Results for Radar Type 5_Trial 16

Burst	No. of Pulses	Pulse Width (µs)	Chirp Width (MHz)	Pulse 1-to-2 Spacing (µs)	Pulse 2-to-3 Spacing (µs)	Starting Location Within Interval (µs)
1	2	69.000	7.000000	1220.000	---	20.000
2	3	88.500	7.000000	1376.000	1096.000	45.000
3	2	56.300	7.000000	1207.000	---	779.000
4	2	88.800	7.000000	1793.000	---	532.000
5	1	78.600	7.000000	---	---	577.000
6	2	82.300	7.000000	1534.000	---	549.000
7	1	71.700	7.000000	---	---	612.000
8	2	52.800	7.000000	1891.000	---	631.000
9	1	66.100	7.000000	---	---	166.000
10	2	72.800	7.000000	1460.000	---	381.000
11	2	82.900	7.000000	1293.000	---	451.000
12	3	72.300	7.000000	1224.000	1577.000	61.000
13	2	91.900	7.000000	1281.000	---	619.000
14	3	82.400	7.000000	1570.000	1469.000	99.000

This report shall not be reproduced except in full, without the written approval of UL Verification Services (Guangzhou) Co., Ltd, Song Shan Lake Branch.

Detailed Results for Radar Type 5_Trial 17

Burst	No. of Pulses	Pulse Width (µs)	Chirp Width (MHz)	Pulse 1-to-2 Spacing (µs)	Pulse 2-to-3 Spacing (µs)	Starting Location Within Interval (µs)
1	1	93.100	11.000000	---	---	422.000
2	3	61.300	11.000000	1194.000	1086.000	738.000
3	3	57.000	11.000000	1918.000	1102.000	523.000
4	3	91.800	11.000000	1588.000	1798.000	874.000
5	3	88.600	11.000000	1491.000	1061.000	748.000
6	3	62.400	11.000000	1019.000	1144.000	525.000
7	3	88.000	11.000000	1259.000	1713.000	641.000
8	2	77.700	11.000000	1025.000	---	383.000
9	1	51.800	11.000000	---	---	554.000
10	1	55.900	11.000000	---	---	939.000
11	3	63.700	11.000000	1503.000	1789.000	182.000

This report shall not be reproduced except in full, without the written approval of UL Verification Services (Guangzhou) Co., Ltd, Song Shan Lake Branch.

Detailed Results for Radar Type 5_Trial 18

Burst	No. of Pulses	Pulse Width (µs)	Chirp Width (MHz)	Pulse 1-to-2 Spacing (µs)	Pulse 2-to-3 Spacing (µs)	Starting Location Within Interval (µs)
1	2	68.600	13.000000	1614.000	---	278.000
2	3	78.700	13.000000	1230.000	1429.000	455.000
3	2	72.000	13.000000	1581.000	---	173.000
4	2	75.600	13.000000	977.000	---	212.000
5	2	65.500	13.000000	1725.000	---	589.000
6	2	55.000	13.000000	1600.000	---	3.000
7	1	57.000	13.000000	---	---	642.000
8	2	70.100	13.000000	1454.000	---	556.000
9	2	52.700	13.000000	1212.000	---	448.000
10	3	61.200	13.000000	1845.000	1035.000	543.000
11	2	98.000	13.000000	1740.000	---	298.000
12	2	56.300	13.000000	1488.000	---	3.000
13	3	74.200	13.000000	1454.000	1697.000	589.000
14	1	91.600	13.000000	---	---	282.000
15	3	70.600	13.000000	1578.000	1218.000	414.000

This report shall not be reproduced except in full, without the written approval of UL Verification Services (Guangzhou) Co., Ltd, Song Shan Lake Branch.

Detailed Results for Radar Type 5_Trial 19

Burst	No. of Pulses	Pulse Width (µs)	Chirp Width (MHz)	Pulse 1-to-2 Spacing (µs)	Pulse 2-to-3 Spacing (µs)	Starting Location Within Interval (µs)
1	1	66.600	20.000000	---	---	330.000
2	1	74.500	20.000000	---	---	248.000
3	2	68.200	20.000000	1149.000	---	80.000
4	2	70.100	20.000000	1849.000	---	536.000
5	3	65.800	20.000000	1316.000	1180.000	623.000
6	3	82.100	20.000000	1690.000	1661.000	503.000
7	2	95.900	20.000000	1840.000	---	687.000
8	1	51.100	20.000000	---	---	107.000
9	2	99.600	20.000000	1035.000	---	389.000
10	1	59.600	20.000000	---	---	424.000
11	3	96.000	20.000000	1733.000	1820.000	427.000
12	3	64.400	20.000000	1553.000	1679.000	204.000
13	2	82.800	20.000000	1451.000	---	69.000
14	2	86.800	20.000000	1508.000	---	573.000
15	2	76.300	20.000000	1738.000	---	361.000
16	2	83.800	20.000000	1152.000	---	683.000

This report shall not be reproduced except in full, without the written approval of UL Verification Services (Guangzhou) Co., Ltd, Song Shan Lake Branch.

Detailed Results for Radar Type 5_Trial 20

Burst	No. of Pulses	Pulse Width (µs)	Chirp Width (MHz)	Pulse 1-to-2 Spacing (µs)	Pulse 2-to-3 Spacing (µs)	Starting Location Within Interval (µs)
1	2	69.400	19.000000	1872.000	---	221.000
2	2	59.100	19.000000	1839.000	---	120.000
3	3	76.800	19.000000	1911.000	981.000	550.000
4	2	70.500	19.000000	1328.000	---	331.000
5	1	63.100	19.000000	---	---	681.000
6	3	59.900	19.000000	1048.000	1055.000	264.000
7	2	50.000	19.000000	1246.000	---	301.000
8	2	53.200	19.000000	993.000	---	222.000
9	1	80.500	19.000000	---	---	496.000
10	2	86.900	19.000000	1135.000	---	371.000
11	3	99.000	19.000000	1818.000	935.000	639.000
12	3	85.200	19.000000	1495.000	1079.000	633.000
13	3	68.700	19.000000	1289.000	1482.000	99.000
14	2	85.700	19.000000	1340.000	---	358.000
15	2	82.900	19.000000	1395.000	---	502.000
16	2	53.400	19.000000	1111.000	---	74.000
17	2	97.400	19.000000	1764.000	---	476.000

This report shall not be reproduced except in full, without the written approval of UL Verification Services (Guangzhou) Co., Ltd, Song Shan Lake Branch.

Detailed Results for Radar Type 5_Trial 21

Burst	No. of Pulses	Pulse Width (µs)	Chirp Width (MHz)	Pulse 1-to-2 Spacing (µs)	Pulse 2-to-3 Spacing (µs)	Starting Location Within Interval (µs)
1	3	75.600	14.000000	1717.000	1819.000	814.000
2	2	87.500	14.000000	1850.000	---	108.000
3	1	69.100	14.000000	---	---	310.000
4	2	55.800	14.000000	972.000	---	0.000
5	1	90.600	14.000000	---	---	277.000
6	2	87.800	14.000000	1808.000	---	20.000
7	1	74.000	14.000000	---	---	35.000
8	3	94.800	14.000000	1120.000	938.000	554.000
9	2	57.200	14.000000	1619.000	---	141.000
10	1	56.000	14.000000	---	---	595.000
11	2	99.500	14.000000	1143.000	---	262.000
12	2	66.500	14.000000	1675.000	---	557.000

This report shall not be reproduced except in full, without the written approval of UL Verification Services (Guangzhou) Co., Ltd, Song Shan Lake Branch.

Detailed Results for Radar Type 5_Trial 22

Burst	No. of Pulses	Pulse Width (µs)	Chirp Width (MHz)	Pulse 1-to-2 Spacing (µs)	Pulse 2-to-3 Spacing (µs)	Starting Location Within Interval (µs)
1	2	55.900	14.000000	1883.000	---	1025.000
2	2	64.100	14.000000	1710.000	---	849.000
3	2	77.200	14.000000	1650.000	---	136.000
4	2	96.600	14.000000	1520.000	---	468.000
5	2	98.000	14.000000	923.000	---	376.000
6	2	66.700	14.000000	1462.000	---	705.000
7	3	66.400	14.000000	1003.000	1192.000	1416.000
8	2	57.000	14.000000	1038.000	---	240.000

This report shall not be reproduced except in full, without the written approval of UL Verification Services (Guangzhou) Co., Ltd, Song Shan Lake Branch.

Detailed Results for Radar Type 5_Trial 23

Burst	No. of Pulses	Pulse Width (µs)	Chirp Width (MHz)	Pulse 1-to-2 Spacing (µs)	Pulse 2-to-3 Spacing (µs)	Starting Location Within Interval (µs)
1	3	53.000	16.000000	1731.000	1776.000	102.000
2	2	61.000	16.000000	988.000	---	570.000
3	1	59.900	16.000000	---	---	566.000
4	1	85.500	16.000000	---	---	213.000
5	3	94.800	16.000000	1100.000	1674.000	103.000
6	3	81.600	16.000000	979.000	1275.000	44.000
7	1	57.300	16.000000	---	---	498.000
8	2	93.800	16.000000	999.000	---	772.000
9	2	75.100	16.000000	1593.000	---	686.000
10	3	96.400	16.000000	1515.000	1372.000	320.000
11	2	59.600	16.000000	1224.000	---	9.000
12	2	69.600	16.000000	1553.000	---	192.000
13	1	84.300	16.000000	---	---	102.000
14	3	70.600	16.000000	1234.000	961.000	644.000
15	1	97.700	16.000000	---	---	436.000

This report shall not be reproduced except in full, without the written approval of UL Verification Services (Guangzhou) Co., Ltd, Song Shan Lake Branch.

Detailed Results for Radar Type 5_Trial 24

Burst	No. of Pulses	Pulse Width (µs)	Chirp Width (MHz)	Pulse 1-to-2 Spacing (µs)	Pulse 2-to-3 Spacing (µs)	Starting Location Within Interval (µs)
1	3	97.300	12.000000	1764.000	1049.000	85.000
2	1	83.400	12.000000	---	---	882.000
3	1	94.700	12.000000	---	---	903.000
4	2	60.100	12.000000	1023.000	---	878.000
5	2	54.600	12.000000	1385.000	---	1271.000
6	3	88.100	12.000000	1088.000	1048.000	932.000
7	3	90.200	12.000000	1799.000	1142.000	226.000
8	3	63.400	12.000000	1149.000	971.000	1426.000

This report shall not be reproduced except in full, without the written approval of UL Verification Services (Guangzhou) Co., Ltd, Song Shan Lake Branch.

Detailed Results for Radar Type 5_Trial 25

Burst	No. of Pulses	Pulse Width (µs)	Chirp Width (MHz)	Pulse 1-to-2 Spacing (µs)	Pulse 2-to-3 Spacing (µs)	Starting Location Within Interval (µs)
1	2	69.200	20.000000	1589.000	---	608.000
2	2	96.300	20.000000	1096.000	---	1107.000
3	2	65.100	20.000000	973.000	---	1251.000
4	3	82.700	20.000000	1229.000	1116.000	442.000
5	1	86.700	20.000000	---	---	528.000
6	1	50.500	20.000000	---	---	261.000
7	2	74.700	20.000000	1296.000	---	317.000
8	1	58.000	20.000000	---	---	131.000
9	3	82.600	20.000000	1463.000	985.000	1132.000

This report shall not be reproduced except in full, without the written approval of UL Verification Services (Guangzhou) Co., Ltd, Song Shan Lake Branch.

Detailed Results for Radar Type 5_Trial 26

Burst	No. of Pulses	Pulse Width (µs)	Chirp Width (MHz)	Pulse 1-to-2 Spacing (µs)	Pulse 2-to-3 Spacing (µs)	Starting Location Within Interval (µs)
1	2	63.100	5.000000	1767.000	---	49.000
2	2	54.000	5.000000	1907.000	---	76.000
3	1	74.000	5.000000	---	---	573.000
4	3	69.500	5.000000	1490.000	1185.000	440.000
5	2	62.300	5.000000	1013.000	---	645.000
6	2	52.800	5.000000	1682.000	---	178.000
7	2	90.100	5.000000	1367.000	---	171.000
8	1	86.200	5.000000	---	---	251.000
9	2	94.800	5.000000	908.000	---	307.000
10	2	66.500	5.000000	972.000	---	415.000
11	3	60.800	5.000000	1555.000	1769.000	440.000
12	2	69.200	5.000000	1364.000	---	408.000
13	2	82.600	5.000000	1077.000	---	86.000
14	3	89.600	5.000000	934.000	1096.000	215.000
15	2	87.700	5.000000	958.000	---	272.000
16	2	74.300	5.000000	1246.000	---	576.000
17	1	98.600	5.000000	---	---	262.000
18	3	82.600	5.000000	1172.000	1322.000	628.000

This report shall not be reproduced except in full, without the written approval of UL Verification Services (Guangzhou) Co., Ltd, Song Shan Lake Branch.

Detailed Results for Radar Type 5_Trial 27

Burst	No. of Pulses	Pulse Width (µs)	Chirp Width (MHz)	Pulse 1-to-2 Spacing (µs)	Pulse 2-to-3 Spacing (µs)	Starting Location Within Interval (µs)
1	2	80.800	17.000000	1865.000	---	407.000
2	2	65.200	17.000000	1617.000	---	541.000
3	2	55.500	17.000000	1012.000	---	474.000
4	2	97.400	17.000000	1402.000	---	157.000
5	2	70.500	17.000000	1522.000	---	531.000
6	2	84.400	17.000000	1207.000	---	573.000
7	3	86.000	17.000000	1566.000	1277.000	121.000
8	2	76.800	17.000000	1481.000	---	136.000
9	2	87.400	17.000000	993.000	---	227.000
10	2	56.300	17.000000	1384.000	---	27.000
11	3	86.700	17.000000	920.000	1181.000	224.000
12	3	81.000	17.000000	959.000	1111.000	506.000
13	2	50.500	17.000000	1891.000	---	173.000
14	2	92.000	17.000000	1263.000	---	553.000
15	2	62.200	17.000000	1469.000	---	311.000
16	2	69.400	17.000000	1007.000	---	332.000
17	3	65.600	17.000000	1335.000	1823.000	519.000
18	2	70.300	17.000000	1590.000	---	96.000
19	3	78.100	17.000000	1361.000	1775.000	12.000

This report shall not be reproduced except in full, without the written approval of UL Verification Services (Guangzhou) Co., Ltd, Song Shan Lake Branch.

Detailed Results for Radar Type 5_Trial 28

Burst	No. of Pulses	Pulse Width (µs)	Chirp Width (MHz)	Pulse 1-to-2 Spacing (µs)	Pulse 2-to-3 Spacing (µs)	Starting Location Within Interval (µs)
1	3	52.300	11.000000	1799.000	1297.000	737.000
2	3	53.600	11.000000	1397.000	1860.000	189.000
3	1	59.200	11.000000	---	---	495.000
4	3	54.300	11.000000	1885.000	1319.000	152.000
5	1	75.600	11.000000	---	---	76.000
6	1	52.900	11.000000	---	---	190.000
7	1	97.700	11.000000	---	---	195.000
8	2	50.200	11.000000	1276.000	---	604.000
9	3	95.000	11.000000	1526.000	1582.000	267.000
10	3	77.500	11.000000	1494.000	1729.000	842.000
11	1	66.900	11.000000	---	---	144.000
12	2	96.100	11.000000	1441.000	---	435.000
13	3	62.500	11.000000	1037.000	1474.000	262.000
14	2	53.100	11.000000	1278.000	---	525.000

This report shall not be reproduced except in full, without the written approval of UL Verification Services (Guangzhou) Co., Ltd, Song Shan Lake Branch.

Detailed Results for Radar Type 5_Trial 29

Burst	No. of Pulses	Pulse Width (µs)	Chirp Width (MHz)	Pulse 1-to-2 Spacing (µs)	Pulse 2-to-3 Spacing (µs)	Starting Location Within Interval (µs)
1	2	54.600	13.000000	1482.000	---	997.000
2	3	58.000	13.000000	1111.000	999.000	712.000
3	3	63.400	13.000000	1268.000	1709.000	269.000
4	3	67.400	13.000000	1035.000	1498.000	377.000
5	3	70.200	13.000000	1122.000	999.000	381.000
6	1	92.500	13.000000	---	---	942.000
7	3	63.900	13.000000	1233.000	1239.000	49.000
8	1	67.700	13.000000	---	---	121.000
9	2	74.700	13.000000	1791.000	---	596.000
10	2	98.000	13.000000	1740.000	---	602.000

This report shall not be reproduced except in full, without the written approval of UL Verification Services (Guangzhou) Co., Ltd, Song Shan Lake Branch.

Detailed Results for Radar Type 5_Trial 30

Burst	No. of Pulses	Pulse Width (µs)	Chirp Width (MHz)	Pulse 1-to-2 Spacing (µs)	Pulse 2-to-3 Spacing (µs)	Starting Location Within Interval (µs)
1	1	51.100	19.000000	---	---	551.000
2	2	85.100	19.000000	1734.000	---	404.000
3	3	52.100	19.000000	1720.000	1874.000	512.000
4	1	74.000	19.000000	---	---	40.000
5	2	52.100	19.000000	1849.000	---	96.000
6	2	76.700	19.000000	1657.000	---	349.000
7	1	55.400	19.000000	---	---	91.000
8	3	81.200	19.000000	1796.000	1552.000	89.000
9	2	60.900	19.000000	1713.000	---	57.000
10	2	57.100	19.000000	1611.000	---	530.000
11	2	50.100	19.000000	1364.000	---	248.000
12	1	89.400	19.000000	---	---	296.000
13	3	64.500	19.000000	1437.000	1500.000	469.000
14	2	72.500	19.000000	1415.000	---	437.000
15	3	72.200	19.000000	1705.000	1577.000	554.000
16	2	87.800	19.000000	1175.000	---	48.000
17	2	91.300	19.000000	1613.000	---	537.000
18	2	65.400	19.000000	1307.000	---	194.000
19	1	56.300	19.000000	---	---	276.000
20	2	68.900	19.000000	1611.000	---	430.000

This report shall not be reproduced except in full, without the written approval of UL Verification Services (Guangzhou) Co., Ltd, Song Shan Lake Branch.

Detailed Results for Radar Type 6

Trial Number	Pulse Width (µs)	PRI (µs)	No. of Pulses	Pulses Detected	Comment
1	1.000	300.000	9	YES	
2	1.000	300.000	9	YES	
3	1.000	300.000	9	YES	
4	1.000	300.000	9	YES	
5	1.000	300.000	9	YES	
6	1.000	300.000	9	YES	
7	1.000	300.000	9	YES	
8	1.000	300.000	9	YES	
9	1.000	300.000	9	YES	
10	1.000	300.000	9	YES	
11	1.000	300.000	9	YES	
12	1.000	300.000	9	YES	
13	1.000	300.000	9	YES	
14	1.000	300.000	9	YES	
15	1.000	300.000	9	YES	
16	1.000	300.000	9	YES	
17	1.000	300.000	9	YES	
18	1.000	300.000	9	YES	
19	1.000	300.000	9	YES	
20	1.000	300.000	9	YES	
21	1.000	300.000	9	YES	
22	1.000	300.000	9	YES	
23	1.000	300.000	9	YES	
24	1.000	300.000	9	YES	
25	1.000	300.000	9	YES	
26	1.000	300.000	9	YES	
27	1.000	300.000	9	YES	
28	1.000	300.000	9	YES	
29	1.000	300.000	9	YES	
30	1.000	300.000	9	YES	

END OF REPORT

This report shall not be reproduced except in full, without the written approval of UL Verification Services (Guangzhou) Co., Ltd, Song Shan Lake Branch.