802.11n-HT40 Out-of-Band Emissions – Ant 3

Channel 03 (2422MHz)

Reference Level

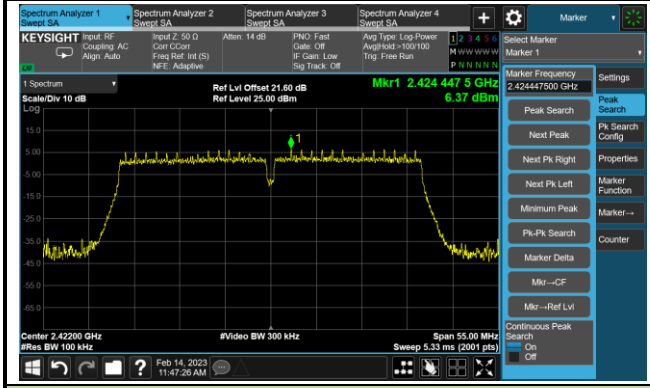

Low Band Edge

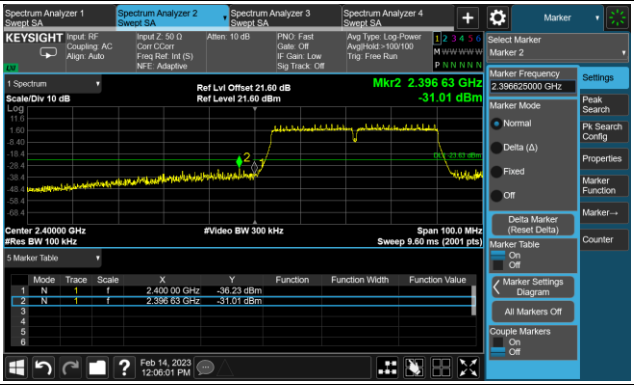

Spurious Emission

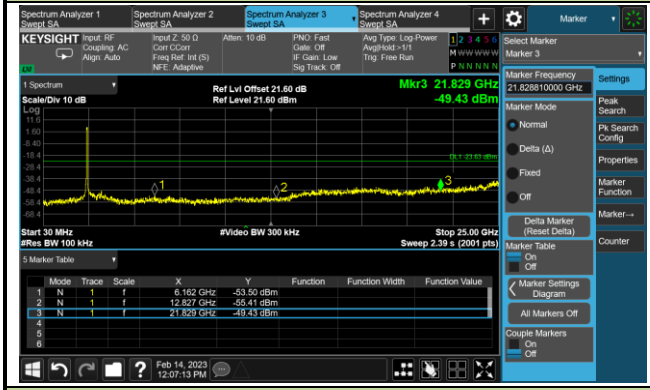

Channel 06 (2437MHz)

Reference Level

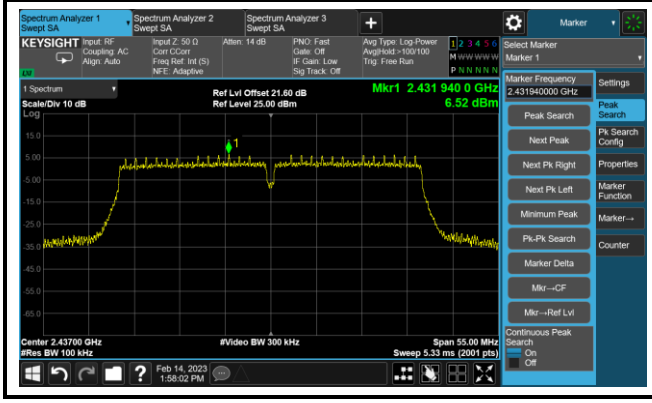

Spurious Emission

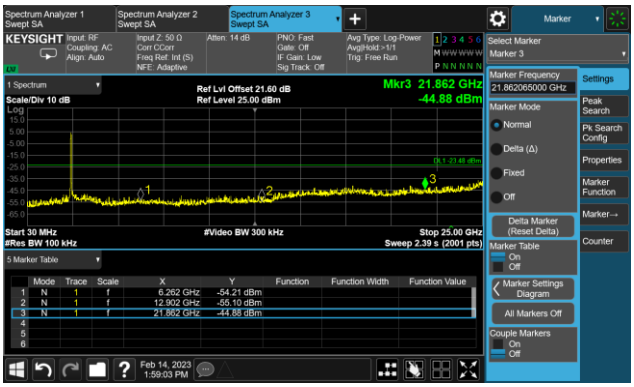

802.11n-HT40 Out-of-Band Emissions – Ant 3	
Channel 09 (2452MHz)	
Reference Level	High Band Edge
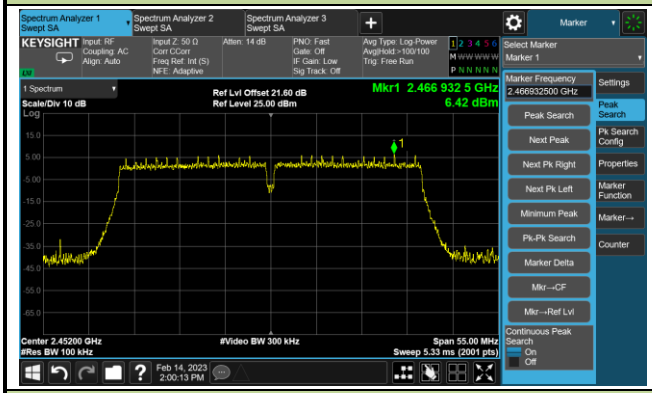	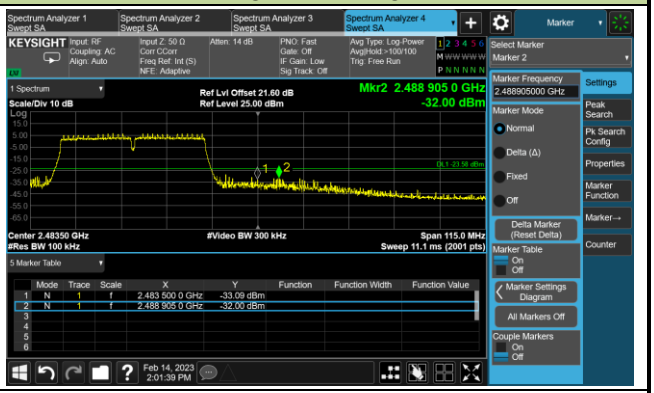
Spurious Emission	
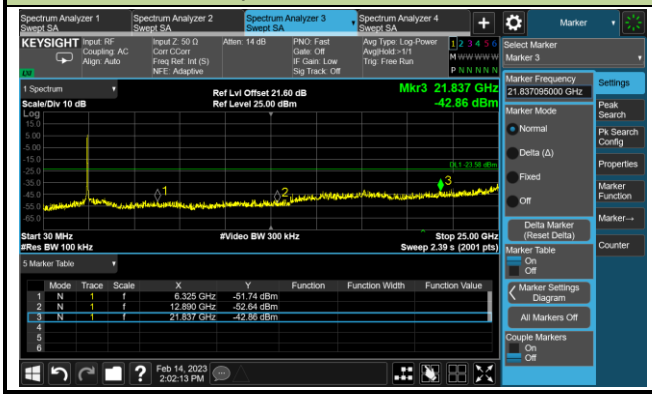	

802.11ax-HE20 Out-of-Band Emissions – Ant 3

Channel 01 (2412MHz)

Reference Level

Low Band Edge

Spurious Emission

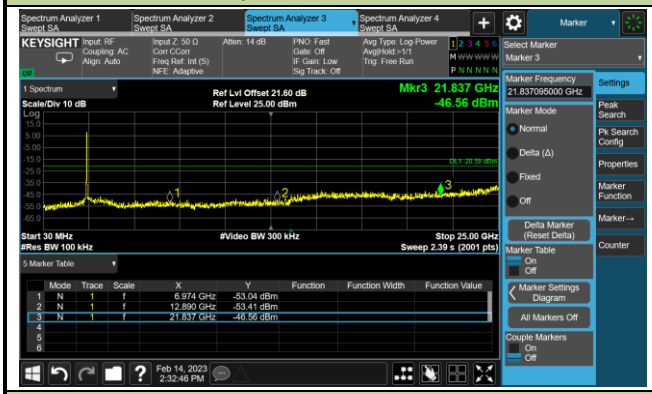

Channel 06 (2437MHz)

Reference Level

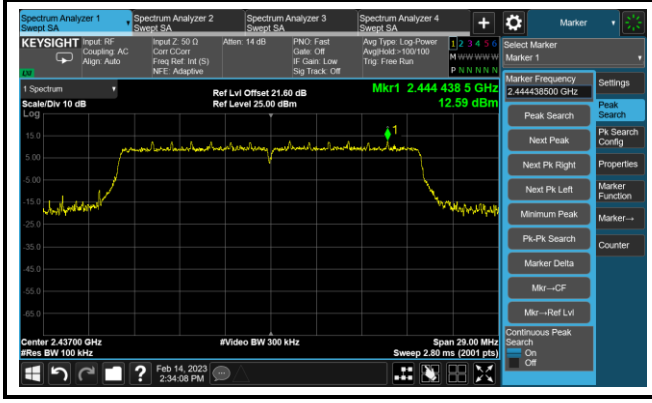

Spurious Emission

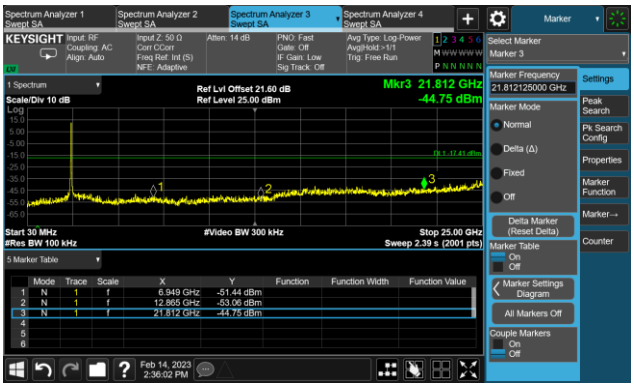

802.11ax-HE20 Out-of-Band Emissions – Ant 3	
Channel 11 (2462MHz)	
Reference Level	High Band Edge
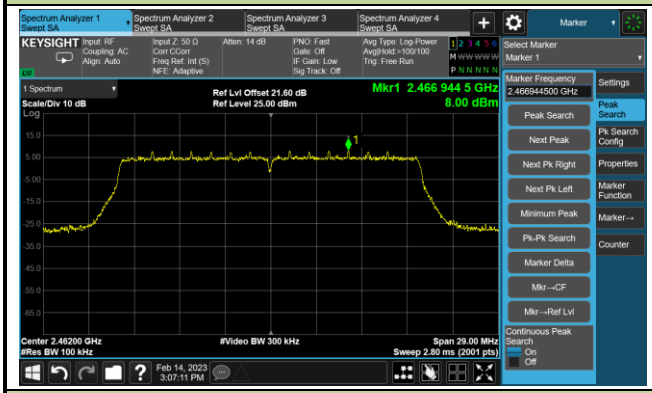	
Spurious Emission	
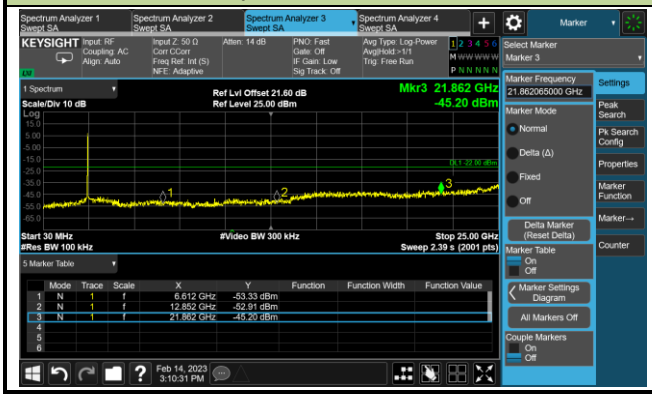	

802.11ax-HE40 Out-of-Band Emissions – Ant 3

Channel 03 (2422MHz)

Reference Level

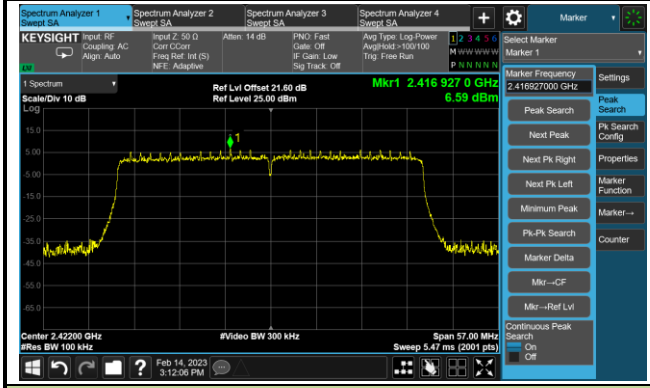

Low Band Edge

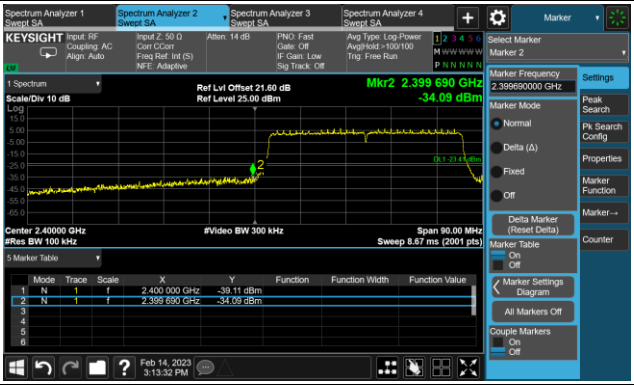

Spurious Emission

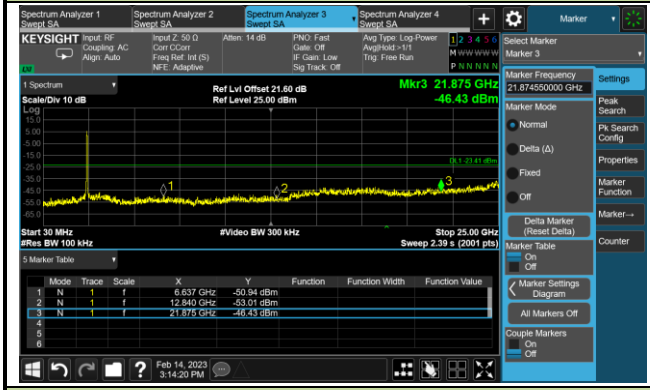

Channel 06 (2437MHz)

Reference Level

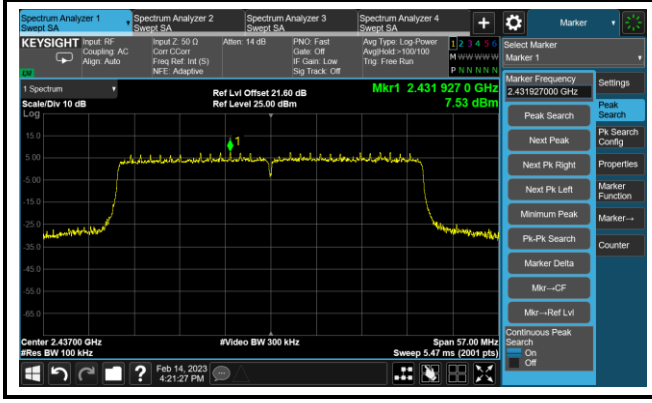

Spurious Emission

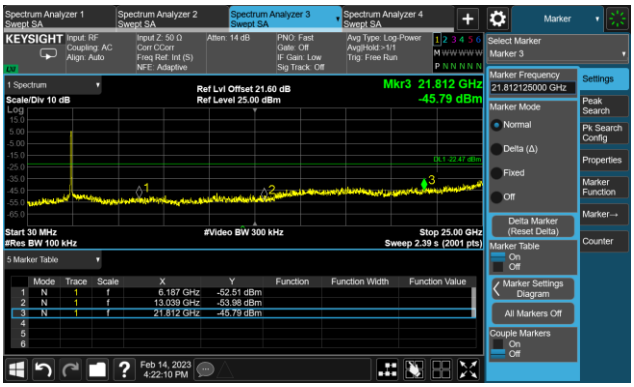

802.11ax-HE40 Out-of-Band Emissions – Ant 3	
Channel 09 (2452MHz)	
Reference Level	High Band Edge
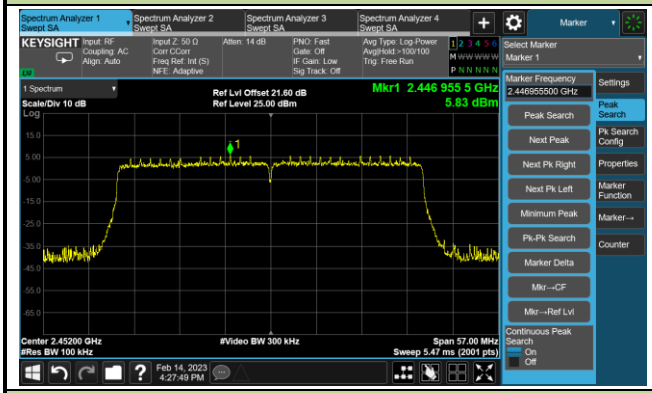	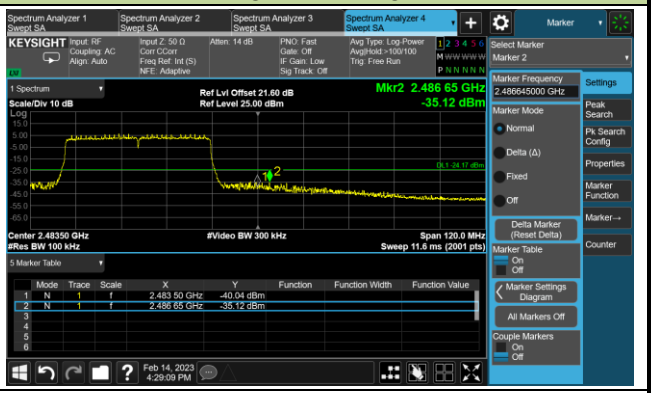
Spurious Emission	

802.11be-EHT20 Out-of-Band Emissions – Ant 3

Channel 01 (2412MHz)

Reference Level

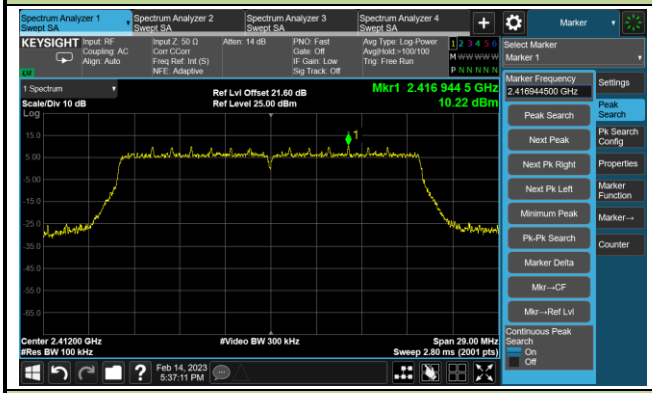

Low Band Edge

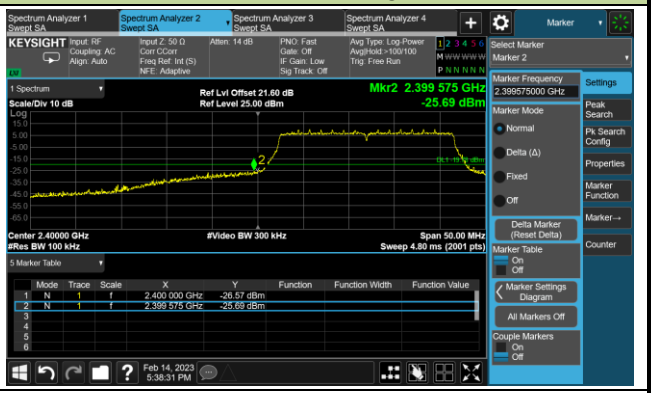

Spurious Emission

Channel 06 (2437MHz)

Reference Level

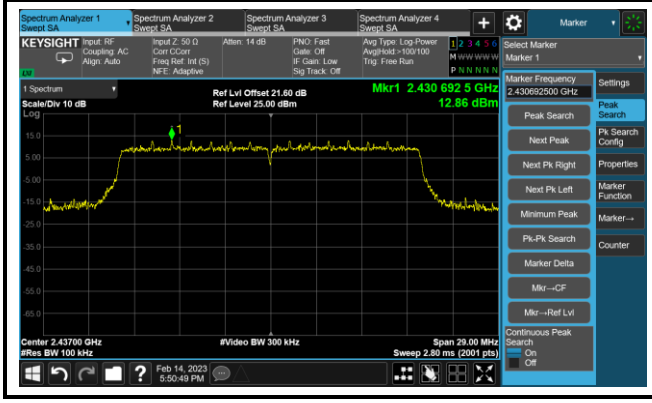

Spurious Emission

802.11 be-EHT20 Out-of-Band Emissions – Ant 3	
Channel 11 (2462MHz)	
Reference Level	High Band Edge
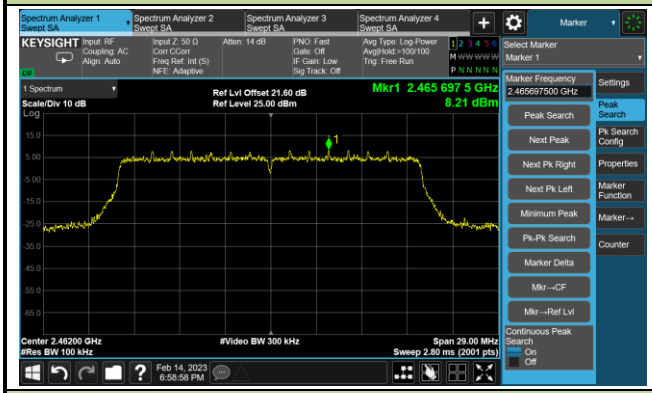	
Spurious Emission	

802.11 be-EHT40 Out-of-Band Emissions – Ant 3

Channel 03 (2422MHz)

Reference Level

Low Band Edge

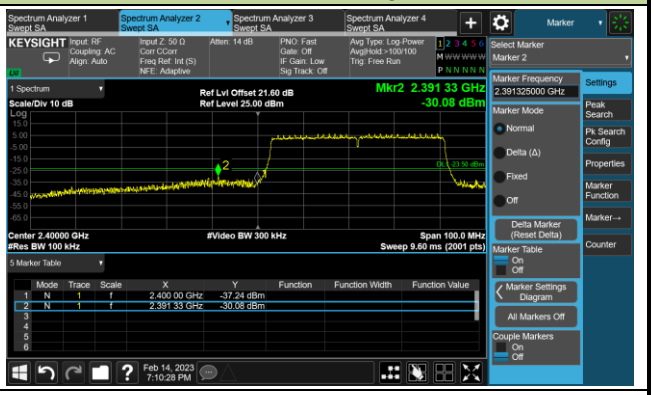

Spurious Emission

Channel 06 (2437MHz)

Reference Level

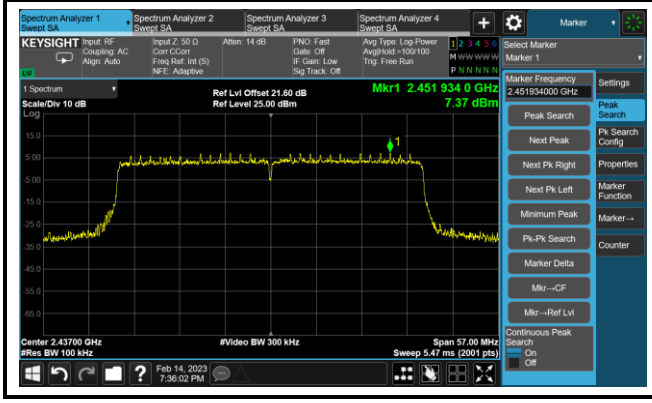

Spurious Emission

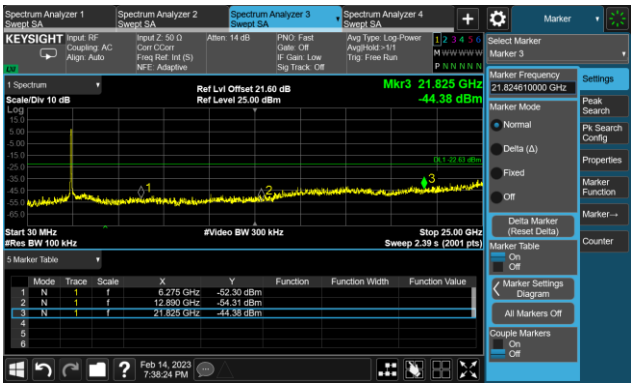

802.11 be-EHT40 Out-of-Band Emissions – Ant 3	
Channel 09 (2452MHz)	
Reference Level	High Band Edge
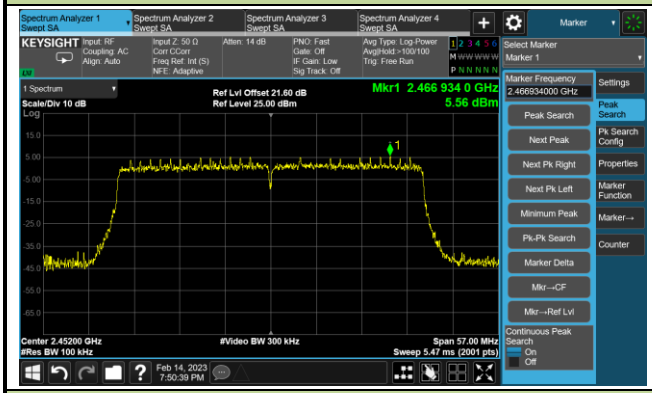	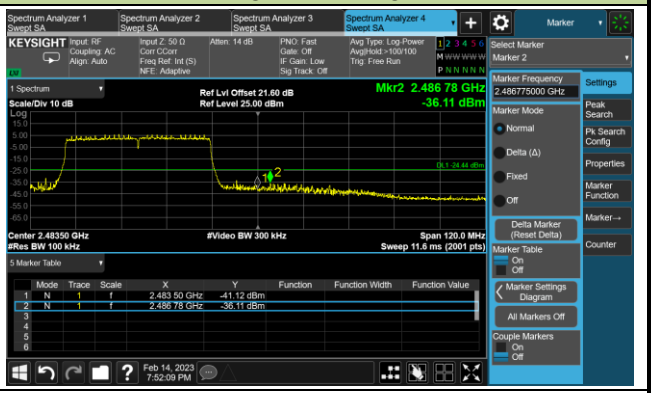
Spurious Emission	

A.6 Radiated Spurious Emission Test Result

Test Site	WZ-AC1	Test Engineer	Charles Zhang
Test Date	2023-02-07	Test Mode	802.11b
Remark:	1. Average measurement was not performed if peak level lower than average limit. 2. Other frequency was 20dB below limit line within 1-18GHz, there is not show in the report.		

Test Channel	Frequency (MHz)	Reading Level (dBμV)	Factor (dB/m)	Measure Level (dBμV/m)	Limit (dBμV/m)	Margin (dB)	Detector	Polarization
01	5063.000	36.4	3.5	39.9	74.0	-34.1	Peak	Horizontal
	7400.500	36.9	8.2	45.1	74.0	-28.9	Peak	Horizontal
	10996.000	36.0	13.6	49.6	74.0	-24.4	Peak	Horizontal
	4629.500	37.2	2.4	39.6	74.0	-34.4	Peak	Vertical
	8216.500	37.5	8.6	46.1	74.0	-27.9	Peak	Vertical
	11480.500	36.6	13.0	49.6	74.0	-24.4	Peak	Vertical
06	4893.000	37.1	3.0	40.1	74.0	-33.9	Peak	Horizontal
	7392.000	37.8	8.3	46.1	74.0	-27.9	Peak	Horizontal
	11047.000	36.3	13.7	50.0	74.0	-24.0	Peak	Horizontal
	5148.000	36.2	3.6	39.8	74.0	-34.2	Peak	Vertical
	7655.500	37.7	7.8	45.5	74.0	-28.5	Peak	Vertical
	11489.000	36.6	13.2	49.8	74.0	-24.2	Peak	Vertical
11	4774.000	38.1	2.5	40.6	74.0	-33.4	Peak	Horizontal
	7545.000	37.0	8.2	45.2	74.0	-28.8	Peak	Horizontal
	11030.000	36.1	13.4	49.5	74.0	-24.5	Peak	Horizontal
	4884.500	36.9	2.9	39.8	74.0	-34.2	Peak	Vertical
	7383.500	37.2	8.3	45.5	74.0	-28.5	Peak	Vertical
	11480.500	36.8	13.0	49.8	74.0	-24.2	Peak	Vertical

Note: Measure Level (dBμV/m) = Reading Level (dBμV) + Factor (dB/m)

Factor (dB/m) = Cable Loss (dB) + Antenna Factor (dB/m) - Pre_Amplifier Gain (dB)

Test Site	WZ-AC1	Test Engineer	Charles Zhang
Test Date	2023-02-07	Test Mode	802.11g
Remark:	1. Average measurement was not performed if peak level lower than average limit. 2. Other frequency was 20dB below limit line within 1-18GHz, there is not show in the report.		

Test Channel	Frequency (MHz)	Reading Level (dBμV)	Factor (dB/m)	Measure Level (dBμV/m)	Limit (dBμV/m)	Margin (dB)	Detector	Polarization
01	4893.000	37.5	3.0	40.5	74.0	-33.5	Peak	Horizontal
	8199.500	37.1	8.6	45.7	74.0	-28.3	Peak	Horizontal
	11472.000	36.5	13.0	49.5	74.0	-24.5	Peak	Horizontal
	4910.000	37.3	2.9	40.2	74.0	-33.8	Peak	Vertical
	7298.500	37.2	8.1	45.3	74.0	-28.7	Peak	Vertical
	10928.000	35.9	13.5	49.4	74.0	-24.6	Peak	Vertical
06	4961.000	36.6	3.1	39.7	74.0	-34.3	Peak	Horizontal
	7511.000	36.5	8.2	44.7	74.0	-29.3	Peak	Horizontal
	11531.500	36.6	12.8	49.4	74.0	-24.6	Peak	Horizontal
	5003.500	36.4	3.2	39.6	74.0	-34.4	Peak	Vertical
	7298.500	39.7	8.1	47.8	74.0	-26.2	Peak	Vertical
	10911.000	36.5	13.4	49.9	74.0	-24.1	Peak	Vertical
11	5063.000	36.6	3.5	40.1	74.0	-33.9	Peak	Horizontal
	8488.500	37.1	8.8	45.9	74.0	-28.1	Peak	Horizontal
	10851.500	36.6	13.5	50.1	74.0	-23.9	Peak	Horizontal
	5063.000	36.2	3.5	39.7	74.0	-34.3	Peak	Vertical
	8463.000	36.9	9.0	45.9	74.0	-28.1	Peak	Vertical
	11514.500	36.7	13.0	49.7	74.0	-24.3	Peak	Vertical

Note: Measure Level (dBμV/m) = Reading Level (dBμV) + Factor (dB/m)

Factor (dB/m) = Cable Loss (dB) + Antenna Factor (dB/m) - Pre_Amplifier Gain (dB)

Test Site	WZ-AC1	Test Engineer	Charles Zhang
Test Date	2023-02-07	Test Mode	802.11n-HT20
Remark:	1. Average measurement was not performed if peak level lower than average limit. 2. Other frequency was 20dB below limit line within 1-18GHz, there is not show in the report.		

Test Channel	Frequency (MHz)	Reading Level (dBμV)	Factor (dB/m)	Measure Level (dBμV/m)	Limit (dBμV/m)	Margin (dB)	Detector	Polarization
01	5046.000	36.7	3.5	40.2	74.0	-33.8	Peak	Horizontal
	7485.500	36.7	8.3	45.0	74.0	-29.0	Peak	Horizontal
	11548.500	37.2	13.0	50.2	74.0	-23.8	Peak	Horizontal
	5029.000	36.3	3.3	39.6	74.0	-34.4	Peak	Vertical
	7392.000	36.9	8.3	45.2	74.0	-28.8	Peak	Vertical
	11540.000	36.3	12.9	49.2	74.0	-24.8	Peak	Vertical
06	5080.000	36.5	3.5	40.0	74.0	-34.0	Peak	Horizontal
	7375.000	36.8	8.3	45.1	74.0	-28.9	Peak	Horizontal
	10936.500	35.4	13.6	49.0	74.0	-25.0	Peak	Horizontal
	4791.000	37.2	2.9	40.1	74.0	-33.9	Peak	Vertical
	7315.500	38.4	7.9	46.3	74.0	-27.7	Peak	Vertical
	11038.500	36.0	13.6	49.6	74.0	-24.4	Peak	Vertical
11	4808.000	36.9	2.8	39.7	74.0	-34.3	Peak	Horizontal
	7400.500	36.6	8.2	44.8	74.0	-29.2	Peak	Horizontal
	11098.000	36.5	13.3	49.8	74.0	-24.2	Peak	Horizontal
	4876.000	37.0	2.8	39.8	74.0	-34.2	Peak	Vertical
	7494.000	36.6	8.3	44.9	74.0	-29.1	Peak	Vertical
	11038.500	35.9	13.6	49.5	74.0	-24.5	Peak	Vertical

Note: Measure Level (dBμV/m) = Reading Level (dBμV) + Factor (dB/m)

Factor (dB/m) = Cable Loss (dB) + Antenna Factor (dB/m) - Pre_Amplifier Gain (dB)

Test Site	WZ-AC1	Test Engineer	Charles Zhang
Test Date	2023-02-07	Test Mode	802.11n-HT40
Remark:	1. Average measurement was not performed if peak level lower than average limit. 2. Other frequency was 20dB below limit line within 1-18GHz, there is not show in the report.		

Test Channel	Frequency (MHz)	Reading Level (dBμV)	Factor (dB/m)	Measure Level (dBμV/m)	Limit (dBμV/m)	Margin (dB)	Detector	Polarization
03	4978.000	35.8	3.2	39.0	74.0	-35.0	Peak	Horizontal
	7366.500	36.7	8.2	44.9	74.0	-29.1	Peak	Horizontal
	11013.000	36.4	13.4	49.8	74.0	-24.2	Peak	Horizontal
	4893.000	35.7	3.0	38.7	74.0	-35.3	Peak	Vertical
	8216.500	37.0	8.6	45.6	74.0	-28.4	Peak	Vertical
	10877.000	35.9	13.4	49.3	74.0	-24.7	Peak	Vertical
06	4748.500	36.7	2.6	39.3	74.0	-34.7	Peak	Horizontal
	7562.000	36.3	8.0	44.3	74.0	-29.7	Peak	Horizontal
	10902.500	36.3	13.4	49.7	74.0	-24.3	Peak	Horizontal
	5105.500	36.3	3.5	39.8	74.0	-34.2	Peak	Vertical
	7630.000	37.0	8.0	45.0	74.0	-29.0	Peak	Vertical
	11514.500	35.8	13.0	48.8	74.0	-25.2	Peak	Vertical
09	5063.000	36.3	3.5	39.8	74.0	-34.2	Peak	Horizontal
	7392.000	36.9	8.3	45.2	74.0	-28.8	Peak	Horizontal
	10690.000	37.1	13.6	50.7	74.0	-23.3	Peak	Horizontal
	5080.000	35.9	3.5	39.4	74.0	-34.6	Peak	Vertical
	7502.500	37.3	8.2	45.5	74.0	-28.5	Peak	Vertical
	10919.500	36.3	13.4	49.7	74.0	-24.3	Peak	Vertical

Note: Measure Level (dBμV/m) = Reading Level (dBμV) + Factor (dB/m)

Factor (dB/m) = Cable Loss (dB) + Antenna Factor (dB/m) - Pre_Amplifier Gain (dB)

Test Site	WZ-AC1	Test Engineer	Charles Zhang
Test Date	2023-02-07	Test Mode	802.11ax-HE20
Remark:	1. Average measurement was not performed if peak level lower than average limit. 2. Other frequency was 20dB below limit line within 1-18GHz, there is not show in the report.		

Test Channel	Frequency (MHz)	Reading Level (dBμV)	Factor (dB/m)	Measure Level (dBμV/m)	Limit (dBμV/m)	Margin (dB)	Detector	Polarization
01	5080.000	36.8	3.5	40.3	74.0	-33.7	Peak	Horizontal
	7536.500	36.7	8.2	44.9	74.0	-29.1	Peak	Horizontal
	10732.500	36.3	13.5	49.8	74.0	-24.2	Peak	Horizontal
	5063.000	36.3	3.5	39.8	74.0	-34.2	Peak	Vertical
	7494.000	37.4	8.3	45.7	74.0	-28.3	Peak	Vertical
	11132.000	36.6	12.7	49.3	74.0	-24.7	Peak	Vertical
06	4901.500	36.6	3.0	39.6	74.0	-34.4	Peak	Horizontal
	7366.500	36.7	8.2	44.9	74.0	-29.1	Peak	Horizontal
	11106.500	36.5	13.1	49.6	74.0	-24.4	Peak	Horizontal
	4731.500	36.8	2.6	39.4	74.0	-34.6	Peak	Vertical
	7307.000	38.6	8.0	46.6	74.0	-27.4	Peak	Vertical
	10953.500	35.7	13.5	49.2	74.0	-24.8	Peak	Vertical
11	4901.500	36.4	3.0	39.4	74.0	-34.6	Peak	Horizontal
	7553.500	37.2	8.1	45.3	74.0	-28.7	Peak	Horizontal
	10928.000	35.9	13.5	49.4	74.0	-24.6	Peak	Horizontal
	4808.000	36.8	2.8	39.6	74.0	-34.4	Peak	Vertical
	7630.000	37.2	8.0	45.2	74.0	-28.8	Peak	Vertical
	10996.000	36.2	13.6	49.8	74.0	-24.2	Peak	Vertical

Note: Measure Level (dBμV/m) = Reading Level (dBμV) + Factor (dB/m)

Factor (dB/m) = Cable Loss (dB) + Antenna Factor (dB/m) - Pre_Amplifier Gain (dB)

Test Site	WZ-AC1	Test Engineer	Charles Zhang
Test Date	2023-02-07	Test Mode	802.11ax-HE40
Remark:	1. Average measurement was not performed if peak level lower than average limit. 2. Other frequency was 20dB below limit line within 1-18GHz, there is not show in the report.		

Test Channel	Frequency (MHz)	Reading Level (dBμV)	Factor (dB/m)	Measure Level (dBμV/m)	Limit (dBμV/m)	Margin (dB)	Detector	Polarization
03	4731.500	36.5	2.6	39.1	74.0	-34.9	Peak	Horizontal
	7298.500	37.3	8.1	45.4	74.0	-28.6	Peak	Horizontal
	11497.500	36.0	13.3	49.3	74.0	-24.7	Peak	Horizontal
	4791.000	36.6	2.9	39.5	74.0	-34.5	Peak	Vertical
	7392.000	36.3	8.3	44.6	74.0	-29.4	Peak	Vertical
	11497.500	36.5	13.3	49.8	74.0	-24.2	Peak	Vertical
06	4799.500	36.2	2.9	39.1	74.0	-34.9	Peak	Horizontal
	8242.000	37.0	8.5	45.5	74.0	-28.5	Peak	Horizontal
	10970.500	36.1	13.4	49.5	74.0	-24.5	Peak	Horizontal
	4884.500	36.6	2.9	39.5	74.0	-34.5	Peak	Vertical
	8063.500	36.8	9.0	45.8	74.0	-28.2	Peak	Vertical
	10928.000	35.5	13.5	49.0	74.0	-25.0	Peak	Vertical
09	5114.000	36.4	3.4	39.8	74.0	-34.2	Peak	Horizontal
	7638.500	37.4	7.9	45.3	74.0	-28.7	Peak	Horizontal
	10962.000	35.5	13.5	49.0	74.0	-25.0	Peak	Horizontal
	4833.500	37.1	2.8	39.9	74.0	-34.1	Peak	Vertical
	7400.500	36.6	8.2	44.8	74.0	-29.2	Peak	Vertical
	10996.000	35.9	13.6	49.5	74.0	-24.5	Peak	Vertical

Note: Measure Level (dBμV/m) = Reading Level (dBμV) + Factor (dB/m)

Factor (dB/m) = Cable Loss (dB) + Antenna Factor (dB/m) - Pre_Amplifier Gain (dB)

Test Site	WZ-AC1	Test Engineer	Charles Zhang
Test Date	2023-02-07	Test Mode	802.11be-EHT20
Remark:	1. Average measurement was not performed if peak level lower than average limit. 2. Other frequency was 20dB below limit line within 1-18GHz, there is not show in the report.		

Test Channel	Frequency (MHz)	Reading Level (dBμV)	Factor (dB/m)	Measure Level (dBμV/m)	Limit (dBμV/m)	Margin (dB)	Detector	Polarization
01	5046.000	36.9	3.5	40.4	74.0	-33.6	Peak	Horizontal
	7366.500	36.7	8.2	44.9	74.0	-29.1	Peak	Horizontal
	11599.500	36.6	12.8	49.4	74.0	-24.6	Peak	Horizontal
	4689.000	36.2	2.4	38.6	74.0	-35.4	Peak	Vertical
	7375.000	36.7	8.3	45.0	74.0	-29.0	Peak	Vertical
	10953.500	36.6	13.5	50.1	74.0	-23.9	Peak	Vertical
06	4876.000	36.8	2.8	39.6	74.0	-34.4	Peak	Horizontal
	7502.500	36.6	8.2	44.8	74.0	-29.2	Peak	Horizontal
	10953.500	35.9	13.5	49.4	74.0	-24.6	Peak	Horizontal
	4825.000	36.2	2.8	39.0	74.0	-35.0	Peak	Vertical
	7307.000	40.9	8.0	48.9	74.0	-25.1	Peak	Vertical
	11047.000	35.5	13.7	49.2	74.0	-24.8	Peak	Vertical
11	4986.500	36.7	3.3	40.0	74.0	-34.0	Peak	Horizontal
	7587.500	37.1	8.0	45.1	74.0	-28.9	Peak	Horizontal
	10741.000	36.1	13.6	49.7	74.0	-24.3	Peak	Horizontal
	5071.500	36.1	3.5	39.6	74.0	-34.4	Peak	Vertical
	8395.000	36.9	8.6	45.5	74.0	-28.5	Peak	Vertical
	10885.500	35.7	13.4	49.1	74.0	-24.9	Peak	Vertical

Note: Measure Level (dBμV/m) = Reading Level (dBμV) + Factor (dB/m)

Factor (dB/m) = Cable Loss (dB) + Antenna Factor (dB/m) - Pre_Amplifier Gain (dB)

Test Site	WZ-AC1	Test Engineer	Charles Zhang
Test Date	2023-02-07	Test Mode	802.11be-EHT40
Remark:	1. Average measurement was not performed if peak level lower than average limit. 2. Other frequency was 20dB below limit line within 1-18GHz, there is not show in the report.		

Test Channel	Frequency (MHz)	Reading Level (dBμV)	Factor (dB/m)	Measure Level (dBμV/m)	Limit (dBμV/m)	Margin (dB)	Detector	Polarization
03	4833.500	36.9	2.8	39.7	74.0	-34.3	Peak	Horizontal
	8208.000	36.7	8.7	45.4	74.0	-28.6	Peak	Horizontal
	11081.000	36.3	13.2	49.5	74.0	-24.5	Peak	Horizontal
	4791.000	36.8	2.9	39.7	74.0	-34.3	Peak	Vertical
	7596.000	36.9	8.0	44.9	74.0	-29.1	Peak	Vertical
	10783.500	36.2	13.4	49.6	74.0	-24.4	Peak	Vertical
06	4927.000	37.0	2.9	39.9	74.0	-34.1	Peak	Horizontal
	8157.000	37.1	8.7	45.8	74.0	-28.2	Peak	Horizontal
	10987.500	36.1	13.6	49.7	74.0	-24.3	Peak	Horizontal
	4689.000	37.3	2.4	39.7	74.0	-34.3	Peak	Vertical
	7562.000	37.4	8.0	45.4	74.0	-28.6	Peak	Vertical
	10953.500	36.1	13.5	49.6	74.0	-24.4	Peak	Vertical
09	4689.000	36.9	2.4	39.3	74.0	-34.7	Peak	Horizontal
	7383.500	37.4	8.3	45.7	74.0	-28.3	Peak	Horizontal
	11030.000	37.3	13.4	50.7	74.0	-23.3	Peak	Horizontal
	4748.500	37.4	2.6	40.0	74.0	-34.0	Peak	Vertical
	7570.500	37.0	8.0	45.0	74.0	-29.0	Peak	Vertical
	11506.000	36.4	13.2	49.6	74.0	-24.4	Peak	Vertical

Note: Measure Level (dBμV/m) = Reading Level (dBμV) + Factor (dB/m)

Factor (dB/m) = Cable Loss (dB) + Antenna Factor (dB/m) - Pre_Amplifier Gain (dB)

The Result of Radiated Emission below 1GHz:

Site: NS-AC1	Time: 2023/02/24 - 23:45
Limit: FCC_2.4G_RE(3m)	Engineer: Ted Chen
Probe: NS-AC1_VULB9162	Polarity: Horizontal
EUT: BE24000 Quad-Band Wi-Fi 7 Router	Power: AC 120V/60Hz
Note: Transmit by 802.11b at 2412MHz	

No	Mark	Frequency (MHz)	Measure Level (dBμV/m)	Reading Level (dBμV)	Margin (dB)	Limit (dBμV/m)	Factor (dB/m)	Type
1		155.130	38.712	25.895	-4.788	43.500	12.817	PK
2	*	180.350	41.016	26.749	-2.484	43.500	14.267	PK
3		256.010	39.871	22.144	-6.129	46.000	17.727	PK
4		353.495	37.364	17.711	-8.636	46.000	19.653	PK
5		459.225	33.391	11.807	-12.609	46.000	21.585	PK
6		654.195	33.044	7.861	-12.956	46.000	25.183	PK

Note 1: " * ", means this data is the worst emission level.

Note 2: Measure Level (dBμV/m) = Reading Level (dBμV) + Factor (dB/m).

Note 3: Factor (dB/m) = Cable Loss (dB) + Antenna Factor (dB/m).

Note 4: Quasi-Peak measurement was not performed when peak measure level was lower than the quasi-peak limit.

Note 5: The amplitude of radiated emissions (frequency range from 9kHz to 30MHz and 18GHz to 25GHz) is that proximity to ambient noise, which also are attenuated more than 20 dB below the permissible value. Therefore, the data is not presented in the report.

Site: NS-AC1	Time: 2023/02/24 - 23:45
Limit: FCC_2.4G_RE(3m)	Engineer: Ted Chen
Probe: NS-AC1_VULB9162	Polarity: Vertical
EUT: BE24000 Quad-Band Wi-Fi 7 Router	Power: AC 120V/60Hz
Note: Transmit by 802.11b at 2412MHz	

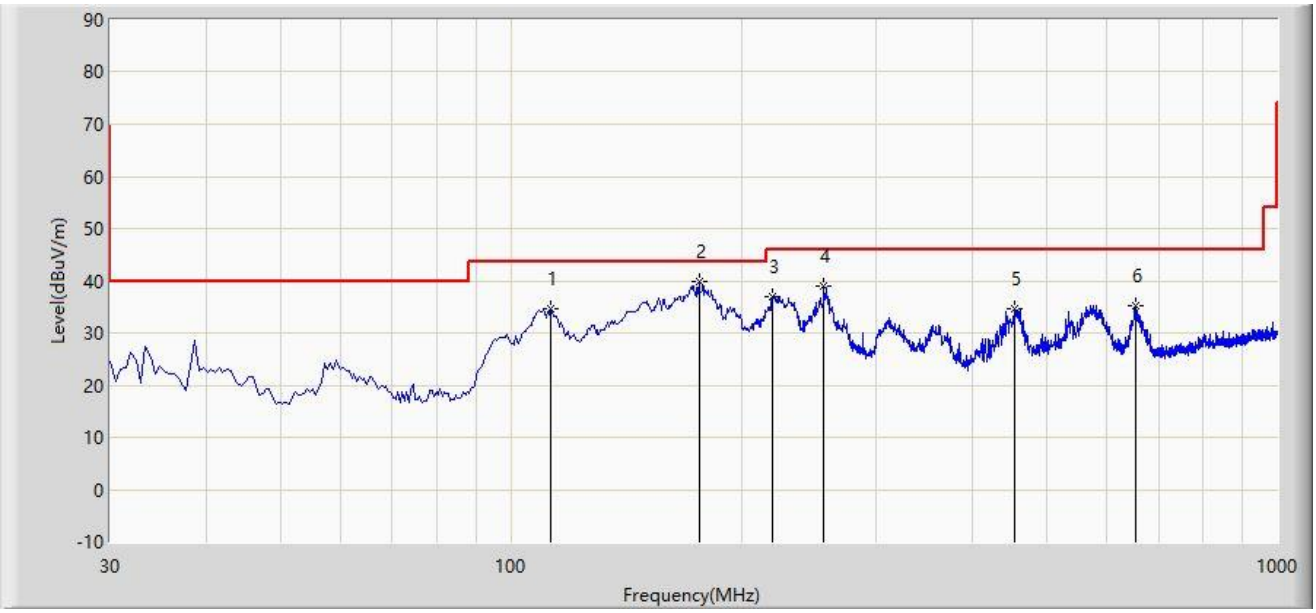

No	Mark	Frequency (MHz)	Measure Level (dBμV/m)	Reading Level (dBμV)	Margin (dB)	Limit (dBμV/m)	Factor (dB/m)	Type
1		112.935	34.591	19.373	-8.909	43.500	15.218	PK
2	*	175.985	39.761	25.785	-3.739	43.500	13.977	PK
3		219.150	36.832	20.759	-9.168	46.000	16.073	PK
4		256.010	39.057	21.330	-6.943	46.000	17.727	PK
5		454.375	34.609	12.967	-11.391	46.000	21.642	PK
6		653.225	35.235	10.096	-10.765	46.000	25.139	PK

Note 1: " * ", means this data is the worst emission level.

Note 2: Measure Level (dBμV/m) = Reading Level (dBμV) + Factor (dB/m).

Note 3: Factor (dB/m) = Cable Loss (dB) + Antenna Factor (dB/m).

Note 4: Quasi-Peak measurement was not performed when peak measure level was lower than the quasi-peak limit.

Note 5: The amplitude of radiated emissions (frequency range from 9kHz to 30MHz and 18GHz to 25GHz) is that proximity to ambient noise, which also are attenuated more than 20 dB below the permissible value. Therefore, the data is not presented in the report.

The Result of Co-location:

Site: WZ-AC2	Time: 2023/03/09 - 20:01
Limit: FCC_Part15.209_RSE(3m)	Engineer: Bob Zhang
Probe: BBHA9120D_1457_1-18GHz	Polarity: Horizontal
EUT: BE24000 Quad-Band Wi-Fi 7 Router	Power: AC 120V/60Hz
Note: Co-location	

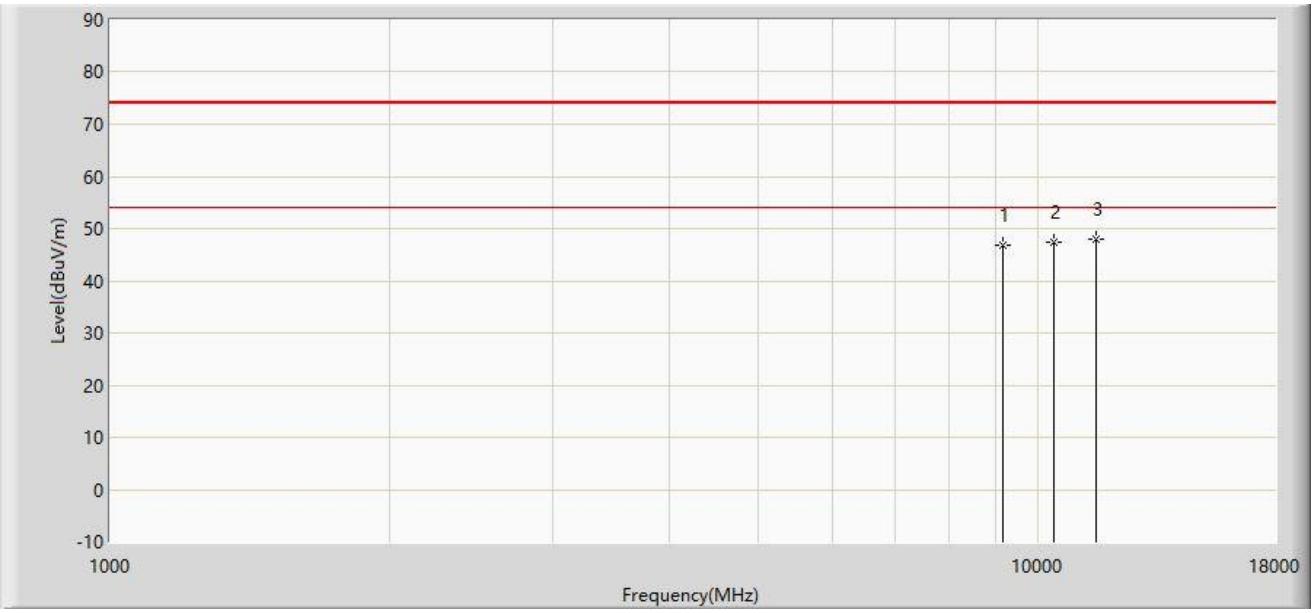

No	Mark	Frequency (MHz)	Measure Level (dBμV/m)	Reading Level (dBμV)	Margin (dB)	Limit (dBμV/m)	Factor (dB/m)	Type
1		9151.500	46.772	32.969	-27.228	74.000	13.803	PK
2		10384.000	47.458	31.961	-26.542	74.000	15.498	PK
3	*	11531.500	48.024	30.517	-25.976	74.000	17.507	PK

Note 1: " * ", means this data is the worst emission level.

Note 2: Measure Level (dBμV/m) = Reading Level (dBμV) + Factor (dB/m).

Note 3: Factor (dB/m) = Cable Loss (dB) + Antenna Factor (dB/m) - Pre_Amplifier Gain (dB).

Note 4: Average measurement was not performed when peak measure level was lower than the average limit.

Site: WZ-AC2	Time: 2023/03/09 - 20:02
Limit: FCC_Part15.209_RSE(3m)	Engineer: Bob Zhang
Probe: BBHA9120D_1457_1-18GHz	Polarity: Vertical
EUT: BE24000 Quad-Band Wi-Fi 7 Router	Power: AC 120V/60Hz
Note: Co-location	

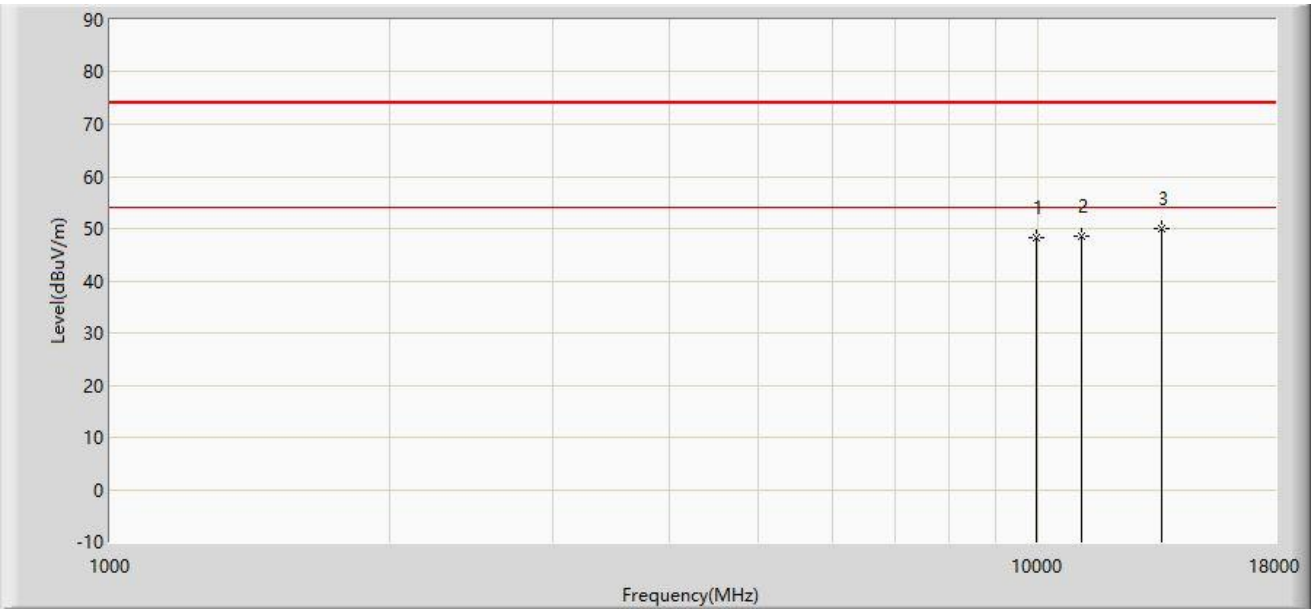

No	Mark	Frequency (MHz)	Measure Level (dBμV/m)	Reading Level (dBμV)	Margin (dB)	Limit (dBμV/m)	Factor (dB/m)	Type
1		9950.500	48.378	34.137	-25.622	74.000	14.241	PK
2		11149.000	48.564	31.490	-25.436	74.000	17.074	PK
3	*	13597.000	49.899	30.497	-24.101	74.000	19.403	PK

Note 1: " * ", means this data is the worst emission level.

Note 2: Measure Level (dBμV/m) = Reading Level (dBμV) + Factor (dB/m).

Note 3: Factor (dB/m) = Cable Loss (dB) + Antenna Factor (dB/m) - Pre_Amplifier Gain (dB).

Note 4: Average measurement was not performed when peak measure level was lower than the average limit.

A.7 Radiated Restricted Band Edge Test Result

Site: WZ-AC1	Test Date: 2023-01-28
Limit: FCC_2.4G_RE(3m)	Engineer: Bob Zhang
Probe: BBHA9120D_1167_1-18GHz	Polarity: Horizontal
EUT: BE24000 Quad-Band Wi-Fi 7 Router	Power: AC 120V/60Hz
Test Mode: Transmit by 802.11b at 2412MHz	

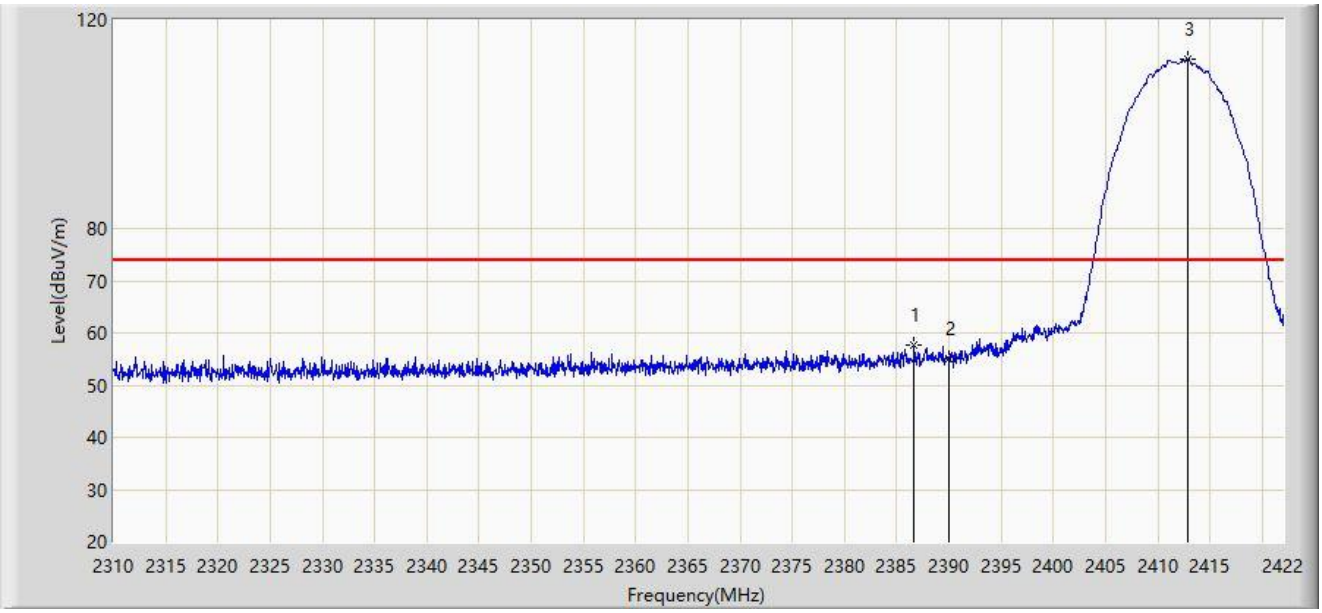

No	Mark	Frequency (MHz)	Measure Level (dBμV/m)	Reading Level (dBμV)	Margin (dB)	Limit (dBμV/m)	Factor (dB/m)	Type
1	*	2386.664	57.684	26.690	-16.316	74.000	30.994	PK
2		2390.000	55.114	24.122	-18.886	74.000	30.992	PK
3		2412.872	112.553	81.601	N/A	N/A	30.951	PK

Note 1: " * ", means this data is the worst emission level.

Note 2: Measure Level (dBμV/m) = Reading Level (dBμV) + Factor (dB/m).

Note 3: Factor (dB/m) = Cable Loss (dB) + Antenna Factor (dB/m).

Site: WZ-AC1	Test Date: 2023-01-28
Limit: FCC_2.4G_RE(3m)	Engineer: Bob Zhang
Probe: BBHA9120D_1167_1-18GHz	Polarity: Horizontal
EUT: BE24000 Quad-Band Wi-Fi 7 Router	Power: AC 120V/60Hz
Test Mode: Transmit by 802.11b at 2412MHz	

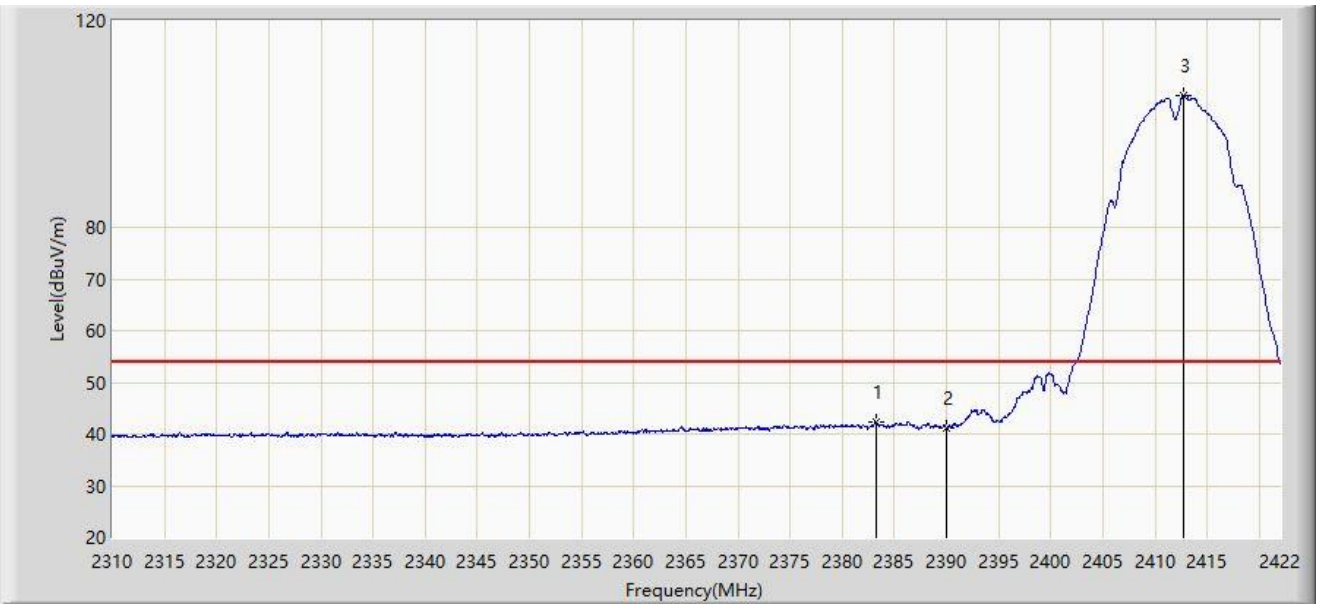

No	Mark	Frequency (MHz)	Measure Level (dBμV/m)	Reading Level (dBμV)	Margin (dB)	Limit (dBμV/m)	Factor (dB/m)	Type
1	*	2383.248	42.312	11.314	-11.688	54.000	30.998	AV
2		2390.000	41.193	10.201	-12.807	54.000	30.992	AV
3		2412.704	105.588	74.636	N/A	N/A	30.953	AV

Note 1: " * ", means this data is the worst emission level.

Note 2: Measure Level (dBμV/m) = Reading Level (dBμV) + Factor (dB/m).

Note 3: Factor (dB/m) = Cable Loss (dB) + Antenna Factor (dB/m).

Site: WZ-AC1	Test Date: 2023-01-28
Limit: FCC_2.4G_RE(3m)	Engineer: Bob Zhang
Probe: BBHA9120D_1167_1-18GHz	Polarity: Vertical
EUT: BE24000 Quad-Band Wi-Fi 7 Router	Power: AC 120V/60Hz
Test Mode: Transmit by 802.11b at 2412MHz	

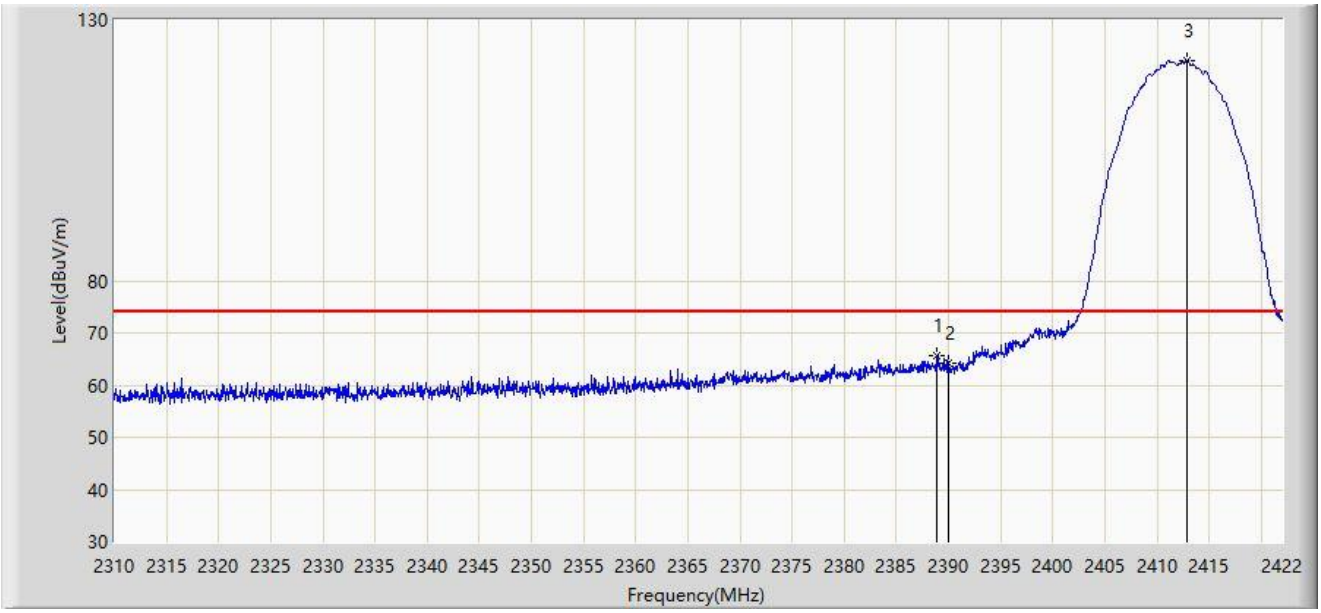

No	Mark	Frequency (MHz)	Measure Level (dBμV/m)	Reading Level (dBμV)	Margin (dB)	Limit (dBμV/m)	Factor (dB/m)	Type
1	*	2388.904	65.615	34.622	-8.385	74.000	30.992	PK
2		2390.000	64.269	33.277	-9.731	74.000	30.992	PK
3		2412.872	122.311	91.359	N/A	N/A	30.951	PK

Note 1: " * ", means this data is the worst emission level.

Note 2: Measure Level (dBμV/m) = Reading Level (dBμV) + Factor (dB/m).

Note 3: Factor (dB/m) = Cable Loss (dB) + Antenna Factor (dB/m).

Site: WZ-AC1	Test Date: 2023-01-28
Limit: FCC_2.4G_RE(3m)	Engineer: Bob Zhang
Probe: BBHA9120D_1167_1-18GHz	Polarity: Vertical
EUT: BE24000 Quad-Band Wi-Fi 7 Router	Power: AC 120V/60Hz
Test Mode: Transmit by 802.11b at 2412MHz	

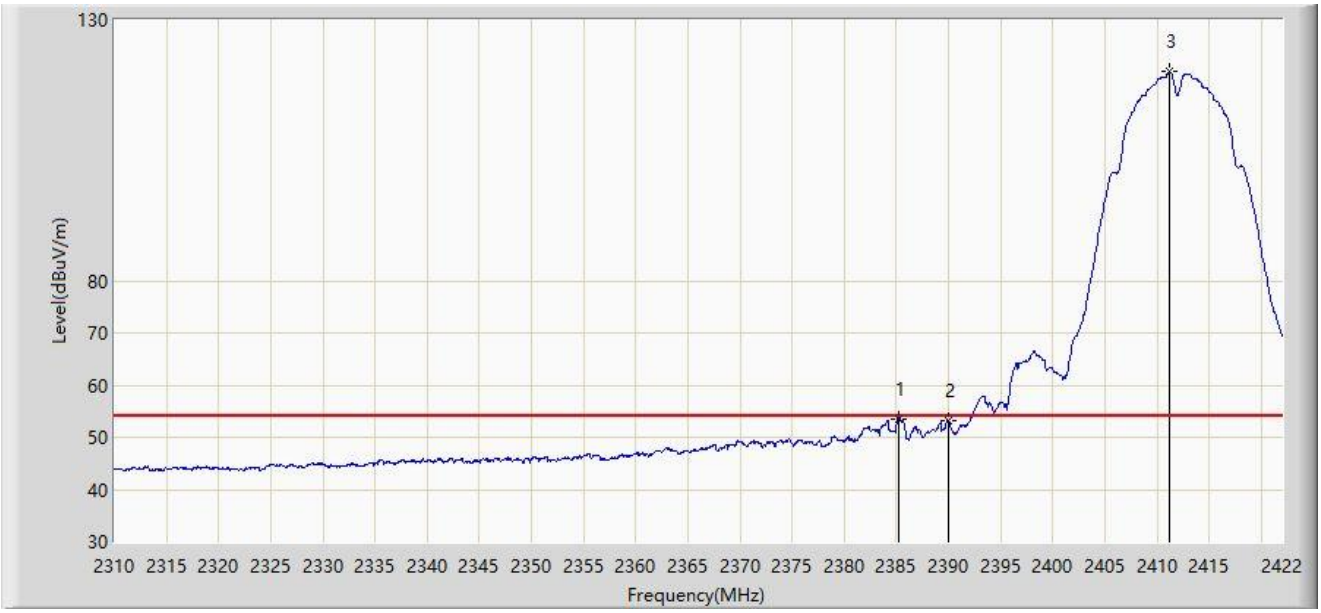

No	Mark	Frequency (MHz)	Measure Level (dBμV/m)	Reading Level (dBμV)	Margin (dB)	Limit (dBμV/m)	Factor (dB/m)	Type
1	*	2385.208	53.601	22.607	-0.399	54.000	30.994	AV
2		2390.000	53.076	22.084	-0.924	54.000	30.992	AV
3		2411.192	120.008	89.052	N/A	N/A	30.957	AV

Note 1: " * ", means this data is the worst emission level.

Note 2: Measure Level (dBμV/m) = Reading Level (dBμV) + Factor (dB/m).

Note 3: Factor (dB/m) = Cable Loss (dB) + Antenna Factor (dB/m).

Site: WZ-AC1	Test Date: 2023-01-28
Limit: FCC_2.4G_RE(3m)	Engineer: Bob Zhang
Probe: BBHA9120D_1167_1-18GHz	Polarity: Horizontal
EUT: BE24000 Quad-Band Wi-Fi 7 Router	Power: AC 120V/60Hz
Test Mode: Transmit by 802.11b at 2437MHz	

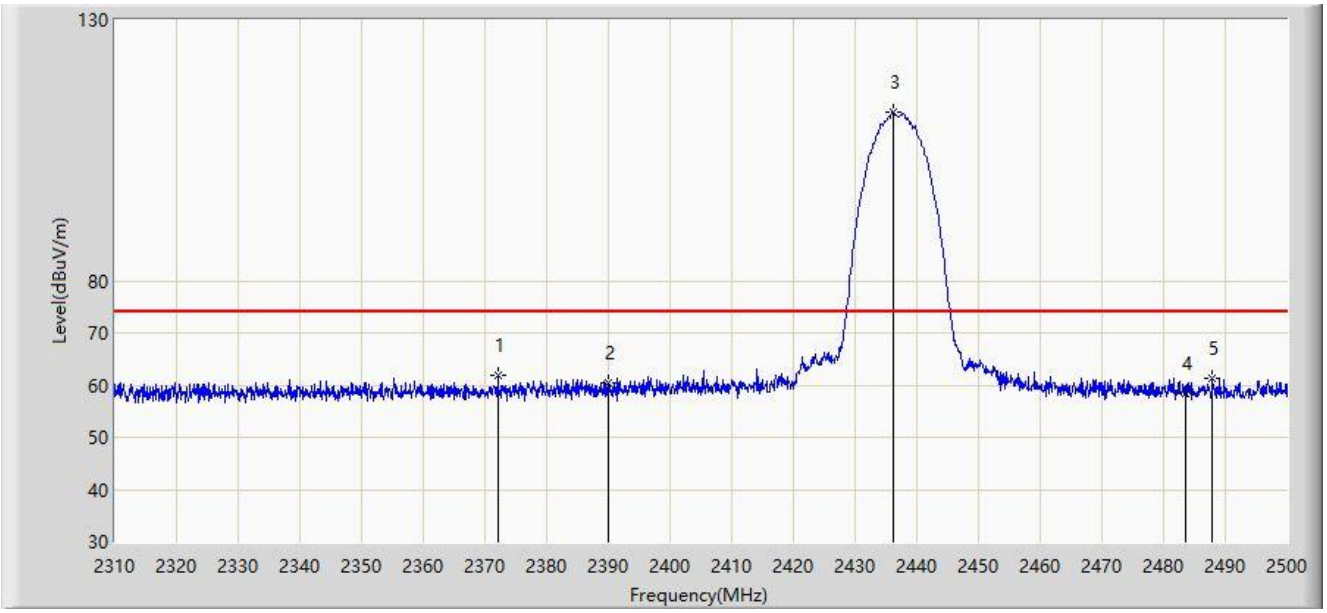

No	Mark	Frequency (MHz)	Measure Level (dBµV/m)	Reading Level (dBµV)	Margin (dB)	Limit (dBµV/m)	Factor (dB/m)	Type
1	*	2372.130	62.000	30.950	-12.000	74.000	31.050	PK
2		2390.000	60.312	29.320	-13.688	74.000	30.992	PK
3		2436.160	112.324	81.454	N/A	N/A	30.870	PK
4		2483.500	58.426	27.535	-15.574	74.000	30.892	PK
5		2487.840	61.410	30.526	-12.590	74.000	30.884	PK

Note 1: " * ", means this data is the worst emission level.

Note 2: Measure Level (dBµV/m) = Reading Level (dBµV) + Factor (dB/m).

Note 3: Factor (dB/m) = Cable Loss (dB) + Antenna Factor (dB/m).

Site: WZ-AC1	Test Date: 2023-01-28
Limit: FCC_2.4G_RE(3m)	Engineer: Bob Zhang
Probe: BBHA9120D_1167_1-18GHz	Polarity: Horizontal
EUT: BE24000 Quad-Band Wi-Fi 7 Router	Power: AC 120V/60Hz
Test Mode: Transmit by 802.11b at 2437MHz	

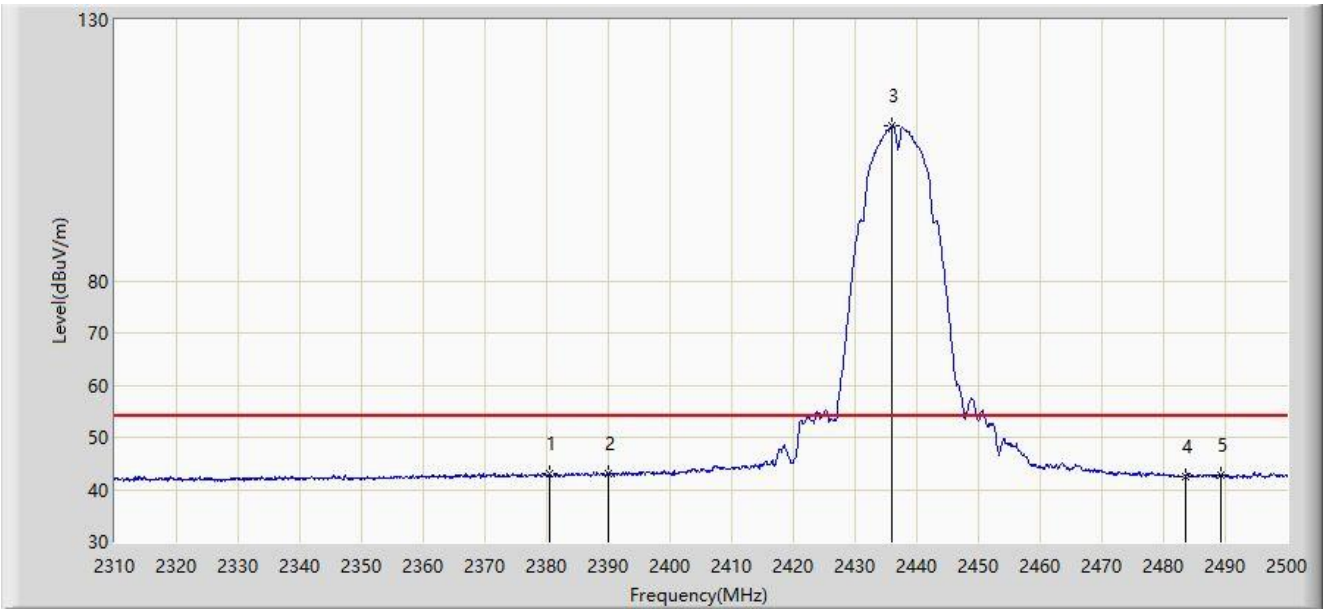

No	Mark	Frequency (MHz)	Measure Level (dBµV/m)	Reading Level (dBµV)	Margin (dB)	Limit (dBµV/m)	Factor (dB/m)	Type
1	*	2380.395	42.949	11.938	-11.051	54.000	31.011	AV
2		2390.000	42.937	11.945	-11.063	54.000	30.992	AV
3		2436.065	109.722	78.851	N/A	N/A	30.871	AV
4		2483.500	42.575	11.684	-11.425	54.000	30.892	AV
5		2489.265	42.700	11.818	-11.300	54.000	30.882	AV

Note 1: " * ", means this data is the worst emission level.

Note 2: Measure Level (dBµV/m) = Reading Level (dBµV) + Factor (dB/m).

Note 3: Factor (dB/m) = Cable Loss (dB) + Antenna Factor (dB/m).

Site: WZ-AC1	Test Date: 2023-01-28
Limit: FCC_2.4G_RE(3m)	Engineer: Bob Zhang
Probe: BBHA9120D_1167_1-18GHz	Polarity: Vertical
EUT: BE24000 Quad-Band Wi-Fi 7 Router	Power: AC 120V/60Hz
Test Mode: Transmit by 802.11b at 2437MHz	

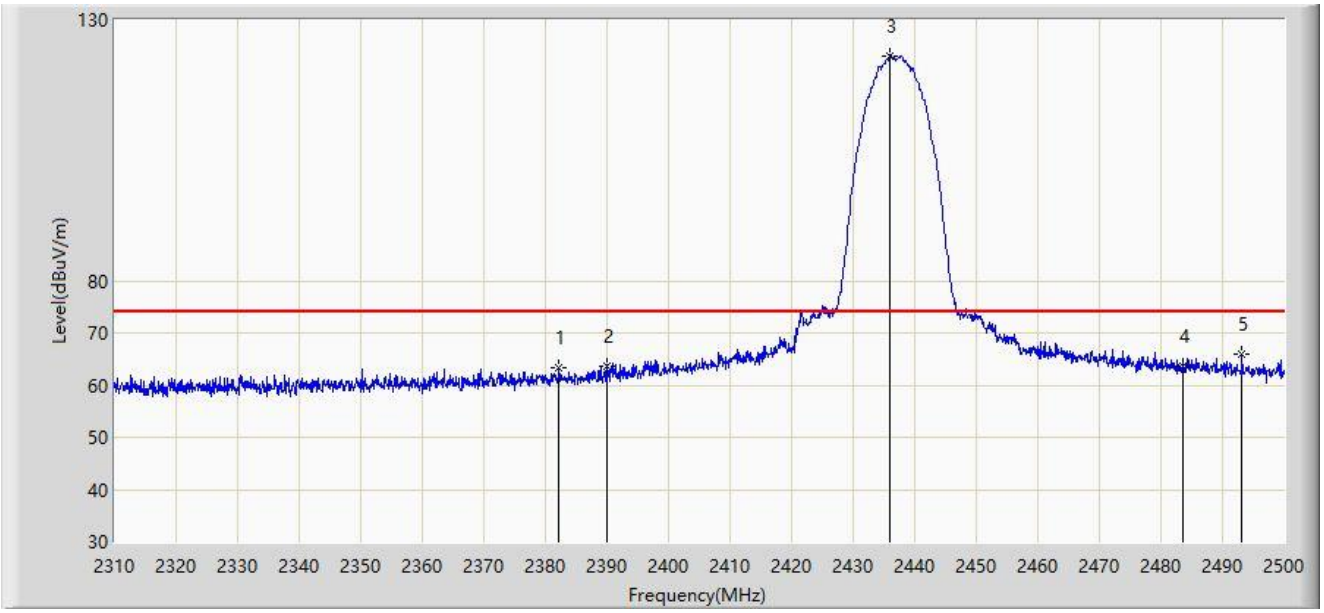

No	Mark	Frequency (MHz)	Measure Level (dBμV/m)	Reading Level (dBμV)	Margin (dB)	Limit (dBμV/m)	Factor (dB/m)	Type
1		2382.200	63.245	32.242	-10.755	74.000	31.003	PK
2		2390.000	63.647	32.655	-10.353	74.000	30.992	PK
3		2435.970	123.115	92.244	N/A	N/A	30.872	PK
4		2483.500	63.483	32.592	-10.517	74.000	30.892	PK
5	*	2493.160	65.858	34.977	-8.142	74.000	30.881	PK

Note 1: " * ", means this data is the worst emission level.

Note 2: Measure Level (dBμV/m) = Reading Level (dBμV) + Factor (dB/m).

Note 3: Factor (dB/m) = Cable Loss (dB) + Antenna Factor (dB/m).

Site: WZ-AC1	Test Date: 2023-01-28
Limit: FCC_2.4G_RE(3m)	Engineer: Bob Zhang
Probe: BBHA9120D_1167_1-18GHz	Polarity: Vertical
EUT: BE24000 Quad-Band Wi-Fi 7 Router	Power: AC 120V/60Hz
Test Mode: Transmit by 802.11b at 2437MHz	

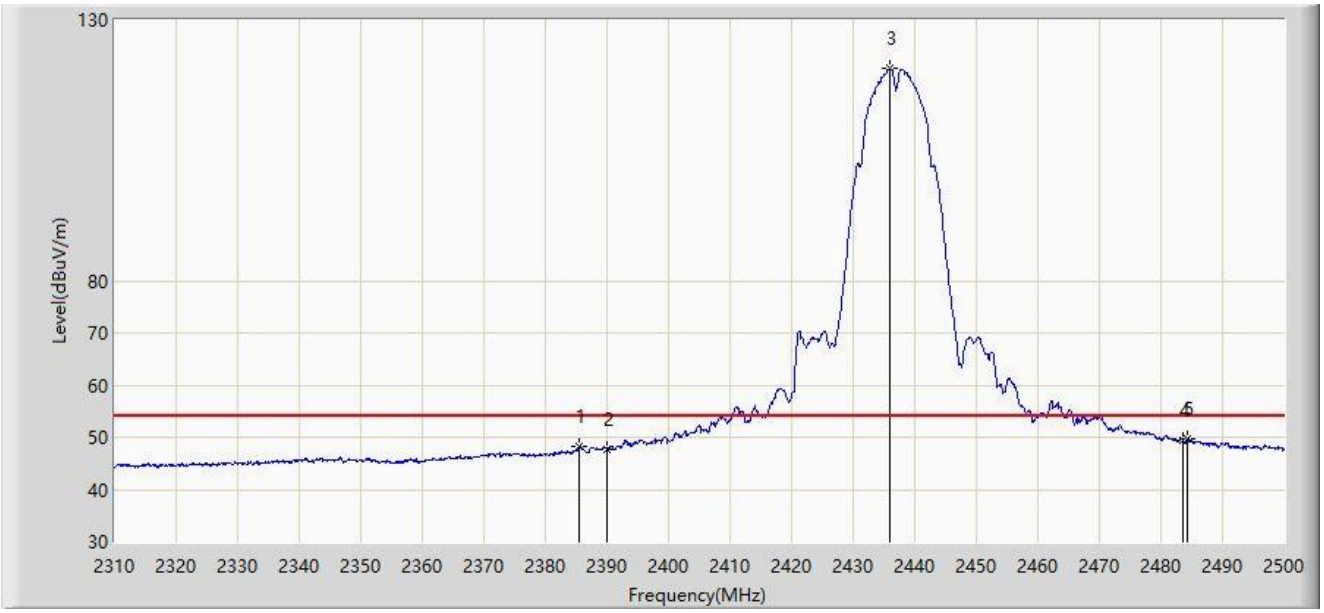

No	Mark	Frequency (MHz)	Measure Level (dBµV/m)	Reading Level (dBµV)	Margin (dB)	Limit (dBµV/m)	Factor (dB/m)	Type
1		2385.525	48.260	17.266	-5.740	54.000	30.994	AV
2		2390.000	47.780	16.788	-6.220	54.000	30.992	AV
3		2435.970	120.650	89.779	N/A	N/A	30.872	AV
4		2483.500	49.552	18.661	-4.448	54.000	30.892	AV
5	*	2484.325	49.743	18.853	-4.257	54.000	30.890	AV

Note 1: " * ", means this data is the worst emission level.

Note 2: Measure Level (dBµV/m) = Reading Level (dBµV) + Factor (dB/m).

Note 3: Factor (dB/m) = Cable Loss (dB) + Antenna Factor (dB/m).

Site: WZ-AC1	Test Date: 2023-01-28
Limit: FCC_2.4G_RE(3m)	Engineer: Bob Zhang
Probe: BBHA9120D_1167_1-18GHz	Polarity: Horizontal
EUT: BE24000 Quad-Band Wi-Fi 7 Router	Power: AC 120V/60Hz
Test Mode: Transmit by 802.11b at 2462MHz	

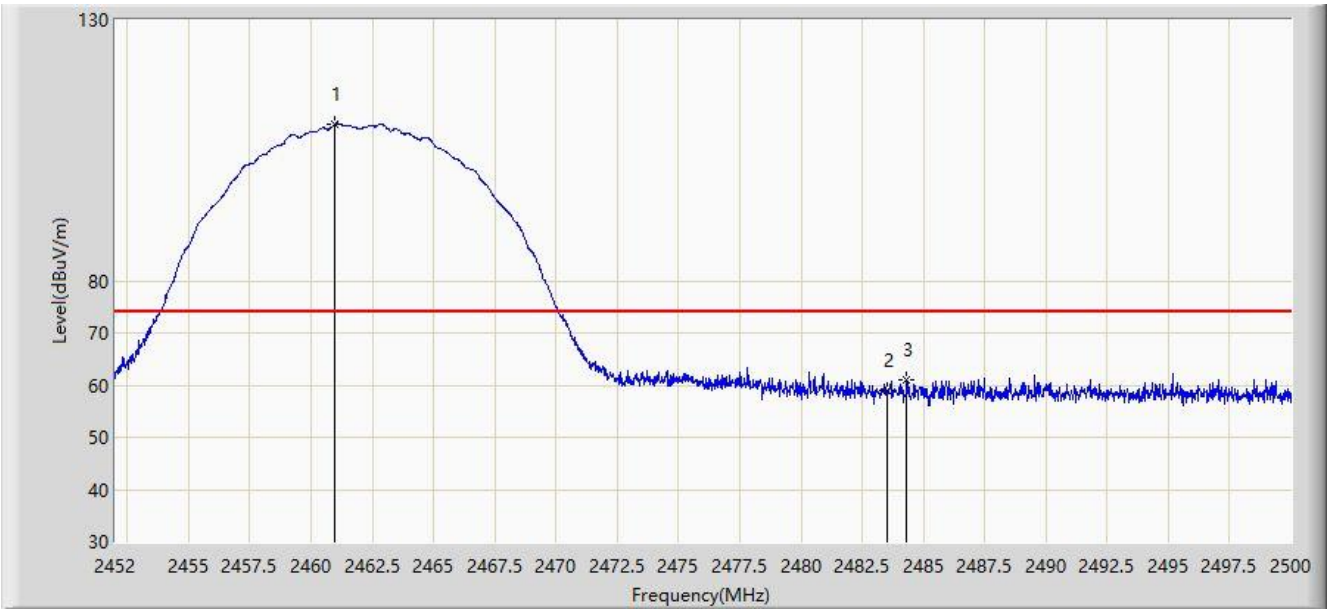

No	Mark	Frequency (MHz)	Measure Level (dBμV/m)	Reading Level (dBμV)	Margin (dB)	Limit (dBμV/m)	Factor (dB/m)	Type
1		2460.976	109.998	79.118	N/A	N/A	30.880	PK
2		2483.500	58.864	27.973	-15.136	74.000	30.892	PK
3	*	2484.304	61.020	30.130	-12.980	74.000	30.890	PK

Note 1: " * ", means this data is the worst emission level.

Note 2: Measure Level (dBμV/m) = Reading Level (dBμV) + Factor (dB/m).

Note 3: Factor (dB/m) = Cable Loss (dB) + Antenna Factor (dB/m).

Site: WZ-AC1	Test Date: 2023-01-28
Limit: FCC_2.4G_RE(3m)	Engineer: Bob Zhang
Probe: BBHA9120D_1167_1-18GHz	Polarity: Horizontal
EUT: BE24000 Quad-Band Wi-Fi 7 Router	Power: AC 120V/60Hz
Test Mode: Transmit by 802.11b at 2462MHz	

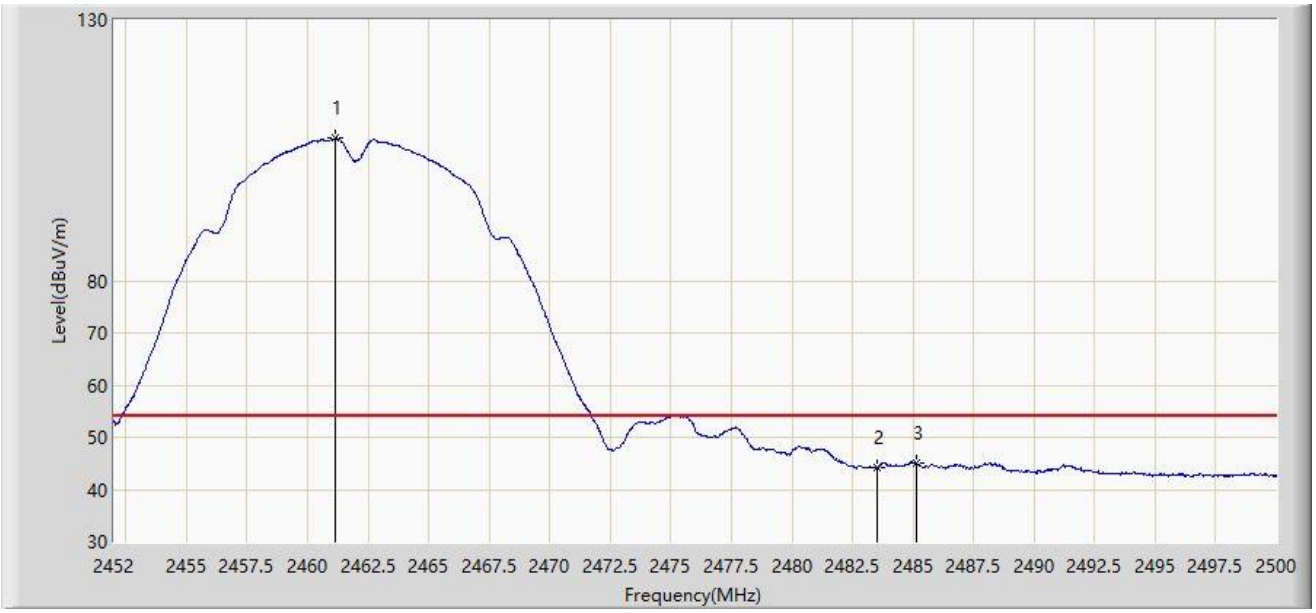

No	Mark	Frequency (MHz)	Measure Level (dBμV/m)	Reading Level (dBμV)	Margin (dB)	Limit (dBμV/m)	Factor (dB/m)	Type
1		2461.144	107.285	76.405	N/A	N/A	30.880	AV
2		2483.500	44.298	13.407	-9.702	54.000	30.892	AV
3	*	2485.120	45.112	14.223	-8.888	54.000	30.889	AV

Note 1: " * ", means this data is the worst emission level.

Note 2: Measure Level (dBμV/m) = Reading Level (dBμV) + Factor (dB/m).

Note 3: Factor (dB/m) = Cable Loss (dB) + Antenna Factor (dB/m).

Site: WZ-AC1	Test Date: 2023-01-28
Limit: FCC_2.4G_RE(3m)	Engineer: Bob Zhang
Probe: BBHA9120D_1167_1-18GHz	Polarity: Vertical
EUT: BE24000 Quad-Band Wi-Fi 7 Router	Power: AC 120V/60Hz
Test Mode: Transmit by 802.11b at 2462MHz	

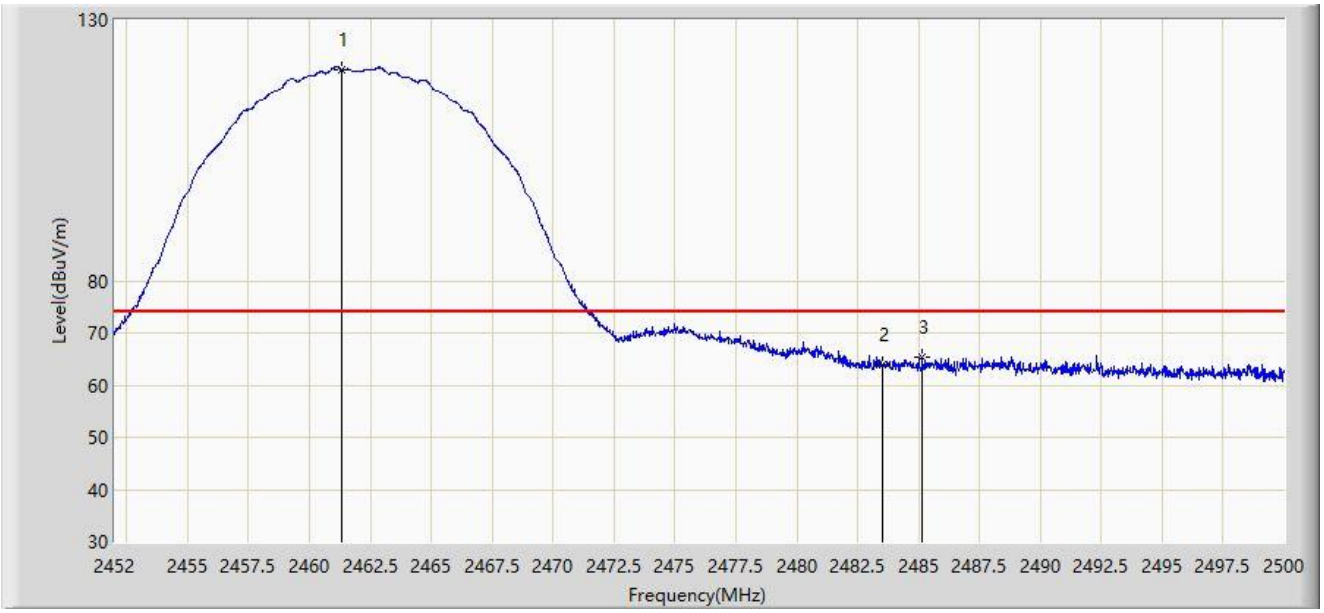

No	Mark	Frequency (MHz)	Measure Level (dBμV/m)	Reading Level (dBμV)	Margin (dB)	Limit (dBμV/m)	Factor (dB/m)	Type
1		2461.312	120.464	89.583	N/A	N/A	30.881	PK
2		2483.500	64.024	33.133	-9.976	74.000	30.892	PK
3	*	2485.144	65.326	34.437	-8.674	74.000	30.889	PK

Note 1: " * ", means this data is the worst emission level.

Note 2: Measure Level (dBμV/m) = Reading Level (dBμV) + Factor (dB/m).

Note 3: Factor (dB/m) = Cable Loss (dB) + Antenna Factor (dB/m).

Site: WZ-AC1	Test Date: 2023-01-28
Limit: FCC_2.4G_RE(3m)	Engineer: Bob Zhang
Probe: BBHA9120D_1167_1-18GHz	Polarity: Vertical
EUT: BE24000 Quad-Band Wi-Fi 7 Router	Power: AC 120V/60Hz
Test Mode: Transmit by 802.11b at 2462MHz	

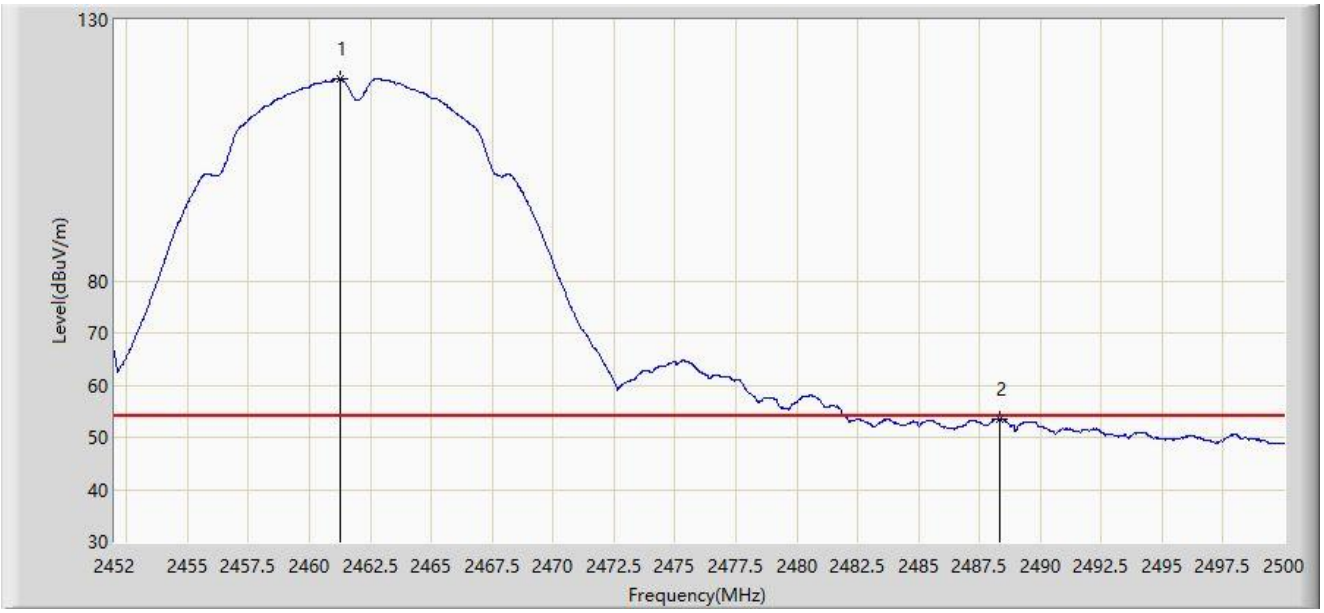

No	Mark	Frequency (MHz)	Measure Level (dBμV/m)	Reading Level (dBμV)	Margin (dB)	Limit (dBμV/m)	Factor (dB/m)	Type
1		2461.240	118.828	87.948	N/A	N/A	30.881	AV
2	*	2488.312	53.594	22.710	-0.406	54.000	30.883	AV

Note 1: " * ", means this data is the worst emission level.

Note 2: Measure Level (dBμV/m) = Reading Level (dBμV) + Factor (dB/m).

Note 3: Factor (dB/m) = Cable Loss (dB) + Antenna Factor (dB/m).

Site: WZ-AC1	Test Date: 2023-01-28
Limit: FCC_2.4G_RE(3m)	Engineer: Bob Zhang
Probe: BBHA9120D_1167_1-18GHz	Polarity: Horizontal
EUT: BE24000 Quad-Band Wi-Fi 7 Router	Power: AC 120V/60Hz
Test Mode: Transmit by 802.11g at 2412MHz	

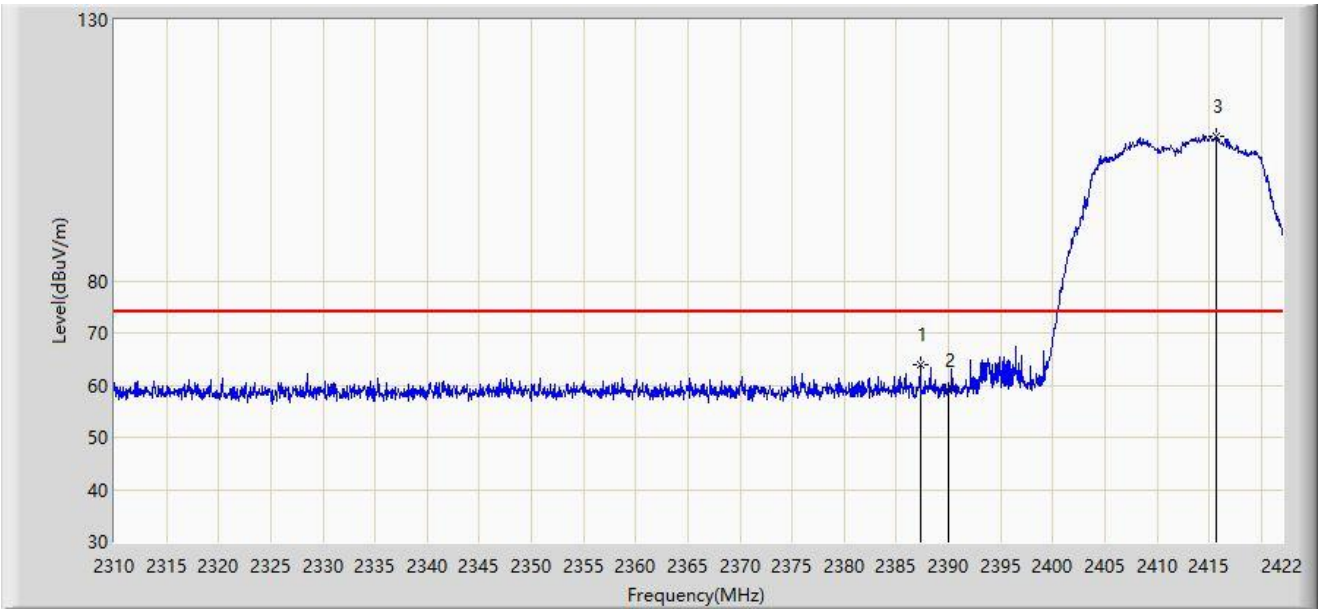

No	Mark	Frequency (MHz)	Measure Level (dBμV/m)	Reading Level (dBμV)	Margin (dB)	Limit (dBμV/m)	Factor (dB/m)	Type
1	*	2387.280	64.033	33.040	-9.967	74.000	30.993	PK
2		2390.000	59.062	28.070	-14.938	74.000	30.992	PK
3		2415.616	107.770	76.825	N/A	N/A	30.944	PK

Note 1: " * ", means this data is the worst emission level.

Note 2: Measure Level (dBμV/m) = Reading Level (dBμV) + Factor (dB/m).

Note 3: Factor (dB/m) = Cable Loss (dB) + Antenna Factor (dB/m).

Site: WZ-AC1	Test Date: 2023-01-28
Limit: FCC_2.4G_RE(3m)	Engineer: Bob Zhang
Probe: BBHA9120D_1167_1-18GHz	Polarity: Horizontal
EUT: BE24000 Quad-Band Wi-Fi 7 Router	Power: AC 120V/60Hz
Test Mode: Transmit by 802.11g at 2412MHz	

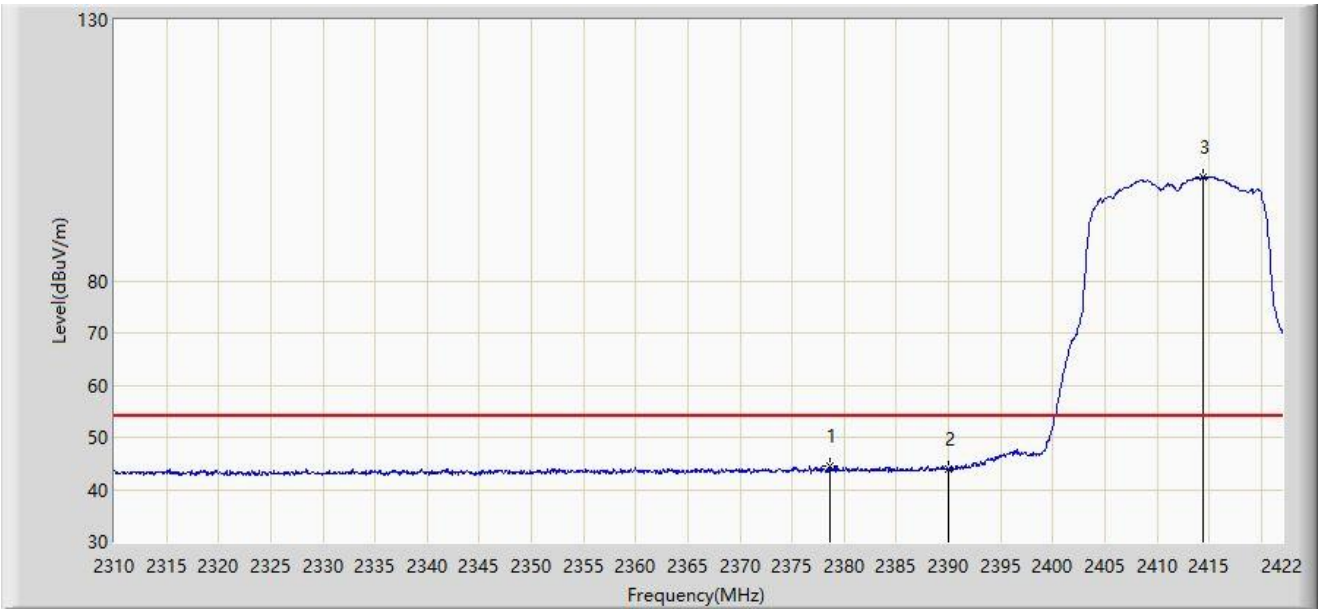

No	Mark	Frequency (MHz)	Measure Level (dBμV/m)	Reading Level (dBμV)	Margin (dB)	Limit (dBμV/m)	Factor (dB/m)	Type
1	*	2378.600	44.464	13.445	-9.536	54.000	31.018	AV
2		2390.000	43.815	12.823	-10.185	54.000	30.992	AV
3		2414.440	99.828	68.880	N/A	N/A	30.948	AV

Note 1: " * ", means this data is the worst emission level.

Note 2: Measure Level (dBμV/m) = Reading Level (dBμV) + Factor (dB/m).

Note 3: Factor (dB/m) = Cable Loss (dB) + Antenna Factor (dB/m).

Site: WZ-AC1	Test Date: 2023-01-28
Limit: FCC_2.4G_RE(3m)	Engineer: Bob Zhang
Probe: BBHA9120D_1167_1-18GHz	Polarity: Vertical
EUT: BE24000 Quad-Band Wi-Fi 7 Router	Power: AC 120V/60Hz
Test Mode: Transmit by 802.11g at 2412MHz	

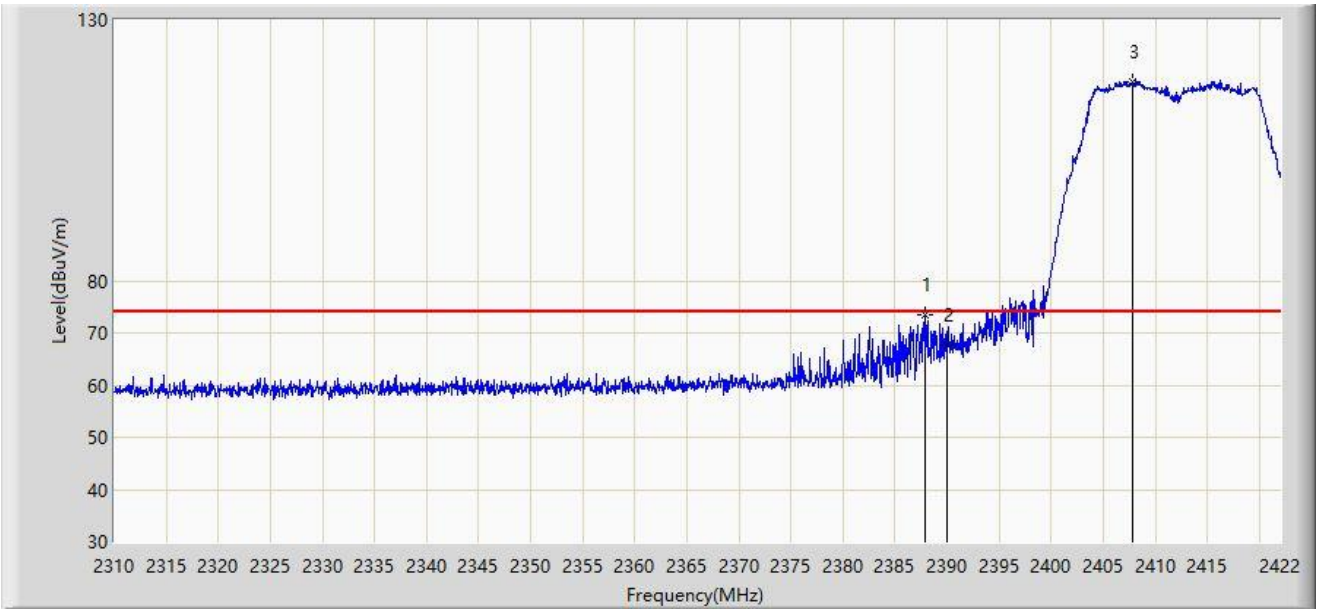

No	Mark	Frequency (MHz)	Measure Level (dBμV/m)	Reading Level (dBμV)	Margin (dB)	Limit (dBμV/m)	Factor (dB/m)	Type
1	*	2387.896	73.471	42.478	-0.529	74.000	30.993	PK
2		2390.000	67.669	36.677	-6.331	74.000	30.992	PK
3		2407.776	118.137	87.169	N/A	N/A	30.969	PK

Note 1: " * ", means this data is the worst emission level.

Note 2: Measure Level (dBμV/m) = Reading Level (dBμV) + Factor (dB/m).

Note 3: Factor (dB/m) = Cable Loss (dB) + Antenna Factor (dB/m).

Site: WZ-AC1	Test Date: 2023-01-28
Limit: FCC_2.4G_RE(3m)	Engineer: Bob Zhang
Probe: BBHA9120D_1167_1-18GHz	Polarity: Vertical
EUT: BE24000 Quad-Band Wi-Fi 7 Router	Power: AC 120V/60Hz
Test Mode: Transmit by 802.11g at 2412MHz	

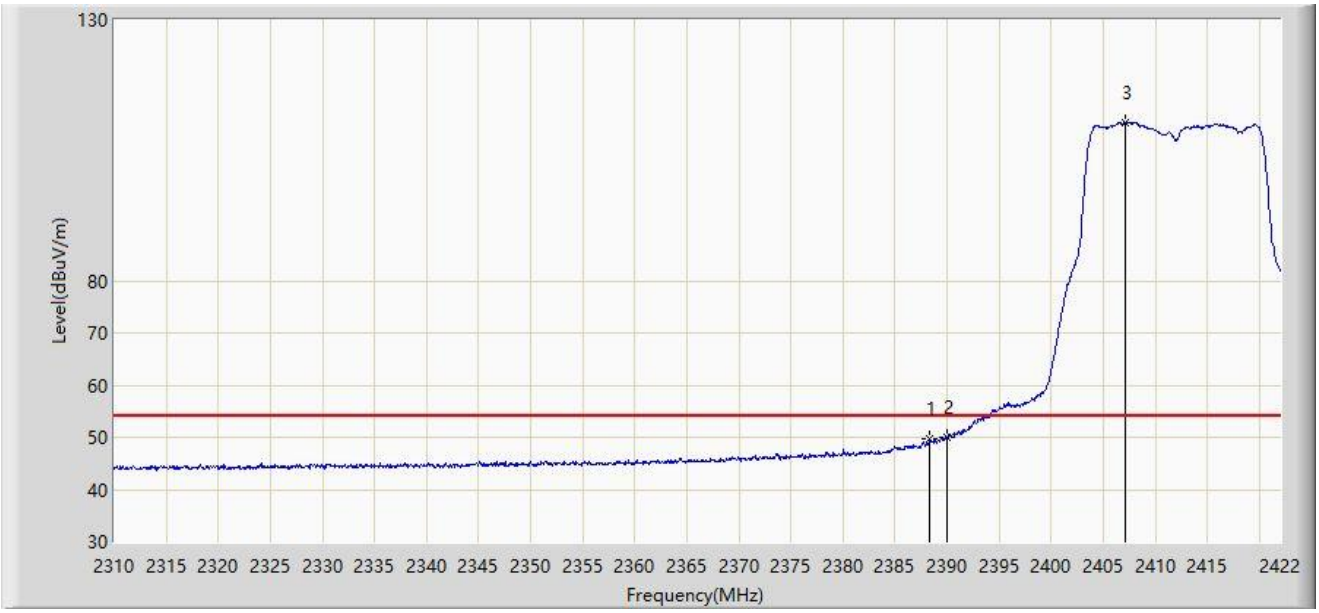

No	Mark	Frequency (MHz)	Measure Level (dBμV/m)	Reading Level (dBμV)	Margin (dB)	Limit (dBμV/m)	Factor (dB/m)	Type
1		2388.344	49.674	18.681	-4.326	54.000	30.993	AV
2	*	2390.000	49.921	18.929	-4.079	54.000	30.992	AV
3		2407.104	110.298	79.327	N/A	N/A	30.971	AV

Note 1: " * ", means this data is the worst emission level.

Note 2: Measure Level (dBμV/m) = Reading Level (dBμV) + Factor (dB/m).

Note 3: Factor (dB/m) = Cable Loss (dB) + Antenna Factor (dB/m).

Site: WZ-AC1	Test Date: 2023-01-28
Limit: FCC_2.4G_RE(3m)	Engineer: Bob Zhang
Probe: BBHA9120D_1167_1-18GHz	Polarity: Vertical
EUT: BE24000 Quad-Band Wi-Fi 7 Router	Power: AC 120V/60Hz
Test Mode: Transmit by 802.11g at 2417MHz	

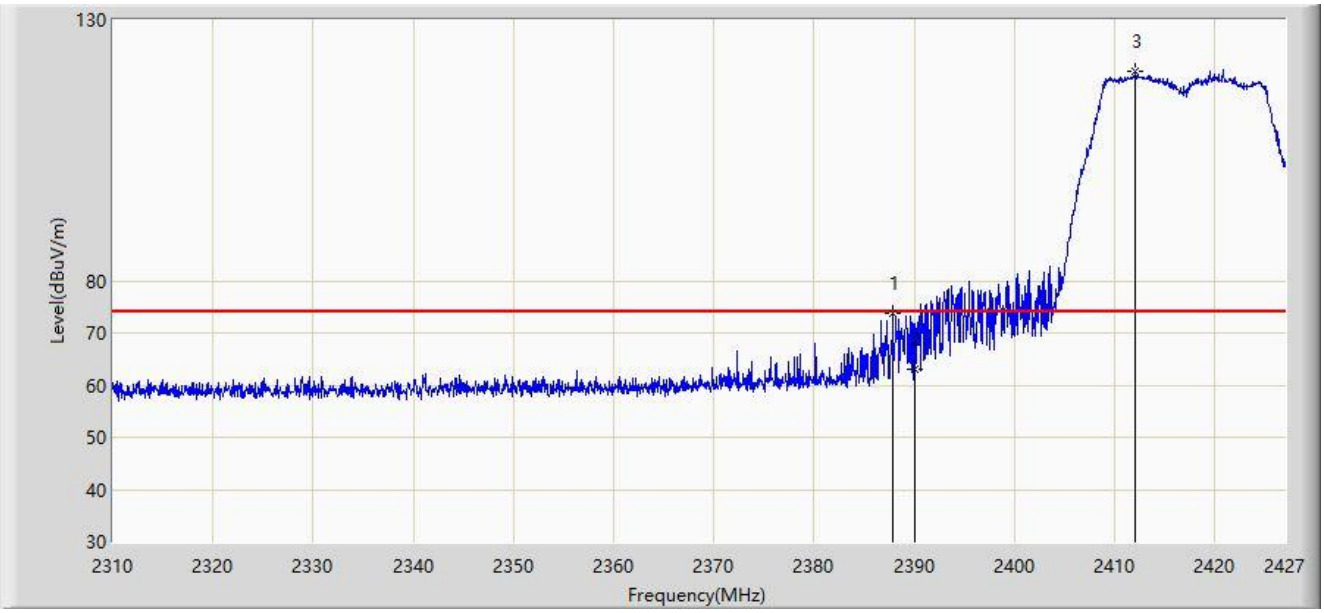

No	Mark	Frequency (MHz)	Measure Level (dBμV/m)	Reading Level (dBμV)	Margin (dB)	Limit (dBμV/m)	Factor (dB/m)	Type
1	*	2387.864	73.678	42.685	-0.322	74.000	30.993	PK
2		2390.000	63.113	32.121	-10.887	74.000	30.992	PK
3		2412.083	120.127	89.173	N/A	N/A	30.954	PK

Note 1: " * ", means this data is the worst emission level.

Note 2: Measure Level (dBμV/m) = Reading Level (dBμV) + Factor (dB/m).

Note 3: Factor (dB/m) = Cable Loss (dB) + Antenna Factor (dB/m).

Site: WZ-AC1	Test Date: 2023-01-28
Limit: FCC_2.4G_RE(3m)	Engineer: Bob Zhang
Probe: BBHA9120D_1167_1-18GHz	Polarity: Vertical
EUT: BE24000 Quad-Band Wi-Fi 7 Router	Power: AC 120V/60Hz
Test Mode: Transmit by 802.11g at 2417MHz	

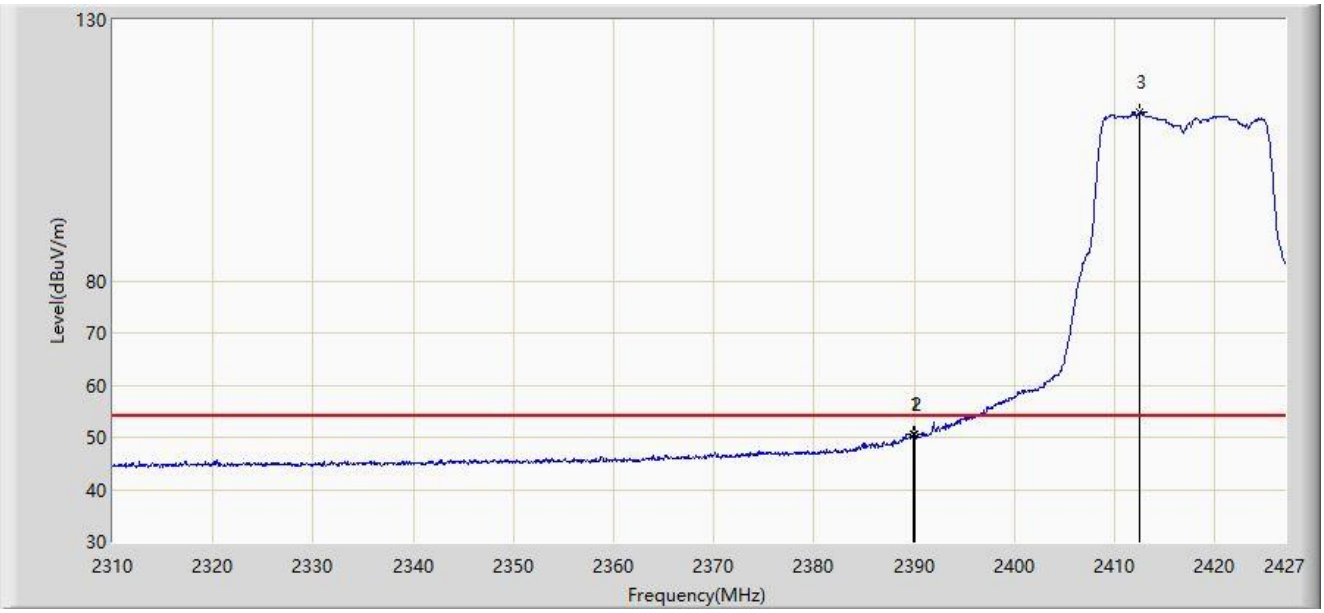

No	Mark	Frequency (MHz)	Measure Level (dBμV/m)	Reading Level (dBμV)	Margin (dB)	Limit (dBμV/m)	Factor (dB/m)	Type
1		2389.911	50.524	19.532	-3.476	54.000	30.992	AV
2	*	2390.000	50.527	19.535	-3.473	54.000	30.992	AV
3		2412.492	112.197	81.244	N/A	N/A	30.953	AV

Note 1: " * ", means this data is the worst emission level.

Note 2: Measure Level (dBμV/m) = Reading Level (dBμV) + Factor (dB/m).

Note 3: Factor (dB/m) = Cable Loss (dB) + Antenna Factor (dB/m).

Site: WZ-AC1	Test Date: 2023-01-28
Limit: FCC_2.4G_RE(3m)	Engineer: Bob Zhang
Probe: BBHA9120D_1167_1-18GHz	Polarity: Horizontal
EUT: BE24000 Quad-Band Wi-Fi 7 Router	Power: AC 120V/60Hz
Test Mode: Transmit by 802.11g at 2437MHz	

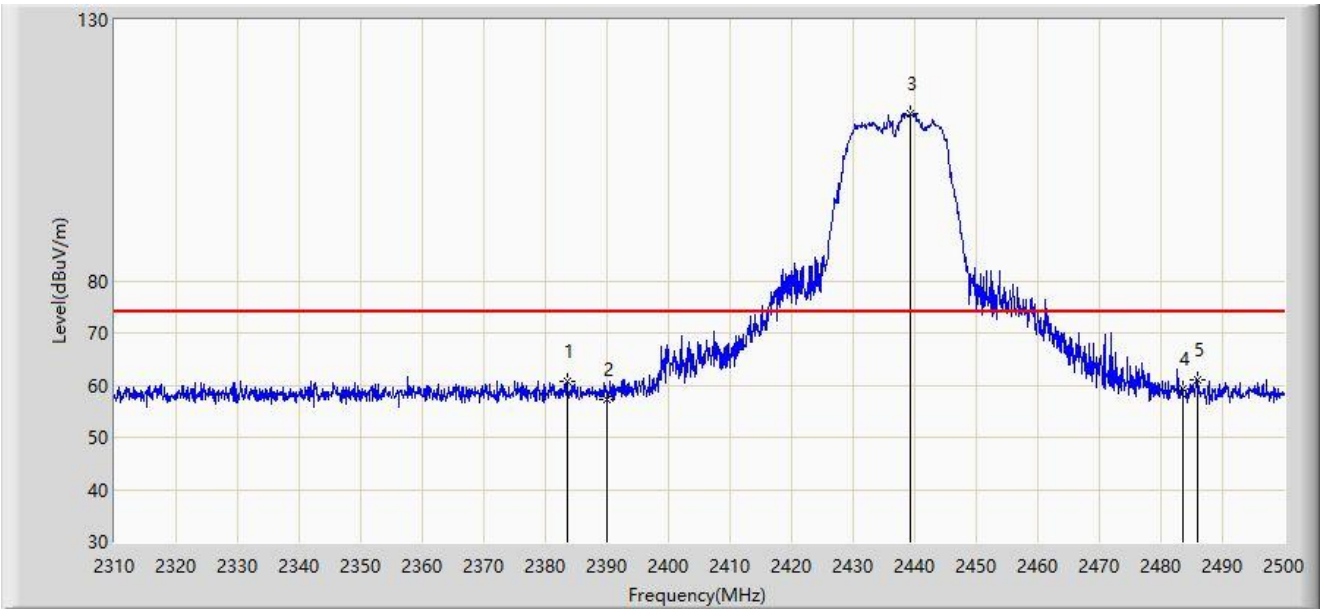

No	Mark	Frequency (MHz)	Measure Level (dBμV/m)	Reading Level (dBμV)	Margin (dB)	Limit (dBμV/m)	Factor (dB/m)	Type
1		2383.530	60.640	29.643	-13.360	74.000	30.997	PK
2		2390.000	57.200	26.208	-16.800	74.000	30.992	PK
3		2439.390	112.173	81.309	N/A	N/A	30.865	PK
4		2483.500	59.199	28.308	-14.801	74.000	30.892	PK
5	*	2486.035	60.932	30.045	-13.068	74.000	30.887	PK

Note 1: " * ", means this data is the worst emission level.

Note 2: Measure Level (dBμV/m) = Reading Level (dBμV) + Factor (dB/m).

Note 3: Factor (dB/m) = Cable Loss (dB) + Antenna Factor (dB/m).

Site: WZ-AC1	Test Date: 2023-01-28
Limit: FCC_2.4G_RE(3m)	Engineer: Bob Zhang
Probe: BBHA9120D_1167_1-18GHz	Polarity: Horizontal
EUT: BE24000 Quad-Band Wi-Fi 7 Router	Power: AC 120V/60Hz
Test Mode: Transmit by 802.11g at 2437MHz	

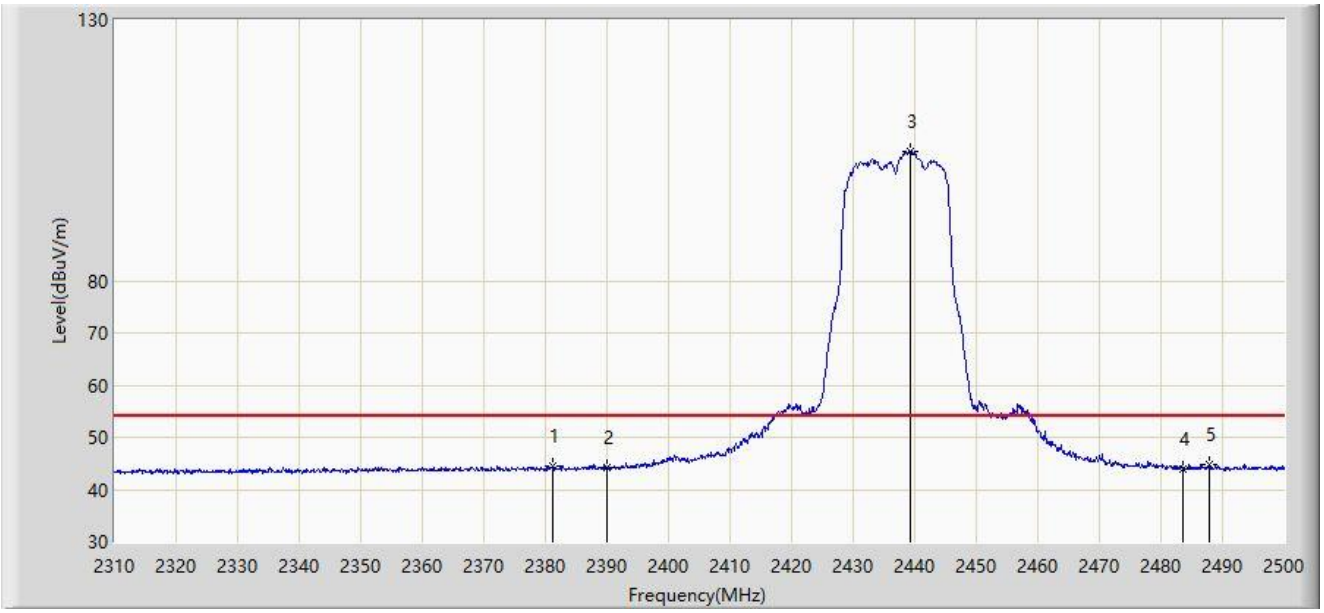

No	Mark	Frequency (MHz)	Measure Level (dBµV/m)	Reading Level (dBµV)	Margin (dB)	Limit (dBµV/m)	Factor (dB/m)	Type
1		2381.250	44.464	13.457	-9.536	54.000	31.007	AV
2		2390.000	44.236	13.244	-9.764	54.000	30.992	AV
3		2439.200	104.802	73.938	N/A	N/A	30.865	AV
4		2483.500	44.013	13.122	-9.987	54.000	30.892	AV
5	*	2487.745	44.760	13.875	-9.240	54.000	30.884	AV

Note 1: " * ", means this data is the worst emission level.

Note 2: Measure Level (dBµV/m) = Reading Level (dBµV) + Factor (dB/m).

Note 3: Factor (dB/m) = Cable Loss (dB) + Antenna Factor (dB/m).

Site: WZ-AC1	Test Date: 2023-01-28
Limit: FCC_2.4G_RE(3m)	Engineer: Bob Zhang
Probe: BBHA9120D_1167_1-18GHz	Polarity: Vertical
EUT: BE24000 Quad-Band Wi-Fi 7 Router	Power: AC 120V/60Hz
Test Mode: Transmit by 802.11g at 2437MHz	

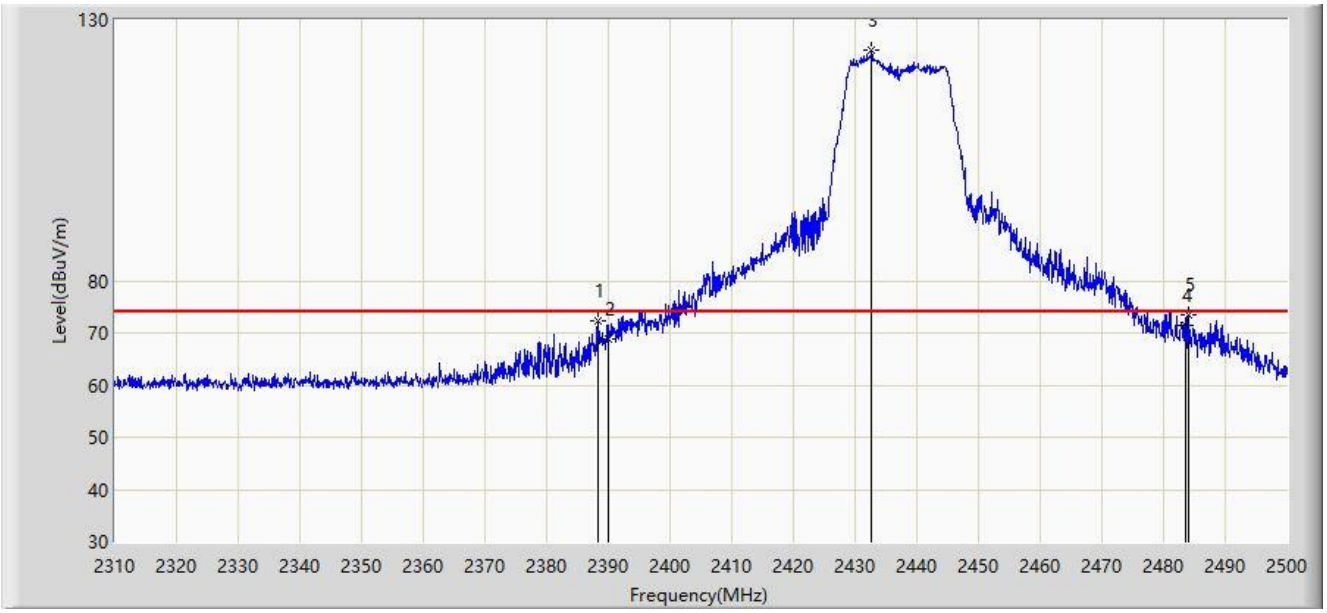

No	Mark	Frequency (MHz)	Measure Level (dBµV/m)	Reading Level (dBµV)	Margin (dB)	Limit (dBµV/m)	Factor (dB/m)	Type
1		2388.280	72.459	41.466	-1.541	74.000	30.993	PK
2		2390.000	68.802	37.810	-5.198	74.000	30.992	PK
3		2432.645	124.145	93.262	N/A	N/A	30.883	PK
4		2483.500	71.416	40.525	-2.584	74.000	30.892	PK
5	*	2484.135	73.609	42.719	-0.391	74.000	30.891	PK

Note 1: " * ", means this data is the worst emission level.

Note 2: Measure Level (dBµV/m) = Reading Level (dBµV) + Factor (dB/m).

Note 3: Factor (dB/m) = Cable Loss (dB) + Antenna Factor (dB/m).

Site: WZ-AC1	Test Date: 2023-01-28
Limit: FCC_2.4G_RE(3m)	Engineer: Bob Zhang
Probe: BBHA9120D_1167_1-18GHz	Polarity: Vertical
EUT: BE24000 Quad-Band Wi-Fi 7 Router	Power: AC 120V/60Hz
Test Mode: Transmit by 802.11g at 2437MHz	

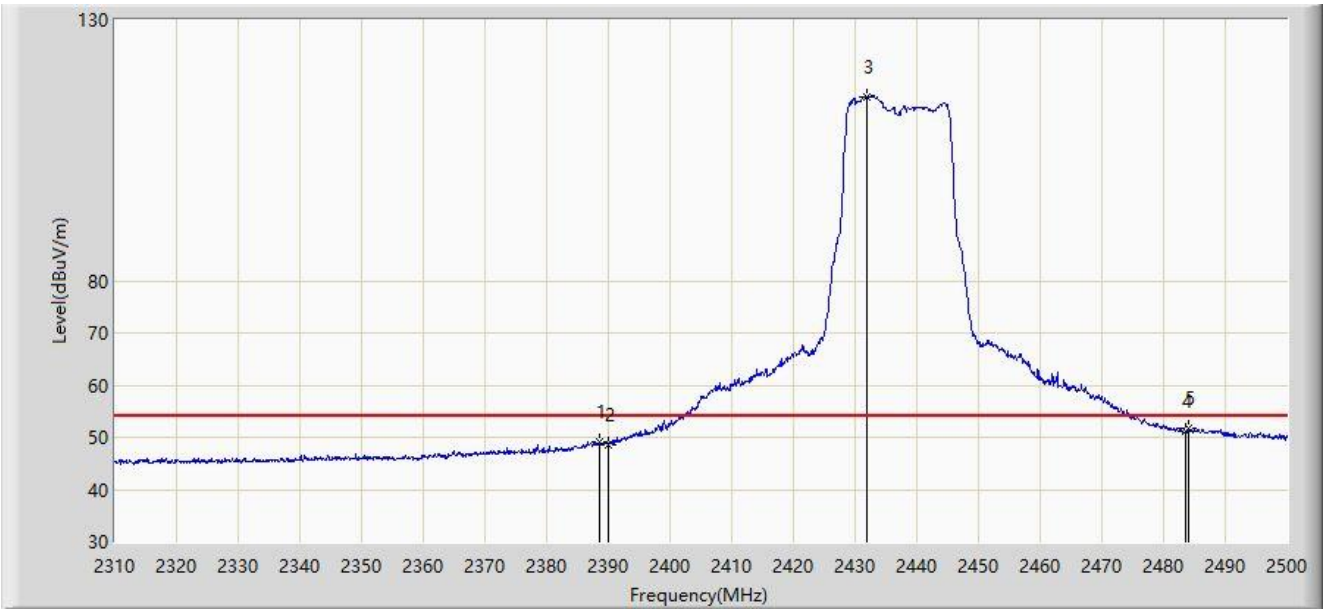

No	Mark	Frequency (MHz)	Measure Level (dBµV/m)	Reading Level (dBµV)	Margin (dB)	Limit (dBµV/m)	Factor (dB/m)	Type
1		2388.565	49.178	18.185	-4.822	54.000	30.993	AV
2		2390.000	48.520	17.528	-5.480	54.000	30.992	AV
3		2431.980	115.335	84.450	N/A	N/A	30.885	AV
4		2483.500	51.147	20.256	-2.853	54.000	30.892	AV
5	*	2484.040	51.846	20.955	-2.154	54.000	30.891	AV

Note 1: " * ", means this data is the worst emission level.

Note 2: Measure Level (dBµV/m) = Reading Level (dBµV) + Factor (dB/m).

Note 3: Factor (dB/m) = Cable Loss (dB) + Antenna Factor (dB/m).

Site: WZ-AC1	Test Date: 2023-01-28
Limit: FCC_2.4G_RE(3m)	Engineer: Bob Zhang
Probe: BBHA9120D_1167_1-18GHz	Polarity: Vertical
EUT: BE24000 Quad-Band Wi-Fi 7 Router	Power: AC 120V/60Hz
Test Mode: Transmit by 802.11g at 2457MHz	

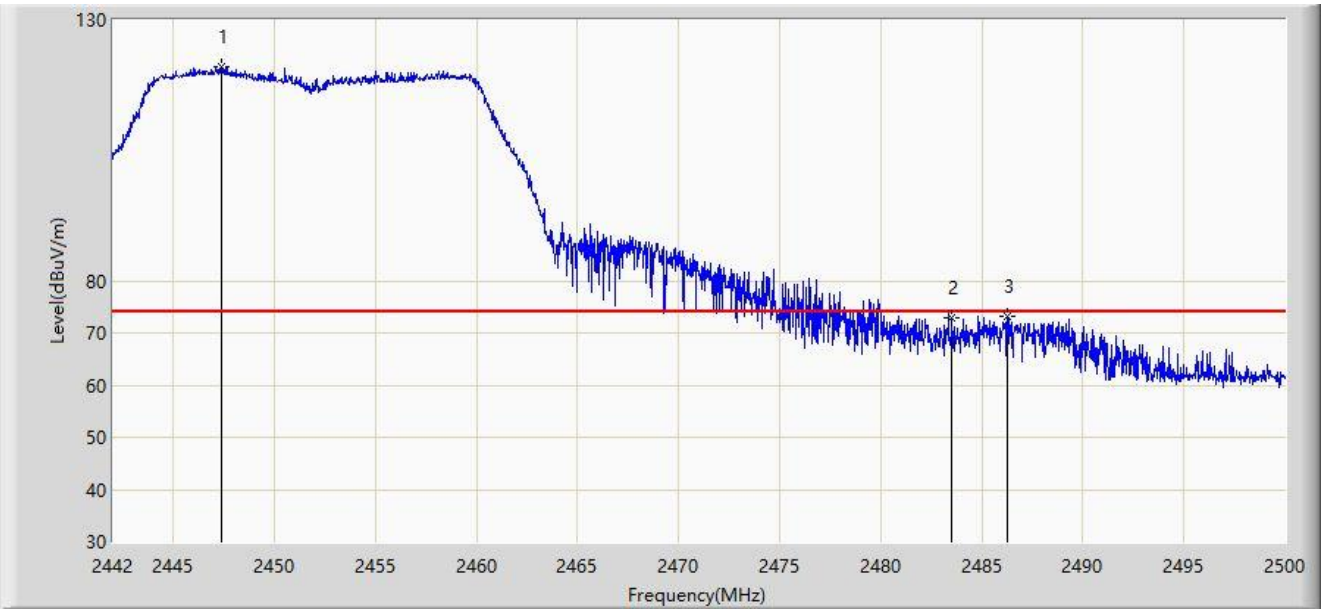

No	Mark	Frequency (MHz)	Measure Level (dBμV/m)	Reading Level (dBμV)	Margin (dB)	Limit (dBμV/m)	Factor (dB/m)	Type
1		2447.394	120.911	90.044	N/A	N/A	30.867	PK
2		2483.500	72.997	42.106	-1.003	74.000	30.892	PK
3	*	2486.254	73.226	42.339	-0.774	74.000	30.887	PK

Note 1: " * ", means this data is the worst emission level.

Note 2: Measure Level (dBμV/m) = Reading Level (dBμV) + Factor (dB/m).

Note 3: Factor (dB/m) = Cable Loss (dB) + Antenna Factor (dB/m).

Site: WZ-AC1	Test Date: 2023-01-28
Limit: FCC_2.4G_RE(3m)	Engineer: Bob Zhang
Probe: BBHA9120D_1167_1-18GHz	Polarity: Vertical
EUT: BE24000 Quad-Band Wi-Fi 7 Router	Power: AC 120V/60Hz
Test Mode: Transmit by 802.11g at 2457MHz	

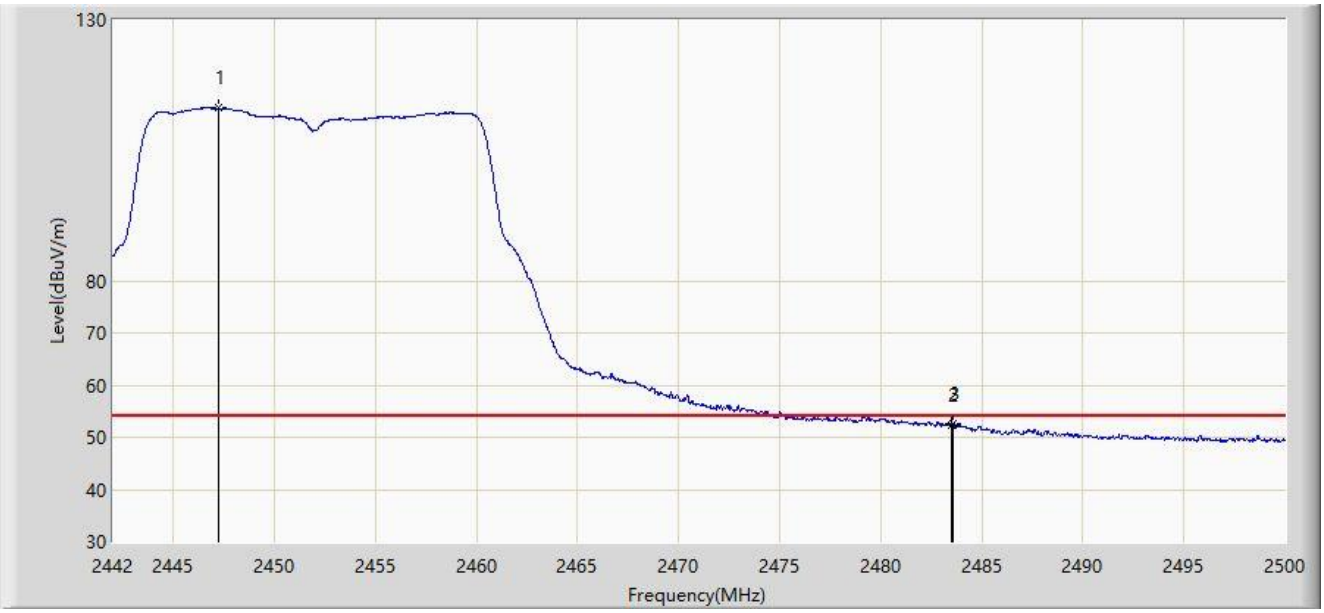

No	Mark	Frequency (MHz)	Measure Level (dBμV/m)	Reading Level (dBμV)	Margin (dB)	Limit (dBμV/m)	Factor (dB/m)	Type
1		2447.220	113.085	82.218	N/A	N/A	30.867	AV
2		2483.500	52.451	21.560	-1.549	54.000	30.892	AV
3	*	2483.557	52.736	21.845	-1.264	54.000	30.892	AV

Note 1: " * ", means this data is the worst emission level.

Note 2: Measure Level (dBμV/m) = Reading Level (dBμV) + Factor (dB/m).

Note 3: Factor (dB/m) = Cable Loss (dB) + Antenna Factor (dB/m).

Site: WZ-AC1	Test Date: 2023-01-28
Limit: FCC_2.4G_RE(3m)	Engineer: Bob Zhang
Probe: BBHA9120D_1167_1-18GHz	Polarity: Vertical
EUT: BE24000 Quad-Band Wi-Fi 7 Router	Power: AC 120V/60Hz
Test Mode: Transmit by 802.11g at 2457MHz	

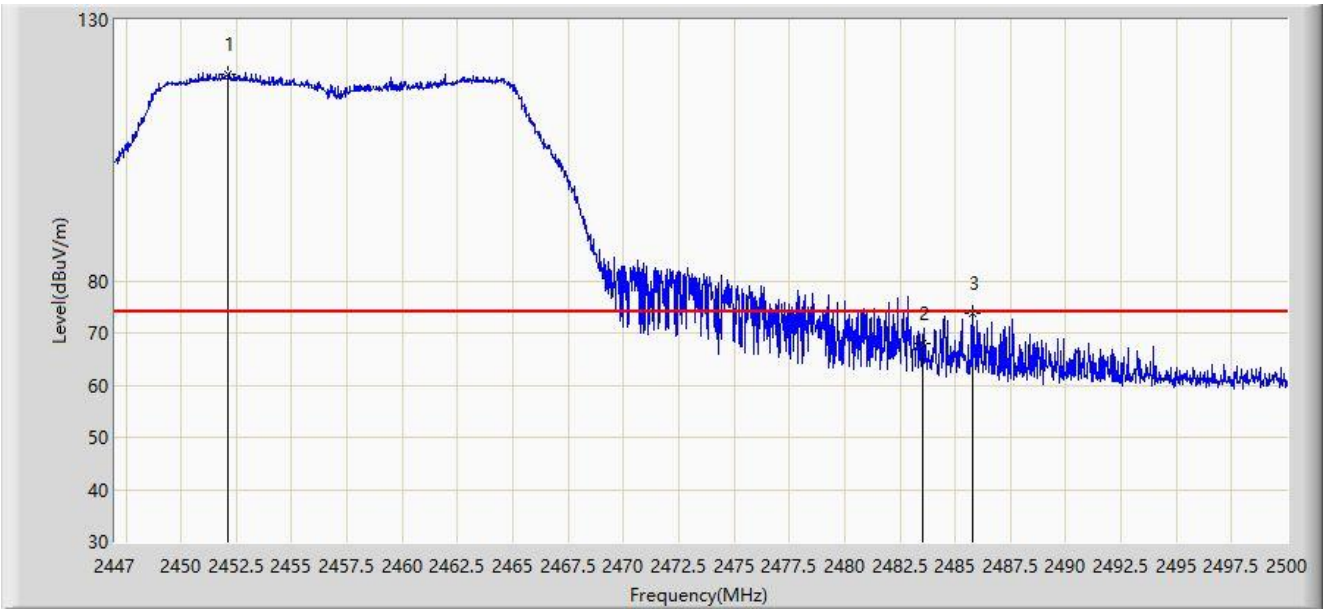

No	Mark	Frequency (MHz)	Measure Level (dBμV/m)	Reading Level (dBμV)	Margin (dB)	Limit (dBμV/m)	Factor (dB/m)	Type
1		2452.141	119.669	88.800	N/A	N/A	30.869	PK
2		2483.500	67.878	36.987	-6.122	74.000	30.892	PK
3	*	2485.770	73.905	43.017	-0.095	74.000	30.888	PK

Note 1: " * ", means this data is the worst emission level.

Note 2: Measure Level (dBμV/m) = Reading Level (dBμV) + Factor (dB/m).

Note 3: Factor (dB/m) = Cable Loss (dB) + Antenna Factor (dB/m).

Site: WZ-AC1	Test Date: 2023-01-28
Limit: FCC_2.4G_RE(3m)	Engineer: Bob Zhang
Probe: BBHA9120D_1167_1-18GHz	Polarity: Vertical
EUT: BE24000 Quad-Band Wi-Fi 7 Router	Power: AC 120V/60Hz
Test Mode: Transmit by 802.11g at 2457MHz	

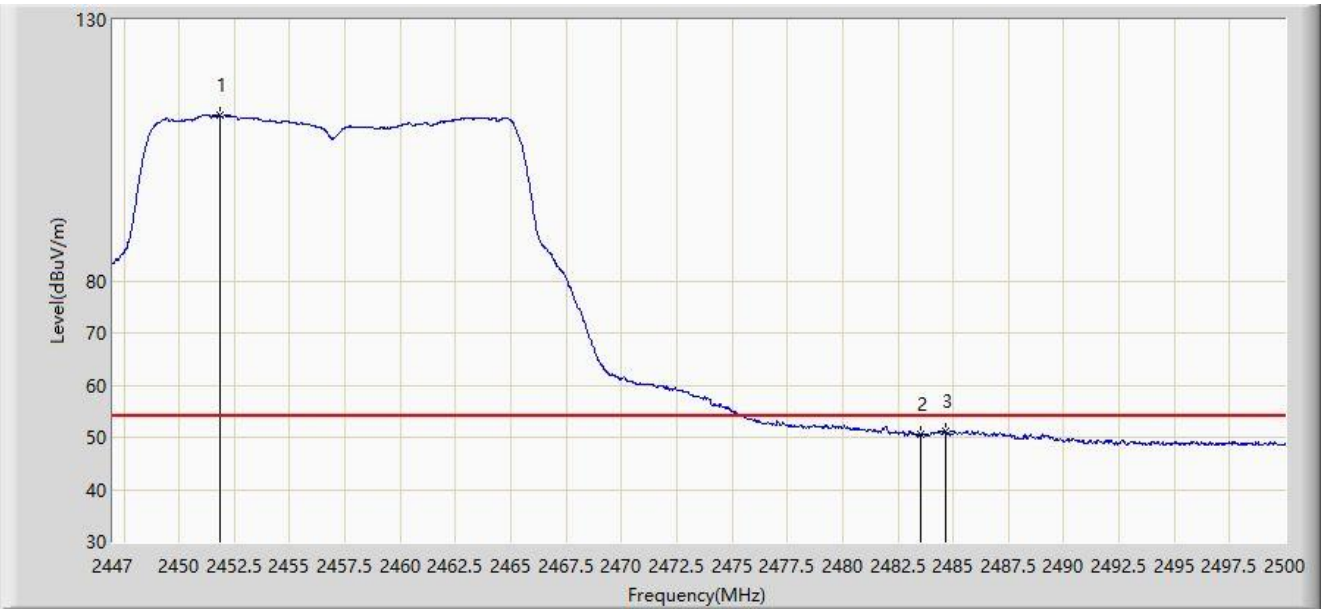

No	Mark	Frequency (MHz)	Measure Level (dBμV/m)	Reading Level (dBμV)	Margin (dB)	Limit (dBμV/m)	Factor (dB/m)	Type
1		2451.823	111.597	80.728	N/A	N/A	30.870	AV
2		2483.500	50.477	19.586	-3.523	54.000	30.892	AV
3	*	2484.630	51.049	20.159	-2.951	54.000	30.890	AV

Note 1: " * ", means this data is the worst emission level.

Note 2: Measure Level (dBμV/m) = Reading Level (dBμV) + Factor (dB/m).

Note 3: Factor (dB/m) = Cable Loss (dB) + Antenna Factor (dB/m).

Site: WZ-AC1	Test Date: 2023-01-28
Limit: FCC_2.4G_RE(3m)	Engineer: Bob Zhang
Probe: BBHA9120D_1167_1-18GHz	Polarity: Horizontal
EUT: BE24000 Quad-Band Wi-Fi 7 Router	Power: AC 120V/60Hz
Test Mode: Transmit by 802.11g at 2462MHz	

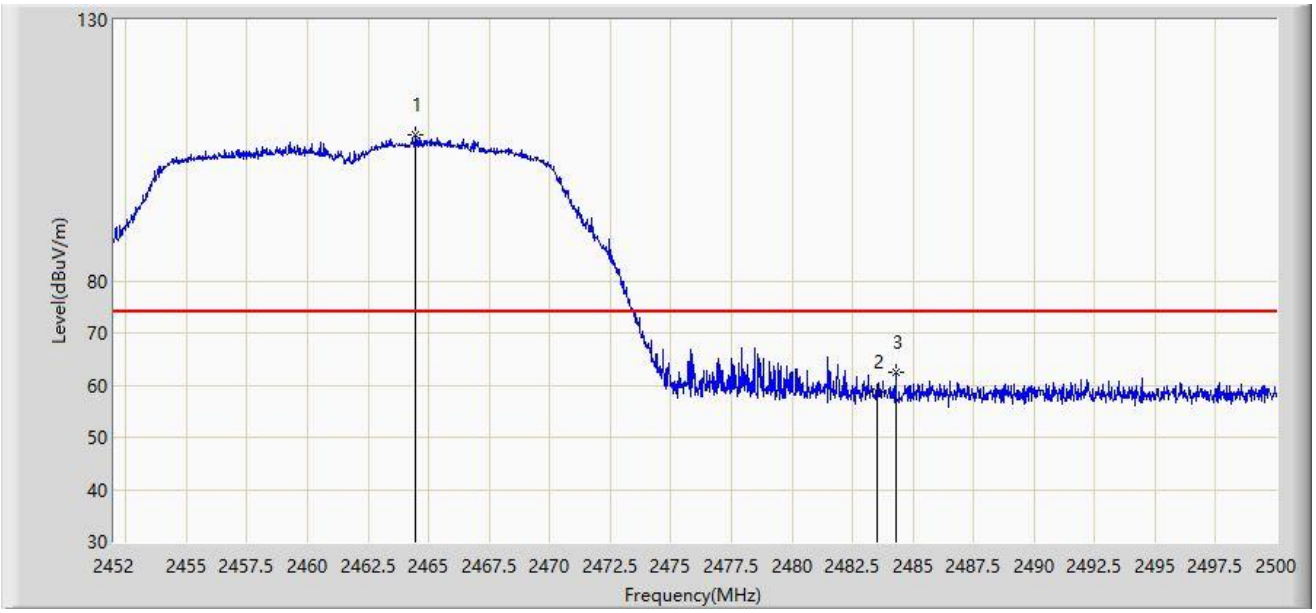

No	Mark	Frequency (MHz)	Measure Level (dBμV/m)	Reading Level (dBμV)	Margin (dB)	Limit (dBμV/m)	Factor (dB/m)	Type
1		2464.480	107.974	77.086	N/A	N/A	30.887	PK
2		2483.500	58.793	27.902	-15.207	74.000	30.892	PK
3	*	2484.280	62.428	31.538	-11.572	74.000	30.891	PK

Note 1: " * ", means this data is the worst emission level.

Note 2: Measure Level (dBμV/m) = Reading Level (dBμV) + Factor (dB/m).

Note 3: Factor (dB/m) = Cable Loss (dB) + Antenna Factor (dB/m).

Site: WZ-AC1	Test Date: 2023-01-28
Limit: FCC_2.4G_RE(3m)	Engineer: Bob Zhang
Probe: BBHA9120D_1167_1-18GHz	Polarity: Horizontal
EUT: BE24000 Quad-Band Wi-Fi 7 Router	Power: AC 120V/60Hz
Test Mode: Transmit by 802.11g at 2462MHz	

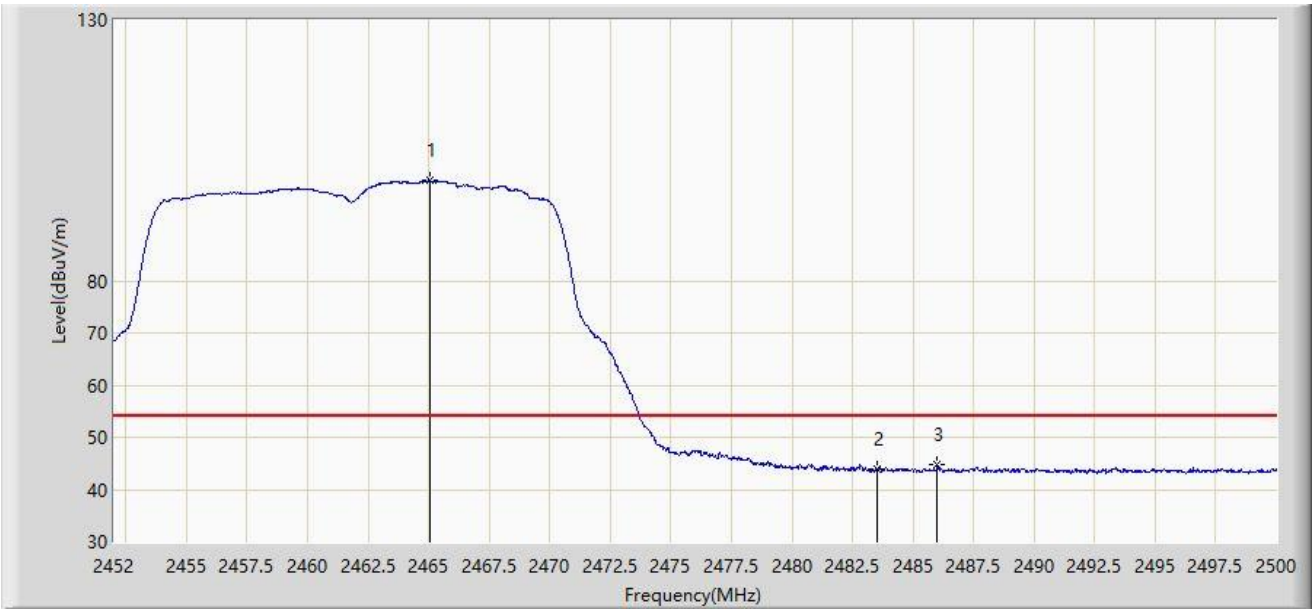

No	Mark	Frequency (MHz)	Measure Level (dBμV/m)	Reading Level (dBμV)	Margin (dB)	Limit (dBμV/m)	Factor (dB/m)	Type
1		2465.032	99.151	68.262	N/A	N/A	30.889	AV
2		2483.500	43.929	13.038	-10.071	54.000	30.892	AV
3	*	2486.008	44.675	13.788	-9.325	54.000	30.888	AV

Note 1: " * ", means this data is the worst emission level.

Note 2: Measure Level (dBμV/m) = Reading Level (dBμV) + Factor (dB/m).

Note 3: Factor (dB/m) = Cable Loss (dB) + Antenna Factor (dB/m).

Site: WZ-AC1	Test Date: 2023-01-28
Limit: FCC_2.4G_RE(3m)	Engineer: Bob Zhang
Probe: BBHA9120D_1167_1-18GHz	Polarity: Vertical
EUT: BE24000 Quad-Band Wi-Fi 7 Router	Power: AC 120V/60Hz
Test Mode: Transmit by 802.11g at 2462MHz	

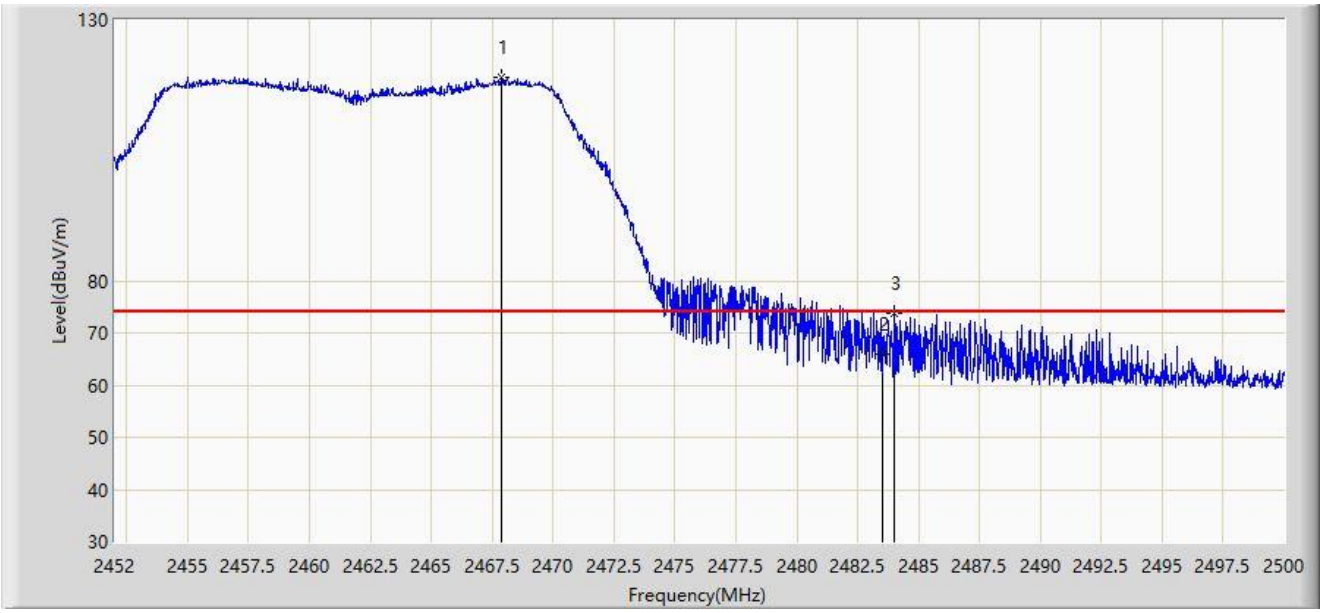

No	Mark	Frequency (MHz)	Measure Level (dBμV/m)	Reading Level (dBμV)	Margin (dB)	Limit (dBμV/m)	Factor (dB/m)	Type
1		2467.888	118.978	88.083	N/A	N/A	30.896	PK
2		2483.500	65.960	35.069	-8.040	74.000	30.892	PK
3	*	2484.016	73.815	42.924	-0.185	74.000	30.891	PK

Note 1: " * ", means this data is the worst emission level.

Note 2: Measure Level (dBμV/m) = Reading Level (dBμV) + Factor (dB/m).

Note 3: Factor (dB/m) = Cable Loss (dB) + Antenna Factor (dB/m).

Site: WZ-AC1	Test Date: 2023-01-28
Limit: FCC_2.4G_RE(3m)	Engineer: Bob Zhang
Probe: BBHA9120D_1167_1-18GHz	Polarity: Vertical
EUT: BE24000 Quad-Band Wi-Fi 7 Router	Power: AC 120V/60Hz
Test Mode: Transmit by 802.11g at 2462MHz	

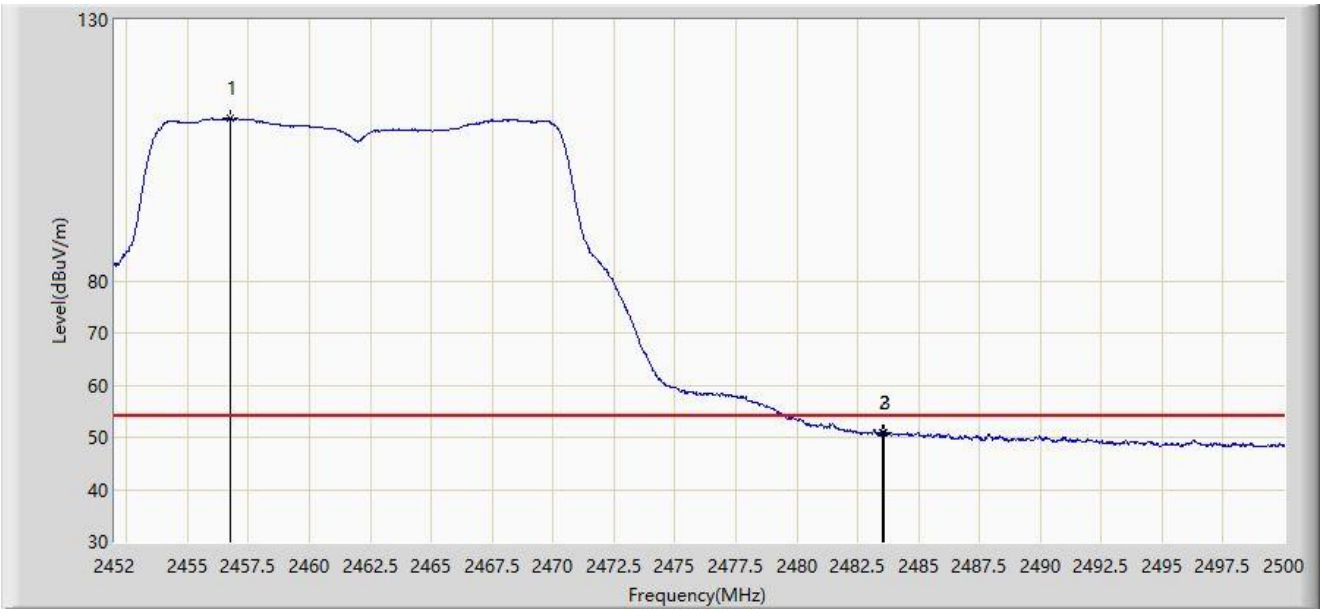

No	Mark	Frequency (MHz)	Measure Level (dBμV/m)	Reading Level (dBμV)	Margin (dB)	Limit (dBμV/m)	Factor (dB/m)	Type
1		2456.752	111.026	80.153	N/A	N/A	30.873	AV
2		2483.500	50.860	19.969	-3.140	54.000	30.892	AV
3	*	2483.608	50.984	20.093	-3.016	54.000	30.892	AV

Note 1: " * ", means this data is the worst emission level.

Note 2: Measure Level (dBμV/m) = Reading Level (dBμV) + Factor (dB/m).

Note 3: Factor (dB/m) = Cable Loss (dB) + Antenna Factor (dB/m).

Site: WZ-AC1	Test Date: 2023-01-28
Limit: FCC_2.4G_RE(3m)	Engineer: Bob Zhang
Probe: BBHA9120D_1167_1-18GHz	Polarity: Horizontal
EUT: BE24000 Quad-Band Wi-Fi 7 Router	Power: AC 120V/60Hz
Test Mode: Transmit by 802.11n-HT20 at 2412MHz	

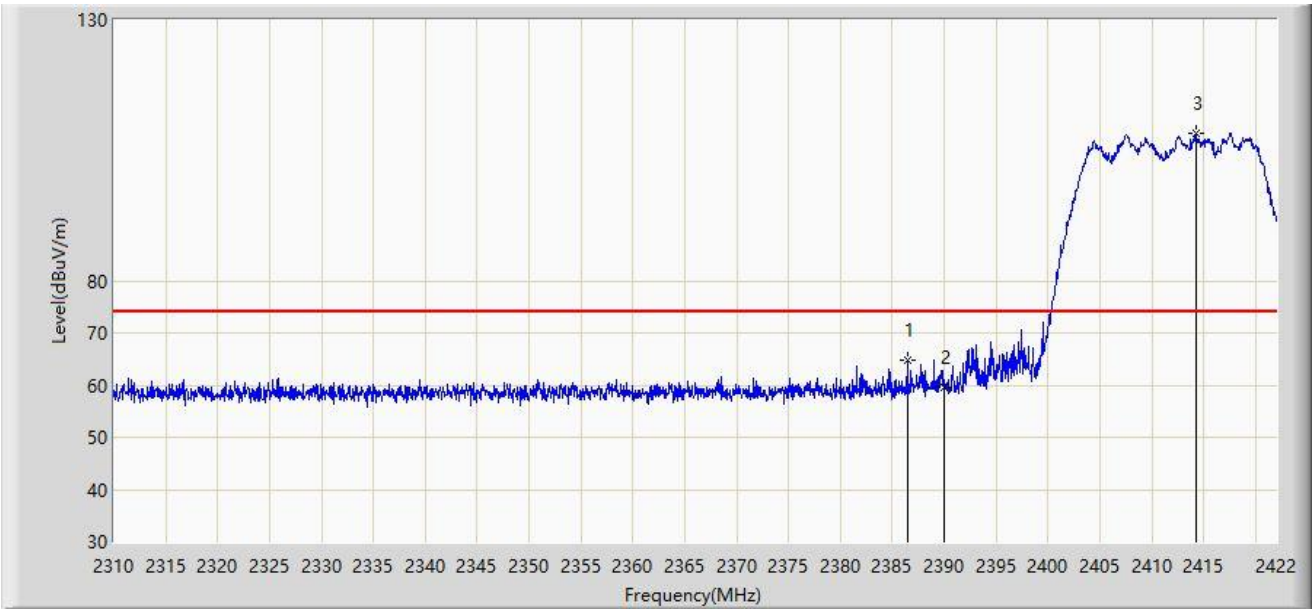

No	Mark	Frequency (MHz)	Measure Level (dBμV/m)	Reading Level (dBμV)	Margin (dB)	Limit (dBμV/m)	Factor (dB/m)	Type
1	*	2386.440	64.788	33.794	-9.212	74.000	30.994	PK
2		2390.000	59.671	28.679	-14.329	74.000	30.992	PK
3		2414.328	108.230	77.282	N/A	N/A	30.948	PK

Note 1: " * ", means this data is the worst emission level.

Note 2: Measure Level (dBμV/m) = Reading Level (dBμV) + Factor (dB/m).

Note 3: Factor (dB/m) = Cable Loss (dB) + Antenna Factor (dB/m).

Site: WZ-AC1	Test Date: 2023-01-28
Limit: FCC_2.4G_RE(3m)	Engineer: Bob Zhang
Probe: BBHA9120D_1167_1-18GHz	Polarity: Horizontal
EUT: BE24000 Quad-Band Wi-Fi 7 Router	Power: AC 120V/60Hz
Test Mode: Transmit by 802.11n-HT20 at 2412MHz	

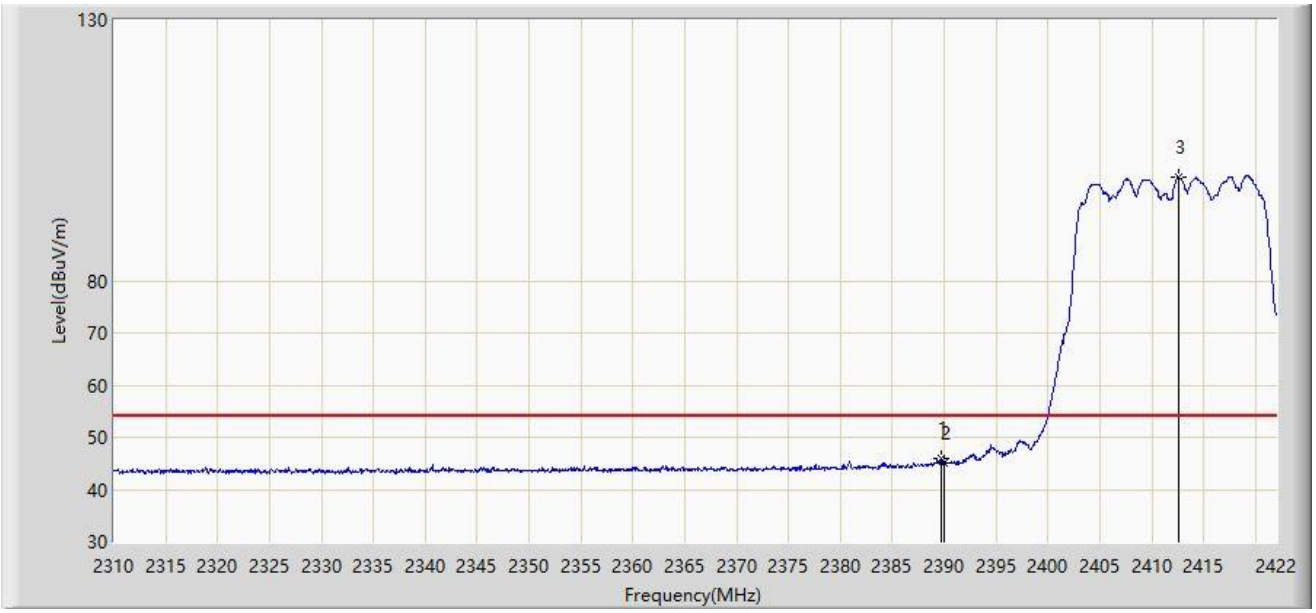

No	Mark	Frequency (MHz)	Measure Level (dBµV/m)	Reading Level (dBµV)	Margin (dB)	Limit (dBµV/m)	Factor (dB/m)	Type
1	*	2389.744	46.040	15.048	-7.960	54.000	30.993	AV
2		2390.000	44.995	14.003	-9.005	54.000	30.992	AV
3		2412.536	99.781	68.828	N/A	N/A	30.953	AV

Note 1: " * ", means this data is the worst emission level.

Note 2: Measure Level (dBµV/m) = Reading Level (dBµV) + Factor (dB/m).

Note 3: Factor (dB/m) = Cable Loss (dB) + Antenna Factor (dB/m).

Site: WZ-AC1	Test Date: 2023-01-28
Limit: FCC_2.4G_RE(3m)	Engineer: Bob Zhang
Probe: BBHA9120D_1167_1-18GHz	Polarity: Vertical
EUT: BE24000 Quad-Band Wi-Fi 7 Router	Power: AC 120V/60Hz
Test Mode: Transmit by 802.11n-HT20 at 2412MHz	

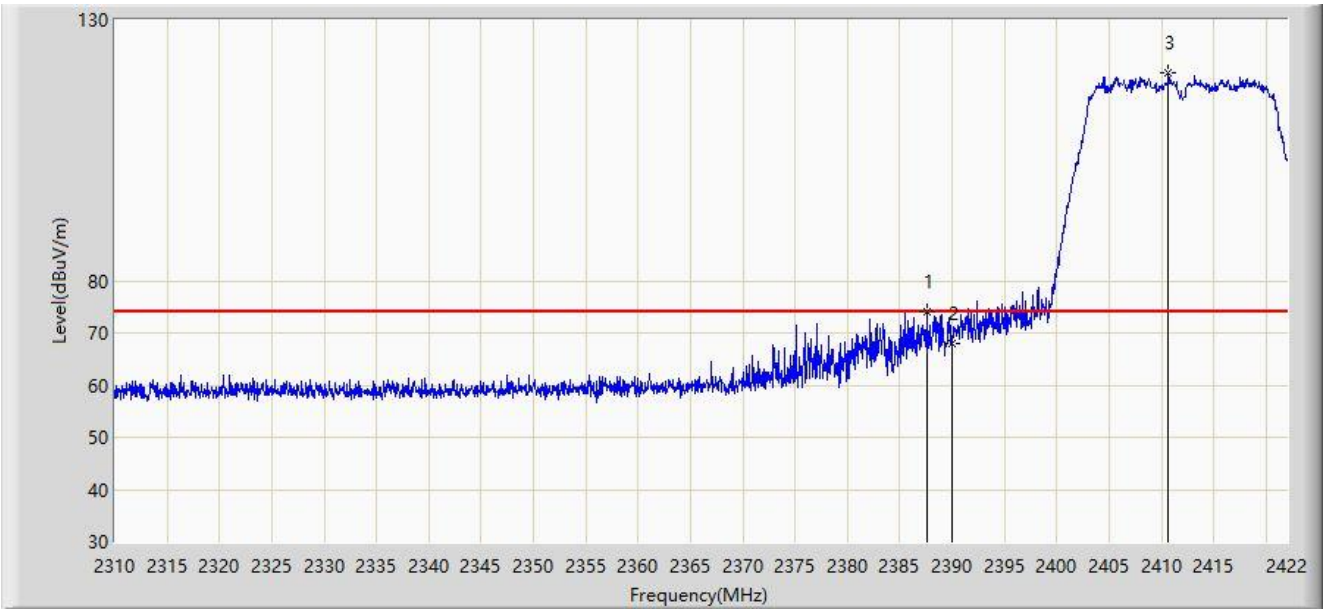

No	Mark	Frequency (MHz)	Measure Level (dBµV/m)	Reading Level (dBµV)	Margin (dB)	Limit (dBµV/m)	Factor (dB/m)	Type
1	*	2387.616	73.973	42.980	-0.027	74.000	30.993	PK
2		2390.000	68.107	37.115	-5.893	74.000	30.992	PK
3		2410.632	119.937	88.979	N/A	N/A	30.958	PK

Note 1: " * ", means this data is the worst emission level.

Note 2: Measure Level (dBµV/m) = Reading Level (dBµV) + Factor (dB/m).

Note 3: Factor (dB/m) = Cable Loss (dB) + Antenna Factor (dB/m).

Site: WZ-AC1	Test Date: 2023-01-28
Limit: FCC_2.4G_RE(3m)	Engineer: Bob Zhang
Probe: BBHA9120D_1167_1-18GHz	Polarity: Vertical
EUT: BE24000 Quad-Band Wi-Fi 7 Router	Power: AC 120V/60Hz
Test Mode: Transmit by 802.11n-HT20 at 2412MHz	

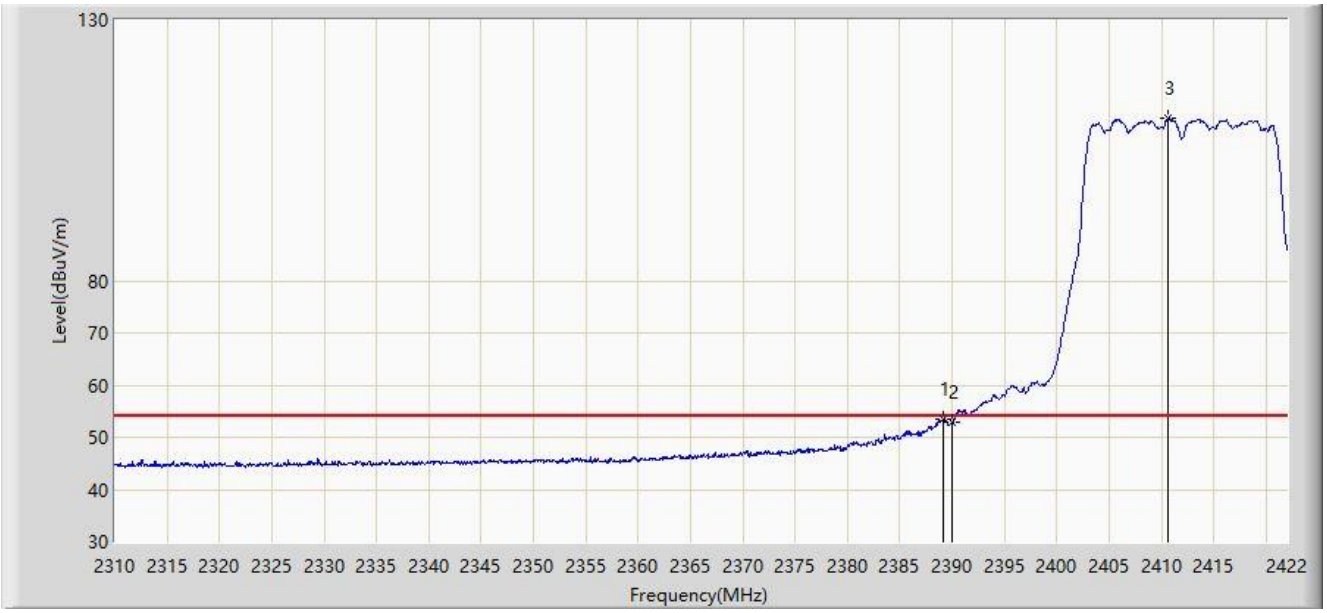

No	Mark	Frequency (MHz)	Measure Level (dBμV/m)	Reading Level (dBμV)	Margin (dB)	Limit (dBμV/m)	Factor (dB/m)	Type
1	*	2389.184	53.616	22.623	-0.384	54.000	30.992	AV
2		2390.000	52.824	21.832	-1.176	54.000	30.992	AV
3		2410.688	111.238	80.280	N/A	N/A	30.958	AV

Note 1: " * ", means this data is the worst emission level.

Note 2: Measure Level (dBμV/m) = Reading Level (dBμV) + Factor (dB/m).

Note 3: Factor (dB/m) = Cable Loss (dB) + Antenna Factor (dB/m).

Site: WZ-AC1	Test Date: 2023-01-28
Limit: FCC_2.4G_RE(3m)	Engineer: Bob Zhang
Probe: BBHA9120D_1167_1-18GHz	Polarity: Horizontal
EUT: BE24000 Quad-Band Wi-Fi 7 Router	Power: AC 120V/60Hz
Test Mode: Transmit by 802.11n-HT20 at 2437MHz	

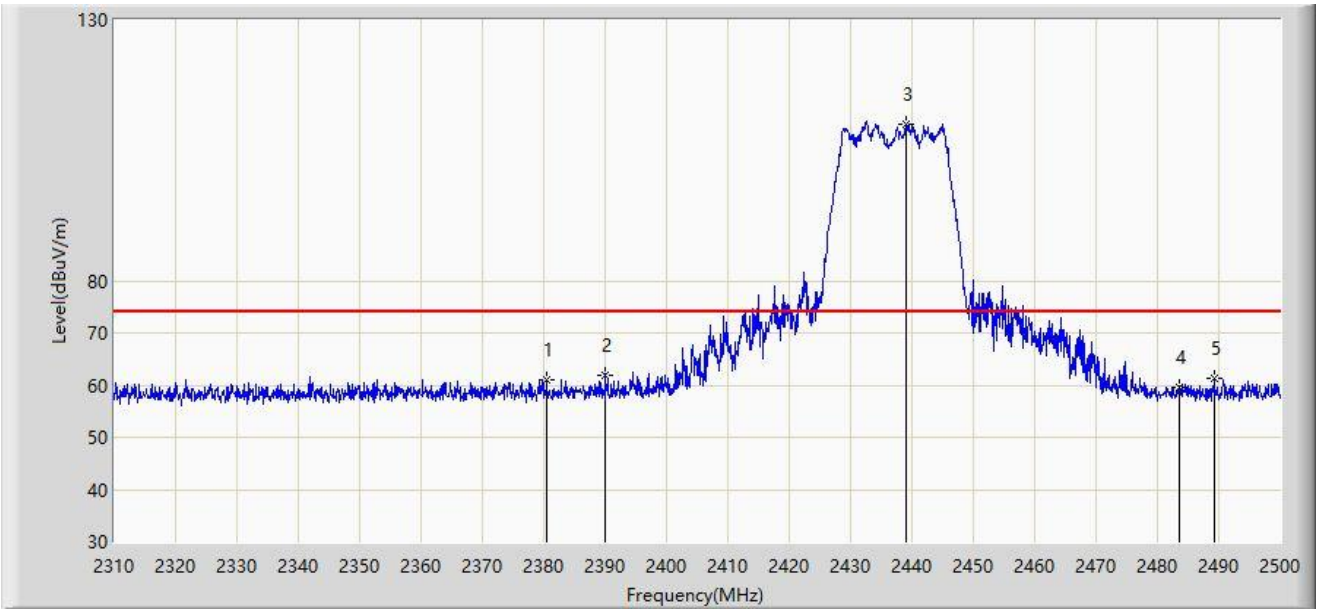

No	Mark	Frequency (MHz)	Measure Level (dBµV/m)	Reading Level (dBµV)	Margin (dB)	Limit (dBµV/m)	Factor (dB/m)	Type
1		2380.490	61.053	30.043	-12.947	74.000	31.011	PK
2	*	2390.000	61.848	30.856	-12.152	74.000	30.992	PK
3		2439.010	110.135	79.271	N/A	N/A	30.864	PK
4		2483.500	59.504	28.613	-14.496	74.000	30.892	PK
5		2489.170	61.385	30.503	-12.615	74.000	30.882	PK

Note 1: " * ", means this data is the worst emission level.

Note 2: Measure Level (dBµV/m) = Reading Level (dBµV) + Factor (dB/m).

Note 3: Factor (dB/m) = Cable Loss (dB) + Antenna Factor (dB/m).

Site: WZ-AC1	Test Date: 2023-01-28
Limit: FCC_2.4G_RE(3m)	Engineer: Bob Zhang
Probe: BBHA9120D_1167_1-18GHz	Polarity: Horizontal
EUT: BE24000 Quad-Band Wi-Fi 7 Router	Power: AC 120V/60Hz
Test Mode: Transmit by 802.11n-HT20 at 2437MHz	

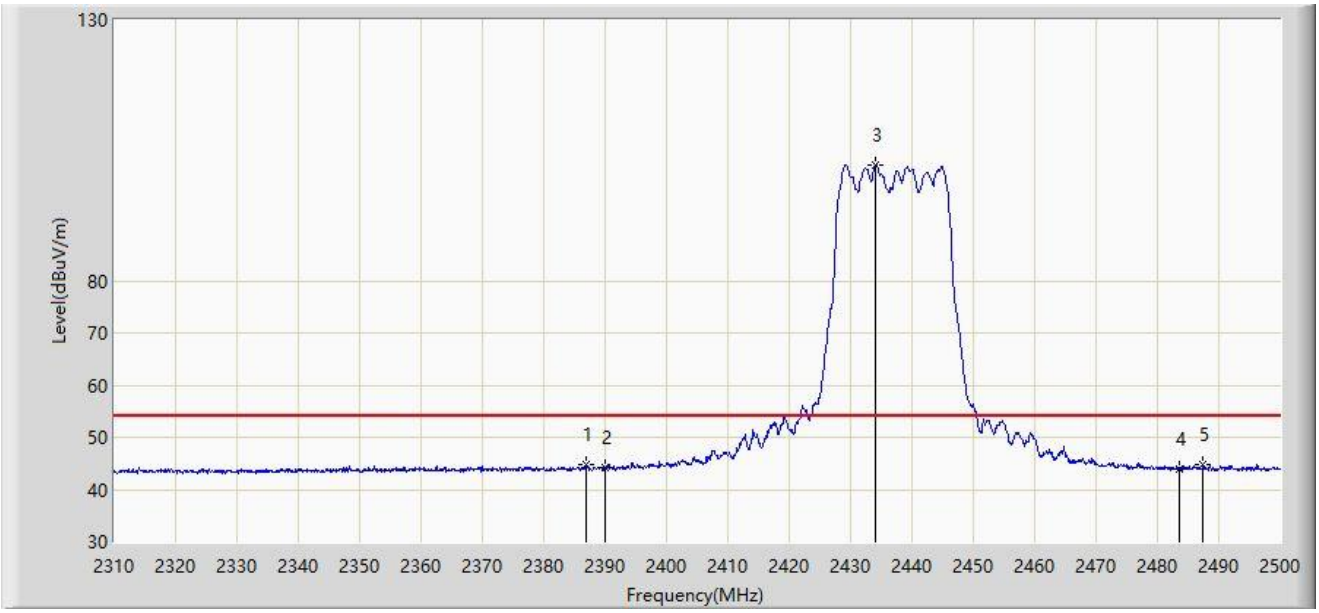

No	Mark	Frequency (MHz)	Measure Level (dBμV/m)	Reading Level (dBμV)	Margin (dB)	Limit (dBμV/m)	Factor (dB/m)	Type
1	*	2386.950	44.725	13.731	-9.275	54.000	30.993	AV
2		2390.000	44.068	13.076	-9.932	54.000	30.992	AV
3		2434.165	102.310	71.433	N/A	N/A	30.878	AV
4		2483.500	43.946	13.055	-10.054	54.000	30.892	AV
5		2487.365	44.644	13.759	-9.356	54.000	30.885	AV

Note 1: " * ", means this data is the worst emission level.

Note 2: Measure Level (dBμV/m) = Reading Level (dBμV) + Factor (dB/m).

Note 3: Factor (dB/m) = Cable Loss (dB) + Antenna Factor (dB/m).

Site: WZ-AC1	Test Date: 2023-01-28
Limit: FCC_2.4G_RE(3m)	Engineer: Bob Zhang
Probe: BBHA9120D_1167_1-18GHz	Polarity: Vertical
EUT: BE24000 Quad-Band Wi-Fi 7 Router	Power: AC 120V/60Hz
Test Mode: Transmit by 802.11n-HT20 at 2437MHz	

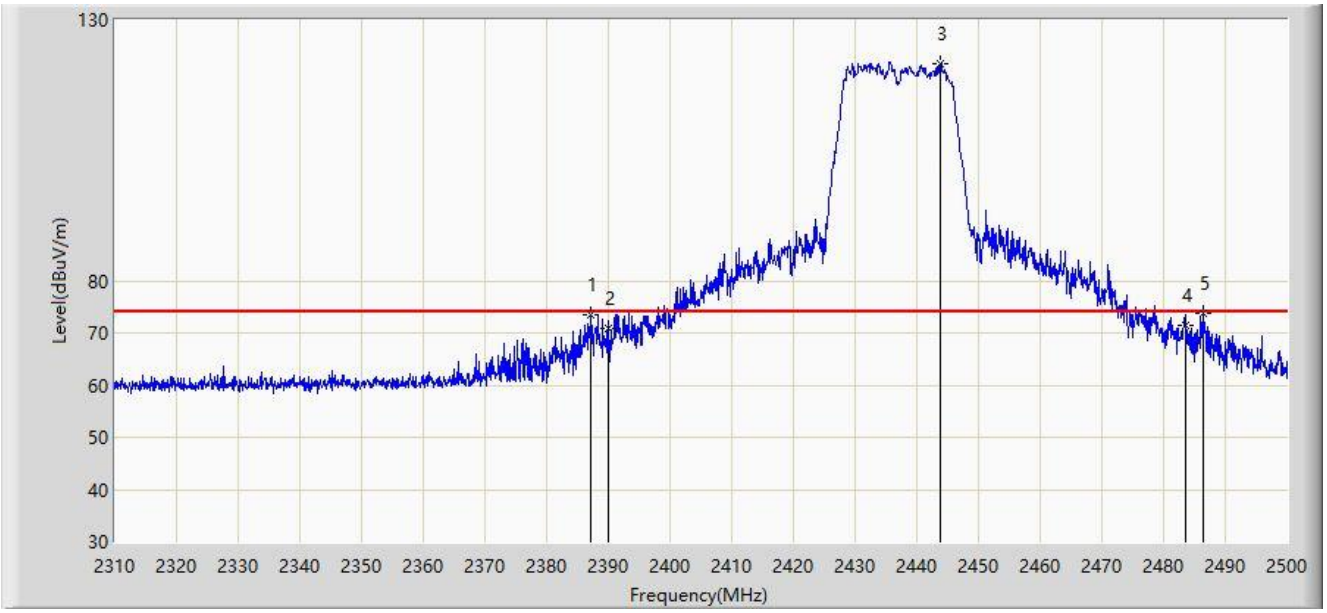

No	Mark	Frequency (MHz)	Measure Level (dBµV/m)	Reading Level (dBµV)	Margin (dB)	Limit (dBµV/m)	Factor (dB/m)	Type
1		2387.235	73.388	42.395	-0.612	74.000	30.993	PK
2		2390.000	70.871	39.879	-3.129	74.000	30.992	PK
3		2443.760	121.581	90.715	N/A	N/A	30.865	PK
4		2483.500	71.572	40.681	-2.428	74.000	30.892	PK
5	*	2486.510	73.643	42.756	-0.357	74.000	30.887	PK

Note 1: " * ", means this data is the worst emission level.

Note 2: Measure Level (dBµV/m) = Reading Level (dBµV) + Factor (dB/m).

Note 3: Factor (dB/m) = Cable Loss (dB) + Antenna Factor (dB/m).

Site: WZ-AC1	Test Date: 2023-01-28
Limit: FCC_2.4G_RE(3m)	Engineer: Bob Zhang
Probe: BBHA9120D_1167_1-18GHz	Polarity: Vertical
EUT: BE24000 Quad-Band Wi-Fi 7 Router	Power: AC 120V/60Hz
Test Mode: Transmit by 802.11n-HT20 at 2437MHz	

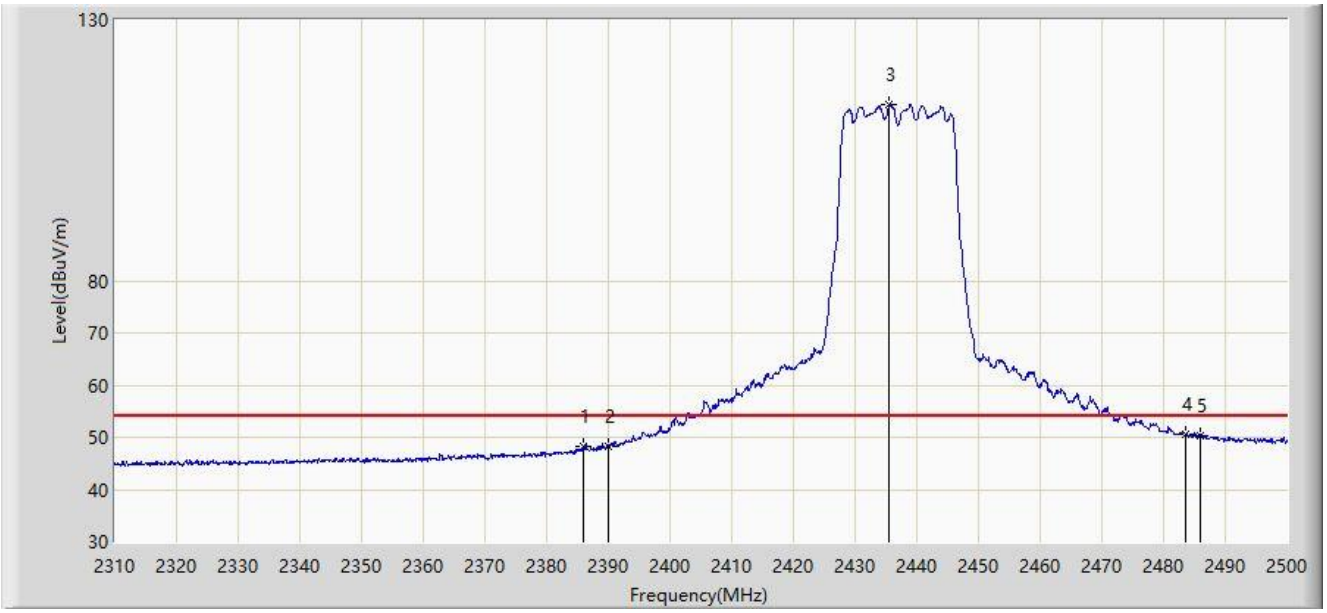

No	Mark	Frequency (MHz)	Measure Level (dBµV/m)	Reading Level (dBµV)	Margin (dB)	Limit (dBµV/m)	Factor (dB/m)	Type
1		2386.000	48.177	17.183	-5.823	54.000	30.994	AV
2		2390.000	48.245	17.253	-5.755	54.000	30.992	AV
3		2435.590	113.755	82.883	N/A	N/A	30.872	AV
4	*	2483.500	50.601	19.710	-3.399	54.000	30.892	AV
5		2486.035	50.410	19.523	-3.590	54.000	30.887	AV

Note 1: " * ", means this data is the worst emission level.

Note 2: Measure Level (dBµV/m) = Reading Level (dBµV) + Factor (dB/m).

Note 3: Factor (dB/m) = Cable Loss (dB) + Antenna Factor (dB/m).

Site: WZ-AC1	Test Date: 2023-01-28
Limit: FCC_2.4G_RE(3m)	Engineer: Bob Zhang
Probe: BBHA9120D_1167_1-18GHz	Polarity: Vertical
EUT: BE24000 Quad-Band Wi-Fi 7 Router	Power: AC 120V/60Hz
Test Mode: Transmit by 802.11n-HT20 at 2462MHz	

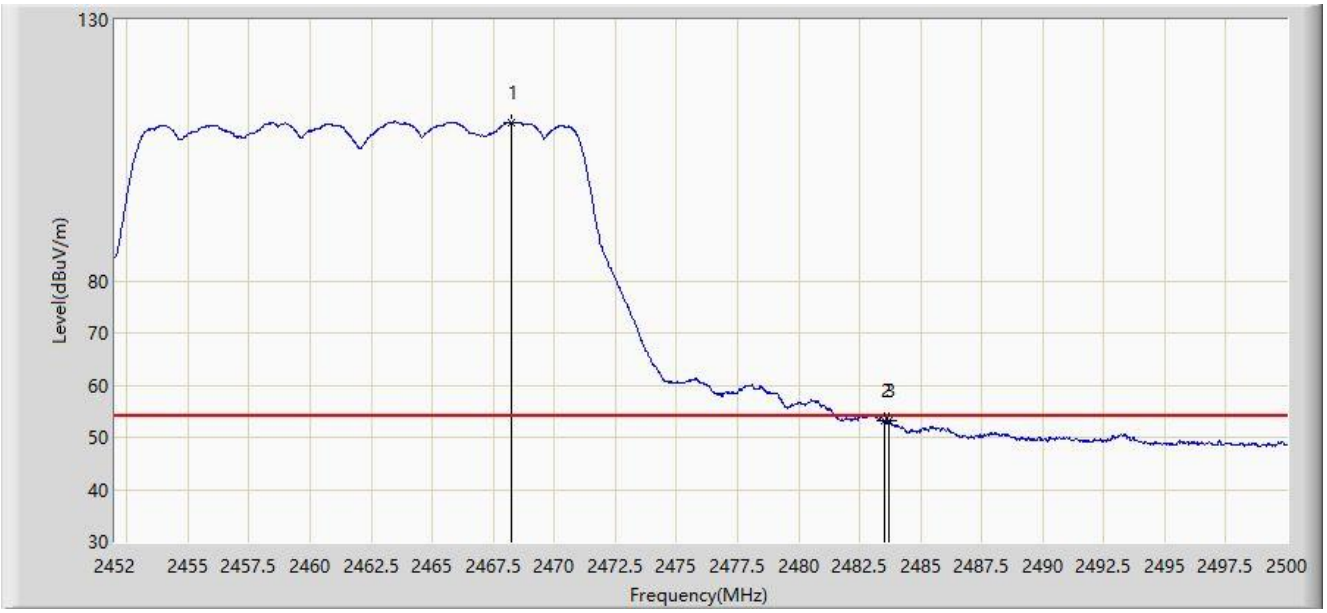

No	Mark	Frequency (MHz)	Measure Level (dBμV/m)	Reading Level (dBμV)	Margin (dB)	Limit (dBμV/m)	Factor (dB/m)	Type
1		2468.248	110.358	79.462	N/A	N/A	30.897	AV
2		2483.500	53.084	22.193	-0.916	54.000	30.892	AV
3	*	2483.680	53.281	22.390	-0.719	54.000	30.892	AV

Note 1: " * ", means this data is the worst emission level.

Note 2: Measure Level (dBμV/m) = Reading Level (dBμV) + Factor (dB/m).

Note 3: Factor (dB/m) = Cable Loss (dB) + Antenna Factor (dB/m).

Site: WZ-AC1	Test Date: 2023-01-28
Limit: FCC_2.4G_RE(3m)	Engineer: Bob Zhang
Probe: BBHA9120D_1167_1-18GHz	Polarity: Vertical
EUT: BE24000 Quad-Band Wi-Fi 7 Router	Power: AC 120V/60Hz
Test Mode: Transmit by 802.11n-HT20 at 2462MHz	

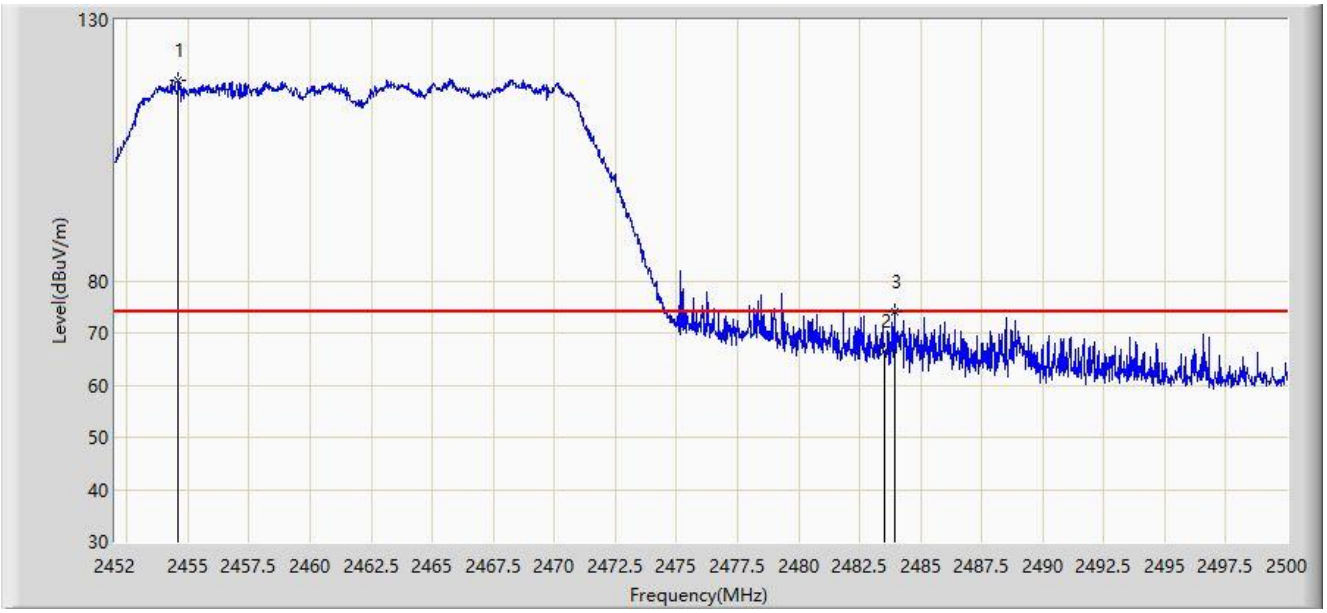

No	Mark	Frequency (MHz)	Measure Level (dBμV/m)	Reading Level (dBμV)	Margin (dB)	Limit (dBμV/m)	Factor (dB/m)	Type
1		2454.592	118.484	87.613	N/A	N/A	30.871	PK
2		2483.500	66.385	35.494	-7.615	74.000	30.892	PK
3	*	2483.944	73.959	43.068	-0.041	74.000	30.891	PK

Note 1: " * ", means this data is the worst emission level.

Note 2: Measure Level (dBμV/m) = Reading Level (dBμV) + Factor (dB/m).

Note 3: Factor (dB/m) = Cable Loss (dB) + Antenna Factor (dB/m).

Site: WZ-AC1	Test Date: 2023-01-28
Limit: FCC_2.4G_RE(3m)	Engineer: Bob Zhang
Probe: BBHA9120D_1167_1-18GHz	Polarity: Horizontal
EUT: BE24000 Quad-Band Wi-Fi 7 Router	Power: AC 120V/60Hz
Test Mode: Transmit by 802.11n-HT40 at 2422MHz	

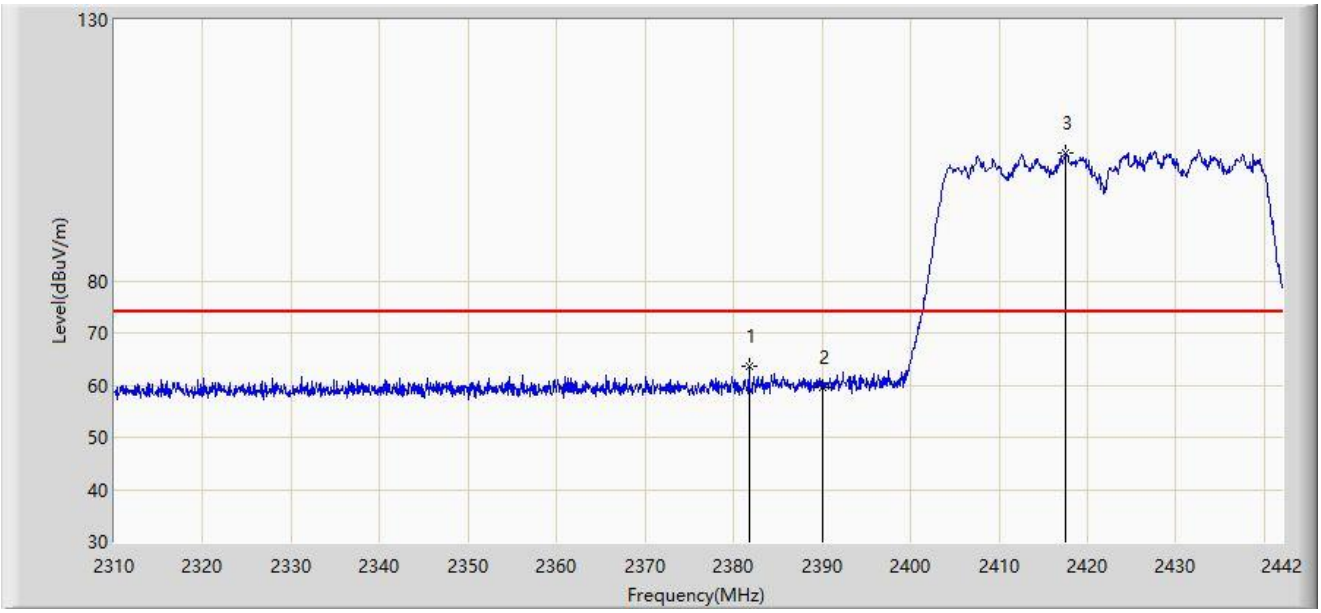

No	Mark	Frequency (MHz)	Measure Level (dBμV/m)	Reading Level (dBμV)	Margin (dB)	Limit (dBμV/m)	Factor (dB/m)	Type
1	*	2381.742	63.539	32.534	-10.461	74.000	31.005	PK
2		2390.000	59.708	28.716	-14.292	74.000	30.992	PK
3		2417.514	104.584	73.644	N/A	N/A	30.940	PK

Note 1: " * ", means this data is the worst emission level.

Note 2: Measure Level (dBμV/m) = Reading Level (dBμV) + Factor (dB/m).

Note 3: Factor (dB/m) = Cable Loss (dB) + Antenna Factor (dB/m).

Site: WZ-AC1	Test Date: 2023-01-28
Limit: FCC_2.4G_RE(3m)	Engineer: Bob Zhang
Probe: BBHA9120D_1167_1-18GHz	Polarity: Horizontal
EUT: BE24000 Quad-Band Wi-Fi 7 Router	Power: AC 120V/60Hz
Test Mode: Transmit by 802.11n-HT40 at 2422MHz	

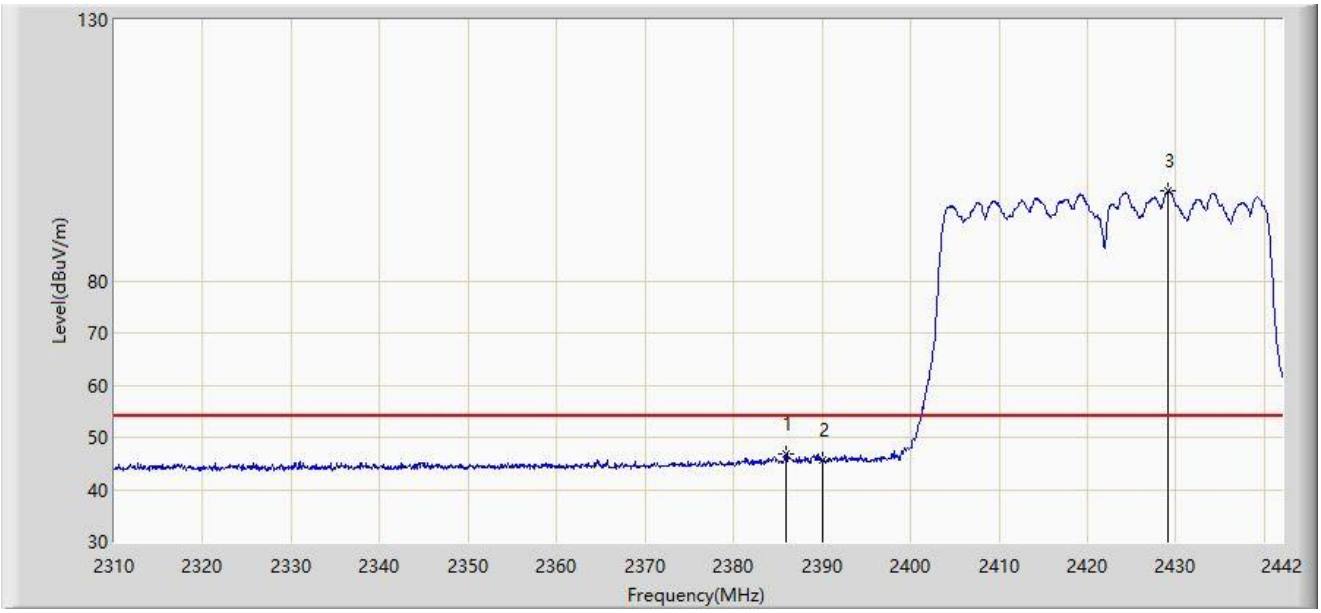

No	Mark	Frequency (MHz)	Measure Level (dBμV/m)	Reading Level (dBμV)	Margin (dB)	Limit (dBμV/m)	Factor (dB/m)	Type
1	*	2385.966	46.925	15.931	-7.075	54.000	30.994	AV
2		2390.000	45.642	14.650	-8.358	54.000	30.992	AV
3		2429.130	97.282	66.387	N/A	N/A	30.895	AV

Note 1: " * ", means this data is the worst emission level.

Note 2: Measure Level (dBμV/m) = Reading Level (dBμV) + Factor (dB/m).

Note 3: Factor (dB/m) = Cable Loss (dB) + Antenna Factor (dB/m).

Site: WZ-AC1	Test Date: 2023-01-28
Limit: FCC_2.4G_RE(3m)	Engineer: Bob Zhang
Probe: BBHA9120D_1167_1-18GHz	Polarity: Vertical
EUT: BE24000 Quad-Band Wi-Fi 7 Router	Power: AC 120V/60Hz
Test Mode: Transmit by 802.11n-HT40 at 2422MHz	

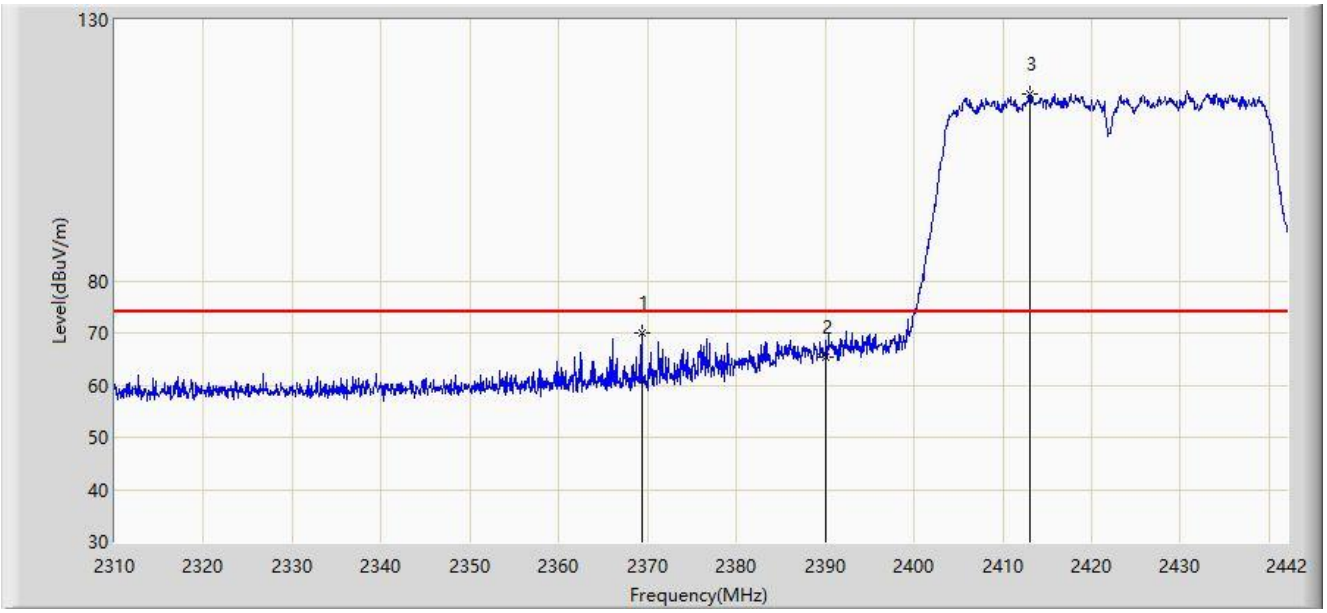

No	Mark	Frequency (MHz)	Measure Level (dBμV/m)	Reading Level (dBμV)	Margin (dB)	Limit (dBμV/m)	Factor (dB/m)	Type
1	*	2369.334	70.117	39.053	-3.883	74.000	31.064	PK
2		2390.000	65.368	34.376	-8.632	74.000	30.992	PK
3		2413.092	115.730	84.779	N/A	N/A	30.951	PK

Note 1: " * ", means this data is the worst emission level.

Note 2: Measure Level (dBμV/m) = Reading Level (dBμV) + Factor (dB/m).

Note 3: Factor (dB/m) = Cable Loss (dB) + Antenna Factor (dB/m).